

# South Bend Regional Age-Friendly Action Plan

June 22, 2026



City of South Bend  
Indiana

Filed in Clerk's Office

JUN 22 2026

Bianca Tirado  
City Clerk, South Bend, IN

# Welcome

What Is Age-Friendly And Why Does It Matter?



# Snapshot of South Bend

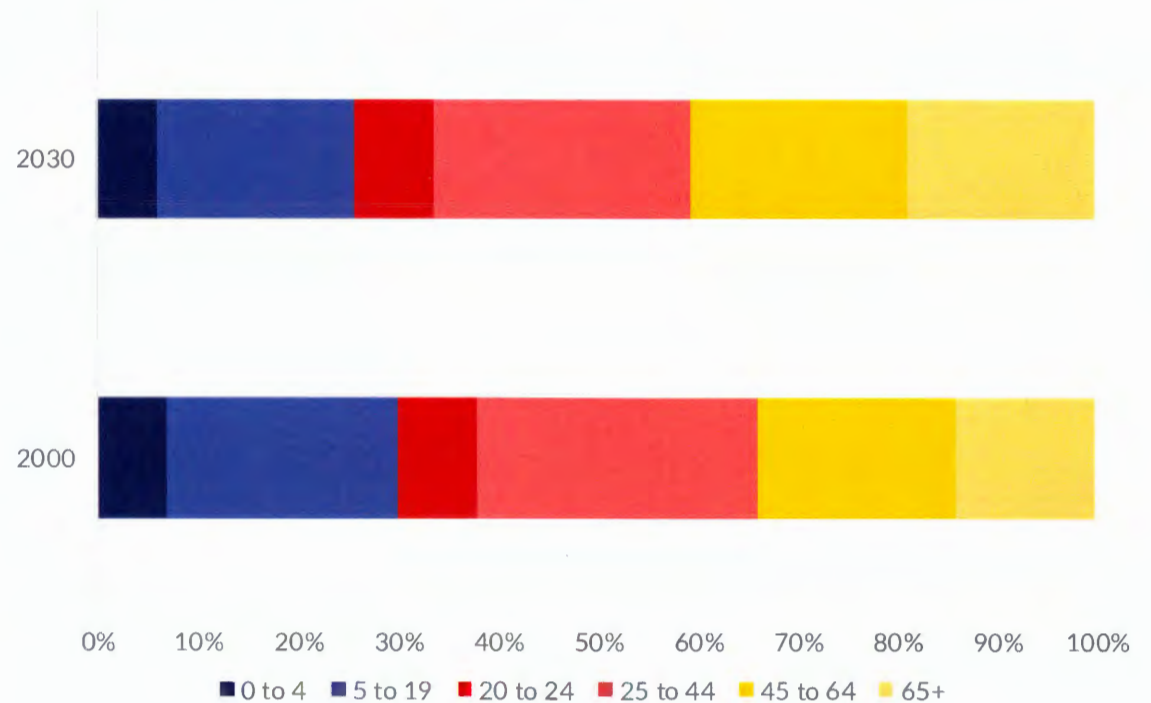
- South Bend and St. Joseph County are aging populations.
- By 2030, 18.8% of St. Joseph County residents will be aged 65 or older.



City of South Bend  
Indiana

## How our Community is Aging: St. Joseph County, 2000 to 2030

STATS Indiana (2025), U.S. Census Bureau (2000)



# The Role of the Common Council



- Housing Policy & Zoning Decisions
- ADA Infrastructure
- Transit Funding & Planning
- Budget decisions based on demographic trends and community needs across age groups



# What is the Age-Friendly Action Plan?

## 8 Domains of Livability



- An action-oriented roadmap
- Guided by the 8 domains of livability
- Focused on implementation, partnerships and accountability



# The Planning Process

5  
Listening  
sessions held

70+  
Residents engaged  
in listening sessions

14  
Stakeholder  
meetings held

262  
Surveys taken  
in South Bend

67  
Average age of  
survey taker



# The Planning Process




City of South Bend  
Indiana



Survey, listening sessions, and  
Advisory Group meetings



Service provider expertise

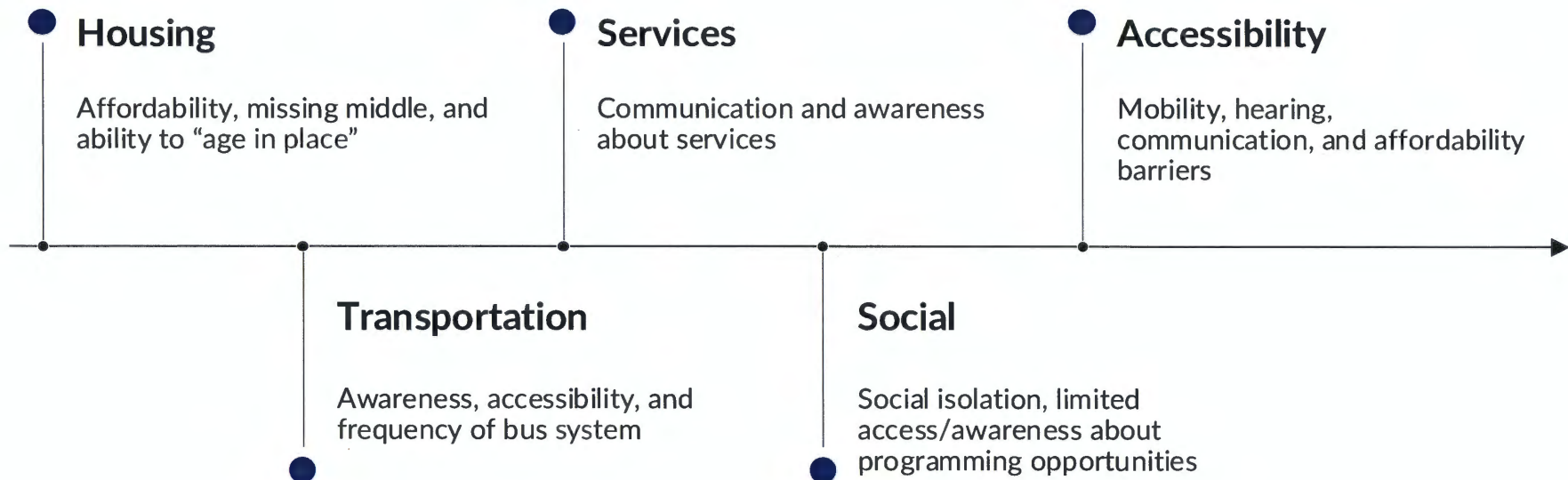


Centering lived experience

# Listening Session Themes



# Key Gaps Identified



# Goals & Priority Action Areas

<b>Housing</b>	South Bend has plenty of affordable, high-quality housing in which residents can age in place and access the support they need.
<b>Communication</b>	Residents are informed and aware of resources, can access information regardless of their level of digital literacy, and can safely use evolving technology
<b>Transportation</b>	Residents can access all essential services and care, along with entertainment and social interaction, through reliable and affordable forms of transportation.
<b>Community and Health Services</b>	Older residents of South Bend can access affordable and attainable care for their physical and mental health.
<b>Engagement and Inclusion</b>	South Bend residents feel welcomed and included in public spaces and events and can interact and connect with others across generations.



# Actions

Action	Description	Implementation
EI-A1	Support and raise awareness of local organizations that offer programming, services, resources, and volunteer opportunities for older adults.	City of South Bend Venues, Parks and Arts (VPA), Mayor's Office, REAL Services, United Way, and other organizations. <b>Target Implementation:</b> Year 1
EI-A2	Improve the experience of older adults engaging in public and civic life through age-friendly accessibility, seating, signage, communication practices, and accommodations at City facilities and public meetings.	City of South Bend, business and nonprofit communities. <b>Target Implementation:</b> Year 1
EI-A3	Expand intergenerational and inclusive community programming.	VPA, Mayor's Office, REAL Services <b>Target Implementation:</b> Year 2
EI-A4	Develop and implement an age-friendly best practices guide for City-sponsored programs and outreach, including standards for large-print materials, closed captioning, and other accessibility accommodations	Mayor's Office <b>Target Implementation:</b> Year 1
EI-A5	Create a volunteer opportunity platform on the <i>Supporting South Bend</i> webpage.	Mayor's Office <b>Target Implementation:</b> Year 1



City of South Bend  
Indiana



Tangible steps to achieving our goals



Actions help make the goals a reality



Implementation partners listed for accountability

# Measuring Progress

- Annual metrics to measure progress
- Each Key Performance Indicator (KPI) has one or more corresponding actions

KPI	Description	Action Associated
K10	Number of interactions on web platforms with communications resources	C-A1 C-A2 EI-A1
K11	Number of City utility accounts with a senior discount	H-A4
K12	Number of individuals enrolled in Silver Dreamer memberships at the MLK Dream Center	CH-A4 EI-A1 EI-A3
K13	Number of individuals receiving senior discount at YMCA facilities in South Bend	CH-A4 EI-A1 EI-A3
K14	Number of events held by community partner agencies for older adults	EI-A1 EI-A3 CH-A5
K15	Number of older adults using public transit	T-A1 T-A3 T-A4 T-A2
K16	Number of 911 calls diverted through Community Paramedicine program	CH-A1 CH-A4 CH-A6
K17	Number of older adults being served by the community paramedicine program	CH-A1 CH-A4 CH-A6
K18	Use of volunteer opportunity platform on the Supporting South Bend webpage.	EI-A1 EI-A5



# Current City Age-Friendly Investments

DCI	Home Repair Program, Zoning Code
Public Safety	Community Paramedicine Program
I&T	Digital Equity & Accessibility



# Timeline



3- year implementation phase



Ongoing partnerships with Council, City departments, and community organizations



Begin year 1 priority actions



Release annual KPI reports



**Thank you!**



City of South Bend  
*Indiana*