

# Public Safety Update

City of South Bend

April 16, 2026



City of South Bend  
Indiana



# Welcome

## Purpose of the Quarterly Update

1. Provide high-level view of violent crime in each quarter
2. Dive deeper into strategies by SBPD and partners
3. Share information on upcoming events and ways to get involved



# Today's Agenda

- Announcements from the Mayor and Police Chief
- Data Review
- Strategies & Programs
- Events & Engagement



# Announcements



# School's Out Cookout

- Friday, June 12
- 11 a.m. - 2 p.m.
- MLK Jr. Dream Center
- Free food, drinks, games, giveaways and the famous SBPD bounce house!



# Citizens Police Academy Graduation

- Spring Citizens Academy happening now
- 11-week free program
- Graduation coming up on May 5



# Recruitment & Hiring

Measure	2026 Q1 Total
Total Number of Hires (Not yet sworn)	10
Total Sworn	242 (+ 10 recruits)
Total Number of Departures (Retired/Resigned)	12
Officer gap from most recent peak to current (July 2019 vs. Current)	241 vs. 242



# Data Review

- *Data Note: Data in this section is cumulative for the calendar year, unless otherwise noted. It reflects totals through the end of the most recently completed quarter. Any year-over-year comparisons are made using the same time frame from the previous year (e.g., Q1 – Q3 2024 vs. Q1 – Q3 2025).*



# Gun Violence Snapshot

## Gun Violence Snapshot

<b>118</b> Gun Violence Incidents During same period last year: 119 ▼ -0.8% YoY	<b>10</b> Criminally Assaulted Shooting Victims During same period last year: 5 ▲ 100% YoY	<b>138</b> Guns Recovered During same period last year: 117 ▲ 17.9% YoY
--	---	--

### Data Notes:

\*Gun violence incidents encompass any incidents involving a gun, making it a broader category than just shootings

\*\*Victim counts do not include accidental shootings, suicides or shootings that have been determined as self-defense

\*\*\* Data runs through 1/1 - 3/31

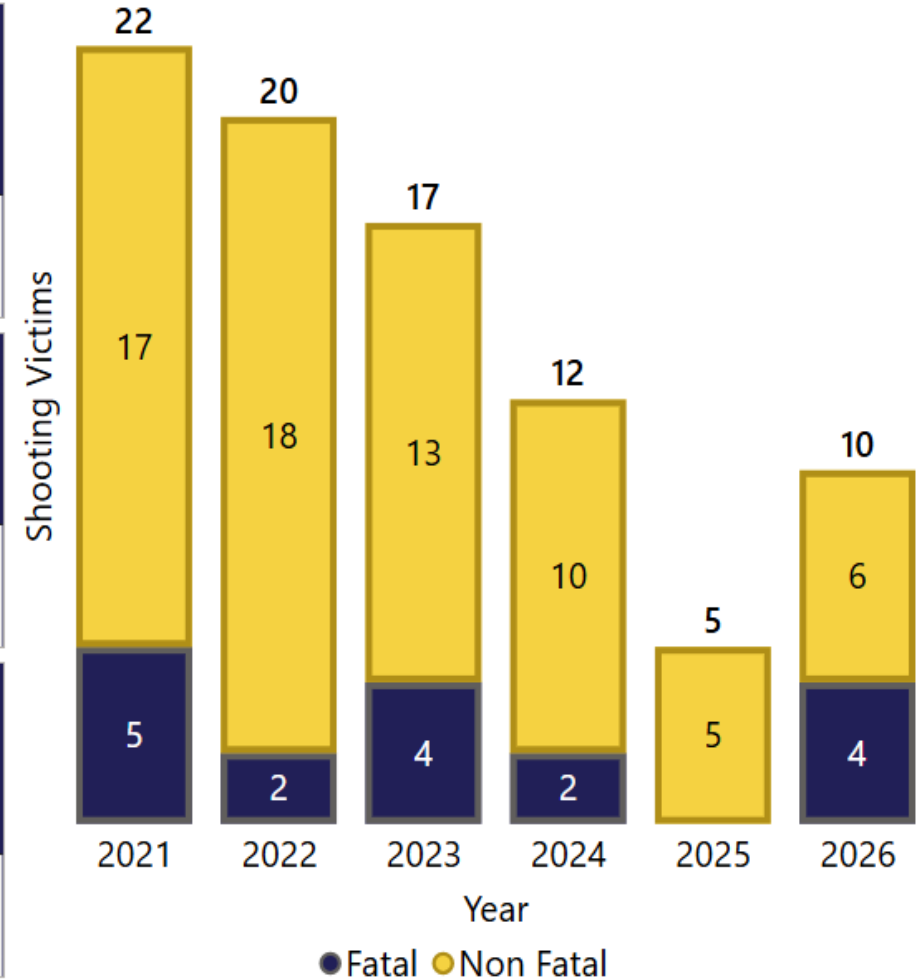


# Criminally Assaulted Shooting (CAS) Victims Through Q1 2026

- Between January and March 2026, there were 10 criminally assaulted shooting victims.
  - This reflects an increase compared to the same period last year but remains below the five-year Q1 average of 15 victims.
- 4 fatal shootings through Q1 2026.
- *Data runs through 1/1 - 3/31*

<b>10</b>
Criminally Assaulted Shooting Victims
During same period last year: 5 ▲ 100% YoY
<b>4</b>
Fatalities
During same period last year: 0
<b>70%</b>
Victims Affected by Group Member Involved (GMI) Incidents
During same period last year: 60%

Criminally Assaulted Shooting Victims by Year



# SBPD Death Investigations Update

- REMINDER: Every murder is a homicide, but not every homicide is a murder.

	2026 YTD
<b>Homicide Investigations</b>	7
Justified	2
Reckless	0
Murder	5
<b>Total Death Investigations</b>	8
<b>Total Murder Victims</b>	5



# Michiana Crime Stoppers Update

Q1 2026 Stats	
Cases	63
Stolen Property/Narcotics Recovered	\$1,765
Rewards Authorized	\$6,950
Arrests	48
Firearms Recovered	0



# Crime Stoppers Shredding Event

The poster features a torn paper effect with a white top and bottom layer and a dark grey middle layer. In the top left, the 'Michiana Crime Stoppers' logo is displayed, consisting of a red octagonal stop sign with 'STOP' in white, and the words 'Michiana Crime Stoppers' in black. To its right is the 'Integra' logo in a bold, black, sans-serif font with a small green square above the 'i'. The main text is centered in the dark grey area in a white, bold, sans-serif font. The text reads: 'SPRING SHREDDING EVENT', 'SATURDAY, MAY 2', 'ST. JOSEPH COUNTY FAIRGROUNDS', '8 A.M. - NOON', and '\$20 MINIMUM DONATION'.

Michiana  
Crime  
**STOP PERS**

**Integra**

**SPRING SHREDDING EVENT**  
**SATURDAY, MAY 2**  
**ST. JOSEPH COUNTY FAIRGROUNDS**  
**8 A.M. - NOON**  
**\$20 MINIMUM DONATION**



City of South Bend  
Indiana

# Strategies & Programs

- *Data Note: Data in this section is cumulative for the calendar year, unless otherwise noted. It reflects totals through the end of the most recently completed quarter. Any year-over-year comparisons are made using the same time frame from the previous year (e.g., Q1 – Q3 2024 vs. Q1 – Q3 2025).*



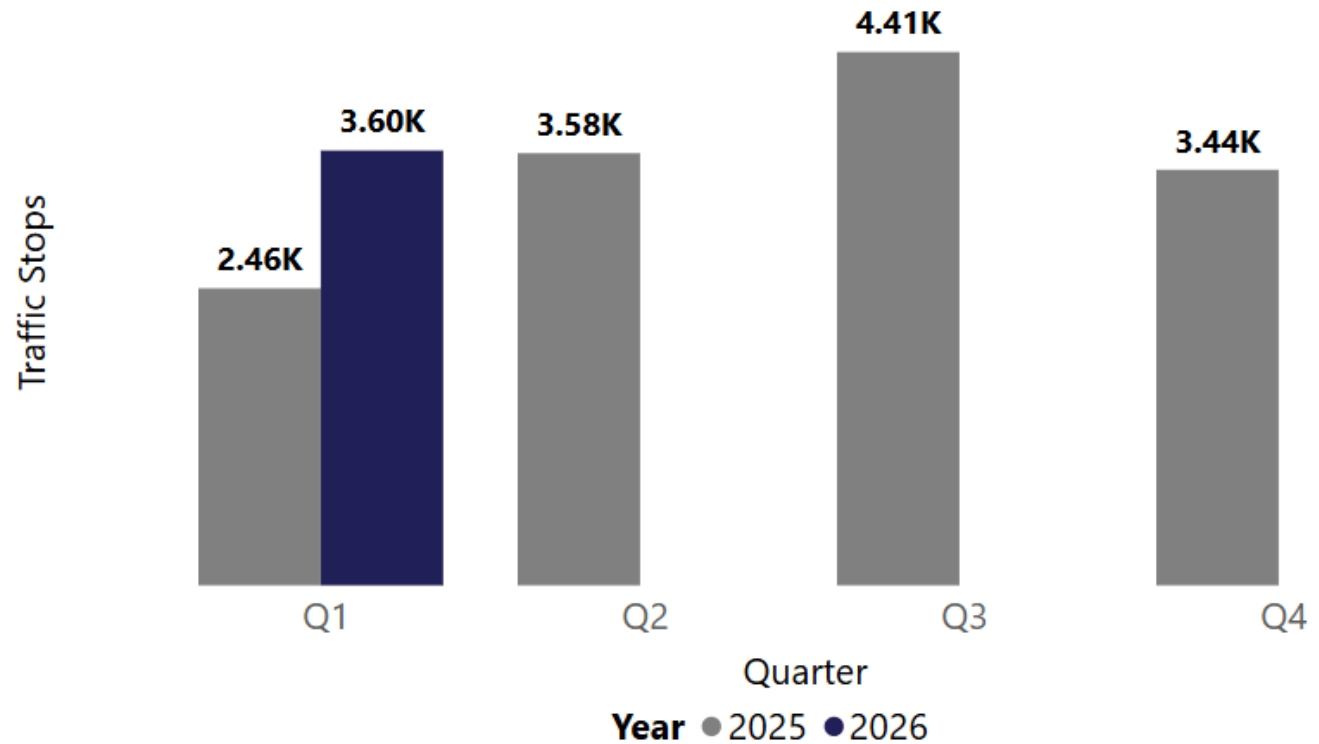
# Traffic Enforcement & Safety Strategy

## Traffic Stops

- From January – March 2026, there were **3,598 traffic stops**. This represents a **46% increase** compared to the same period last year.
- An average of 40 traffic stops per day during the quarter.

• *Data includes stops for traffic violations only*

<b>3.60K</b> Quarterly Traffic Stops ▲ 46.4% YoY During same quarter last year: 2.46K	<b>3.60K</b> Cumulative Traffic Stops ▲ 46.4% YoY During same period last year: 2.46K
--	--



# Traffic Enforcement & Safety Strategy

## Vehicle Collisions

- This slide summarizes vehicle collision data through Q1 2026, with comparisons to the same period in 2025.
- Through Q1 2026, there have been 825 vehicle collisions. Based on collision reports, 0% resulted in a fatality, and 24.7% resulted in injury.
- Data runs through 1/1 - 3/31



City of South Bend  
Indiana



## Vehicle Collision Report

### Collision Count

Current Year Counts and YoY Change



**825**

Selected Year Collision Count

Previous Year Collision Count: 717

15.06% ▲

### Fatality Rate

Current Year Rate and YoY Change



**0.0000**

Selected Year Fatality Rate

Previous Year Fatality Rate: 0.0014

-100.0% ▼

### Injury Rate

Current Year Rate and YoY Change



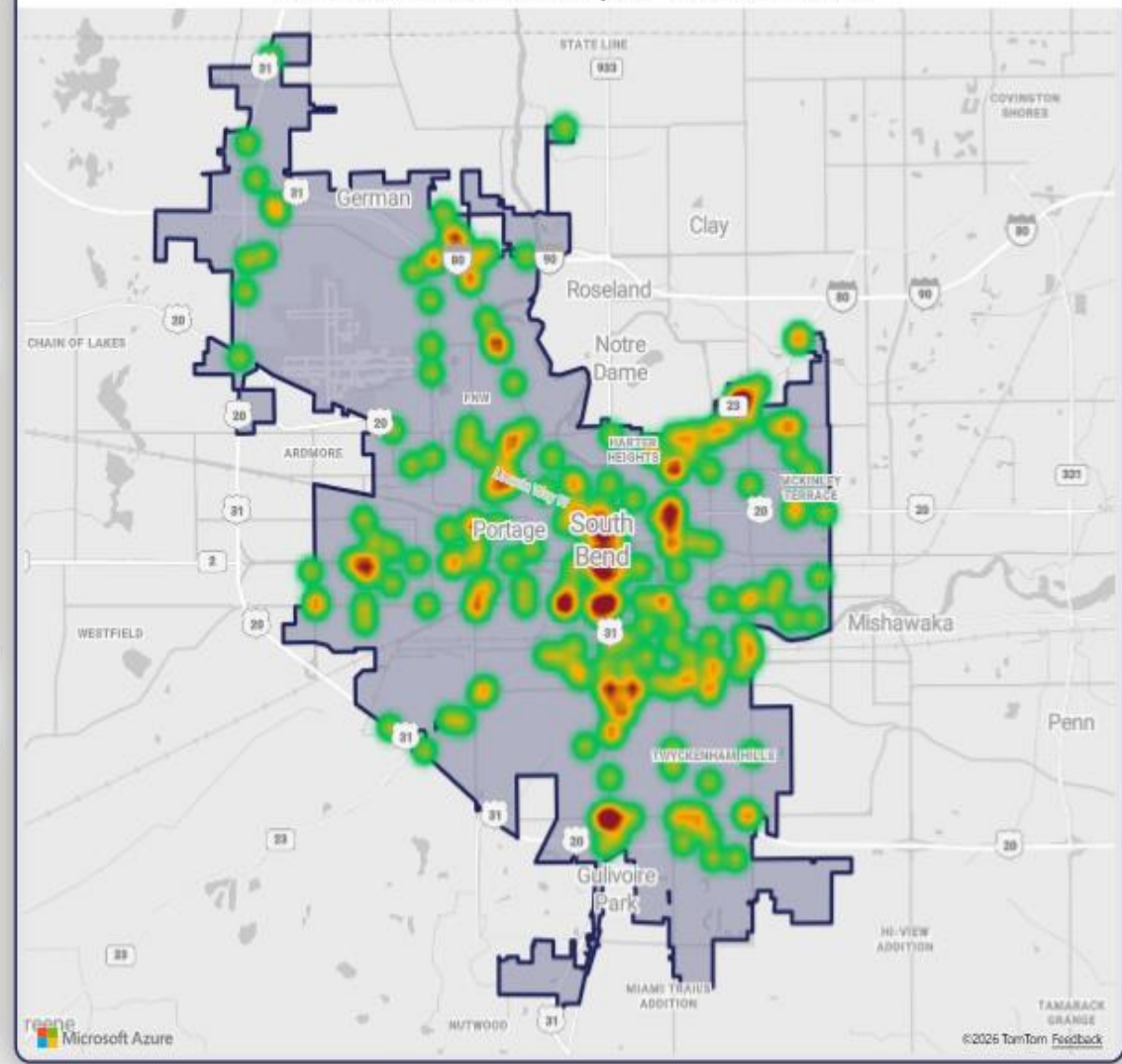
**0.247**

Selected Year Injury Rate

Previous Year Injury Rate: 0.272

-9.1% ▼

### Vehicle Collision Heat Map for Selected Period



# Traffic Enforcement & Safety Strategy

## Vehicle Collisions

- The first table shows the intersections with the most collisions through Q1 2026.
- The second compares 2025's highest-collision locations to Q1 2026 to highlight shifts and ongoing areas of focus.
- *Data runs through 1/1 - 3/31*
- *Collision count based on a 100ft radius from intersection*

Current Year: Top 5 Intersections by Collision Count (through Q1 2026)

Intersection	Collisions
CHAPIN ST,W SAMPLE ST	9
E JEFFERSON BLVD,S TWYCKENHAM DR	7
N BENDIX DR,W CLEVELAND RD	6
E SAMPLE ST,LINCOLN WAY E	6
N EDDY ST,SOUTH BEND AVE	6

Prior Year: Top 5 Intersections by Collision Count in 2025  
(includes Q1 2026 comparison)

Intersection	2025	2025 Q1	2026 Q1
W IRELAND RD, S MICHIGAN ST	21	9	4
SOUTH BEND AVE, IRONWOOD RD	19	5	6
E SAMPLE ST, LINCOLN WAY E	18	1	6
CHAPIN ST, W SAMPLE ST	16	7	9
PORTAGE RD, W CLEVELAND RD	15	5	2



# Fusus/Real Time Crime Center (RTCC)

## What

The Real Time Crime Center (RTCC) leverages the Fusus platform to bring together integrated cameras and other public safety related tools in a centralized hub.

## Who

South Bend Police Department

## How

- Uses integrated cameras and other public safety technologies to provide a more real-time understanding of incidents
- 30-day photo retention on cloud server
- Limited users with an administrator for account reviews



# Snapshot of RTCC Case Assists



## SBPD Fusus Usage - Through Q1 2026

Data on when Fusus is noted in a case report as having provided evidence/video footage for a case

**175**

Total Case Reports Noted Fusus Usage

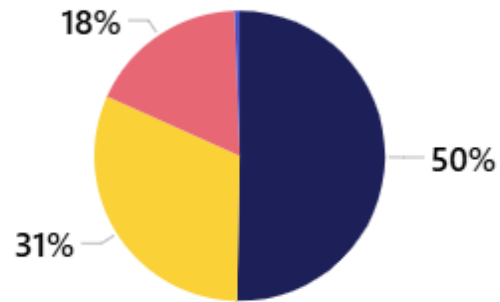
During same period last year: 100

▲ 75% YoY

### Top 5 Offense Categories

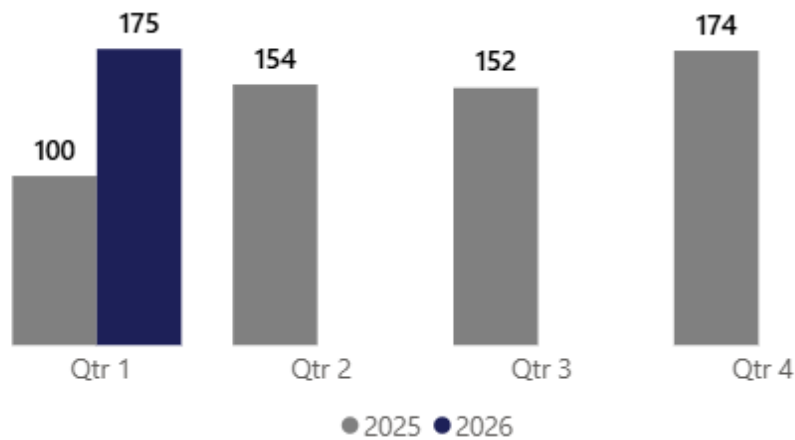
- Traffic Incident  
51%
- Aggravated Assault  
25%
- Miscellaneous Offense - Shots Fired  
14%
- Other Assault  
10%

### Usage by Camera Type



● City Integrated ● Partner Integrated ● Both ● Registered Camera

### Usage by Quarter



# RTCC Success Stories

*A few cases demonstrating the value of RTCC cameras*



**Situation:** An armed robbery occurred in the 1900 block of S Marine St.

**Cameras helped:** RTCC analysts used footage to identify individuals matching the suspect description. Analysts shared updated locations and photos with officers, which assisted in identifying a residence connected to the suspects. A search warrant was executed, resulting in two detentions and the recovery of three BB guns.

Search Warrant Executed



**Situation:** Hit and Run

**Cameras helped:** An individual was struck by a vehicle that fled the scene. RTCC analysts used camera footage and Flock to identify the suspect vehicle and a related vehicle, leading to license plate identification and associated addresses. Information was shared with officers, resulting in the suspect being located and arrested.

Arrest



# RTCC Success Stories

*A few cases demonstrating the value of RTCC cameras*



**Situation:** An armed robbery occurred in the 1900 block of S Marine St.

**Cameras helped:** RTCC analysts used footage to identify individuals matching the suspect description. Analysts shared updated locations and photos with officers, which assisted in identifying a residence connected to the suspects. A search warrant was executed, resulting in two detentions and the recovery of three BB guns.

Search Warrant Executed



**Situation:** Hit and Run

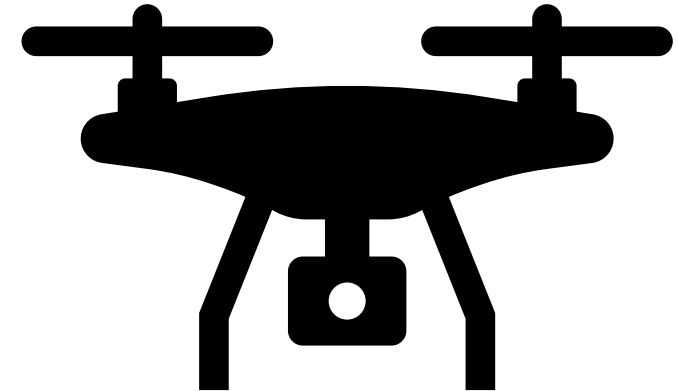
**Cameras helped:** An individual was struck by a vehicle that fled the scene. RTCC analysts used camera footage and Flock to identify the suspect vehicle and a related vehicle, leading to license plate identification and associated addresses. Information was shared with officers, resulting in the suspect being located and arrested.

Arrest



# Drone as First Responder Program (DFR)

- Automated air support that complements officers, analysts, and fire department responses
- Responds to high-priority calls: crashes, fires, missing persons, water rescues, shootings, robberies, and more
- Average response time: 86 seconds, two minutes faster than patrol officers
- Flies at max FAA-permitted altitude with camera fixed on horizon
- Pilots relay initial scene observations to approaching officers
- All pilots are FAA Part 107-certified; majority are civilian crime analysts
- Flight Dashboard publicly available at [southbendin.gov/dfp](https://southbendin.gov/dfp)



# DFR Success Stories

*A few cases demonstrating the value of the drone as first responder*



**Situation:** Attempted traffic stop resulting in a pursuit that was terminated for safety.

**DFR helped:** A Crime Analyst/Drone Pilot continued monitoring the suspect's movements after the pursuit ended and located the rider hiding in the 600 block of River Avenue. The analyst relayed the location to officers, resulting in an arrest and the recovery of a stolen firearm.

Arrest; Firearm Recovered



**Situation:** Disturbance

**DFR helped:** Locate the disturbance suspect throwing items and breaking windows at a residence using the thermal camera. An analyst was able to track the suspect and provide information to officers, resulting in suspect location and arrest.

Arrest



# Flock LPR

## What

Technology-based crime reduction strategy to develop possible leads in criminal cases and keep community safe from outside threats.

## Who

South Bend Police Department

## How

- Utilizes cameras near major thoroughfares
- 30-day photo retention on cloud server
- Limited users with an administrator for account reviews and audits



# Snapshot of FLOCK Case Assists

Measure	Q1 2026
Motor Vehicle Thefts	10
Aggravated Assaults with Firearm	7
Homicide Investigations	3
Theft Investigations	5
Wanted Parties	0
Robbery	1
Other	11
<b>Total</b>	<b>37</b>



# Resource Router

*(previously ShotSpotter Connect)*

## What

Resource Router is a software that provides unbiased, evidence and fact-based direction on where to deploy officers and other department resources and when.

## Who

South Bend Police Department

## How

- Resource Router collects data on **case reports, statements, and evidence** from the **last 24 hours** each morning
- Compares to **current** and **past trends** from the last three years; prioritizing gun violence
- Monitors officer **responsiveness** and **accountability** through GPS



# Resource Router Missions

Measure	Q1 2026
Total number of Resource Router missions	6,501
Average number of missions per day	72 (24/shift)
Missions completed	99.6%

- There were a total of 6,501 Resource Router missions in Q1 2026
- SBPD maintained a **99.6% mission completion rate** and an average of **72 missions per day**
- *Data is only for Q1*



# Have feedback or further questions?

South Bend Police Department

Ashley O'Chap

(574) 235-7527

## Additional Resources



Police Transparency Hub

[southbendin.gov/police-transparency](https://southbendin.gov/police-transparency)



SBPD Facebook

[facebook.com/SouthBendPD](https://facebook.com/SouthBendPD)



SBPD Website

[police.southbendin.gov](https://police.southbendin.gov)



City of South Bend  
Indiana

# Public Safety Update

City of South Bend

April 16, 2026



City of South Bend  
Indiana



# Events & Engagement



# Upcoming Community Engagement Events

Wednesday

**13**  
May

## Monthly Community Crime Stat Meetings

- 2nd Wednesday of the month
- 6:30

Friday

**15**  
May

## Annual Police Memorial Service

- 7:30 p.m.
- SBPD

Friday

**12**  
June

## School's Out Cookout

- 11 a.m. - 2 p.m.
- MLK Jr. Dream Center

