

Public Safety Update

City of South Bend

July 17, 2025



City of South Bend
Indiana



Welcome

Purpose of the Quarterly Update

1. Provide high-level view of violent crime in each quarter
2. Dive deeper into strategies by SBPD and partners
3. Share information on upcoming events and ways to get involved



Today's Agenda

- Announcements from the Mayor and Police Chief
- Data Review
- Strategies & Programs
- Events & Engagement



Announcements



City of South Bend
Indiana

SBPD Patch Coloring Contest

- Create a custom patch for the SBPD Patch Coloring Contest
- Open to Kids 18 and under
- Blank sheets available in the SBPD lobby
 - Can also be downloaded and printed from [this link](#)
- **Submissions due in 1 week!**
 - **Thursday, July 24 @ 11:59PM**



National Night Out



- Tuesday, August 5, 5:30 p.m. – 7:30 p.m.
- Food, drinks, games, prizes and demonstrations from local police and fire units
- Held in the South Bend Police Department east parking lot
- Free to attend!



Fall Citizens Police Academy

- Applications currently open for the Fall Session of Citizens Police Academy
- Runs August 12- October 7
 - Tuesday nights, 6-9 p.m.
- Free to attend
- **Apply by August 1!**



City of South Bend
Indiana

SOUTH BEND POLICE DEPARTMENT
CITIZENS POLICE ACADEMY

APPLICATIONS OPEN FOR FALL ACADEMY

AUGUST 12 - OCTOBER 7

SPEND YOUR TUESDAY EVENINGS
LEARNING ALL ABOUT SBPD!

FREE CLASS | APPLY BY AUGUST 1!

The poster features a photograph of a police officer in uniform interacting with two women near a police car. The text is overlaid on a dark blue background with white and yellow accents. The South Bend Police Department logo is visible on both sides of the central text.

Back to School Cookout

- Friday, August 15, 11 a.m. - 2 p.m.
- Southeast Park
- Free food, drinks, games, prizes, bounce house
- Come celebrate the start of a new school year!



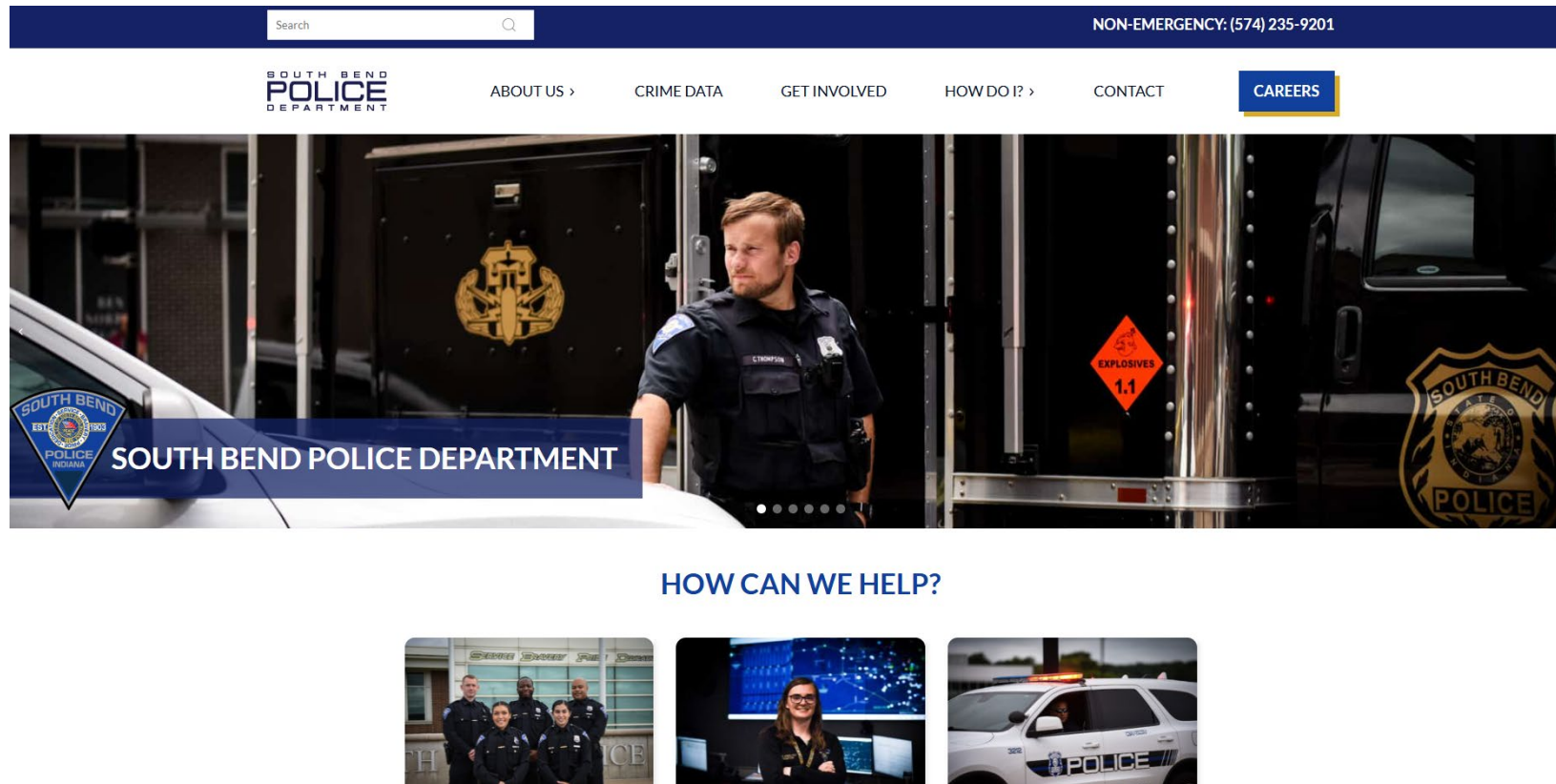
Summer Prospect Day



- Next one-day police hiring event set for Saturday, August 23 at SBPD
- Allows applicants the chance to complete most of the initial testing process in one day
- Applications due by August 18



Revamped SBPD Website



City of South Bend
Indiana

Recruitment & Hiring

Measure	2025 Q2 Total
Total Number of Hires	1
Total Sworn	251
Total Number of Departures (Retired/Resigned)	3
Officer gap from most recent peak to current (July 2019 vs. Current)	241 vs. 251



Recruitment & Hiring

Mar 2025	June 2025
9.9% Female	10% Female
10.7% African-American	10.8% African-American
6.3% Hispanic	7.6% Hispanic



Data Review



Gun Violence Snapshot

289

Gun Violence Incidents

During same period last year: 337

▼ -14.2% YoY

25

Criminally Assaulted Shooting Victims

During same period last year: 33

▼ -24.2% YoY

280

Guns Recovered

During same period last year: 388

▼ -27.8% YoY

Data Notes:

*Gun violence incidents encompass any incidents involving a gun, making it a broader category than just shootings

**Victim counts do not include accidental shootings, suicides or shootings that have been determined as self-defense

*** Data runs through 1/1 – 6/30



City of South Bend
Indiana

Criminally Assaulted Shooting (CAS) Victims Through Q2 2025

- Criminally assaulted shooting victim numbers remain lower than during the same 6-month period in each of the past two years.
- Q2 2025 saw an increase in victims (20) from Q1 (5), which aligns with patterns of higher gun violence during the warmer months.
- 1 Fatal Shooting through Q2 2025

25

Criminally Assaulted Shooting Victims

During same period last year: 33

▼ -24.2% YoY

1

Fatalities

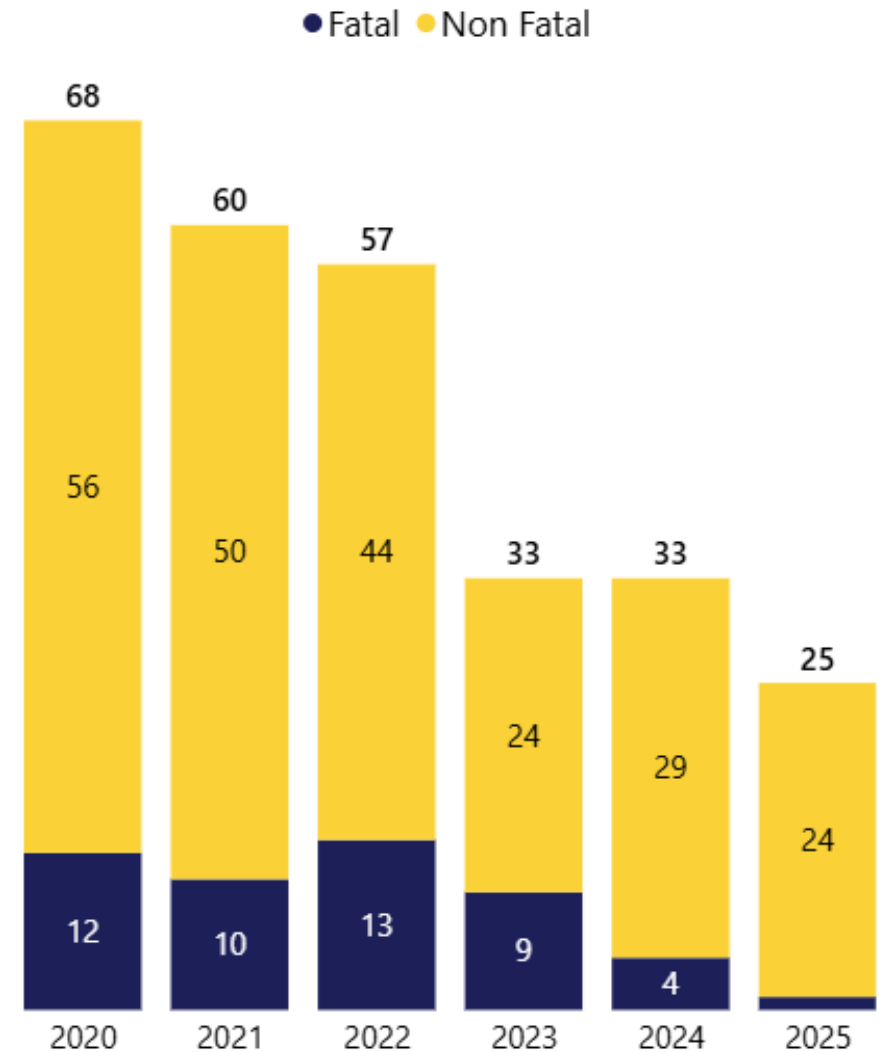
During same period last year: 4

▼ -75% YoY

48.0%

Group Member Involved (GMI)

During same period last year: 54.5%



City of South Bend
Indiana

*Data runs through 1/1 – 6/30

SBPD Death Investigations Update

	Q2 2025
Murder Investigations	1
Resolved	0
Open	1
Total Death Investigations	4
Total Murder Victims	1



Michiana Crime Stoppers Update

Q2 2025 Stats	
Cases	125
Stolen Property/Narcotics Recovered	\$24,905
Rewards Authorized	\$29,700
Arrests	93
Firearms Recovered	12



Strategies & Programs



City of South Bend
Indiana

Traffic Enforcement & Safety Strategy

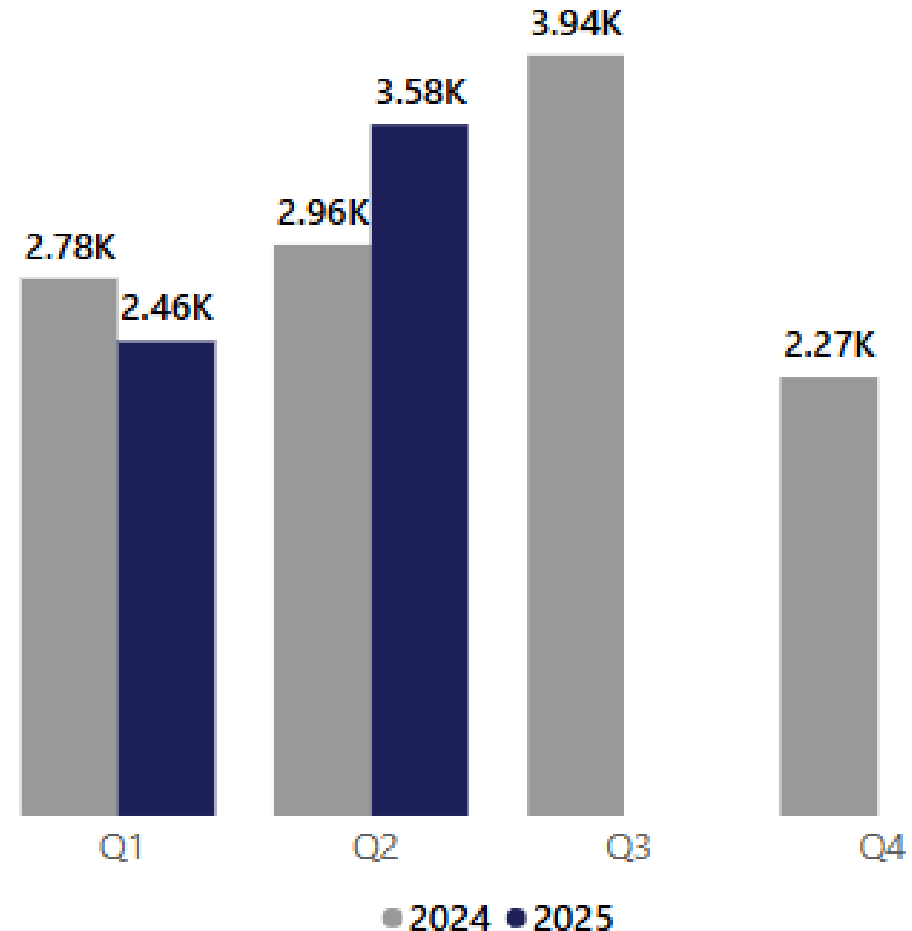
- Across Q2 2025, there were 3,576 total traffic stops
- Average of 39.29 per day

3.58K

▲ 21% YoY

Traffic Stops

During same period last year: 2.96K



**These are stops for traffic violations only*



City of South Bend
Indiana

Traffic Enforcement & Safety Strategy

Vehicle Collisions

- In 2023, SBPD increased traffic enforcement in response to community concerns. Traffic stop data is now regularly shared in these updates.
- We want to expand this to include vehicle collision data and traffic detail focus areas, with the goal of better analyzing trends and enforcement impact.



Top 5 Intersections by number of Collisions (through Q2 2025)

Intersection	Collisions
W IRELAND RD, S MICHIGAN ST	13
SOUTH BEND AVE, IRONWOOD RD	13
CHAPIN ST, W SAMPLE ST	11
PORTAGE RD, W CLEVELAND RD	10
SR 23 HWY, DOUGLAS RD	8

Focused Intersection 2024/2025 Comparison (through Q2)

Intersection	2024	2025
CHAPIN ST, W SAMPLE ST	10	11
PORTAGE RD, W CLEVELAND RD	5	10
W IRELAND RD, S MICHIGAN ST	11	13
S MICHIGAN ST, E EWING AVE	9	7
SR 23 HWY, DOUGLAS RD	7	8
W WESTERN AVE, S WALNUT ST	9	5

- Data from January 1 – June 30
- Collision count based on a 100ft radius from intersection

Fusus/Real Time Crime Center (RTCC)

What

The Real Time Crime Center (RTCC) leverages the Fusus platform to bring together integrated cameras and other public safety related tools in a centralized hub.

Who

South Bend Police Department

How

- Uses integrated cameras and other public safety technologies to provide a more real-time understanding of incidents
- 30-day photo retention on cloud server
- Limited users with an administrator for account reviews



Snapshot of RTCC Case Assists



SBPD Fusus Usage - Through Q2 2025

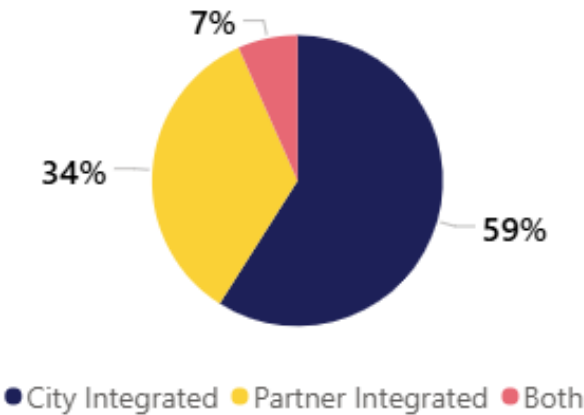
Data on when Fusus is noted in a case report as having provided evidence/video footage for a case



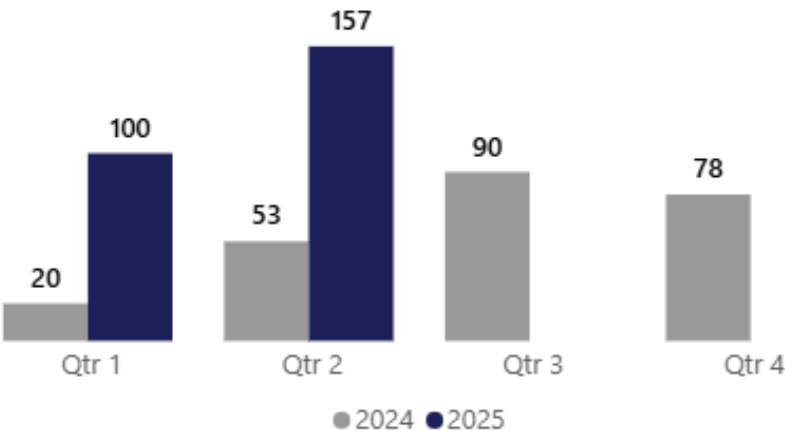
Top 5 Offense Categories

Traffic Incident	43%
Aggravated Assault	28%
Miscellaneous Offense - Shots Fired	11%
Larceny	9%
Other Assault	9%

Usage by Camera Type



Usage by Quarter



RTCC Success Stories

A few cases demonstrating the value of RTCC cameras



Situation: A truck and trailer were stolen, with little to no evidence to go on initially.

Cameras helped: RTCC analysts review footage to determine the stolen vehicle's direction of travel and used License Plate Readers to identify the plate. A Flock camera later alerted officers that the vehicle had entered St. Joseph County. Within an hour of the theft being reported, SBPD—assisted by St. Joseph County Police—conducted a traffic stop. The truck, trailer, and tools were all recovered.

Stolen Vehicle & Trailer Recovered



Situation: A woman with dementia was reported missing after leaving in a vehicle.

Cameras helped: RTCC analysts to identify the vehicle's last known location and issue a BOLO to officers. Responding units arrived in the area and safely located the woman, unharmed.

Individual Located & Safe



RTCC Success Stories

A few cases demonstrating the value of RTCC cameras



Situation: A Shotspotter call occurred on the midnight shift.

Cameras helped: RTCC analysts review the incident and supply officers with a suspect description and direction of travel. Based on that information, officers were able to locate casings that have since ballistically connected to other cases within South Bend.

Suspect Provided Confession



Situation: A 2-year-old child was taken, and an Amber Alert was in the process of being initiated.

Cameras helped: RTCC analysts add the suspect vehicle's plate to the Flock hotlist and issue a BOLO when the vehicle was detected. Officers quickly responded and safely located the child, unharmed.

Suspect Located



RTCC Success Stories

A few cases demonstrating the value of RTCC cameras



Situation: An aggravated assault with a firearm occurred when a truck crashed into a house and the suspect fled on foot.

Cameras helped: RTCC analysts track a possible suspect running toward a nearby gas station. Although the individual couldn't be located at the time, the suspect's truck was connected to another vehicle seen driving in the area that night, helping identify possible suspects, which were compared to gas station footage. This also generated leads in several theft cases under investigation by St. Joseph County Police.

Suspect & Vehicle Located



Flock LPR

What

Technology-based crime reduction strategy to develop possible leads in criminal cases and keep community safe from outside threats.

Who

South Bend Police Department

How

- Utilizes cameras near major thoroughfares to take photos of the backs of vehicles
- 30-day photo retention on cloud server
- Limited users with an administrator for account reviews



Snapshot of FLOCK Case Assists

Measure	Q1 2025	Q2 2025
Motor Vehicle Thefts	11	16
Aggravated Assaults with Firearm	5	4
Homicide Investigations	0	0
Theft Investigations	6	5
Wanted Parties	5	1
Robbery	2	1
Other	9	15
Total	38	42



Resource Router

(previously ShotSpotter Connect)

What

Resource Router is a software that provides unbiased, evidence-based direction on where to deploy officers and other department resources and when.

Who

South Bend Police Department

How

- Resource Router collects data on **case reports, statements, and evidence** from the **last 24 hours** each morning
- Compares to **current** and **past trends** from the last three years; prioritizing gun violence
- Monitors officer **responsiveness** and **accountability** through GPS



Resource Router Missions

Measure	Q2 2025
Total number of Resource Router missions	6,600
Average number of missions per day	72 (24/shift)
Missions completed	98%

- There were a total of 6,600 Resource Router missions in Q2 2025
- SBPD maintained a **98% mission completion rate** and an average of **72 missions per day**



Have feedback or further questions?

South Bend Police Department

Ashley O'Chap

(574) 235-7527

Additional Resources



Police Transparency Hub

southbendin.gov/police-transparency



SBPD Facebook

facebook.com/SouthBendPD



SBPD Website

police.southbendin.gov



City of South Bend
Indiana

Public Safety Update

City of South Bend

July 17, 2025



City of South Bend
Indiana



Events & Engagement



City of South Bend
Indiana

Upcoming Community Engagement Events

Tuesday

05
August

National Night Out

- 5:30pm – 7:30pm
- South Bend Police Department east parking lot
- Free!

Wednesday

13
August

Monthly Community Crime Stat Meetings

- 2nd Wednesday of the month
- 6:30 p.m., SBPD Auditorium

Tuesday

12
August

Citizens Police Academy

- Applications due by August 1
- Class begins August 12

Saturday

23
August

Summer Prospect Day

- Applications due by August 18

