



About



Overview



Monthly



Vendors



Map



Public Works



Sub-Detail



City Spending Overview

Date Range: January 1, 2025 - May 31, 2025

All Eligible Spending

\$2,855,827

Total Eligible Spending to Minority and/or Woman-owned Businesses

\$73,042,852

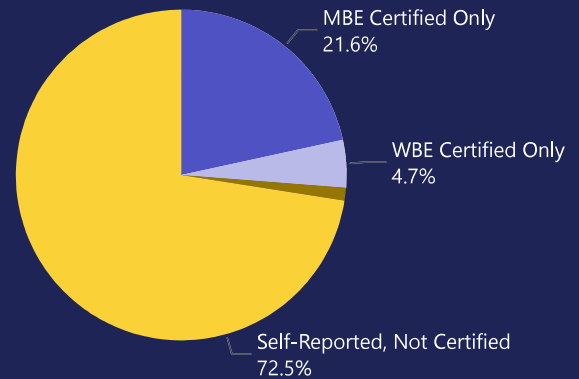
Total Eligible Spending

3.9%

Minority and/or Woman-owned Business Utilization Percentage

Certification Breakdown for All Eligible Spending

Certification Type	Total
MBE Certified Only	\$615,968
WBE Certified Only	\$133,101
MBE and WBE Certified	\$35,874
Self-Reported, Not Certified	\$2,070,883
Total	\$2,855,827
Minority and/or Woman-owned Business Utilization Percentage (Certified Businesses Only)	1.1%



Public Works Projects Spending

\$1,633,103

Total Spending to Certified Businesses for Public Works Projects

\$11,403,593

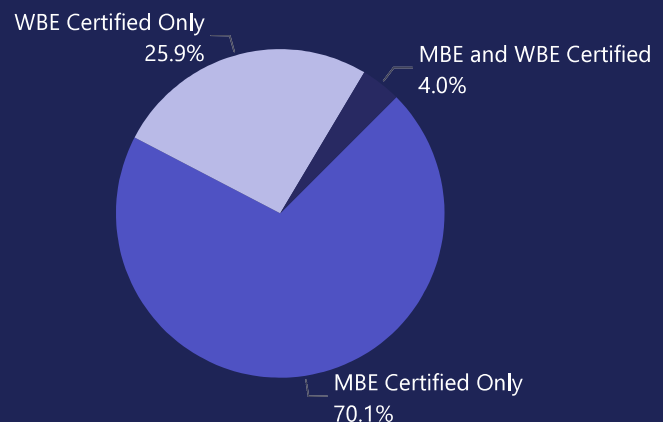
Total Spending for Public Works Projects

14.3%

MBE/WBE Utilization Percentage

Certification Breakdown for Public Works Projects

Certification Type	Total
MBE Certified Only	\$1,145,404
WBE Certified Only	\$423,099
MBE and WBE Certified	\$64,600
Total	\$1,633,103



All Eligible Spending | Monthly Summary

Updated through: May 31, 2025

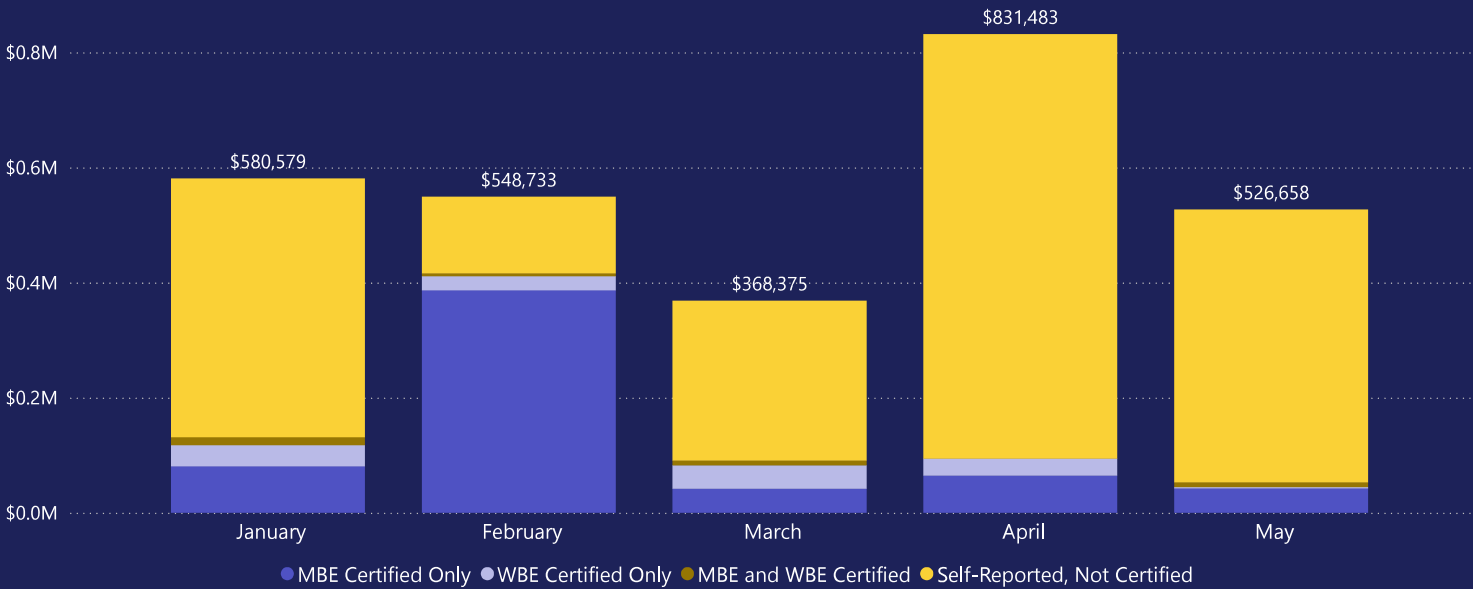
2025 Eligible Spending by Month

Certification Type	January	February	March	April	May	Total
MBE Certified Only	\$80,975	\$386,625	\$41,537	\$64,618	\$42,214	\$615,968
WBE Certified Only	\$36,222	\$24,260	\$40,802	\$29,449	\$2,368	\$133,101
MBE and WBE Certified	\$13,946	\$5,098	\$8,270		\$8,561	\$35,874
Self-Reported, Not Certified	\$449,437	\$132,750	\$277,766	\$737,415	\$473,515	\$2,070,883
Total	\$580,579	\$548,733	\$368,375	\$831,483	\$526,658	\$2,855,827

2025 Demographics Breakdown on Self-Reported, Not Certified Contractors by Month

Self-Reported Demographics	January	February	March	April	May	Total
Woman-owned Only	\$403,182	\$66,608	\$48,923	\$342,285	\$377,713	\$1,238,711
Minority and Woman-owned	\$26,615	\$3,615	\$183,574	\$211,631	\$67,060	\$492,495
Minority-owned Only	\$16,870	\$61,322	\$44,521	\$183,500	\$28,504	\$334,717
Veteran-owned only	\$2,770	\$1,205	\$748		\$238	\$4,960
Total	\$449,437	\$132,750	\$277,766	\$737,415	\$473,515	\$2,070,883

2025 All Eligible Spending to Minority and/or Woman-owned Businesses by Month, including Certified Contractors and Self-Reported Contractors



All Eligible Spending | Vendor Summary

Updated through: May 31, 2025

2025 | Top Ten Vendors

SLATILE ROOFING & SHEET METAL
\$509,962
DLZ INDIANA LLC
\$437,197
BEST EQUIPMENT CO INC
\$429,312
SHI International Corp.
\$412,207
GRIPP INC
\$111,729
DA DODD INC
\$111,639
PANADERIA Y SUPERMERCADO SA...
\$110,210
Wellbeing TLC, LLC
\$101,000
MCCORMICK ENGINEERING LLC
\$60,366
STAR UNIFORM
\$55,794

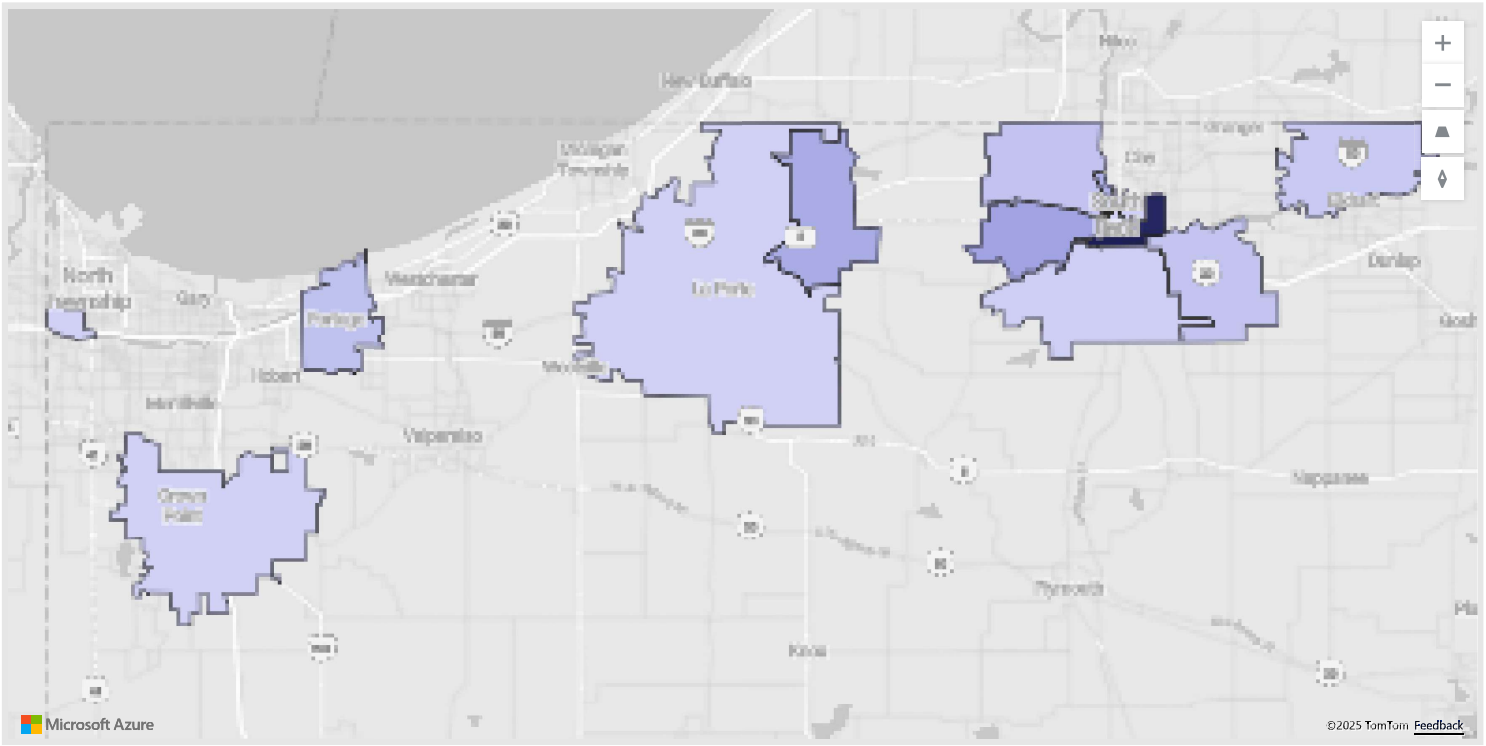
2025 | Vendor List

Vendor Name	Certification Status	Total Eligible Spending
A&Z ENGINEERING LLC	Self-Reported, Not Certified	\$47,899
ACCESS IMPRINTED SPORTSWEAR	Self-Reported, Not Certified	\$482
AFC INTERNATIONAL INC	WBE Certified Only	\$1,214
Amazing Financial LLC	Self-Reported, Not Certified	\$400
ASAP IDENTIFICATION SECURITY INC	WBE Certified Only	\$465
Aussie Fitness Pros	Self-Reported, Not Certified	\$10,130
Barnes Concepts LLC	MBE Certified Only	\$12,308
BEST EQUIPMENT CO INC	Self-Reported, Not Certified	\$429,312
BOLT DOCUMENT MANAGEMENT	Self-Reported, Not Certified	\$29,465
Chips & Doodles, LLC	Self-Reported, Not Certified	\$48
CINCO 5 INTERNATIONAL	Self-Reported, Not Certified	\$205
Cives Corporation dba Lindco Equipment Sales, Division of Viking-Cives Group	Self-Reported, Not Certified	\$2,152
DA DODD INC	MBE Certified Only	\$111,639
DAILY LABORATORIES	Self-Reported, Not Certified	\$140
DLZ INDIANA LLC	MBE Certified Only	\$437,197
DUDECK ROOFING & SHEET METAL INC	WBE Certified Only	\$1,902
ELECTRONIC DATA COLLECTION CORP	Self-Reported, Not Certified	\$30,297
FIGMENT GROUP INC	Self-Reported, Not Certified	\$1,925
Foremost Promotions	Self-Reported, Not Certified	\$2,360
FOX FIRE SAFETY	Self-Reported, Not Certified	\$5,293
GRIPP INC	Self-Reported, Not Certified	\$111,729
H&D Landscaping and Tree Removal LLC	Self-Reported, Not Certified	\$11,995
HD Home Improvements LLC	Self-Reported, Not Certified	\$2,550
IMPower Center Inc	Self-Reported, Not Certified	\$32,264
INDIANA'S ELITE CLEANING LLC	MBE Certified Only	\$22,275
J and G Cleaning Services	Self-Reported, Not Certified	\$3,800
J P COOKE CO	Self-Reported, Not Certified	\$475
J&B MEDICAL SUPPLY CO INC	Self-Reported, Not Certified	\$425
JACK DOHENY COMPANY	Self-Reported, Not Certified	\$32,554
JBL Signals and Lighting	Self-Reported, Not Certified	\$15,408
KABELIN ACE HARDWARE	Self-Reported, Not Certified	\$8,913
Kreative Concepts Graphic Design	Self-Reported, Not Certified	\$3,550
LK3 Consulting, LLC	Self-Reported, Not Certified	\$1,931
MARTINS GREENHOUSE	Self-Reported, Not Certified	\$189
MCCORMICK ENGINEERING LLC	WBE Certified Only	\$60,366
Meticulous Design Architecture, LLC	MBE Certified Only	\$16,500
Michiana Forklift	Self-Reported, Not Certified	\$29,650
Minnis Consulting, LLC	MBE and WBE Certified	\$11,725
MONICA BRAZIER PHOTOGRAPHY	Self-Reported, Not Certified	\$425
NORTHERN ELECTRIC COMPANY INC	Self-Reported, Not Certified	\$4,485
NUTOYS LEISURE PRODUCTS	Self-Reported, Not Certified	\$14,822
PANADERIA Y SUPERMERCADO SAN MIGUEL INC	Self-Reported, Not Certified	\$110,210
Reliable Roofing & Construction	Self-Reported, Not Certified	\$16,870
RESCUEGEAR INC	Self-Reported, Not Certified	\$1,892
RITE QUALITY OFFICE SUPPLIES, INC	MBE Certified Only	\$7,289
RIVER BEND APPAREL & PROMOTIONS	Self-Reported, Not Certified	\$3,918
Rivers Business Solutions, LLC	MBE Certified Only	\$1,193
SC SUPPLY COMPANY	WBE Certified Only	\$810
SCHUELL FENCE CO	Self-Reported, Not Certified	\$1,935
SHI International Corp.	Self-Reported, Not Certified	\$412,207
SHREWSBERRY	MBE Certified Only	\$370
SLATILE ROOFING & SHEET METAL	Self-Reported, Not Certified	\$509,962
SPECIALIZED STAFFING SOLUTIONS LLC	MBE Certified Only	\$7,197
STANZ FOOD SERVICE INC	Self-Reported, Not Certified	\$7,757
STAR UNIFORM	WBE Certified Only	\$55,794
State Barricading	WBE Certified Only	\$12,550
SWEETUMS INC	Self-Reported, Not Certified	\$7,535
TalentSource Staffing, Inc.	Self-Reported, Not Certified	\$35,676
TAQUERIA CHICAGO	Self-Reported, Not Certified	\$375
VISIONS GPS BRANDING LLC	MBE and WBE Certified	\$9,878
WBK ENGINEERING LLC	Self-Reported, Not Certified	\$26,273
WDi Architecture, Inc	MBE and WBE Certified	\$14,271
Wellbeing TLC, LLC	Self-Reported, Not Certified	\$101,000

All Eligible Spending | Map

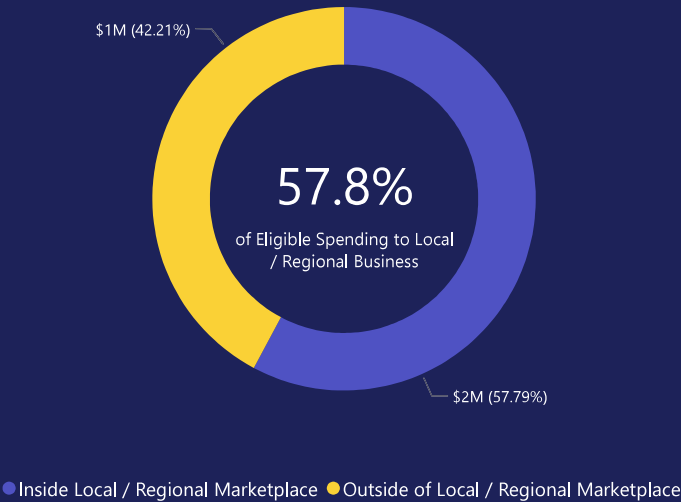
Updated through: May 31, 2025

Heat Map on Spending to Minority and/or Woman-owned Businesses in Local/Regional Marketplace



Breakdown for Spending to Minority and/or Woman-owned Businesses in Local/Regional Marketplace

County	Total	Percent of Total
Elkhart	\$29,650	1.04%
Self-Reported, Not Certified	\$29,650	1.04%
Lake	\$11,995	0.42%
Self-Reported, Not Certified	\$11,995	0.42%
Lake / Porter	\$68,103	2.38%
MBE Certified Only	\$12,308	0.43%
WBE Certified Only	\$55,794	1.95%
LaPorte	\$122,477	4.29%
MBE Certified Only	\$111,639	3.91%
Self-Reported, Not Certified	\$10,838	0.38%
Outside of Local / Regional Marketplace	\$1,205,535	42.21%
MBE Certified Only	\$25,352	0.89%
WBE Certified Only	\$1,679	0.06%
MBE and WBE Certified	\$25,996	0.91%
Self-Reported, Not Certified	\$1,152,508	40.36%
St. Joseph	\$1,418,068	49.66%
MBE Certified Only	\$466,669	16.34%
WBE Certified Only	\$75,629	2.65%
MBE and WBE Certified	\$9,878	0.35%
Self-Reported, Not Certified	\$865,893	30.32%
Total	\$2,855,827	100.00%



Note: If a County within the local/regional marketplace is not listed in the table above, there was no City spending made to that County during the reporting period of this report.

Public Works Projects Spending | Program Summary

Updated through: May 31, 2025

\$1,633,103

Total Spending to Certified Businesses for Public Works Projects

\$11,403,593

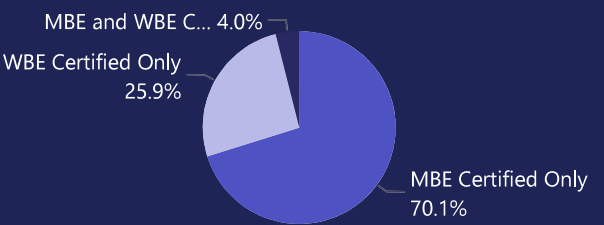
Total Spending for Public Works Projects

14.3%

MBE/WBE Utilization Percentage

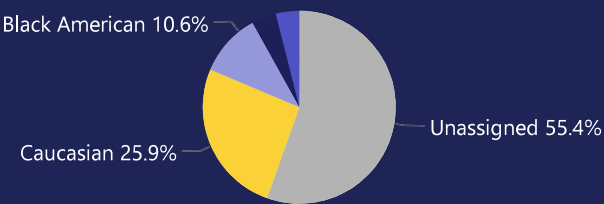
Certification Breakdown

Certification Type	Total
MBE Certified Only	\$1,145,404
WBE Certified Only	\$423,099
MBE and WBE Certified	\$64,600
Total	\$1,633,103



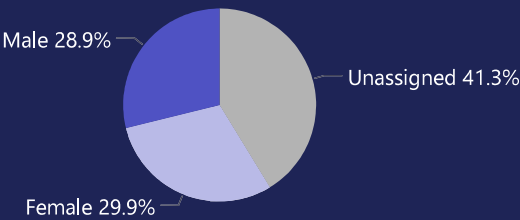
Ethnicity Breakdown

Ethnicity	Total
Asian-Pacific American	\$66,853
Black American	\$173,200
Caucasian	\$423,099
Hispanic American	\$64,600
Unassigned	\$905,351
Total	\$1,633,103



Gender Breakdown

Gender	Total
Female	\$487,699
Male	\$471,287
Unassigned	\$674,117
Total	\$1,633,103



Geographic Breakdown

City	State	Total
CHESTERTON	IN	\$44,353
CROWN POINT	IN	\$64,600
GARY	IN	\$2,382
INDIANAPOLIS	IN	\$66,853
JEFFERSONVILLE	IN	\$133,676
LAPORTE	IN	\$18,244
LOGANSPOUT	IN	\$183,140
PERU	IN	\$21,070
ROLLING PRAIRIE	IN	\$231,234
SOUTH BEND	IN	\$867,551
Total	IN	\$1,633,103

Public Works Projects Spending | Vendor Summary

Updated through: May 31, 2025

List of Primes and Subcontractors that Received Payment

Business Name	City	State	Certification Type	Ethnicity	Gender	Total Payments	Total Payments for MBE/WBE Utilization
1ST CLASS LOGISTICS LLC	SOUTH BEND	IN	MBE Certified Only	Black American	Male	\$170,818	\$170,818
C&E EXCAVATING	ELKHART	IN		Unassigned	Unassigned	\$77,916	\$0
C. LEE CONSTRUCTION SERVICES, INC.	GARY	IN	MBE Certified Only	Black American	Male	\$2,382	\$2,382
C.H. GARMONG & SON, INC.	TERRE HAUTE	IN		Unassigned	Unassigned	\$4,483,981	\$0
CE HUGHES MILLING, INC.	JEFFERSONVILLE	IN	WBE Certified Only	Caucasian	Female	\$133,676	\$133,676
D A DODD LLC	ROLLING PRAIRIE	IN	MBE Certified Only	Unassigned	Male	\$231,234	\$231,234
GEOGRAPH INDUS INC	HARRISON	OH		Unassigned	Unassigned	\$9,362	\$0
GREEN DEMOLITION, INC.	MICHIGAN CITY	IN		Unassigned	Unassigned	\$138,118	\$0
JBL SIGNALS AND LIGHTING, LLC	SOUTH BEND	IN	MBE Certified Only	Unassigned	Unassigned	\$674,117	\$674,117
LAPORTE CONSTRUCTION COMPANY, INC.	LAPORTE	IN	WBE Certified Only	Caucasian	Female	\$18,244	\$18,244
LARSON-DANIELSON CONSTRUCTION	LA PORTE	IN		Unassigned	Unassigned	\$2,567,970	\$0
MILESTONE CONTRACTORS LP	INDIANAPOLIS	IN		Unassigned	Unassigned	\$448,696	\$0
MILESTONE CONTRACTORS NORTH, INC	SOUTH BEND	IN		Unassigned	Unassigned	\$622,727	\$0
N. I. SPANOS PAINTING, INC.	CROWN POINT	IN	MBE and WBE Certified	Hispanic American	Female	\$64,600	\$64,600
PREMIUM CONCRETE SERVICES, INC	ELKHART	IN		Unassigned	Unassigned	\$31,382	\$0
PURCHASING ENTERPRISES, INC.	CHESTERTON	IN	WBE Certified Only	Caucasian	Female	\$44,353	\$44,353
R. YODER CONSTRUCTION	NAPPANEE	IN		Unassigned	Unassigned	(\$26,857)	\$0
RAM CONSTRUCTION SERVICES OF MICHIGAN, INC. D/B/A	LIVONIA	MI		Unassigned	Unassigned	\$159,990	\$0
RIETH-RILEY CONSTRUCTION CO., INC.	SOUTH BEND	IN		Unassigned	Unassigned	\$949,519	\$0
ROCHELLE BOWYER	PERU	IN	WBE Certified Only	Caucasian	Female	\$21,070	\$21,070
SELGE CONSTRUCTION CO INC	NILES	MI		Unassigned	Unassigned	\$270,790	\$0
SLUSSERS GREEN THUMB, INC.	LOGANSPOUT	IN	WBE Certified Only	Caucasian	Female	\$183,140	\$183,140
STATE BARRICADING, INC.	SOUTH BEND	IN	WBE Certified Only	Caucasian	Female	\$22,616	\$22,616
THE MRD GROUP	WEST MILWAUKEE	WI		Unassigned	Unassigned	\$36,896	\$0
US HYDROVAC, INC.	INDIANAPOLIS	IN	MBE Certified Only	Asian-Pacific American	Male	\$66,853	\$66,853

About this Report

Overview

This report shares an overview of City spending to minority and woman-owned businesses. The information presented in this report is preliminary and unaudited, so it remains subject to change. There are two types of City spending included in this report, defined below.

1. Eligible City Spending

All transactions in which (a) the City receives goods, services, labor, real property, or some combination of these, in exchange for monetary payment, and (b) the City administration is capable of exercising a meaningful measure of decision-making in determining whether to make a purchase or in identifying available vendors. Categories of City spending that are excluded from this spending type is listed in the table below.

Data Source: City's financial ERP system, Microsoft DFO

2. Public Works Projects Spending

All transactions made by the City to a minority and/or women-owned business for a Public Works project that has MBE/WBE goals.

Data Source: City's supplier diversity and equity management system, B2G Now

Terms & Definitions

The table below lists the terms used in this report and their corresponding definitions.

Term	Definition
Eligible City Spending	<p>All transactions in which (a) the City receives goods, services, labor, real property, or some combination of these, in exchange for monetary payment, and (b) the City administration is capable of exercising a meaningful measure of decision-making in determining whether to make a purchase or in identifying available vendors. City spending that is excluded falls within one of the categories below.</p> <ol style="list-style-type: none"> Payroll-related payments Grants to grantees, sub-grants to sub-grantees, or loans to borrowers, including payments of State or federal funds passed through the City Utility payments Insurance premiums Postage Non-claims payments (as discussed in General Disbursement Policy Supplement 601 – Summary of Disbursements), including, (a) debt service payments, (b) customer refunds, (c) payments from debt proceeds that are held by a trustee and payable under a non-City contract, (d) payroll-related payments, (e) employee benefits-related payments, (f) unemployment payments to the Indiana Department of Workforce Development, (g) Indiana sales tax remittances, (h) legal settlement payments, (i) promoter payments from the Morris Performing Arts Center box office, (j) Police, Fire, and Teamster union dues, (k) Court-ordered payments/wage garnishments Certain non-expense account transactions, including (a) balance sheet accounts and (b) miscellaneous revenue account
Public Works Projects Spending	All transactions made by the City to a minority and/or women-owned business for a Public Works project that has MBE/WBE goals.
Local / Regional Marketplace	Counties identified as "Local Business" in City Ordinance. The ordinance includes the following counties: St. Joseph, Elkhart, Porter, Lake, La Porte, Marshall, and Berrien (MI).
Self Reported, Not Certified	Vendors that do not have an active MBE and/or WBE certification, but self report as a minority and/or women-owned business to the City.
MWBE Certified	Vendors that have an active MBE and WBE certification based on a credible database, such as the Indiana Department of Administration Secured Supplier Portal and/or the City of Indianapolis Vendor Directory.
MBE Certified	Vendors that have an active MBE certification based on a credible database, such as the Indiana Department of Administration Secured Supplier Portal and/or the City of Indianapolis Vendor Directory.
WBE Certified	Vendors that have an active WBE certification based on a credible database, such as the Indiana Department of Administration Secured Supplier Portal and/or the City of Indianapolis Vendor Directory.
Minority and Women-owned	Vendors that self-reported as a minority and woman-owned business to the City, but are not certified.
Minority-owned Only	Vendors that self-reported as a minority-owned business to the City, but are not certified.
Veteran-owned only	Vendors that self-reported as a veteran-owned business to the City, but are not certified.
Women-owned only	Vendors that self-reported as a woman-owned business to the City, but are not certified.