

Public Safety Update

City of South Bend

October 10, 2024



City of South Bend
Indiana



Welcome

Purpose of the Quarterly Update

1. Provide high-level view of violent crime in each quarter
2. Dive deeper into strategies by SBPD and partners
3. Share information on upcoming events and ways to get involved



Today's Agenda

- Announcements from the Mayor and Police Chief
- Data Review
- Strategies & Programs
- Events & Engagement



Announcements from the Mayor and Police Chief

- CPA Graduation this past Tuesday (later slide)
- Trick or Treat hours in SB (5p-7p)-BPS Wednesday



Hurricane Relief Supply Drive

- SBPD, SBFD accepting donations to help victims of Hurricanes Helene & Milton
- Donations can be dropped off at SBPD and McKinnies Realty through Friday
- SBPD, SBFD will deliver donations to the storm-ravaged areas
- Suggested donations on our social media, as well as Amazon Wishlist

SOUTH BEND POLICE & FIRE HURRICANE RELIEF SUPPLY DRIVE



COLLECTION DATES
OCT. 7TH - 11TH

ITEMS NEEDED

- | | | |
|-----------------------|------------------------|---------------------------|
| ✓ NON-PERISHABLE FOOD | ✓ BATTERIES | ✓ FEMINE HYGIENE PRODUCTS |
| ✓ DIAPERS | ✓ BLANKETS | ✓ BABY FOOD |
| ✓ WIPES | ✓ O.T.C PAIN RELIEVERS | ✓ PAPER TOWELS/PLATES |
| ✓ BOTTLED WATER | ✓ BABY FORMULA | ✓ BOTTLED WATER |
| ✓ TOILET PAPER | ✓ TOILETRIES | ✓ ...AND MORE |

DROP OFF LOCATION

 **SOUTH BEND POLICE DEPARTMENT**
701 W. SAMPLE STREET, SOUTH BEND



OR DONATE VIA
AMAZON WISHLIST



City of South Bend
Indiana

Cops and Goblins

- A safe, fun, free night of Trick-or-Treating
- Tuesday, October 29, 5:00 p.m. – 7:30 p.m.
- Century Center
- Tickets have all been claimed
- Still accepting candy donations



Fall Citizens Academy Graduation

- Fall 2024 class graduated this past Tuesday
- Roughly 30 participants
- Information about Spring 2025 academy will be released in January



Holiday Giving Season

- FOP Lodge #36 is gearing up for the Santa's Elficers program
- Applications will be open in November
- Distribution to occur shortly before Christmas



Recruitment & Hiring

| Measure | 2024 Q3 Total |
|--|------------------------|
| Total Number of Hires | 4 |
| Total Sworn | 247 |
| Total Number of Departures (Retired/Resigned) | 5 |
| Officer gap from most recent peak to current (July 2019 vs. Current) | 241 vs. 251 (247+4) |






Recruitment & Hiring

| June 2024 | Sept 2024 |
|-------------------------------|-------------------------------|
| 9.9% Female | 10% Female |
| 11.5% African- American | 10.8% African- American |
| 6.3% Hispanic | 6.4% Hispanic |



Data Review

Gun Violence Snapshot

| Trend | 2024 Q3 | 2023 Q3 |
|---|------------------|------------------|
|  Gun Violence Incidents | 505 Incidents | 610 Incidents |
|  Criminally Assaulted Shooting Victims | 53 Victims | 55 Victims |
|  Illicit Guns Removed | 578 Guns | 557 Guns |

* Gun violence incidents encompass any incidents involving a firearm, making it a broader category than just shootings

**Victim counts do not include accidental shootings, suicides or shootings that have been determined as self-defense

***Totals reflect year to date counts Jan 1 - Sept 30



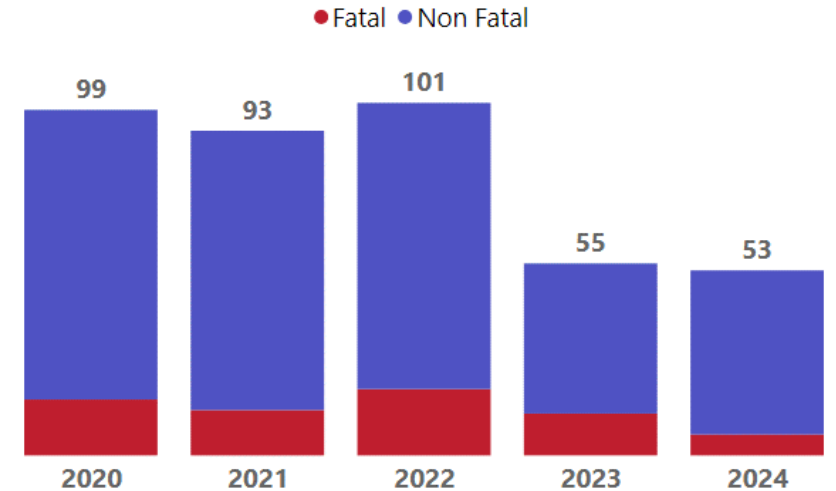
Criminally Assaulted Shootings Breakdown

Fatal/Non-Fatal & Group Member Involved (GMI)

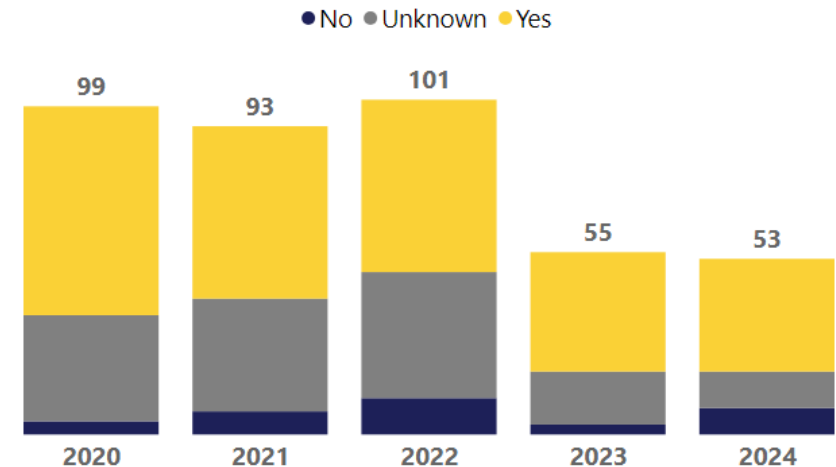
2024 Q3 Takeaways:

- The number of shooting victims is similar to what it was at this time last year (2023).
 - However, compared to the same period two years ago (2022), there has been a 47.5% decrease in shooting victims
- There have been 6 shooting fatalities in 2024, which is 50% fewer than the 12 fatalities recorded at this time in 2023
- Most shootings (64%) involving a victim continue to be Group Member Involved (GMI)

Criminally Assaulted Shootings: Fatal / Non-Fatal



Criminally Assaulted Shootings: Group Member Involved



Criminally Assaulted Shootings Breakdown: *Age Categories of Victims*

- From 2020 to Q3 2024, juveniles comprise **15.1%** of all criminally assaulted shooting victims
- 2023 had the highest proportion of juvenile shooting victims
 - However, 2023 also saw a 35.5% reduction in the total number of criminally assaulted shooting victims

| Criminally Assaulted Shooting Victims by Year & Age Category | | | | | |
|---|------------|------------|------------|-----------|-----------|
| | 2020 | 2021 | 2022 | 2023 | 2024* |
| Total Victims | 133 | 121 | 124 | 80 | 53 |
| Adult Victims | 119 | 102 | 103 | 65 | 45 |
| Juvenile Victims | 14 | 19 | 21 | 15 | 8 |
| Juvenile % of Total Victims | 10.5% | 15.7% | 16.9% | 18.8% | 15.1% |

The table above shows the total number of criminally assaulted shooting victims each year since 2020. It breaks down the number of victims into two age categories: Adults (18+) and Juveniles (17 and under). Additionally, it indicates the percentage of victims each year who were juveniles.

**2024 data runs through Q3, Jan 1 – Sept 30*



SBPD Death Investigations Update

| 2024 YTD | |
|-----------------------------------|----|
| Murder Investigations | 7 |
| Resolved | 6 |
| Open | 1 |
| Total Death Investigations | 10 |
| Total Murder Victims | 7 |



Michiana Crime Stoppers Update



Rewards Authorized YTD: \$65,100+

Victory Over Violence: 9 cases in 2024

YTD Quick Stats

| | 2024 | 2023 |
|---------------|-------|-------|
| Case Warrants | 242 | 237 |
| Arrests | 190 | 176 |
| Awards | \$65k | \$56k |



Michiana Crime Stoppers Update



FALL SHREDDING EVENT
SATURDAY, OCTOBER 19
SOUTHGATE CROSSING
27751 C.R. 26, ELKHART

8 A.M. - NOON

\$20 MINIMUM DONATION

Michiana Crime Stoppers logo (left)

Integra logo (right)



Mental Health Calls for Service

| | Q1 2024 | Q2 2024 | Q3 2024 |
|-------------------|---------|---------|---------|
| Mental Health CFS | 363 | 412 | 416 |
| Total CFS | 22,630 | 26,706 | 28,872 |

*CFS = Calls for Service

- In Q3 2024, there were **416 mental health calls for service**
 - This includes calls that are initially coded as a mental health related incident type by the dispatcher
 - Or calls marked as “Disposition M” after an officer responds
- More CFS data can be found on the [Police Data Trends tool on the Police Transparency Hub](#)



Traffic Enforcement

| | Q3 2023 | Q4 2023 | Q1 2024 | Q2 2024 | Q3 2024 |
|---|---------------|---------------|---------------|--------------|---------------|
| Traffic Stops* | 3,943 | 3,381 | 2,781 | 2,956 | 3,938 |
| Daily Average | 42.8 | 36.8 | 30.5 | 32.5 | 42.8 |
| Percent Change <i>(of daily average)</i> | +31.3% | -14.0% | -17.0% | +6.6% | +31.7% |

**These are traffic violations only*

- Across Q3 2024, there were an average of **42.8 traffic stops per day**
 - As shown in the table, this trend mirrors that of Q3 2023
- Average daily traffic stops increased by ~32% compared to Q2



Strategies & Programs



Flock LPR

What

Technology-based crime reduction strategy to develop possible leads in criminal cases and keep community safe from outside threats.

Who

South Bend Police Department

How

- Utilizes cameras near major thoroughfares to take photos of the backs of vehicles
- 30-day photo retention on cloud server
- Limited users with an administrator for account reviews



Snapshot of FLOCK Case Assists

| Measure | Q3 2024 |
|----------------------------------|-----------|
| Motor Vehicle Thefts | 15 |
| Aggravated Assaults with Firearm | 5 |
| Homicide Investigations | 0 |
| Theft Investigations | 7 |
| Wanted Parties | 1 |
| Robbery | 2 |
| Other | 3 |
| Total | 33 |



Shot Spotter Connect

What

Shot Spotter Connect is a software that provides unbiased, evidence-based direction on where to deploy officers and other department resources and when.

Who

South Bend Police Department

How

- Shot Spotter Connect collects data on **case reports, statements, and evidence** from the **last 24 hours** each morning
- Compares to **current and past trends** from the last three years; prioritizing gun violence
- Monitors officer **responsiveness and accountability** through GPS



Shot Spotter Connect Missions

| Measure | Q3 2024 |
|---------------------------------------|--------------|
| Total number of Shot Spotter missions | 19,369 |
| Average number of missions per day | 72(24/shift) |
| Missions completed | 99% |



Have feedback or further questions?

South Bend Police Department

Ashley O'Chap

(574) 235-7527



Public Safety Update

City of South Bend

October 10, 2024



City of South Bend
Indiana



Events & Engagement



Upcoming Community Engagement Events

Friday

11

October

Deadline for Hurricane Donations

- Donations will be accepted through 11 p.m. in SBPD lobby

Tuesday

29

October

Cops and Goblins

- 5 – 7:30 p.m.
- Century Center

Wednesday

13

Nov.

Community Crime Stat Meeting

- 2nd Wednesday of each month at 6:30 p.m.

