

Public Safety Update

City of South Bend

July 18, 2024



City of South Bend
Indiana



Welcome

Purpose of the Quarterly Update

1. Provide high-level view of violent crime in each quarter
2. Dive deeper into strategies by SBPD and partners
3. Share information on upcoming events and ways to get involved



Today's Agenda

- Announcements from the Mayor and Police Chief
- Data Review
- Strategies & Programs
- Events & Engagement



Announcements from the Mayor and Police Chief



Citizens Police Academy: Fall Session

- Applications currently open for the Fall Session of Citizens Police Academy
- Runs August 13 - October 8
 - Tuesday nights, 6-9 p.m.
- Free to attend
- Apply by August 1!



City of South Bend
Indiana



The image shows a white South Bend Police Department patrol car with "POLICE" and "CITY OF SOUTH BEND" written on the side. A police officer in a black uniform with "POLICE SWAT" on the back is interacting with a group of people. The background is a green building. A blue banner at the top right contains the South Bend Police Department logo.

SOUTH BEND POLICE DEPARTMENT
CITIZENS POLICE ACADEMY

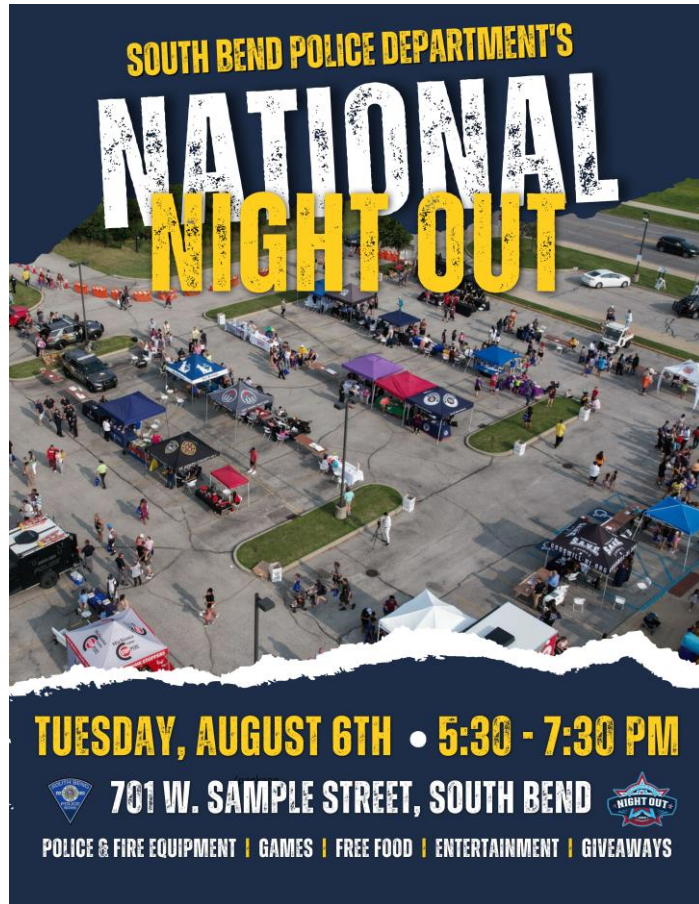
APPLICATIONS OPEN FOR FALL ACADEMY

AUGUST 13 - OCTOBER 8

SPEND YOUR TUESDAY EVENINGS
LEARNING ALL ABOUT SBPD!

SPACE IS LIMITED! APPLY BY AUG. 1

National Night Out



- Tuesday, August 6, 5:30 p.m. – 7:30 p.m.
- Evening of fun, food, games, prizes
- Kids can check out police and fire equipment, meet our K9s, enjoy our bounce house and check out our specialty vehicles
- Held in the South Bend Police Department east parking lot
- Free to attend



Back to School Cookout

- School's Out Cookout held at Kennedy Park on June 8
 - Featuring the new bounce house!
- SBPD will be holding another cookout for Back to School on August 2
 - Southeast Park
 - 11 a.m. - 2 p.m.



PAL Program Update

- PAL Sports Camps underway
 - Track and Field (New)
 - All Sports
 - Swimming
 - Tennis
- Several SBPD officers working as athletic coaches during summer
- Free to attend



FYI: International Football Match

- Saturday, July 27 at 4 p.m.
- Expect increased traffic around campus and South Bend as a whole
- SBPD, SJCPD, NDCPD working traffic detail



Updated Police Transparency Hub

- As of today (7/18/24), updated tools and webpages are rolled out on the Police Transparency Hub
- Redesign in alignment with public feedback earlier in 2024
- Update Guiding Principles
 - Getting users to the data as quickly as possible
 - Consistent layout and look to each web page
 - Increased functionality for users, including mobile-friendly design
 - Less text to describe data, more quick links and/or FAQ sections
- Visit southbendin.gov/police-transparency



Updated Police Transparency Hub Redesigned Home Page

- Visit southbend.in.gov/police-transparency











City of South Bend
Indiana

Police Transparency Hub



The City of South Bend Police Transparency Hub shares data and information on the South Bend Police department with residents. The City is committed to the continued, iterative effort of data transparency and trust building by proactively sharing data that residents care about. All underlying data is publicly available.

Available Data & Resources

 <p>Part I Crime Map View Part I Crime data. The data on this map is updated monthly.</p>	 <p>Criminally Assaulted Shootings View data on gun violence victims and hotspots. This data is updated monthly.</p>
 <p>Police Data Trends View trend-level data on police data topics like Part I Crime incidents, Calls for Service, and more.</p>	 <p>Use Of Force View the Use of Force Incident map. This map is updated monthly.</p>
 <p>Complaints And Investigations View data related to Police interactions with residents, complaints, and more.</p>	 <p>Recruitment View information on the South Bend Police department's recruiting efforts.</p>
 <p>Police Policies View specific policies that govern the South Bend Police Department.</p>	 <p>Quarterly Public Safety Updates View past meeting materials from SBPD's Quarterly Public Safety Updates.</p>

- Specific webpages for each dataset/data topic
- Organized by resident interest

Other Relevant Resources And Data

- [South Bend Police Department Policy Manual](#) 
- [Board of Public Safety, the administrative agency for the South Bend Police and Fire Departments.](#)
 - Includes information on the discipline matrix and community action groups
- [Public safety data on City Open Data Portal](#) 
- Police Transparency Hub Wiki, a resource maintained by City staff that logs updates and changes to data tools on the Transparency Hub

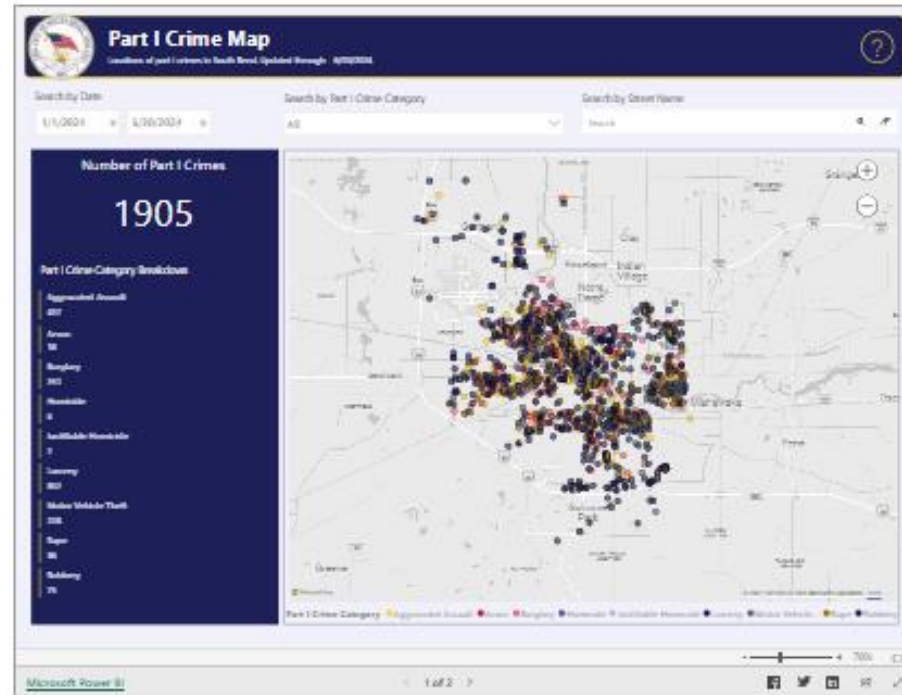
Updated Police Transparency Hub Webpage Example

- Visit southbend.in.gov/police-transparency

Part I Crimes

On this page you can find data related to Part I Crime data in the City of South Bend. Please note Part I Crime data is subject to change month to month as information/evidence expands and SBPD investigations progress.

- [View guide on Part I Crime Incidents](#)



Summary of data

Quick links:

- Guide for using the data tool
- Link to data on Open Data Portal (when available)

Data tool (or Dashboard)

Frequently Asked Questions (FAQs)

What is a Part I Crime?	+
Where can I find more information/definitions of Part I Crimes?	+
What is the data source for this tool?	+
How often is the data on this tool updated?	+

Relevant Questions & Data Basics:

- Data source
- Data update schedule
- Links to definitions or SBPD policies

Relevant Resources And Data

- [Tips for Interpreting FBI Crime Statistics](#)
- [Summaries of publicly available police reports](#) - These reports are updated on a regular basis and share information on cases such as,

Links to Other Relevant Resources



Recruitment & Hiring

Measure	2024 Q2 Total
Total Number of Hires	0
Total Sworn	252
Total Number of Departures (Retired/Resigned)	3
Officer gap from most recent peak to current (July 2019 vs. Current)	241 vs. 252* (Includes Recruits)






Recruitment & Hiring

Mar 2024	June 2024
9.8% Female	9.9% Female
11.4% African- American	11.5% African- American
6.3% Hispanic	6.3% Hispanic



Data Review

Gun Violence Snapshot

Trend	2024 Q2	2023 Q2
 Gun Violence Incidents	335 Incidents	417 Incidents
 Criminally Assaulted Shooting Victims	35 Victims	33 Victims
 Illicit Guns Removed	388 Guns	346 Guns

*Victim counts do not include accidental shootings, suicides or shootings that have been determined as self-defense

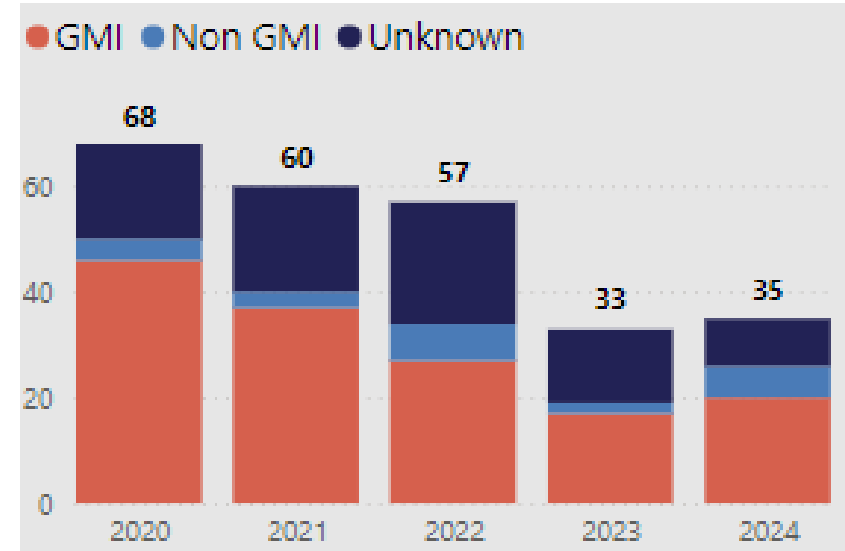
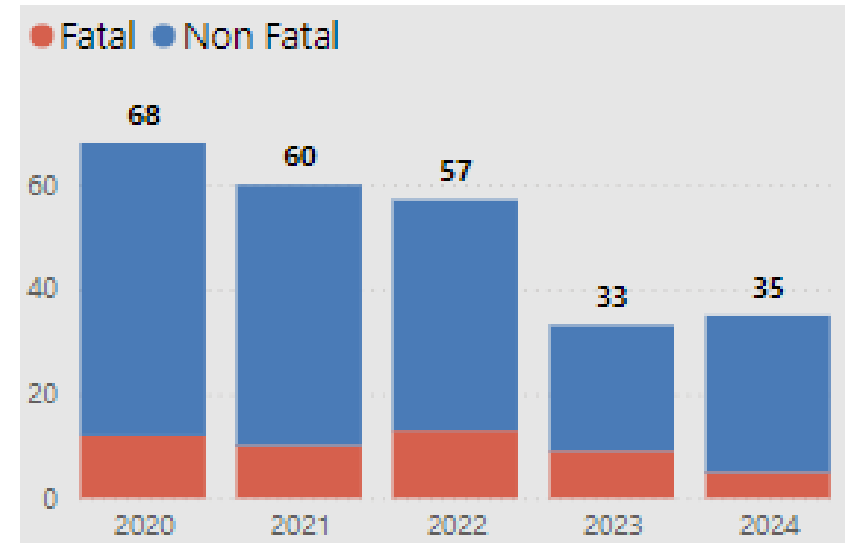
**Totals reflect year to date counts Jan 1 – Jun 30



Gun Violence Breakdown

2024 Q2 Takeaways:

- There are a similar number of shooting victims compared to the same point in time last year (*Jan 1- June 30*)
- Compared to the same point in time in 2023 (*Jan 1- June 30*), there are **four fewer** fatal victims
 - **2024:** 5 Fatal
 - **2023:** 9 Fatal
- June represents the peak month for shootings in 2024
 - 16 of 35 affected victims occurred in June
- Majority of shootings involving a victim continue to be Group Member Involved (GMI)
 - **2024:** 57% GMI



SBPD Death Investigations Update

2024 YTD

Murder Investigations	6
Resolved	5
Open	1
Total Death Investigations	9
Total Murder Victims	6



Michiana Crime Stoppers Update



Spring Shredding Event:

- Approximately \$20,000 raised
- Second-largest in program history

Rewards Authorized YTD:

- More than \$46,000 at halfway point

Victory Over Violence:

- 4 cases, 8 firearms in 2024

Q2 Quick Stats

	2024	2023
Case Warrants	192	189
Arrests	146	140
Awards	\$46k	\$41k



Traffic Enforcement

	Q3 2023	Q4 2023	Q1 2024	Q2 2024
Traffic Stops*	3,943	3,381	2,781	2,956
Daily Average	42.8	36.8	30.5	32.5
Percent Change <i>(of daily average)</i>	+31.3%	-14.0%	-17.0%	+6.6%

- Across Q2 2024, there were an average of **32.5 traffic stops per day**

*These are traffic violations only



Mental Health Calls for Service

	Q1 2024	Q2 2024
Mental Health CFS	363	412
Total CFS	22,630	26,706


*CFS = Calls for Service

- New metric introduced to the Transparency Hub in 2023
- Tracks the # of mental health related CFS that SBPD is dispatched to
- On the data side, includes calls that are:
 - Initially coded as a mental health related incident type by the dispatcher
 - Or calls marked as “Disposition M” after an officer responds



Sync South Bend Update

- Sync South Bend Security Grant currently open
 - Applications accepted on a rolling basis
 - Sponsors new technology installations or upgrades for organizations across the city
 - Open to organizations with a physical location within South Bend city limits
- For more info & to apply visit:
 - <https://southbendin.gov/sync-south-bend-security-grant/>



Strategies & Programs



Flock LPR

What

Technology-based crime reduction strategy to develop possible leads in criminal cases and keep community safe from outside threats.

Who

South Bend Police Department

How

- Utilizes cameras near major thoroughfares to take photos of the backs of vehicles
- 30-day photo retention on cloud server
- Limited users with an administrator for account reviews



Snapshot of FLOCK Case Assists

Measure	Q2 2024
Motor Vehicle Thefts	11
Aggravated Assaults with Firearm	3
Homicide Investigations	2
Theft Investigations	9
Wanted Parties	2
Robbery	2
Other	12
Total	41



Shot Spotter Connect

What

Shot Spotter Connect is a software that provides unbiased, evidence-based direction on where to deploy officers and other department resources and when.

Who

South Bend Police Department

How

- Shot Spotter Connect collects data on **case reports, statements, and evidence** from the **last 24 hours** each morning
- Compares to **current and past trends** from the last three years; prioritizing gun violence
- Monitors officer **responsiveness and accountability** through GPS



Shot Spotter Connect Missions

Measure	Q2 2024
Total number of Shot Spotter missions	13,867
Average number of missions per day	72 (24/shift)
Missions completed	99%



Have feedback or further questions?

South Bend Police Department

Ashley O'Chap

(574) 235-7527



Public Safety Update

City of South Bend

July 18, 2024



City of South Bend
Indiana



Events & Engagement



Upcoming Community Engagement Events: August

Thursday

01

August

Application Deadline for Citizens Police Academy

- Class will run Aug 13 – Oct 8
- South Bend Police Department

Wednesday

14

August

Monthly Community Crime Stat Meetings

- 2nd Wednesday of the month
- 6:30 p.m., SBPD Auditorium

Tuesday

06

August

National Night Out

- 5:30 p.m. - 7:30 p.m.
- South Bend Police Department east parking lot

Friday

02

August

Back to School Cookout

- Southeast Park
- 11 a.m. - 2 p.m.

