

# Public Safety Update

City of South Bend

October 12, 2022



# Welcome

## Purpose & intent of quarterly update

1

Provide high-level view of violent crime in each quarter

2

Dive deeper into strategies by SBPD and partners

3

Share information on upcoming events and ways to get involved

# Today's Agenda

- Announcements from the Mayor and Police Chief
- Data Review
- Strategies & Programs
- Events & Engagement

# Announcements from the Mayor and Police Chief

# Real-time Crime Center & Data Policy Updates

- Real-time Crime Center (RTCC)
  - Investments in public safety technology and infrastructure to support real-time analysis
- SBPD is currently seeking feedback on 3 data policy updates:
  1. **Policy 334:** Public Safety Video System Policy (*Draft*)
  2. **Policy 343:** Facial Recognition Technology (FRT) Policy (*Draft*)
  3. **Policy 427:** Automated License Plate Reader (ALPR) Policy (*Existing*)

SCAN ME



*QR code leads to the City webpage about the policy updates and that hosts the policy feedback form*

# Recruitment & Hiring Process

- SBPD Prospect Days
  - Expedited hiring/onboarding process
  - Held June 24, July 16 & August 27
  - Next Prospect Day scheduled for February 2023
- SBPD hosting on-site police academy
  - Begins October 31
  - A closer alternative to ILEA or NILEA

**SOUTH BEND POLICE DEPARTMENT**  
**ONE-DAY  
POLICE  
HIRING EVENT**

**SATURDAY, AUGUST 27**  
PHYSICAL AGILITY | WRITTEN TEST |  
PERSONAL INTERVIEW | ORAL BOARD |  
FINGERPRINTS | SCHEDULE MEDICAL &  
PSYCHOLOGICAL EVALUATION | MEET  
WITH BACKGROUND INVESTIGATOR FOR  
PRELIMINARY REVIEW  
LUNCH PROVIDED

**NEW RECRUITS  
& LATERALS  
WELCOME**  
**SBPOLICEJOBS.COM**  
APPLICATIONS DUE AUGUST 22

# Recruitment & Hiring Process

| Measure   | 2022 YTD                        |
|---|---------------------------------|
| Total number of hires   | 46<br>(vs. 18 in 2021)          |
| Total number of departures (retired/resigned)                         | 26                              |
| Officer gap from most recent peak to current<br>July 2019 vs. Current | (243 vs. 222)<br>(+1 next week) |

# Police Officer Diversity

| MAY 2022                 | OCT 2022                |
|--------------------------|-------------------------|
| 9.5%<br>FEMALE           | 9.6%<br>FEMALE          |
| 9.1%<br>AFRICAN-AMERICAN | 10%<br>AFRICAN-AMERICAN |
| 6.5%<br>HISPANIC         | 7.6%<br>HISPANIC        |

| Trend |
|-------|
| ↑     |
| ↑     |
| ↑     |



# Data Review

# Gun Violence Snapshot

| 2022<br>Year to Date | 2021<br>Year to Date |
|----------------------|----------------------|
| 735<br>YTD Incidents | 904<br>Incidents     |
| 103<br>YTD Victims   | 99<br>Victims        |
| 396<br>YTD Guns      | 469<br>Guns          |

| Trend   |
|---|
| <br>Gun Violence Incidents                   |
| <br>Criminally Assaulted<br>Shooting Victims |
| <br>Illicit Guns Removed                    |

\*Counts do not include accidental shootings, suicides or shootings that have been determined as self-defense

\*\*Year to Date reflects previous and current year counts through October 11<sup>th</sup>

# Gun Violence Breakdown

## Takeaways

2022 YTD has fewer gun violence incidents than this time last year

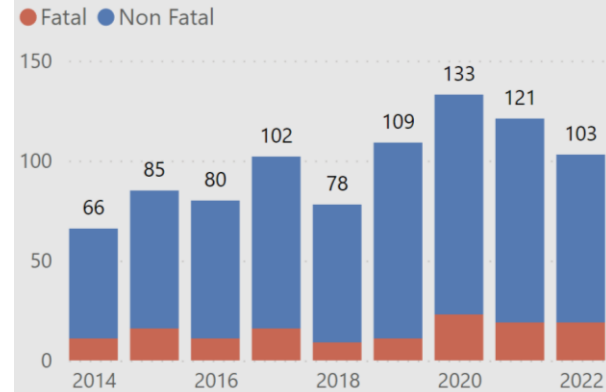
However, 2022 has 4 more shooting victims than this time last year

\*Counts do not include suicides, accidental shootings, or shootings that have been determined as self-defense\*

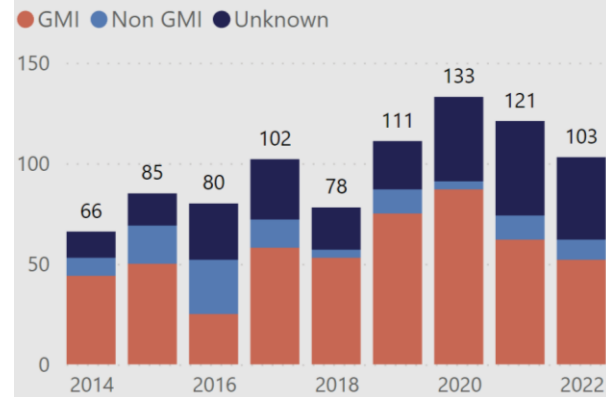
Non-fatal and Group Member Involved shootings are the highest proportion of shootings over this period

## Historic

Fatal/Non Fatal Victims

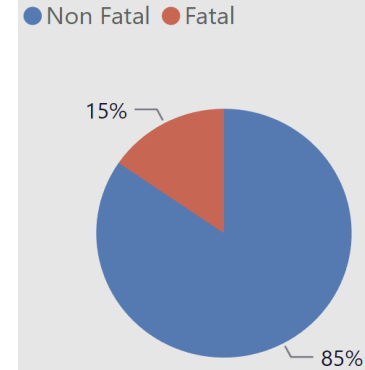


Group Violence Victims

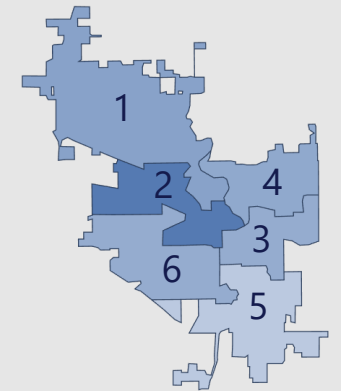


## Since 2018

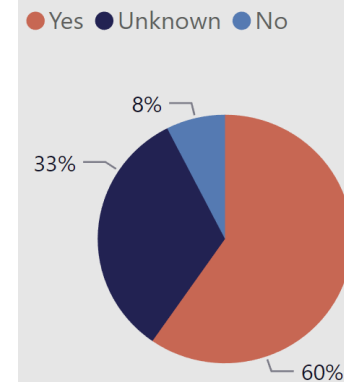
Proportion



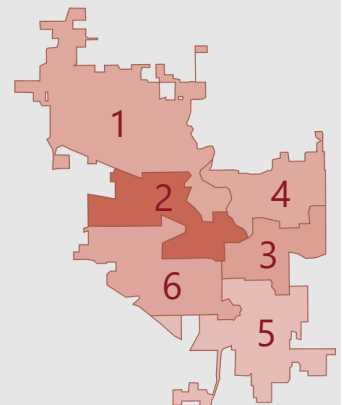
Where at?



Proportion



Where at?



# SBPD Death Investigations Update

- On October 15, 2021, SBPD took over all suspicious death and homicide investigations within South Bend city limits from the St. Joseph County Metro Homicide Unit.

|                                   | 2021 | 2022 | Total |
|-----------------------------------|------|------|-------|
| <b>Homicide Investigations</b>    | 4    | 20   | 24    |
| Charged                           | 3    | 10   | 13    |
| Justified                         | 1    | 4    | 5     |
| Open                              | 0    | 6    | 6     |
| <b>Suspicious Death</b>           | 1    | 6    | 7     |
| Resolved                          | 1    | 5    | 6     |
| Open                              | 0    | 1    | 1     |
| <b>Total Death Investigations</b> | 5    | 26   | 31    |
| <b>Clearance Rate</b>             | 100% | 73%  | 77%   |

# Strategies & Programs

# FLOCK LPR

## What

Technology-based crime reduction strategy to develop possible leads in criminal cases and keep community safe from outside threats.

## Who

South Bend Police Department

## How

- Utilizes cameras near major thoroughfares to take photos of the backs of vehicles
- 30-day photo retention on cloud server
- Limited users with an administrator for account reviews

# Snapshot of FLOCK Case Assists

| Measure                          | Since Aug 2021 |
|----------------------------------|----------------|
| Motor Vehicle Thefts             | 82             |
| Aggravated Assaults with Firearm | 20             |
| Homicide Investigations          | 9              |
| Theft Investigations             | 39             |
| Wanted Parties                   | 10             |
| Robbery                          | 10             |
| Other                            | 13             |
| Total                            | 183            |

# Have feedback or further questions?

South Bend Police Department

Ashley O'Chap

(574) 235-7527



# Events & Engagement

# Upcoming Community Engagement Events

Monday

24

October

## **Cops and Goblins**

- 5:00 – 7:30pm
- Four Winds Field

# Public Safety Update

City of South Bend

October 12, 2022

