

Public Safety Update

City of South Bend

February 1, 2023



Welcome

Purpose & intent of quarterly update

1

Provide high-level view of violent crime in each quarter

2

Dive deeper into strategies by SBPD and partners

3

Share information on upcoming events and ways to get involved


Today's Agenda

- Announcements from the Mayor and Police Chief
- Data Review
- Strategies & Programs
- Events & Engagement

Announcements from the Mayor and Police Chief

Real-Time Crime Center Updates

- Real-time Crime Center (RTCC)
 - Investments in public safety technology and infrastructure to support real-time analysis
 - Additional crime analysts hired
 - Monitor installation complete, separate press event to follow
- 3 Policies approved at BPS meeting:
 1. **Policy 334:** Public Safety Video System Policy
 2. **Policy 343:** Facial Recognition Technology (FRT) Policy
 3. **Policy 427:** Automated License Plate Reader (ALPR)



Recruitment & Hiring Process

- SBPD Prospect Days
 - Expedited hiring/onboarding process
 - Upcoming Prospect Day Scheduled: February 18
 - Another Prospect Day planned for May
- SBPD hosting on-site police academy
 - An alternative to ILEA or NILEA
 - Began: October 31
 - Graduation: February 24
 - 16/21 graduates are SBPD
 - All officers have passed their tests




Recruitment & Hiring Process

Measure	2022 Total
Total Number of Hires	51 (vs. 18 in 2021)
Total Sworn	31
Total Number of Departures (Retired/Resigned)	29
Officer gap from most recent peak to current (July 2019 vs. Current)	(243 vs. 231)

Police Officer Diversity

OCT 2022	DEC 2022
9.6% FEMALE	9.9% FEMALE
10% AFRICAN- AMERICAN	10.8% AFRICAN- AMERICAN
7.6% HISPANIC	8.2% HISPANIC






Mental Health Calls for Service

- This is a new metric that SBPD will be tracking to monitor the number of calls for service related to mental health needs
 - Tracked through a code that is noted by the dispatcher
- Starting 2023, this will be a metric published in the Transparency Hub
 - Specifically mental health calls that PD is being dispatched to

Data Review

Gun Violence Snapshot

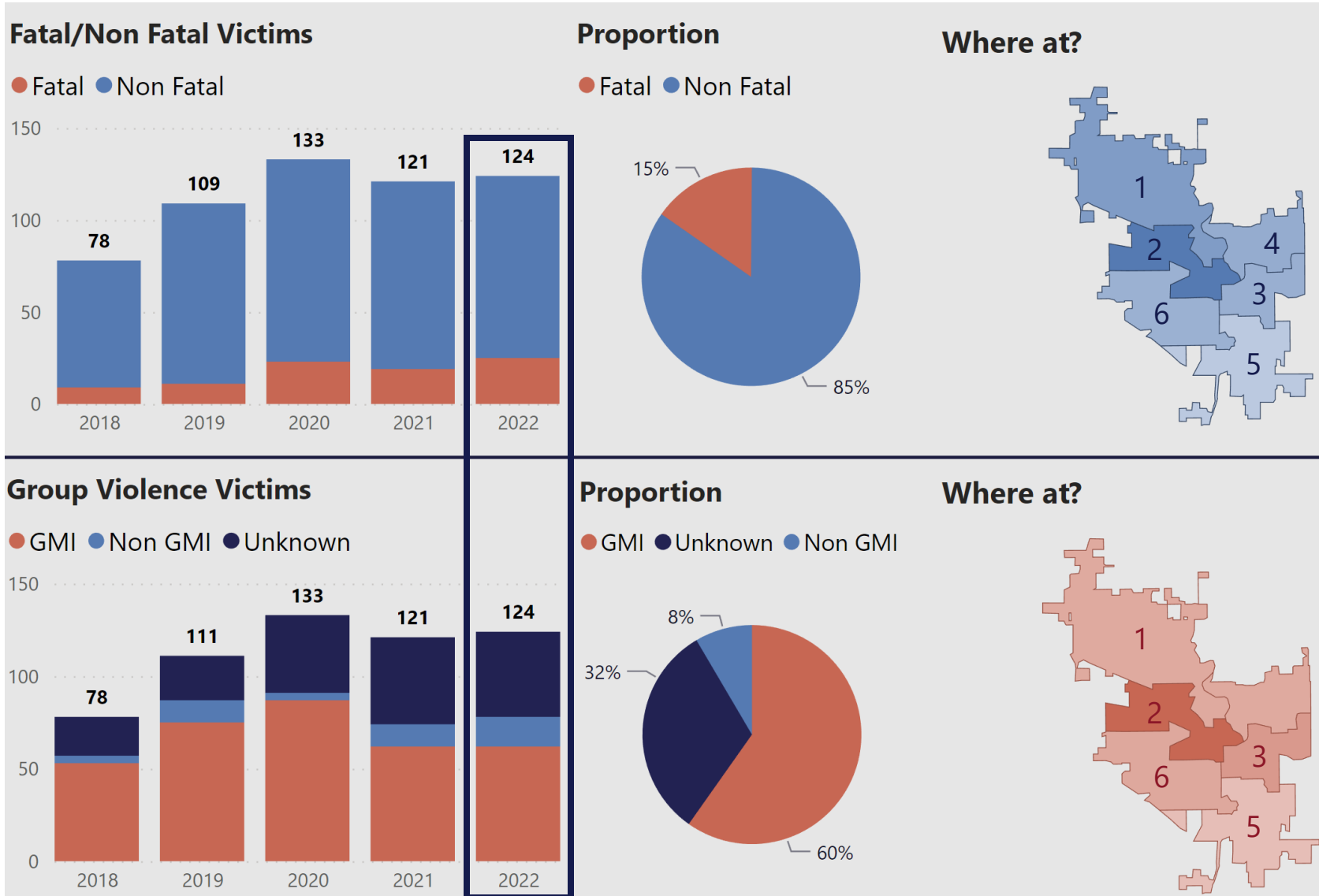
Trend
 Gun Violence Incidents
 Criminally Assaulted Shooting Victims
 Illicit Guns Removed

2022 Total	2021 Total
950 Incidents	1120 Incidents
124 Victims	121 Victims
538 Guns	603 Guns

*Counts do not include accidental shootings, suicides or shootings that have been determined as self-defense

**Totals reflect year counts through December 31

Gun Violence Breakdown



Takeaways

Although 2022 had fewer gun violence incidents, there were more overall victims and fatal victims than the previous year.

2022: 124 Victims (25 Fatal)

2021: 121 Victims (19 Fatal)

2022 saw a lower percentage of Group Member Involved (GMI) shootings as compared to the 2018-2022 period.

2022: 50% GMI

2018-2022: 60% GMI

SBPD Death Investigations Update

- On October 15, 2021, SBPD took over all suspicious death and homicide investigations within South Bend city limits from the St. Joseph County Metro Homicide Unit.

	2021	2022	Total
Homicide Investigations	4	26*	30
Resolved	4	19	23
Open	0	7	7
Suspicious Death	1	7	8
Resolved	1	7	8
Open	0	0	0
Total Death Investigations	5	33	38
Total Murder Victims	5	25	30
Closure Rate	100%	79%	86%

*Count includes Mishawaka officer-involved shooting

Michiana Crime Stoppers Update

- Victory Over Violence: One year mark
 - Enacted on February 1, 2022
 - Eight case payouts
 - 11 firearms recovered
- Rollout of new PSAs for local homicide cases
 - Beginning in April
 - Running through the summer



Strategies & Programs

FLOCK LPR

What

Technology-based crime reduction strategy to develop possible leads in criminal cases and keep community safe from outside threats.

Who

South Bend Police Department

How

- Utilizes cameras near major thoroughfares to take photos of the backs of vehicles
- 30-day photo retention on cloud server
- Limited users with an administrator for account reviews

Snapshot of FLOCK Case Assists

Measure	Oct 1 – Dec 31
Motor Vehicle Thefts	26
Aggravated Assaults with Firearm	7
Homicide Investigations	1
Theft Investigations	14
Wanted Parties	1
Robbery	7
Other	8
Total	64

Shot Spotter Connect

What

Shot Spotter Connect is a software that provides unbiased, evidence-based direction on where to deploy officers and other department resources and when.

Who

South Bend Police Department

How

- Shot Spotter Connect collects data on **case reports, statements, and evidence** from the **last 24 hours** each morning
- Compares to **current and past trends** from the last three years; prioritizing gun violence
- Monitors officer **responsiveness and accountability** through GPS

Strategy/Program Metrics Template

Measure	Oct 1– Dec 31
Total number of Shot Spotter missions	6,624
Average number of missions per day	72/day
Personnel time per mission	18.5 minutes
Missions completed	87%

Have feedback or further questions?

South Bend Police Department

Ashley O'Chap

(574) 235-7527

Events & Engagement

Upcoming Community Engagement Events

Wednesday

08

February

Monthly Community Crime Stat Meetings

- 2nd Wednesday of the month
- 6:30 pm, SBPD Auditorium

Tuesday

07

March

SBPD Award Ceremony

- View the award ceremony on Facebook Live!

Thursday

16

February

IUSB Criminal Justice Career Fair

- SBPD will be in attendance to recruit interested prospects

TBD

June

PD + GVI Community Cookout

- More details to come!

Public Safety Update

City of South Bend

February 1, 2023

