

**November DPW Report (November 1-30)**

**Inclusive Procurement Contracting Board**

**Department of Public Works Report**

**1. BPW Awarded Contracts (November 2023)**

Seven (7) Quotes Awarded, Zero (0) Projects had goals  
One (1) Bid Awarded, One (1) Project had goals

**BPW Meeting 11/14/2023**

542 N. Scott St. TIF Project - (Quote)  
542 N. Scott St. TIF Project - Roof Repairs - Project No. 123-062B (Quote)  
542 N. Scott St. TIF Project - Windows and Doors - Project No. 123-062C (Quote)  
430 Cottage Grove Ave. TIF Project - Roof Repairs - Project No. 123-062D (Quote)  
430 Cottage Grove Ave. TIF Project - Windows and Doors - Project No. 123-062E (Quote)  
River Crossing 1 & 2 Stair Installaiton for Maintenance Safety Concerns (Quote)

**BPW Meeting 11/28/2023**

Central Services Garage Door & Foundation Repair (Quote)  
Angela Blvd. Roadway Improvements - Project No. 122-059R

**2. Project Completion Affidavits for November 2023**

Four (4) Projects Closed Out, Four (4) Projects had goals

	<u>Change in Utilization Plan?</u>	<u>Notes: Reason for change in utilization plan / if no goals why?</u>
<b>BPW Meeting 11/14/2023</b>		
2022 Curb and Sidewalk, Round I - Divisions 3-5	No	MBE 1.33% WBE 2.51% Goals were met and exceeded
2022 Contractor Paving, Round III	No	MBE 4.28% WBE 6.09% Goals were met and exceeded
<b>BPW Meeting 11/28/2023</b>		
Southeast Neighborhood Center (United Way)	No	MBE 2.551% WBE 5.005% Goals were met and exceeded
Southeast Park Playground Resurfacing	Yes	MBE did not respond to Prime. GFE Waiver was granted for WBE



**3. Total Dollars Committed by MWBE Goals**

	<b>2023</b>	<b>Awarded</b>	<b>Paid</b>
<b>MBE</b>	\$	2,663,013.09	\$ 1,485,662.66
<b>WBE</b>	\$	1,569,224.85	\$ 1,901,792.73
	\$	<u>4,232,237.94</u>	\$ <u>3,387,455.39</u>

**4. Comparison of January - November 2023 vs January - November 2022**

	<b>2023</b>	<b>2022</b>	<b>2023-2022</b>
	<b>January-November</b>	<b>January-November</b>	<b>Difference</b>
<b>Quantity of MBEs utilized</b>	9	11	2.00
<b>Quantity of WBEs utilized</b>	15	14	1.00
<b>Quantity of Primes utilized</b>	16	16	0.00
<b>MBEs Paid</b>	\$ 1,485,662.66	\$ 620,434.26	139%
<b>WBEs Paid</b>	\$ 1,901,792.73	\$ 1,995,754.94	-5%
<b>Primes Paid</b>	\$ 15,334,478.24	\$ 12,717,737.68	21%
<b>Total Payments</b>	\$ 18,721,933.63	\$ 15,333,926.88	22%

Utilized 2 less MBE in 2023 than in 2022      **MBEs were paid 139% more in 2023 than in 2022**  
 Utilized 1 more WBE in 2023 than in 2022      **WBEs were paid 5% less in 2023 than in 2022**  
 Utilized no more Primes in 2023 than in 2022      Primes were paid 21% more in 2023 than in 2022  
 Total project spend was 122% more in 2023 than in 2022

**5. Challenges (if any)**

- Relative Capacity of certified contractors
- Certified subs reporting being used by primes "just to win city"
- Establishing practical changes in utilization criteria that works with the city and contractors

**6. Projects on the Horizon**

- November (RTA)
  - BPW Meeting 11/14/2023**
    - Bercliff Estates Sewer Separation
    - 2023 Guardrail Installation and Replacement
    - City of South Bend Wayfinding Signage Program Phase III
  - BPW Meeting 11/28/2023**

## For Credit Contract Awards By Department, Type, Category, Goal Type, Vendor Type, Ethnicity & Gender

For credit primes and subcontractors on contracts awarded between 1/1/2023 and 11/30/2023

Report run 12/1/2023

Department of Public Works Construction						
Contract Category	Goal Type	Vendor Type	Ethnicity	Gender	Award Amount	Vendor Count
Building Improvements	MBE	Subcontractor	Hispanic American	Female	\$12,763	2
Land Improvements	MBE	Subcontractor	Black American	Female	\$16,000	2
Major Projects	MBE	Subcontractor	Black American	Female	\$20,000	1
Major Projects	MBE	Subcontractor	Hispanic American	Female	\$42,250	1
Building Improvements	MBE	Subcontractor	Black American	Male	\$44,762	1
Land Improvements	MBE	Subcontractor	Black American	Male	\$29,126	4
Major Projects	MBE	Subcontractor	Unassigned	Male	\$814,050	1
Major Projects	MBE	Subcontractor	Black American	Male	\$65,950	4
Streets and Alleys	MBE	Subcontractor	Black American	Male	\$301,186	24
Major Projects	MBE	Subcontractor	Unassigned	Unassigned	\$503,051	1
Streets and Alleys	MBE	Subcontractor	Unassigned	Unassigned	\$813,875	1
<b>MBE Award</b>					<b>\$ 2,663,013</b>	
Building Improvements	WBE	Subcontractor	Caucasian	Female	\$1,500	1
Building Improvements	WBE	Subcontractor	Hispanic American	Female	\$29,593	2
Land Improvements	WBE	Subcontractor	Caucasian	Female	\$121,655	5
Major Projects	WBE	Subcontractor	Caucasian	Female	\$387,770	11
Streets and Alleys	WBE	Subcontractor	Black American	Female	\$3,200	1
Streets and Alleys	WBE	Subcontractor	Caucasian	Female	\$1,025,507	31
<b>WBE Award</b>					<b>\$ 1,569,225</b>	
<b>Total MWBE Payments</b>					<b>\$4,232,238</b>	

# For Credit Contract Payments By Department, Type, Category, Goal Type, Vendor Type, Ethnicity & Gender

For credit primes and subcontractors on contracts awarded between 1/1/2023 and 11/30/2023

Report run 12/1/2023

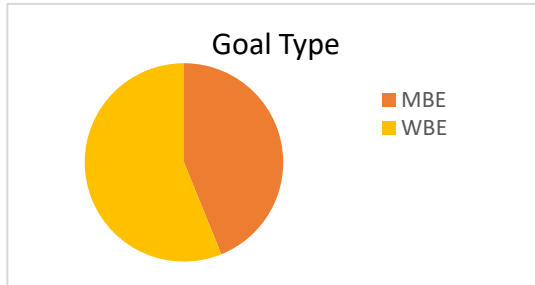
Department of Public Works Construction						
Contract Category	Goal Type	Vendor Type	Ethnicity	Gender	Award Amount	Vendor Count
Building Improvements	MBE	Subcontractor	Black American	Female	\$920	1
Land Improvements	MBE	Subcontractor	Black American	Female	\$3,534	1
Major Projects	MBE	Subcontractor	Black American	Female	\$23,997	1
Streets and Alleys	MBE	Subcontractor	Black American	Female	\$16,211	2
Building Improvements	MBE	Subcontractor	Hispanic American	Female	\$14,166	2
Major Projects	MBE	Subcontractor	Hispanic American	Female	\$44,274	1
Building Improvements	MBE	Subcontractor	Black American	Male	\$73,218	3
Land Improvements	MBE	Subcontractor	Black American	Male	\$9,151	4
Major Projects	MBE	Subcontractor	Black American	Male	\$39,913	2
Streets and Alleys	MBE	Subcontractor	Black American	Male	\$577,862	26
Building Improvements	MBE	Subcontractor	Unassigned	Male	\$165,596	1
Streets and Alleys	MBE	Prime	Unassigned	Unassigned	\$49,856	1
Streets and Alleys	MBE	Subcontractor	Unassigned	Unassigned	\$466,965	1
<b>MBE Award</b>					<b>\$1,485,663</b>	
Building Improvements	WBE	Prime Self Performing	Caucasian	Female	\$45,825	1
Building Improvements	WBE	Subcontractor	Caucasian	Female	\$37,021	4
Building Improvements	WBE	Subcontractor	Hispanic American	Female	\$31,127	2
Land Improvements	WBE	Subcontractor	Black American	Female	\$4,455	1
Land Improvements	WBE	Prime Self Performing	Caucasian	Female	\$118,260	1
Land Improvements	WBE	Subcontractor	Caucasian	Female	\$288,015	9
Major Projects	WBE	Prime Self Performing	Caucasian	Female	\$434,041	1
Major Projects	WBE	Subcontractor	Caucasian	Female	\$98,736	4
Streets and Alleys	WBE	Subcontractor	Black American	Female	\$12,898	2
Streets and Alleys	WBE	Subcontractor	Caucasian	Female	\$831,415	25
<b>WBE Award</b>					<b>\$1,901,793</b>	
<b>Total MWBE Payments</b>					<b>\$3,387,455</b>	

# Contractor Payment Summary

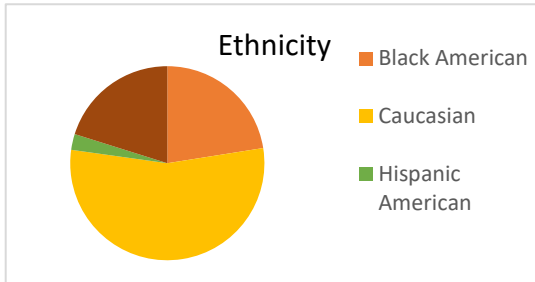
List of primes and subcontractors that received payment between 1/1/2023 and 11/30/2023.

**Total For Credit: \$3,387,455**

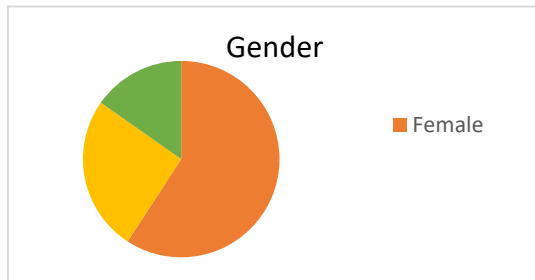
Goal Type	Payments For Credit
MBE	\$1,485,663
WBE	\$1,901,793



Ethnicity	Payments For Credit
Unassigned	\$682,416
Black American	\$762,158
Caucasian	\$1,853,313
Hispanic American	\$89,567

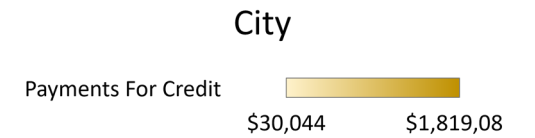


Gender	Payments For Credit
Unassigned	\$516,820
Female	\$2,004,895
Male	\$865,740

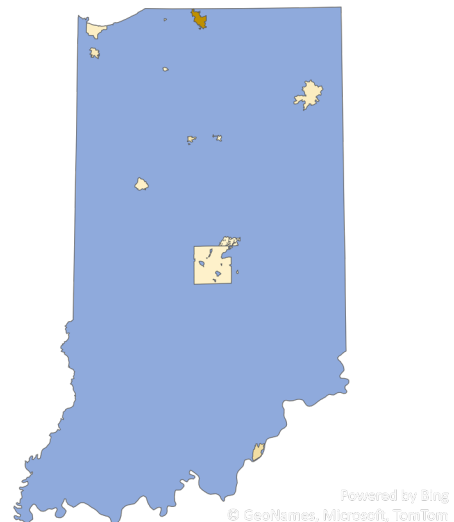


State	Payments For Credit
IN	\$3,387,455

City	Payments For Credit
Crown Point	\$194,356
Fishers	\$30,203
Fort Wayne, Indiana	\$136,572
Gary	\$101,585
Indianapolis	\$45,293
Jeffersonville	\$391,539
Knox	\$38,704
Lafayette	\$65,242
Logansport	\$303,961
New Palestine	\$65,278
Peru	\$30,044
Rolling Prairie	\$165,596
South Bend	\$1,819,082



**Total Payments For Credit \$3,387,455**





Comparative Contractor Payment Summary Over The Same Time Period (January-November)

<b>MBE Total 2023 Payments January to November</b>	<b>\$1,485,663</b>
<b>MBE Total 2022 Payments January to November</b>	<b>\$620,434</b>

2023

List of primes and subcontractors that received payment between 1/1/2023 and 11/30/2023.

Business Name	City	State	Goal Type	Ethnicity	Gender	Payments	Payments For Credit
1ST CLASS LOGISTICS LLC	SOUTH BEND	IN	MBE	Black American	Male	\$537,407	\$537,407
AMGI, LLC	NEW PALESTINE	IN	MBE	Black American	Male	\$65,278	\$65,278
C. LEE CONSTRUCTION SERVICES, INC.	GARY	IN	MBE	Black American	Male	\$57,311	\$57,311
D A DODD LLC	ROLLING PRAIRIE	IN	MBE		Male	\$165,596	\$165,596
JACK GRAY TRANSPORTATION SERVICES, INC.	GARY	IN	MBE	Hispanic American	Female	\$44,274	\$44,274
JBL SIGNALS AND LIGHTING, LLC	SOUTH BEND	IN	MBE			\$516,820	\$516,820
JMH ROOFING COMPANY, INC	INDIANAPOLIS	IN	MBE	Hispanic American	Female	\$14,166	\$14,166
KENNEDY EXPRESSLINE INC	SOUTH BEND	IN	MBE	Black American	Male	\$40,148	\$40,148
V & R TRUCKING, INC.	SOUTH BEND	IN	MBE	Black American	Female	\$44,662	\$44,662

2022 MBE Total

\$1,485,663

2022

List of primes and subcontractors that received payment between 1/1/2022 and 11/30/2022.

Business Name	City	State	Goal Type	Ethnicity	Gender	Payments	Payments For Credit
1ST CLASS LOGISTICS LLC	SOUTH BEND	IN	MBE	Black American	Male	\$203,599	\$203,599
C. LEE CONSTRUCTION SERVICES, INC.	GARY	IN	MBE	Black American	Male	\$32,995	\$32,995
DLZ INDUSTRIAL, LLC	BURNS HARBOR	IN	MBE	Subcontinent Asian American	Male	\$13,650	\$13,650
JBL SIGNALS AND LIGHTING, LLC	SOUTH BEND	IN	MBE			\$6,116	\$6,116
JMH ROOFING COMPANY, INC	INDIANAPOLIS	IN	MBE	Hispanic American	Female	\$50,139	\$50,139
K & S ENGINEERS, INC.	LOMBARD	IL	MBE	Asian-Pacific American	Male	\$3,622	\$3,622
KENNEDY EXPRESSLINE INC	SOUTH BEND	IN	MBE	Black American	Male	\$87,940	\$87,940
S & J CAULKING LLC	INDIANAPOLIS	IN	MBE		Female	\$27,376	\$27,376
TRUCKS R US	SOUTH BEND	IN	MBE	Caucasian	Male	\$2,801	\$2,801
US HYDROVAC INC.	INDIANAPOLIS	IN	MBE	Asian-Pacific American	Male	\$3,729	\$3,729
V & R TRUCKING, INC.	SOUTH BEND	IN	MBE	Black American	Female	\$188,466	\$188,466

2022 MBE Total

\$620,434



Comparative Contractor Payment Summary Over The Same Time Period (January-November)

<b>WBE Total 2023 Payments January to November</b>	<b>\$1,901,793</b>
<b>WBE Total 2022 Payments January to November</b>	<b>\$1,995,755</b>

2023

*List of primes and subcontractors that received payment between 1/1/2023 and 11/30/2023.*

Business Name	City	State	Goal Type	Ethnicity	Gender	Payments	Payments For Credit
BUC CONSTRUCTION SUPPLY, INC.	LAFAYETTE	IN	WBE	Caucasian	Female	\$63,742	\$63,742
C E HUGHES MILLING, INC.	JEFFERSONVILLE	IN	WBE	Caucasian	Female	\$391,539	\$391,539
CARPET SERVICE OUTLET INC.	SOUTH BEND	IN	WBE	Caucasian	Female	\$45,825	\$45,825
HAWK ENTERPRISES, INC.	CROWN POINT	IN	WBE	Caucasian	Female	\$128,864	\$128,864
JAVELINA CONSTRUCTION, INC.	FISHERS	IN	WBE	Caucasian	Female	\$30,203	\$30,203
JMH ROOFING COMPANY, INC	INDIANAPOLIS	IN	WBE	Hispanic American	Female	\$31,127	\$31,127
MIDWEST RENTALS, INC.	LAFAYETTE	IN	WBE	Caucasian	Female	\$1,500	\$1,500
MONTGOMERY TRUCKING INC., OF INDIANA	FORT WAYNE	IN	WBE	Caucasian	Female	\$136,572	\$136,572
RITSCHARD BROS., INC.	SOUTH BEND	IN	WBE	Caucasian	Female	\$554,812	\$554,812
ROCHELLE BOWYER	PERU	IN	WBE	Caucasian	Female	\$30,044	\$30,044
SAN CORPORATION	CROWN POINT	IN	WBE	Caucasian	Female	\$65,492	\$65,492
SLUSSERS GREEN THUMB, INC.	LOGANSPOUT	IN	WBE	Caucasian	Female	\$303,961	\$303,961
STATE BARRICADING, INC.	SOUTH BEND	IN	WBE	Caucasian	Female	\$62,056	\$62,056
TRAFFIC CONTROL SPECIALISTS, INC	KNOX	IN	WBE	Caucasian	Female	\$38,704	\$38,704
V & R TRUCKING, INC.	SOUTH BEND	IN	WBE	Black American	Female	\$17,353	\$17,353

2023 WBE Total

\$1,901,793

2022

*List of primes and subcontractors that received payment between 1/1/2022 and 11/30/2022.*

Business Name	City	State	Goal Type	Ethnicity	Gender	Payments	Payments For Credit
BUC CONSTRUCTION SUPPLY, INC.	LAFAYETTE	IN	WBE	Caucasian	Female	\$244,315	\$244,315
C E HUGHES MILLING, INC.	JEFFERSONVILLE	IN	WBE	Caucasian	Female	\$95,222	\$95,222
CARPET SERVICE OUTLET INC.	SOUTH BEND	IN	WBE	Caucasian	Female	\$170,950	\$170,950
HAWK ENTERPRISES, INC.	CROWN POINT	IN	WBE	Caucasian	Female	\$595,115	\$595,115
JMH ROOFING COMPANY, INC	INDIANAPOLIS	IN	WBE	Hispanic American	Female	\$60,022	\$60,022
K B ENTERPRISE INC	NEW CARLISLE	IN	WBE	Caucasian	Female	\$2,488	\$2,488
MODERN EDGE LLC	VALPARAISO	IN	WBE	Caucasian	Female	\$10,131	\$10,131
MONTGOMERY TRUCKING INC., OF INDIANA	FORT WAYNE	IN	WBE	Caucasian	Female	\$113,044	\$113,044
RITSCHARD BROS., INC.	SOUTH BEND	IN	WBE	Caucasian	Female	\$291,367	\$291,367
SAN CORPORATION	CROWN POINT	IN	WBE	Caucasian	Female	\$32,069	\$32,069
SLUSSERS GREEN THUMB, INC.	LOGANSPOUT	IN	WBE	Caucasian	Female	\$142,140	\$142,140
STATE BARRICADING, INC.	SOUTH BEND	IN	WBE	Caucasian	Female	\$122,381	\$122,381
TRAFFIC CONTROL SPECIALISTS, INC	KNOX	IN	WBE	Caucasian	Female	\$105,652	\$105,652
V & R TRUCKING, INC.	SOUTH BEND	IN	WBE	Black American	Female	\$10,859	\$10,859

2022 WBE Total

\$1,995,755

Comparative Contractor Payment Summary Over The Same Time Period (January-November)

<b>Prime Total 2023 Payments January to November</b>	<b>\$15,334,478</b>
<b>Prime Total 2022 Payments January to November</b>	<b>\$12,717,738</b>

2023

*List of primes and subcontractors that received payment between 1/1/2023 and 11/30/2023.*

Business Name	City	State	Goal Type	Ethnicity	Gender	Payments	Payments For Credit
ACCULEVEL COMMERCIAL GROUP, INC.	ROSSVILLE	IN				(\$1,500)	\$0
ACORN LANDSCAPING, LLC	SOUTH BEND	IN				\$105,782	\$0
BOWEN ENGINEERING CORP	INDIANAPOLIS	IN				\$1,523,588	\$0
C&E EXCAVATING	ELKHART	IN				\$21,754	\$0
GIBSON-LEWIS, LLC	MISHAWAKA	IN				\$1,016,576	\$0
GREEN DEMOLITION CONTRACTORS INCORPORATED	MICHIGAN CITY	IN				\$1,128,943	\$0
HRP CONSTRUCTION, INC.	SOUTH BEND	IN				\$636,025	\$0
MILESTONE CONTRACTORS LP	INDIANAPOLIS	IN				\$14,174	\$0
MILESTONE CONTRACTORS NORTH, INC	SOUTH BEND	IN				\$4,919,554	\$0
PREMIUM CONCRETE SERVICES, INC	ELKHART	IN				\$508,921	\$0
RIETH-RILEY CONSTRUCTION CO., INC.	SOUTH BEND	IN				\$5,244,636	\$0
RITSCHARD BROS., INC.	SOUTH BEND	IN				(\$291,997)	\$0
SELGE CONSTRUCTION CO INC	NILES	MI				(\$281,030)	\$0
SLATILE ROOFING AND SHEET METAL CO., INC.	SOUTH BEND	IN				\$765,307	\$0
THE ROBERT HENRY CORPORATION	SOUTH BEND	IN				(\$2,511)	\$0
VIKING PAINTING, LLC	OMAHA	NE				\$26,256	\$0

2023 Prime Total

\$15,334,478

2022

*List of primes and subcontractors that received payment between 1/1/2022 and 11/30/2022.*

Business Name	City	State	Goal Type	Ethnicity	Gender	Payments	Payments For Credit
ACORN LANDSCAPING, LLC	SOUTH BEND	IN				\$37,560	\$0
ALL PURPOSE ERECTORS, INC.	LEBANON	IL				\$294,424	\$0
BOWEN ENGINEERING CORP	INDIANAPOLIS	IN				\$32,253	\$0
C&S MASONRY RESTORATION, LLC	SOUTH BEND	IN				\$190,505	\$0
G E MARSHALL INC	VALPARAISO	IN				\$97,003	\$0
GREEN DEMOLITION CONTRACTORS	MICHIGAN CITY	IN				\$320,422	\$0
HRP CONSTRUCTION, INC.	SOUTH BEND	IN				\$1,585,725	\$0
LARSON-DANIELSON CONSTRUCTION	LA PORTE	IN				\$788,905	\$0
MIDLAND ENGINEERING COMPANY, INC.	SOUTH BEND	IN				\$1,066,309	\$0
MILESTONE CONTRACTORS LP	INDIANAPOLIS	IN				\$1,659,382	\$0
MILESTONE CONTRACTORS NORTH, INC	SOUTH BEND	IN				\$431,977	\$0
PREMIUM CONCRETE SERVICES, INC	ELKHART	IN				(\$23,244)	\$0
RIETH-RILEY CONSTRUCTION CO., INC.	SOUTH BEND	IN				\$5,055,203	\$0
SELGE CONSTRUCTION CO INC	NILES	MI				\$280,620	\$0
SLATILE ROOFING AND SHEET METAL CO., INC.	SOUTH BEND	IN				\$356,645	\$0
THE ROBERT HENRY CORPORATION	SOUTH BEND	IN				\$489,457	\$0
TRUCKS R US	SOUTH BEND	IN				\$54,593	\$0

2022 Prime Total

\$12,717,738