

October DPW Report (September 1-27)
Inclusive Procurement Contracting Board
Department of Public Works Report

1. BPW Awarded Contracts (September 2023)

Five (5) Projects Awarded, Five (5) Projects had goals
 Three (3) Projects met calculated goals
 Two (2) Projects met goals through GFE waiver

BPW Meeting 9/12/2023

South Well Field - Water Main Extensions for \$1,597,000
 Calculated Goals were met MBE 1.5% and WBE 4%
 Fire Station No. 8 Replacement for \$3,703,850
 Calculated Goals were met MBE 3.4% and WBE goal was granted GFE Waiver

BPW Meeting 9/26/2023

VPA 2023 Splashpad Renovations for \$468,975.50
 Calculated Goals were met MBE 1.61% and WBE goal was granted GFE Waiver
 Cleveland Rd. & Ameritech Dr. Intersection Improvements for \$1,281,000
 Calculated Goals were met MBE 3.53% and WBE 5.64%
 Youth Services Bureau and South Bend Thrive Subdivision Infrastructure for \$3,326,371.59
 Calculated Goals were met MBE 1.87% and WBE 4.65%

2. Project Completion Affidavits for September 2023

One (1) Projects closed out, One (1) Project had goals
 Zero (0) Projects had a change in Utilization Plan

BPW Meeting 9/12/2023	<u>Change in Utilization Plan?</u>	<u>Notes: Reason for change in utilization plan / If no goals why?</u>
No Projects Closed Out		
BPW Meeting 9/29/2023		
Walker Field House Restoration	No	MBE goal was granted GFE waiver. WBE goal was met.

3. Total Dollars Committed by MWBE Goals

<u>2023</u>	<u>Awarded</u>	<u>Paid</u>
MBE	\$1,995,485	\$1,053,312
WBE	\$1,150,011	\$1,472,730
	\$3,145,496	\$2,526,042

4. Comparison of January-September 2023 vs. January - September 2022

	2023 January-September	2022 January-September	2023-2022 Difference
Quantity of MBEs utilized	8	9	1
Quantity of WBEs utilized	13	14	1
Quantity of Primes Utilized	14	15	1
MBEs Paid	\$ 1,053,312	\$ 391,925	269%
WBEs Paid	\$ 1,472,730	\$ 1,274,890	115%
Primes Paid	\$ 7,725,028	\$ 10,004,894	77%
Total Payments	\$ 10,251,070	\$ 11,671,709	88%

Utilized 1 more MBE in 2023 than in 2022
 Utilized 1 less WBEs in 2023 than in 2022
 Utilized 1 less Prime in 2023 than in 2022

MBEs were paid 269% more in 2023 than in 2022
WBEs were paid 115% more in 2023 than in 2022
 Primes were paid 23% less in 2023 than in 2022
 Total project spend was 12% less in 2023 than in 2022.

5. Challenges (if any)

Relative capacity of certified contractors

6. Projects on the Horizon

September (RTA)

BPW Meeting 9/12/2023

N/A

BPW Meeting 9/26/2023

Angela Blvd. Roadway Improvements

For Credit Contract Award By Department, Type, Category, Goal Type, Vendor Type, Ethnicity & Gender

For credit primes and subcontractors on contracts awarded between 1/1/2023 and 9/27/2023

Report run 9/27/2023

Department of Public Works Construction						
Contract Category	Goal Type	Vendor Type	Ethnicity	Gender	Award Amount	Vendor Count
Major Projects	MBE	Subcontractor	Black American	Female	\$20,000	1
Land Improvements	MBE	Subcontractor	Black American	Female	\$16,000	2
Building Improvements	MBE	Subcontractor	Hispanic American	Female	\$12,763	2
Major Projects	MBE	Subcontractor	Hispanic American	Female	\$42,250	1
Streets and Alleys	MBE	Subcontractor	Black American	Male	\$171,740	22
Building Improvements	MBE	Subcontractor	Black American	Male	\$44,762	1
Land Improvements	MBE	Subcontractor	Black American	Male	\$29,126	4
Major Projects	MBE	Subcontractor	Black American	Male	\$30,919	2
Streets and Alleys	MBE	Subcontractor	*Unassigned	*Unassigned	\$813,875	1
			<i>*JBL Signals and Lighting LLC</i>			
			MBE Award		\$1,995,485	
Streets and Alleys	WBE	Subcontractor	Black American	Female	\$3,200	1
Building Improvements	WBE	Subcontractor	Hispanic American	Female	\$29,593	2
Streets and Alleys	WBE	Subcontractor	Caucasian	Female	\$833,707	26
Building Improvements	WBE	Subcontractor	Caucasian	Female	\$1,500	1
Land Improvements	WBE	Subcontractor	Caucasian	Female	\$121,655	5
Major Projects	WBE	Subcontractor	Caucasian	Female	\$160,357	4
			WBE Award		\$1,150,011	
			Total MWBE Award		\$3,145,496	

For Credit Contract Payments By Department, Type, Category, Goal Type, Vendor Type, Ethnicity & Gender

For credit and paid primes and subcontractors between 1/1/2023 and 9/27/2023

Report run 9/27/2023

Department of Public Works Construction						
Contract Category	Goal Type	Vendor Type	Ethnicity	Gender	Award Amount	Vendor Count
Major Projects	MBE	Subcontractor	Black American	Male	\$25,283	1
Streets and Alleys	MBE	Subcontractor	Black American	Male	\$233,759	21
Building Improvements	MBE	Subcontractor	Black American	Male	\$73,218	3
Land Improvements	MBE	Subcontractor	Black American	Male	\$7,338	3
Building Improvements	MBE	Subcontractor	Hispanic American	Female	\$14,166	2
Streets and Alleys	MBE	Subcontractor	Black American	Female	\$16,211	2
Building Improvements	MBE	Subcontractor	Black American	Female	\$920	1
Building Improvements	MBE	Subcontractor	Unassigned <i>*D A Dodd LLC (Native American)</i>	Male	\$165,596	1
Streets and Alleys	MBE	Subcontractor	Unassigned <i>*JBL Signals and Lighting, LLC</i>	Unassigned	\$466,965	1
Streets and Alleys	MBE	Prime	Unassigned <i>*JBL Signals and Lighting, LLC</i>	Unassigned	\$49,856	1
MBE Payments					\$1,053,312	
Land Improvements	WBE	Subcontractor	Black American	Female	\$4,455	1
Building Improvements	WBE	Subcontractor	Hispanic American	Female	\$31,127	2
Land Improvements	WBE	Subcontractor	Caucasian	Female	\$278,281	8
Streets and Alleys	WBE	Subcontractor	Caucasian	Female	\$554,545	20
Building Improvements	WBE	Subcontractor	Caucasian	Female	\$37,021	4
Land Improvements	WBE	Prime Self Perform	Caucasian	Female	\$118,260	1
Major Projects	WBE	Prime Self Perform	Caucasian	Female	\$434,041	1
Building Improvements	WBE	Prime Self Perform	Caucasian	Female	\$15,000	1
WBE Payments					\$1,472,730	
Total MWBE Payments					\$2,526,042	

Contractor Payment Summary

List of primes and subcontractors that received payment between 1/1/2023 and 9/27/2023.

Total For Credit: \$2,526,042

Goal Type	Payments For Credit
MBE	\$1,053,312
WBE	\$1,472,730

Ethnicity	Payments For Credit
Unassigned	\$682,416
Black American	\$361,184
Caucasian	\$1,437,149
Hispanic American	\$45,293

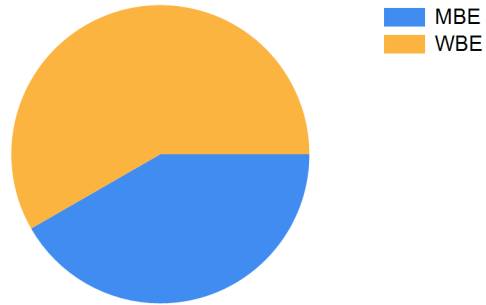
Gender	Payments For Credit
Unassigned	\$516,820
Male	\$505,194
Female	\$1,504,028

State	Payments For Credit
IN	\$2,526,042

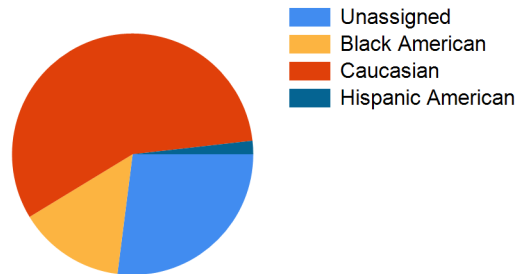
City	Payments For Credit
Crown Point	\$117,044
Fort Wayne	\$67,167
Gary	\$51,956
Indianapolis	\$45,293
Jeffersonville	\$241,951
Knox	\$38,704
Lafayette	\$36,823
Logansport	\$303,961
New Palestine	\$65,278
Peru	\$30,044
Rolling Prairie	\$165,596
South Bend	\$1,362,225

Total Payments For Credit: \$2,526,042

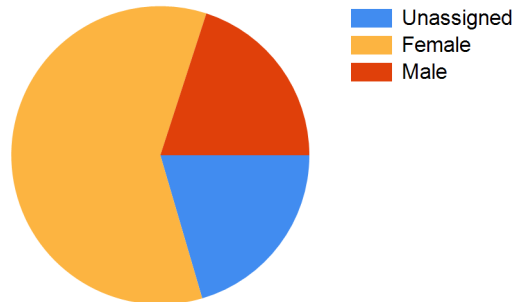
Goal Type



Ethnicity



Gender



Comparative Contractor Payment Summary Over The Same Time Period (January-September)

MBE Total 2023 Payments January to September	\$1,053,312
MBE Total 2022 Payments January to September	\$391,925

2023

List of primes and subcontractors that received payment between 1/1/2023 and 9/27/2023.

Business Name	City	State	Goal Type	Ethnicity	Gender	Payments	Payments For Credit
1ST CLASS LOGISTICS LLC	SOUTH BEND	IN	MBE	Black American	Male	\$198,658	\$198,658
AMGI, LLC	NEW PALESTINE	IN	MBE	Black American	Male	\$65,278	\$65,278
C. LEE CONSTRUCTION SERVICES, INC.	GARY	IN	MBE	Black American	Male	\$51,956	\$51,956
D A DODD LLC	ROLLING PRAIRIE	IN	MBE		Male	\$165,596	\$165,596
JBL SIGNALS AND LIGHTING, LLC	SOUTH BEND	IN	MBE			\$516,820	\$516,820
JMH ROOFING COMPANY, INC	INDIANAPOLIS	IN	MBE	Hispanic American	Female	\$14,166	\$14,166
KENNEDY EXPRESSLINE INC	SOUTH BEND	IN	MBE	Black American	Male	\$23,705	\$23,705
V & R TRUCKING, INC.	SOUTH BEND	IN	MBE	Black American	Female	\$17,131	\$17,131

2023 MBE Total

\$1,053,312

2022

List of primes and subcontractors that received payment between 1/1/2022 and 9/27/2022.

Business Name	City	State	Goal Type	Ethnicity	Gender	Payments	Payments For Credit
1ST CLASS LOGISTICS LLC	SOUTH BEND	IN	MBE	Black American	Male	\$174,494	\$174,494
C. LEE CONSTRUCTION SERVICES, INC.	GARY	IN	MBE	Black American	Male	\$23,990	\$23,990
DLZ INDUSTRIAL, LLC	BURNS HARBOR	IN	MBE	Subcontinent Asian American	Male	\$13,650	\$13,650
JMH ROOFING COMPANY, INC	INDIANAPOLIS	IN	MBE	Hispanic American	Female	\$4,326	\$4,326
KENNEDY EXPRESSLINE INC	SOUTH BEND	IN	MBE	Black American	Male	\$4,693	\$4,693
TRUCKS R US	SOUTH BEND	IN	MBE	Caucasian	Male	\$2,801	\$2,801
US HYDROVAC INC.	INDIANAPOLIS	IN	MBE	Asian-Pacific American	Male	\$3,729	\$3,729
V & R TRUCKING, INC.	SOUTH BEND	IN	MBE	Black American	Female	\$158,126	\$158,126

2022 MBE Total

\$391,925

Comparative Contractor Payment Summary Over The Same Time Period (January-September)

WBE Total 2023 Payments January to September	\$1,472,730
WBE Total 2022 Payments January to September	\$1,274,890

2023

List of primes and subcontractors that received payment between 1/1/2023 and 9/27/2023.

Business Name	City	State	Goal Type	Ethnicity	Gender	Payments	Payments For Credit
BUC CONSTRUCTION SUPPLY, INC.	LAFAYETTE	IN	WBE	Caucasian	Female	\$35,323	\$35,323
C E HUGHES MILLING, INC.	JEFFERSONVILLE	IN	WBE	Caucasian	Female	\$241,951	\$241,951
CARPET SERVICE OUTLET INC.	SOUTH BEND	IN	WBE	Caucasian	Female	\$15,000	\$15,000
HAWK ENTERPRISES, INC.	CROWN POINT	IN	WBE	Caucasian	Female	\$117,044	\$117,044
JMH ROOFING COMPANY, INC	INDIANAPOLIS	IN	WBE	Hispanic American	Female	\$31,127	\$31,127
MIDWEST RENTALS, INC.	LAFAYETTE	IN	WBE	Caucasian	Female	\$1,500	\$1,500
MONTGOMERY TRUCKING INC., OF INDIANA	FORT WAYNE	IN	WBE	Caucasian	Female	\$67,167	\$67,167
RITSCHARD BROS., INC.	SOUTH BEND	IN	WBE	Caucasian	Female	\$552,301	\$552,301
ROCHELLE BOWYER	PERU	IN	WBE	Caucasian	Female	\$30,044	\$30,044
SLUSSERS GREEN THUMB, INC.	LOGANSPOUT	IN	WBE	Caucasian	Female	\$303,961	\$303,961
STATE BARRICADING, INC.	SOUTH BEND	IN	WBE	Caucasian	Female	\$34,154	\$34,154
TRAFFIC CONTROL SPECIALISTS, INC	KNOX	IN	WBE	Caucasian	Female	\$38,704	\$38,704
V & R TRUCKING, INC.	SOUTH BEND	IN	WBE	Black American	Female	\$4,455	\$4,455

2023 WBE Total

\$1,472,730

2022

List of primes and subcontractors that received payment between 1/1/2022 and 9/27/2022.

Business Name	City	State	Goal Type	Ethnicity	Gender	Payments	Payments For Credit
BUC CONSTRUCTION SUPPLY, INC.	LAFAYETTE	IN	WBE	Caucasian	Female	\$244,315	\$244,315
C E HUGHES MILLING, INC.	JEFFERSONVILLE	IN	WBE	Caucasian	Female	\$36,134	\$36,134
CARPET SERVICE OUTLET INC.	SOUTH BEND	IN	WBE	Caucasian	Female	\$40,000	\$40,000
HAWK ENTERPRISES, INC.	CROWN POINT	IN	WBE	Caucasian	Female	\$434,368	\$434,368
JMH ROOFING COMPANY, INC	INDIANAPOLIS	IN	WBE	Hispanic American	Female	\$19,862	\$19,862
K B ENTERPRISE INC	NEW CARLISLE	IN	WBE	Caucasian	Female	\$2,488	\$2,488
MODERN EDGE LLC	VALPARAISO	IN	WBE	Caucasian	Female	\$10,131	\$10,131
MONTGOMERY TRUCKING INC., OF INDIANA	FORT WAYNE	IN	WBE	Caucasian	Female	\$88,251	\$88,251
RITSCHARD BROS., INC.	SOUTH BEND	IN	WBE	Caucasian	Female	\$101,297	\$101,297
SAN CORPORATION	CROWN POINT	IN	WBE	Caucasian	Female	\$32,069	\$32,069
SLUSSERS GREEN THUMB, INC.	LOGANSPOUT	IN	WBE	Caucasian	Female	\$120,574	\$120,574
STATE BARRICADING, INC.	SOUTH BEND	IN	WBE	Caucasian	Female	\$77,979	\$77,979
TRAFFIC CONTROL SPECIALISTS, INC	KNOX	IN	WBE	Caucasian	Female	\$59,586	\$59,586
V & R TRUCKING, INC.	SOUTH BEND	IN	WBE	Black American	Female	\$7,835	\$7,835

2022 WBE Total

\$1,274,890

Comparative Contractor Payment Summary Over The Same Time Period (January-September)

Prime 2023 Payments January to September	\$7,725,028
Prime 2022 Payments January to September	\$10,004,894

2023

List of primes and subcontractors that received payment between 1/1/2023 and 9/27/2023.

Business Name	City	State	Goal Type	Ethnicity	Gender	Payments	Payments For Credit
ACCULEVEL COMMERCIAL GROUP, INC.	ROSSVILLE	IN				(\$1,500)	\$0
ACORN LANDSCAPING, LLC	SOUTH BEND	IN				\$105,782	\$0
BOWEN ENGINEERING CORP	INDIANAPOLIS	IN				\$1,523,588	\$0
CARPET SERVICE OUTLET INC.	SOUTH BEND	IN				(\$3,216)	\$0
GIBSON-LEWIS, LLC	MISHAWAKA	IN				\$700,243	\$0
HRP CONSTRUCTION, INC.	SOUTH BEND	IN				\$91,577	\$0
MILESTONE CONTRACTORS LP	INDIANAPOLIS	IN				\$14,174	\$0
MILESTONE CONTRACTORS NORTH, INC	SOUTH BEND	IN				\$1,855,380	\$0
PREMIUM CONCRETE SERVICES, INC	ELKHART	IN				\$122,684	\$0
RIETH-RILEY CONSTRUCTION CO., INC.	SOUTH BEND	IN				\$3,232,754	\$0
RITSCHARD BROS., INC.	SOUTH BEND	IN				(\$291,997)	\$0
SELGE CONSTRUCTION CO INC	NILES	MI				(\$135,537)	\$0
SLATILE ROOFING AND SHEET METAL CO., INC.	SOUTH BEND	IN				\$484,839	\$0
VIKING PAINTING, LLC	OMAHA	NE				\$26,256	\$0

2023 Prime Total

\$7,725,028

2022

Primes and subcontractors that received payment between 1/1/2022 and 9/27/2022.

Business Name	City	State	Goal Type	Ethnicity	Gender	Payments	Payments For Credit
ACORN LANDSCAPING, LLC	SOUTH BEND	IN				(\$1,155)	\$0
ALL PURPOSE ERECTORS, INC.	LEBANON	IL				\$298,000	\$0
BOWEN ENGINEERING CORP	INDIANAPOLIS	IN				\$32,253	\$0
C&S MASONRY RESTORATION, LLC	SOUTH BEND	IN				\$190,505	\$0
G E MARSHALL INC	VALPARAISO	IN				(\$116,707)	\$0
GREEN DEMOLITION CONTRACTORS INCORPORATED	MICHIGAN CITY	IN				\$320,422	\$0
HRP CONSTRUCTION, INC.	SOUTH BEND	IN				(\$70,302)	\$0
LARSON-DANIELSON CONSTRUCTION	LA PORTE	IN				\$430,992	\$0
MIDLAND ENGINEERING COMPANY, INC.	SOUTH BEND	IN				\$1,138,759	\$0
MILESTONE CONTRACTORS LP	INDIANAPOLIS	IN				\$866,546	\$0
RIETH-RILEY CONSTRUCTION CO., INC.	SOUTH BEND	IN				\$5,033,869	\$0
SELGE CONSTRUCTION CO INC	NILES	MI				\$280,620	\$0
SLATILE ROOFING AND SHEET METAL CO., INC.	SOUTH BEND	IN				\$31,909	\$0
THE ROBERT HENRY CORPORATION	SOUTH BEND	IN				\$172,311	\$0
TRUCKS R US	SOUTH BEND	IN				\$49,953	\$0

2022 Prime Total

\$10,004,894