

May Report (April 1-26)
Inclusive Procurement Contracting Board
Department of Public Works Report

1. BPW Awarded Contracts (April 2023)

Two (2) Projects Awarded, Two (2) Projects had goals

BPW Meeting 4/11/2023

Zero (0) Projects Awarded, Zero (0) Projects had goals

BPW Meeting 4/25/2023

Two (2) Projects Awarded, Two (2) Projects had goals

2023 Traffic Calming for \$1,750,570.00

2023 Contractor Paving Round 1 for \$1,060,700.00

2. Project Completion Affidavits for April 2023

Eight (8) Projects closed out, One (6) Project had goals

Three (3) Projects had change in Utilization Plan

BPW Meeting 4/11/2023

2022 Contractor Paving, Round II

Drewry's Brewery Fence Replacement

Change in

utilization plan? Notes: Reason for change in utilization plan / If no goals why?

Yes

Inability of trucking to perform the work due to scheduling conflict.

No

Goals were met.

BPW Meeting 4/25/2023

Sibley Center Exterior Renovations

Dubail Avenue Streetscape

Grandview Ave. & RR Quick Kurb Installation

Lincoln Way West and Olive Streetscape

Riverside Dr. Bank Stabilization

2022 Traffic Calming Rubberform Installation

Yes

Due to change in scope of work Utilization plan change was necessary.

No

Goals were met.

NA

<\$50,000 Project did not have goals.

Yes

Inability of trucking to perform the work due to scheduling conflict.

No

Goals were met.

NA

Due to specialization of work, this project did not have goals.

3. Total Dollars Committed by MWBE Goals

	<u>2023</u>	<u>Awarded</u>	<u>Paid</u>
MBE	\$31,047.00	\$	41,132.44
WBE	\$71,010.00	\$	704,068.27
	\$ 102,057.00	\$	745,200.71

4. Challenges (if any)

N/A

5. Projects on the Horizon

April (RTA)

BPW Meeting 4/11/2023

The Hill TIF Project – Site Work

Small Drainage Improvements - Beale Street & Chapin Street

Johnson & Fellows Intersection Drainage Improvements

BPW Meeting 4/25/2023

West Gate Repair at Century Center

Monroe Circle Demolition

Locust Road Improvements from Assumption Dr. to SR 23

For Credit Contract Awards By Department, Type, Category, Goal Type, Vendor Type, Ethnicity & Gender

For credit primes and subcontractors on contracts awarded between
4/1/2023 and 4/26/2023

Report run 4/26/2023

*Award Amount represents amount retained by prime/subcontractor
after subtraction of lower tier subcontractor awards*

Data is provided in raw format for further manipulation external to the system.

Department	Contract Type	Contract Category	Goal Type	Vendor Type	Ethnicity	Gender	Award Amount	Vendor Count
Public Works	Construction	Building Improvements	MBE	Subcontractor	Hispanic American	Female	\$12,763	2
Public Works	Construction	Streets and Alleys	MBE	Subcontractor	Black American	Male	\$18,284	3
							\$31,047	
Public Works	Construction	Building Improvements	WBE	Subcontractor	Hispanic American	Female	\$29,593	2
Public Works	Construction	Streets and Alleys	WBE	Subcontractor	Black American	Female	\$3,200	1
Public Works	Construction	Streets and Alleys	WBE	Subcontractor	Caucasian	Female	\$36,717	2
Public Works	Construction	Building Improvements	WBE	Subcontractor	Caucasian	Female	\$1,500	1
							\$71,010	

**For Credit Contract Payments By Department, Type, Category,
Goal Type, Vendor Type, Ethnicity & Gender**

Data is provided in raw format for further manipulation external to the system.

For credit and paid primes and subcontractors between 1/1/2023 and 4/26/2023

Report run 4/26/2023

Payment Amount represents amount retained by prime/subcontractor after subtraction of lower tier subcontractor payments.

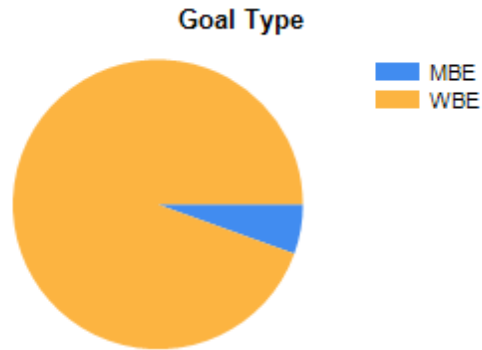
Department	Contract Type	Contract Category	Goal Type	Vendor Type	Ethnicity	Gender	Payment Amount	Vendor Count
Public Works	Construction	Building Improvements	MBE	Subcontractor	Black American	Female	\$8,979	2
Public Works	Construction	Land Improvements	MBE	Subcontractor	Black American	Male	\$6,871	2
Public Works	Construction	Major Projects	MBE	Subcontractor	Black American	Male	\$25,283	1
							\$41,132	
Public Works	Construction	Land Improvements	WBE	Subcontractor	Caucasian	Female	\$260,894	7
Public Works	Construction	Major Projects	WBE	Prime Self Performing	Caucasian	Female	\$105,747	1
Public Works	Construction	Streets and Alleys	WBE	Subcontractor	Caucasian	Female	\$169,305	7
Public Works	Construction	Building Improvements	WBE	Prime Self Performing	Caucasian	Female	\$15,000	1
Public Works	Construction	Building Improvements	WBE	Subcontractor	Caucasian	Female	\$32,528	3
Public Works	Construction	Land Improvements	WBE	Subcontractor	Black American	Female	\$2,335	1
Public Works	Construction	Land Improvements	WBE	Prime Self Performing	Caucasian	Female	\$118,260	1
							\$704,068	

Contractor Payment Summary

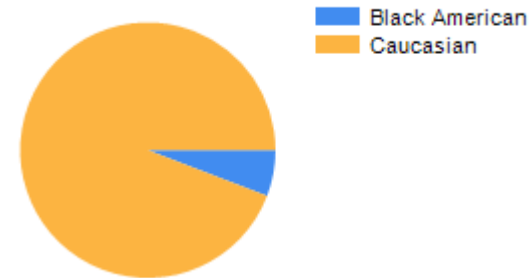
List of primes and subcontractors that received payment between 1/1/2023 and 4/26/2023.

Total For Credit: \$745,20

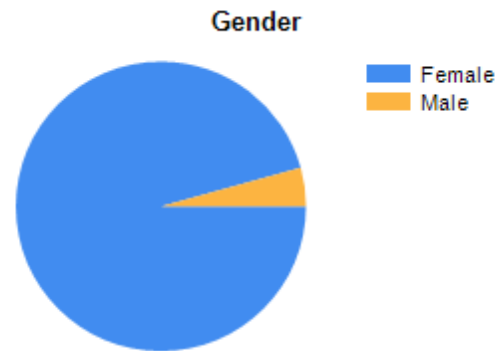
Goal Type	Payments For Credit
MBE	\$41,1
WBE	\$704,0



Ethnicity	Payments For Credit
Black American	\$43,467
Caucasian	\$701,733



Gender	Payments For Credit
Male	\$32,1
Female	\$713,0



State	Payments For Credit
IN	\$745,2

City	Payments For Credit
Fort Wayne	\$37,149

Contractor Payment Summary

List of primes and subcontractors that received payment between 1/1/2023 and 4/26/2023.

Gary	\$781
Jeffersonville	\$39,105
Knox	\$33,753
Lafayette	\$32,683
Logansport	\$301,671
New Palestine	\$8,059
South Bend	\$292,001

Total Paid for Credit \$745,201

Contractor Payment Summary

List of primes and subcontractors that received payment between 1/1/2023 and 4/26/2023.

Business Name	City	State	Goal Type	Ethnicity	Gender	Payments	Payments For Credit
1ST CLASS LOGISTICS LLC	SOUTH BEND	IN	MBE	Black American	Male	\$31,373	\$31,373
1ST CLASS LOGISTICS LLC	SOUTH BEND	IN	MBE			\$468	\$0
ACORN LANDSCAPING, LLC	SOUTH BEND	IN				\$86,809	\$0
AMGI, LLC	NEW PALESTINE	IN	MBE	Black American	Female	\$8,059	\$8,059
BOWEN ENGINEERING CORP	INDIANAPOLIS	IN				(\$30,792)	\$0
BUC CONSTRUCTION SUPPLY, INC.	LAFAYETTE	IN	WBE	Caucasian	Female	\$32,683	\$32,683
C E HUGHES MILLING, INC.	JEFFERSONVILLE	IN	WBE	Caucasian	Female	\$39,105	\$39,105
C. LEE CONSTRUCTION SERVICES, INC.	GARY	IN	MBE	Black American	Male	\$781	\$781
CARPET SERVICE OUTLET INC.	SOUTH BEND	IN	WBE	Caucasian	Female	\$15,000	\$15,000
CARPET SERVICE OUTLET INC.	SOUTH BEND	IN				(\$15,000)	\$0
HRP CONSTRUCTION, INC.	SOUTH BEND	IN				(\$123,667)	\$0
MILESTONE CONTRACTORS LP	INDIANAPOLIS	IN				(\$39,131)	\$0
MILESTONE CONTRACTORS NORTH, INC	SOUTH BEND	IN				(\$46,490)	\$0
MONTGOMERY TRUCKING INC., OF INDIANA	FORT WAYNE	IN	WBE	Caucasian	Female	\$37,149	\$37,149
RIETH-RILEY CONSTRUCTION CO., INC.	SOUTH BEND	IN				(\$125,931)	\$0
RITSCHARD BROS., INC.	SOUTH BEND	IN	WBE	Caucasian	Female	\$224,007	\$224,007
RITSCHARD BROS., INC.	SOUTH BEND	IN				(\$127,850)	\$0
SLATILE ROOFING AND SHEET METAL CO., INC.	SOUTH BEND	IN				\$42,218	\$0
SLUSSERS GREEN THUMB, INC.	LOGANSPORT	IN	WBE	Caucasian	Female	\$301,671	\$301,671
STATE BARRICADING, INC.	SOUTH BEND	IN	WBE	Caucasian	Female	\$18,366	\$18,366
TRAFFIC CONTROL SPECIALISTS, INC	KNOX	IN	WBE	Caucasian	Female	\$33,753	\$33,753
V & R TRUCKING, INC.	SOUTH BEND	IN	WBE	Black American	Female	\$2,335	\$2,335
V & R TRUCKING, INC.	SOUTH BEND	IN	MBE	Black American	Female	\$920	\$920

\$745,201