

**January Report (December 1-31)  
Inclusive Procurement Contracting Board  
Department of Public Works Report**

**1. BPW Awarded Contracts (January 2023)**

**BPW Meeting 12/13/2023**

No projects with goals

**BPW Meeting 12/20/2023**

Five (5) Projects with goals. Four (4) Projects met goals. One (1) Project met goals by demonstrating GFE.

Wastewater Treatment Plant Masonry Improvements (Bid)

Slatile Roofing and Sheet Metal for \$455,601

Goals were met: 0.046% M and 3.47% W

Neighborhood Infrastructure - Longfellow Ave. and South St. (Bid)

Rieth-Riley Construction Co., Inc. for \$441,412.72

Goals were met: 2.79% M and 5.13% W

Neighborhood Infrastructure - Ford and Walnut (Bid)

Milestone Contractors North for \$442,524

**2. Project Completion Affidavits for January 2023**

**BPW Meeting 11/8/2022**

Hope Ave. Homes Sanitary Sewer Line Extension

VPA Athletic Court Renovations

Change in utilization plan?

NA

Yes

Notes: i.e. reason for change in utilization plan/if no goals why?

This project did not have goals as it was a privately funded project, not a city project.

MWBE Goals were both exceeded for this project. This change in utilization was approved.

**BPW Meeting 11/22/2022**

2021 Contractor Paving, Round III

Airport Annexation Area Water Main Extension

Studebaker National Museum Roof Restoration and Replacement

Yes

Yes

Yes

A change in utilization plan was approved due to trucking shortage.

A change in utilization plan was approved. Shoulder of road did not need to be taken out therefore, changes in utilization plan for all subs. This resulted from owner directed change.

A change in utilization plan was approved. Goals were exceeded - additional material was purchased through the M/WBE vendor.

**3. Total Dollars Committed by MWBE Goals**

| 2021 | Awarded         | Paid            |
|------|-----------------|-----------------|
| MBE  | \$ 921,703.00   | \$ 258,458.00   |
| WBE  | \$ 2,558,746.00 | \$ 607,849.00   |
| 2022 | Awarded         | Paid            |
| MBE  | \$ 616,472.00   | \$ 609,398.00   |
| WBE  | \$ 879,879.00   | \$ 1,487,842.00 |

**4. Challenges (if any)**

N/A

**5. Projects on the Horizon**

**December Requests To Advertise (RTA)**

MarMain Apartments Roof Replacement

Pure Green Farms Site Improvements

## 2022 Contractor Payment Summary

List of primes and subcontractors that received payment between 1/1/2022 and 12/27/2022.

| Business Name                             | City           | Goal Type | Ethnicity                   | Gender | Payments    |
|---|----------------|-----------|-----------------------------|--------|-------------|
| 1ST CLASS LOGISTICS LLC                   | SOUTH BEND     | MBE       | Black American              | Male   | \$203,599   |
| ACORN LANDSCAPING, LLC                    | SOUTH BEND     |           |                             |        | \$37,560    |
| ALL PURPOSE ERECTORS, INC.                | LEBANON        |           |                             |        | \$298,000   |
| BOWEN ENGINEERING CORP                    | INDIANAPOLIS   |           |                             |        | \$32,253    |
| BUC CONSTRUCTION SUPPLY, INC.             | LAFAYETTE      | WBE       | Caucasian                   | Female | \$244,315   |
| C E HUGHES MILLING, INC.                  | JEFFERSONVILLE | WBE       | Caucasian                   | Female | \$95,222    |
| C&S MASONRY RESTORATION, LLC              | SOUTH BEND     |           |                             |        | \$190,505   |
| C. LEE CONSTRUCTION SERVICES, INC.        | GARY           | MBE       | Black American              | Male   | \$31,219    |
| CARPET SERVICE OUTLET INC.                | SOUTH BEND     |           |                             |        | \$170,950   |
| DLZ INDUSTRIAL, LLC                       | BURNS HARBOR   | MBE       | Subcontinent Asian American | Male   | \$13,650    |
| G E MARSHALL INC                          | VALPARAISO     |           |                             |        | \$97,003    |
| GREEN DEMOLITION CONTRACTORS INCORPORATED | MICHIGAN CITY  |           |                             |        | \$352,491   |
| HAWK ENTERPRISES, INC.                    | CROWN POINT    | WBE       | Caucasian                   | Female | \$595,115   |
| HRP CONSTRUCTION, INC.                    | SOUTH BEND     |           |                             |        | \$1,594,292 |
| JBL SIGNALS AND LIGHTING, LLC             | SOUTH BEND     | MBE       |                             |        | \$6,116     |
| JBL SIGNALS AND LIGHTING, LLC             | SOUTH BEND     | MBE       |                             |        | \$54,709    |
| JMH ROOFING COMPANY, INC                  | INDIANAPOLIS   | WBE       | Hispanic American           | Female | \$60,022    |
| JMH ROOFING COMPANY, INC                  | INDIANAPOLIS   | MBE       | Hispanic American           | Female | \$50,139    |
| K & S ENGINEERS, INC                      | LOMBARD        | MBE       | Asian-Pacific American      | Male   | \$3,622     |
| K B ENTERPRISE INC                        | NEW CARLISLE   | WBE       | Caucasian                   | Female | \$2,488     |
| KENNEDY EXPRESSLINE INC                   | SOUTH BEND     | MBE       | Black American              | Male   | \$84,364    |
| LARSON-DANIELSON CONSTRUCTION             | LA PORTE       |           |                             |        | \$788,905   |
| MIDLAND ENGINEERING COMPANY, INC.         | SOUTH BEND     |           |                             |        | \$1,066,309 |
| MILESTONE CONTRACTORS LP                  | INDIANAPOLIS   |           |                             |        | \$1,661,563 |
| MILESTONE CONTRACTORS NORTH, INC          | SOUTH BEND     |           |                             |        | \$431,977   |
| MODERN EDGE LLC                           | VALPARAISO     | WBE       | Caucasian                   | Female | \$10,131    |
| MONTGOMERY TRUCKING INC., OF INDIANA      | FORT WAYNE     | WBE       | Caucasian                   | Female | \$113,044   |
| PREMIUM CONCRETE SERVICES, INC            | ELKHART        |           |                             |        | (\$23,244)  |
| RIETH-RILEY CONSTRUCTION CO., INC.        | SOUTH BEND     |           |                             |        | \$5,055,203 |
| RITSCHARD BROS., INC.                     | SOUTH BEND     | WBE       | Caucasian                   | Female | (\$8,465)   |
| S & J CAULKING LLC                        | INDIANAPOLIS   | MBE       |                             | Female | \$27,376    |
| SELGE CONSTRUCTION CO INC                 | NILES          |           |                             |        | \$280,620   |
| SLATILE ROOFING AND SHEET METAL CO., INC. | SOUTH BEND     |           |                             |        | \$356,645   |
| SLUSSERS GREEN THUMB, INC.                | LOGANSPOUT     | WBE       | Caucasian                   | Female | \$139,258   |
| STATE BARRICADING, INC.                   | SOUTH BEND     | WBE       | Caucasian                   | Female | \$119,278   |
| THE ROBERT HENRY CORPORATION              | SOUTH BEND     |           |                             |        | \$791,064   |
| TRAFFIC CONTROL SPECIALISTS, INC          | KNOX           | WBE       | Caucasian                   | Female | \$106,574   |
| TRUCKS R US                               | SOUTH BEND     | MBE       | Caucasian                   | Male   | \$2,801     |
| TRUCKS R US                               | SOUTH BEND     |           |                             |        | \$54,593    |
| US HYDROVAC INC.                          | INDIANAPOLIS   | MBE       | Asian-Pacific American      | Male   | \$3,729     |
| V & R TRUCKING, INC.                      | SOUTH BEND     | MBE       | Black American              | Female | \$182,781   |
| V & R TRUCKING, INC.                      | SOUTH BEND     | WBE       | Black American              | Female | \$10,859    |

# 2022 Contractor Payment Summary

List of primes and subcontractors that received payment between 1/1/2022 and 12/27/2022.

| City           | Payments For Credit |
|----------------|---------------------|
| Burns Harbor   | \$13,650            |
| Crown Point    | \$595,115           |
| Fort Wayne     | \$113,044           |
| Gary           | \$31,219            |
| Indianapolis   | \$141,267           |
| Jeffersonville | \$95,222            |
| Knox           | \$106,574           |
| Lafayette      | \$244,315           |
| Logansport     | \$139,258           |
| Lombard        | \$3,622             |
| New Carlisle   | \$2,488             |
| South Bend     | \$601,333           |
| Valparaiso     | \$10,131            |



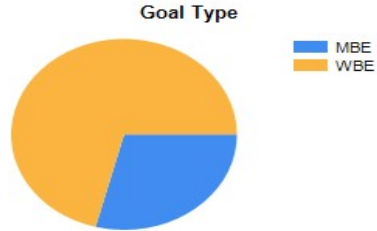
# 2022 Contractor Payment Summary

List of primes and subcontractors that received payment between 1/1/2022 and 12/27/2022.

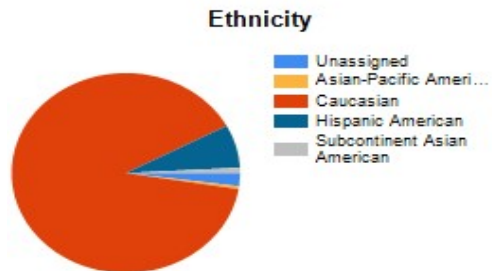
**Total Paid: \$15,388,636**

**Total For Credit: \$2,097,239**

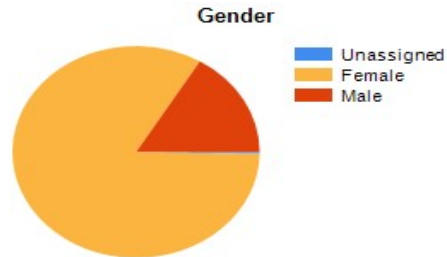
| Goal Type | Payments For Credit |
|-----------|---------------------|
| MBE       | \$609,397           |
| WBE       | \$1,487,842         |



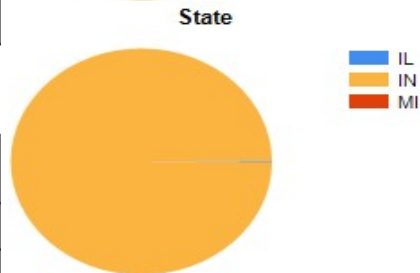
| Ethnicity                   | Payments For Credit |
|-----------------------------|---------------------|
| Unassigned                  | \$33,492            |
| Asian-Pacific American      | \$7,352             |
| Black American              | \$512,823           |
| Caucasian                   | \$1,419,762         |
| Hispanic American           | \$110,161           |
| Subcontinent Asian American | \$13,650            |



| Gender     | Payments For Credit |
|------------|---------------------|
| Male       | \$342,985           |
| Unassigned | \$6,116             |
| Female     | \$1,748,138         |



| State | Payments For Credit |
|-------|---------------------|
| IL    | \$3,622             |
| IN    | \$2,093,617         |



# 2022 Contractor Payment Summary

For credit and paid primes and subcontractors between 1/1/2022 and 12/27/2022

## MBE

| Department   | Contract Type | Contract Category     | Goal Type | Vendor Type   | Ethnicity                   | Gender     | Payment Amount   | Vendor Count |
|--------------|---------------|-----------------------|-----------|---------------|-----------------------------|------------|------------------|--------------|
| Public Works | Construction  | Land Improvements     | MBE       | Prime         | Caucasian                   | Male       | \$2,801          | 1            |
| Public Works | Construction  | Streets and Alleys    | MBE       | Subcontractor | Subcontinent Asian American | Male       | \$13,650         | 1            |
| Public Works | Construction  | Building Improvements | MBE       | Subcontractor | Hispanic American           | Female     | \$50,139         | 2            |
| Public Works | Construction  | Streets and Alleys    | MBE       | Subcontractor | Black American              | Male       | \$190,174        | 10           |
| Public Works | Construction  | Building Improvements | MBE       | Subcontractor | Asian-Pacific American      | Male       | \$3,622          | 1            |
| Public Works | Construction  | Land Improvements     | MBE       | Subcontractor | Asian-Pacific American      | Male       | \$3,729          | 1            |
| Public Works | Construction  | Streets and Alleys    | MBE       | Subcontractor | Black American              | Female     | \$83,470         | 3            |
| Public Works | Construction  | Building Improvements | MBE       | Subcontractor | Unassigned                  | Unassigned | \$6,116          | 1            |
| Public Works | Construction  | Building Improvements | MBE       | Subcontractor | Unassigned                  | Female     | \$27,376         | 1            |
| Public Works | Construction  | Land Improvements     | MBE       | Subcontractor | Black American              | Male       | \$121,179        | 12           |
| Public Works | Construction  | Land Improvements     | MBE       | Subcontractor | Black American              | Female     | \$99,312         | 3            |
| Public Works | Construction  | Major Projects        | MBE       | Subcontractor | Black American              | Male       | \$7,830          | 1            |
|              |               |                       |           |               |                             |            | <b>\$609,398</b> |              |

## WBE

| Department   | Contract Type | Contract Category     | Goal Type | Vendor Type   | Ethnicity         | Gender | Payment Amount     | Vendor Count |
|--------------|---------------|-----------------------|-----------|---------------|-------------------|--------|--------------------|--------------|
| Public Works | Construction  | Land Improvements     | WBE       | Subcontractor | Black American    | Female | \$6,368            | 3            |
| Public Works | Construction  | Streets and Alleys    | WBE       | Subcontractor | Caucasian         | Female | \$1,178,381        | 24           |
| Public Works | Construction  | Building Improvements | WBE       | Subcontractor | Caucasian         | Female | \$35,405           | 2            |
| Public Works | Construction  | Building Improvements | WBE       | Subcontractor | Hispanic American | Female | \$60,022           | 3            |
| Public Works | Construction  | Streets and Alleys    | WBE       | Subcontractor | Black American    | Female | \$4,491            | 1            |
| Public Works | Construction  | Land Improvements     | WBE       | Subcontractor | Caucasian         | Female | \$89,825           | 9            |
| Public Works | Construction  | Major Projects        | WBE       | Subcontractor | Caucasian         | Female | \$113,350          | 2            |
|              |               |                       |           |               |                   |        | <b>\$1,487,842</b> |              |

# 2022

# For Credit Contract Awards

For credit primes and subcontractors on contracts awarded between 1/1/2022 and 12/27/2022

## MBE

| Department   | Contract Type | Contract Category     | Goal Type | Vendor Type   | Ethnicity              | Gender     | Award Amount     | Vendor Count |
|--------------|---------------|-----------------------|-----------|---------------|------------------------|------------|------------------|--------------|
| Public Works | Construction  | Building Improvements | MBE       | Subcontractor | Unassigned             | Unassigned | \$5,735          | 1            |
| Public Works | Construction  | Building Improvements | MBE       | Subcontractor | Unassigned             | Female     | \$27,376         | 1            |
| Public Works | Construction  | Building Improvements | MBE       | Subcontractor | Asian-Pacific American | Male       | \$20,000         | 1            |
| Public Works | Construction  | Building Improvements | MBE       | Subcontractor | Black American         | Unassigned | \$4,114          | 1            |
| Public Works | Construction  | Building Improvements | MBE       | Subcontractor | Black American         | Male       | \$72,488         | 4            |
| Public Works | Construction  | Building Improvements | MBE       | Subcontractor | Hispanic American      | Female     | \$11,525         | 2            |
| Public Works | Construction  | Land Improvements     | MBE       | Subcontractor | Black American         | Female     | \$70,000         | 1            |
| Public Works | Construction  | Land Improvements     | MBE       | Subcontractor | Black American         | Male       | \$120,407        | 10           |
| Public Works | Construction  | Streets and Alleys    | MBE       | Subcontractor | Black American         | Female     | \$8,800          | 1            |
| Public Works | Construction  | Streets and Alleys    | MBE       | Subcontractor | Black American         | Male       | \$245,627        | 9            |
| Public Works | Construction  | Streets and Alleys    | MBE       | Subcontractor | Hispanic American      | Female     | \$30,400         | 1            |
|              |               |                       |           |               |                        |            | <b>\$616,472</b> |              |

## WBE

| Department   | Contract Type | Contract Category     | Goal Type | Vendor Type   | Ethnicity         | Gender | Award Amount     | Vendor Count |
|--------------|---------------|-----------------------|-----------|---------------|-------------------|--------|------------------|--------------|
| Public Works | Construction  | Building Improvements | WBE       | Subcontractor | Black American    | Female | \$10,311         | 1            |
| Public Works | Construction  | Building Improvements | WBE       | Subcontractor | Caucasian         | Female | \$69,100         | 5            |
| Public Works | Construction  | Building Improvements | WBE       | Subcontractor | Hispanic American | Female | \$53,943         | 3            |
| Public Works | Construction  | Land Improvements     | WBE       | Subcontractor | Black American    | Female | \$30,088         | 2            |
| Public Works | Construction  | Land Improvements     | WBE       | Subcontractor | Caucasian         | Female | \$292,255        | 10           |
| Public Works | Construction  | Streets and Alleys    | WBE       | Subcontractor | Black American    | Female | \$4,500          | 1            |
| Public Works | Construction  | Streets and Alleys    | WBE       | Subcontractor | Caucasian         | Female | \$419,682        | 17           |
|              |               |                       |           |               |                   |        | <b>\$879,879</b> |              |

**February Report (Jan 1-31)**  
**Inclusive Procurement Contracting Board**  
**Department of Public Works Report**

**1. BPW Awarded Contracts (January 2022)**

Two (2) Projects Awarded, Two (2) Projects had goals  
 Two (2) Projects met goals.

**BPW Meeting 1/10/2023**

Two (2) Projects with Goals

Nexus Center Roof Replacement (Bid)  
 Slatile Roofing and Sheet Metal for \$214,812  
 Goals were met: 0.6% M and 2.1% W

Main Street Improvements between Dean St. and Sherwood St. (Bid)  
 Milestone Contractors North, Inc. for \$398,000  
 Goals were met: 3.2% M and 5.49% W

**BPW Meeting 1/24/2023**

Zero (0) Projects awarded with goals.

**2. Project Completion Affidavits for January 2023**

**BPW Meeting 1/10/2023**

Randolph Park Area Improvements

**Change in utilization plan?**

Yes

**Notes: Reason for change in utilization plan / If no goals why?**

This project had a change in Utilization Plan due to trucking availability

**BPW Meeting 1/24/2023**

Zero (0) Projects closed out

**3. Total Dollars Committed by MWBE Goals**

|     | 2021 | Awarded      | Paid            |
|-----|------|--------------|-----------------|
| MBE | \$   | 921,703.00   | \$ 258,458.00   |
| WBE | \$   | 2,558,746.00 | \$ 607,849.00   |
|     | \$   | 3,480,449.00 | \$ 866,307.00   |
|     | 2022 | Awarded      | Paid            |
| MBE | \$   | 616,472.00   | \$ 609,398.00   |
| WBE | \$   | 879,879.00   | \$ 1,487,842.00 |
|     | \$   | 1,496,351.00 | \$ 2,097,240.00 |
|     | 2023 | Awarded      | Paid            |
| MBE | \$   | 16,866.84    | \$ -            |
| WBE | \$   | 34,110.00    | \$ -            |
|     | \$   | 50,976.84    | \$ -            |

**4. Challenges (if any)**

N/A

**5. Projects on the Horizon**

**December Requests To Advertise (RTA)**

Mar Main Apartments Roof Replacement

Opened 1/24/2023. Will Award 2/14/2023

**January Requests To Advertise (RTA)**

Zero (0) Projects RTA



2023

**For Credit Contract Awards**

For credit primes and subcontractors on contracts awarded between 1/1/2023 and 1/30/2023

MBE

| Department   | Contract Type | Contract Category     | Goal Type | Vendor Type   | Ethnicity         | Gender | Award Amount    | Vendor Count | Vendor                   | Project  |
|--------------|---------------|-----------------------|-----------|---------------|-------------------|--------|-----------------|--------------|--------------------------|--|
| Public Works | Construction  | Building Improvements | MBE       | Subcontractor | Hispanic American | Female | \$4,067         | 1            | JMH Roofing Company, Inc | Nexus Center Site Improvements                             |
| Public Works | Construction  | Streets and Alleys    | MBE       | Subcontractor | Black American    | Male   | \$12,800        | 1            | 1st Class Logistics LLC  | Main Street Improvements between Dean St. and Sherwood St. |
|              |               |                       |           |               |                   |        | <b>\$16,867</b> |              |                          |  |

WBE

| Department   | Contract Type | Contract Category     | Goal Type | Vendor Type   | Ethnicity         | Gender | Award Amount    | Vendor Count | Vendor                   | Project  |
|--------------|---------------|-----------------------|-----------|---------------|-------------------|--------|-----------------|--------------|--------------------------|--|
| Public Works | Construction  | Building Improvements | WBE       | Subcontractor | Hispanic American | Female | \$12,201        | 1            | JMH Roofing Company, Inc | Nexus Center Site Improvements                             |
| Public Works | Construction  | Streets and Alleys    | WBE       | Subcontractor | Black American    | Female | \$3,200         | 1            | V & R Trucking, Inc.     | Main Street Improvements between Dean St. and Sherwood St. |
| Public Works | Construction  | Streets and Alleys    | WBE       | Subcontractor | Caucasian         | Female | \$18,710        | 1            | State Barricading, Inc.  | Main Street Improvements between Dean St. and Sherwood St. |
|              |               |                       |           |               |                   |        | <b>\$34,110</b> |              |                          |  |

**Contract Award & Payment Concentration**

Includes contracts awarded between 1/1/2023 and 1/30/2023

**Contract Award Detail**

| # | Business Name            | Award           | Award Percent | Ethnicity         | Gender | City         | State |
|---|--------------------------|-----------------|---------------|-------------------|--------|--------------|-------|
| 1 | State Barricading, Inc.  | \$18,710        | 36.70%        | Caucasian         | Female | South Bend   | IN    |
| 2 | JMH Roofing Company, Inc | \$16,267        | 31.91%        | Hispanic American | Female | Indianapolis | IN    |
| 3 | 1st Class Logistics LLC  | \$12,800        | 25.11%        | Black American    | Male   | South Bend   | IN    |
| 4 | V & R Trucking, Inc.     | \$3,200         | 6.28%         | Black American    | Female | South Bend   | IN    |
|   |                          | <b>\$50,977</b> |               |                   |        |              |       |

**Contract Payment Detail**

| # | Business Name | Payment | Payment Percent | Ethnicity | Gender | City | State |
|---|---------------|---------|-----------------|-----------|--------|------|-------|
|---|---------------|---------|-----------------|-----------|--------|------|-------|

No payments made to date: 1/30/23