



CITY OF SOUTH BEND, IN JAMES MUELLER, MAYOR
DEPARTMENT OF ADMINISTRATION AND FINANCE

2021 PROPOSED BUDGET

Budget Hearing #2: Baseline Spending
August 26, 2020

Budget Packet Contents

Baseline Spending Budget Hearing Presentation Slides	2-27
Baseline Spending Summary	28-36
Personnel Detail – Baseline Operations	37-47
Line-level Budget Detail – Baseline Spending	48-96



2021 Budget Hearing #2: Baseline Spending

August 26, 2020

1



Budget Feedback Survey

- <https://southbendin.gov/budget2021/>

You are here: [Home](#) / 2021 City Budget

2021 CITY BUDGET

AN INTRODUCTION TO THE CITY BUDGET



[Take our Budget Feedback Survey!](#)

2



Financial Overview

2021 Budget

3



Budget Overview

• Step 2: Revenue Projections

Revenue Category	2020 Original	2021 Proposed	Variance	Variance %
Property Taxes	77,482,325	77,077,028	(405,297)	-0.52%
Local Income Taxes	33,610,760	30,425,626	(3,185,134)	-9.48%
Intergov./ Shared Revenues	26,232,036	24,631,631	(1,600,405)	-6.10%
Intergov./ Grants	4,983,424	6,197,099	1,213,675	24.35%
Charges for Services	106,619,017	102,948,730	(3,670,287)	-3.44%
Fines, Forfeitures, and Fees	1,101,585	763,165	(338,420)	-30.72%
Licenses & Permits	2,077,890	2,074,477	(3,413)	-0.16%
Donations	4,027,743	3,659,306	(368,437)	-9.15%
Interest Earnings	3,148,908	2,391,529	(757,379)	-24.05%
Other Income	3,973,661	3,769,438	(204,223)	-5.14%
Debt Proceeds	4,329,076	8,000,000	3,670,924	84.80%
Interfund Transfers In	74,392,194	71,180,870	(3,211,324)	-4.32%
PILOT	6,221,791	6,154,321	(67,470)	-1.08%
Total Revenue	348,200,410	339,273,220	(8,927,190)	-2.56%

4



2021 Proposed Budget

	2020 Original	2021 Proposed	Variance	Variance %
Total Revenue	348,200,410	339,273,220	(8,927,190)	-2.56%

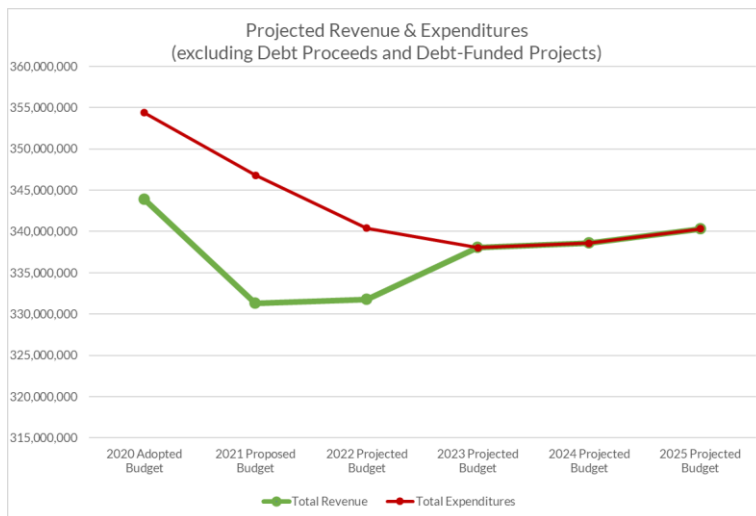
Spending Category	2020 Original	2021 Proposed	Variance	Variance %
Baseline Spending				
Interfund Transfers	74,408,130	71,302,956	(3,105,174)	-4.26%
Debt Service	33,928,733	34,336,317	407,584	0.19%
Essential Operations	143,081,430	143,089,285	7,855	-0.25%
Maintenance of Current Capital	24,107,506	21,382,215	(2,725,291)	-10.32%
Self-Insurance	22,432,992	22,827,312	394,320	1.76%
Strategic Spending				
Strategic Operations	18,413,372	17,715,365	(698,007)	-7.54%
Strategic Initiatives	42,331,406	44,532,491	2,201,085	6.99%
Total Expenses	358,703,569	355,185,941	(3,517,628)	-1.09%

Net	(10,503,159)	(15,912,721)	(5,409,562)	
------------	---------------------	---------------------	--------------------	--

5



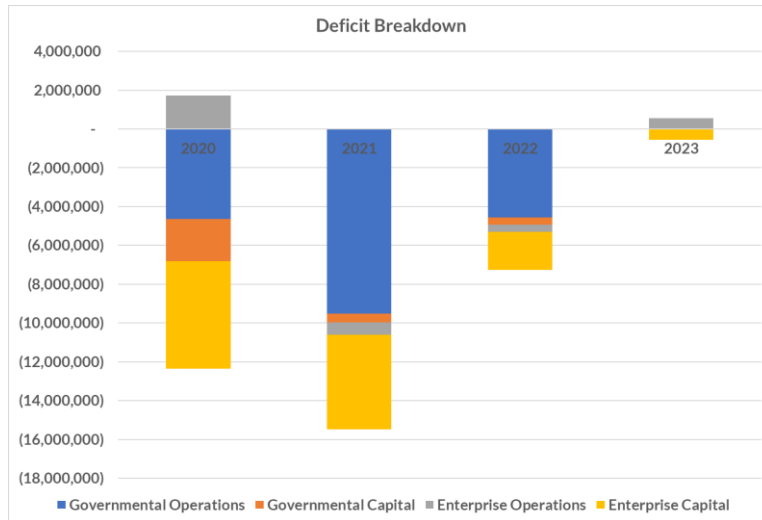
Three Years to Structural Balance



6



Three Years to Structural Balance

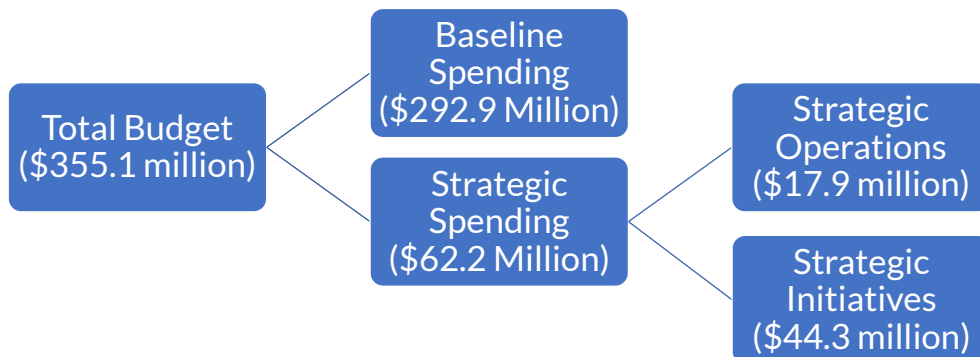


7



Budget Overview

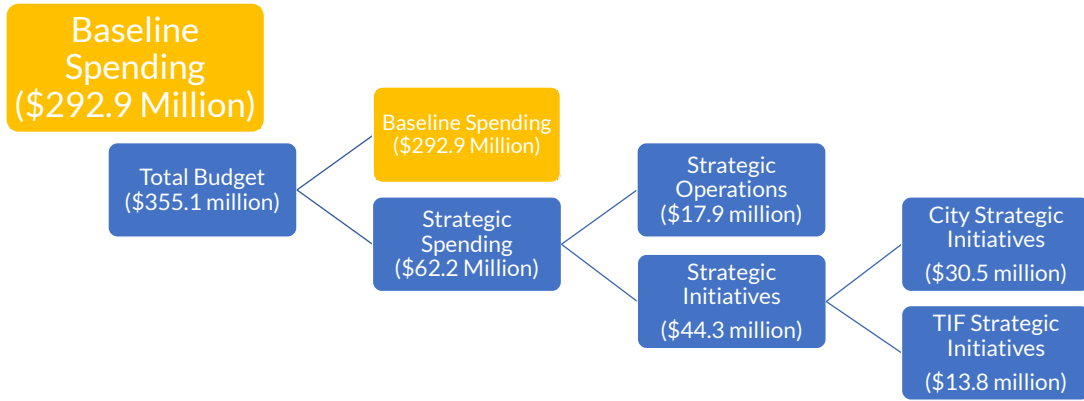
• Steps 3-4: Baseline & Strategic Spending Allocation



8



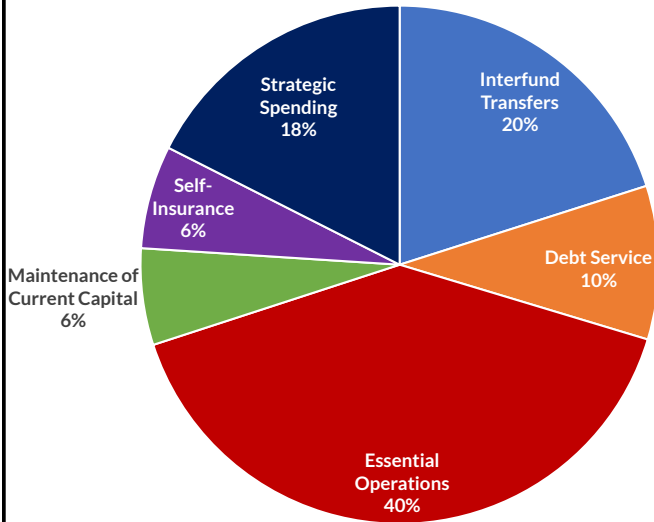
Budget Overview



Budget Overview

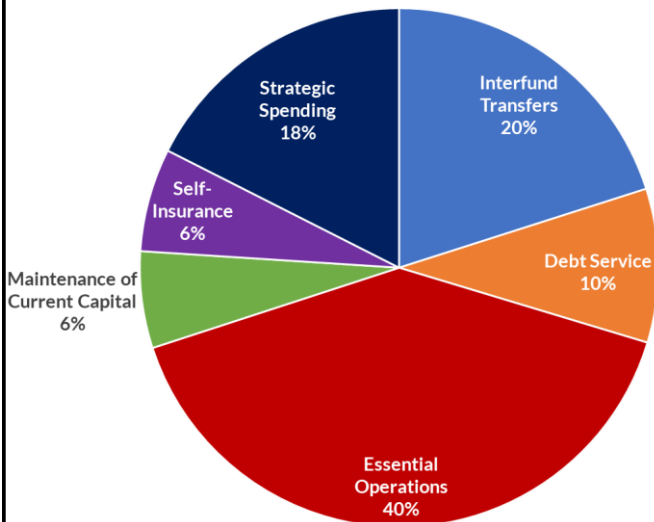
Baseline Spending (\$292.9 Million)

- Baseline Spending consists of spending that is central to the core responsibilities of the City: keeping residents safe and healthy, or spending that has already been committed to, such as debt service or the maintenance of current capital assets.
- During the budget process, the necessity of these expenditures is not questioned; rather, the budget process is designed to question how these functions can be performed in the most efficient manner.



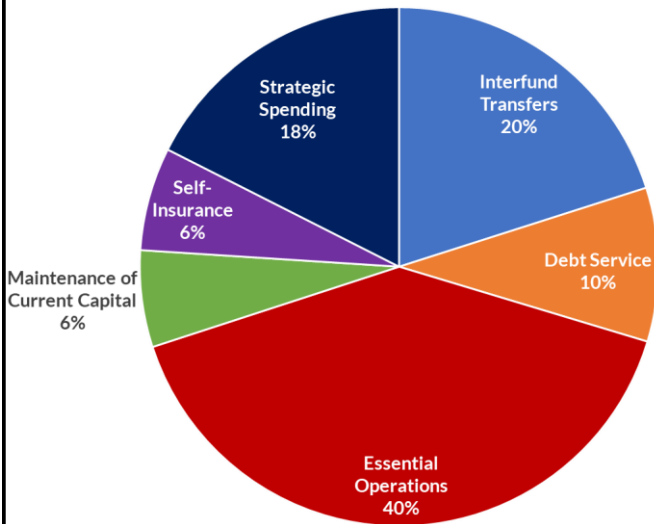
	2020 Adopted	2021 Proposed
Interfund Transfers	\$ 74,408,130	\$ 71,240,159
Debt Service	33,928,732	34,336,317
Essential Services		
Police	39,535,337	38,819,629
Fire/EMS	32,961,835	32,970,533
Water	13,669,420	13,391,098
Wastewater	18,875,823	19,135,277
Solid Waste	3,146,387	3,290,449
Streets	7,854,632	7,854,632
Park Maintenance	7,867,653	7,418,329
Neighborhood Code Enforcement	1,815,970	1,749,037
Administration*	16,075,631	17,289,599
Building Dept	1,278,742	1,170,702
Maintenance of Current Capital		
Fleet Replacement	6,652,376	3,265,500
Fleet & Building Maintenance	17,455,130	18,116,714
Self-Insurance		
Health Insurance	18,482,713	18,554,656
Liability Insurance	3,950,279	4,272,656
Total Baseline Spending		\$ 292,938,084

*Includes Common Council, Clerk's Office, Mayor's Office, Admin & Finance, Human Resources, Legal, Innovation & Technology, and Engineering



	2020 Adopted	2021 Proposed
Interfund Transfers	\$ 74,408,130	\$ 71,240,159
Debt Service	33,928,732	34,336,317
Essential Services		
Police	39,535,337	38,819,629
Fire/EMS	32,961,835	32,970,533
Water	13,669,420	13,391,098
Wastewater	18,875,823	19,135,277
Solid Waste	3,146,387	3,290,449
Streets	7,854,632	7,854,632
Park Maintenance	7,867,653	7,418,329
Neighborhood Code Enforcement	1,815,970	1,749,037
Administration*	16,075,631	17,289,599
Building Dept	1,278,742	1,170,702
Maintenance of Current Capital		
Fleet Replacement	6,652,376	3,265,500
Fleet & Building Maintenance	17,455,130	18,116,714
Self-Insurance		
Health Insurance	18,482,713	18,554,656
Liability Insurance	3,950,279	4,272,656
Total Baseline Spending		\$ 292,938,084

*Includes Common Council, Clerk's Office, Mayor's Office, Admin & Finance, Human Resources, Legal, Innovation & Technology, and Engineering

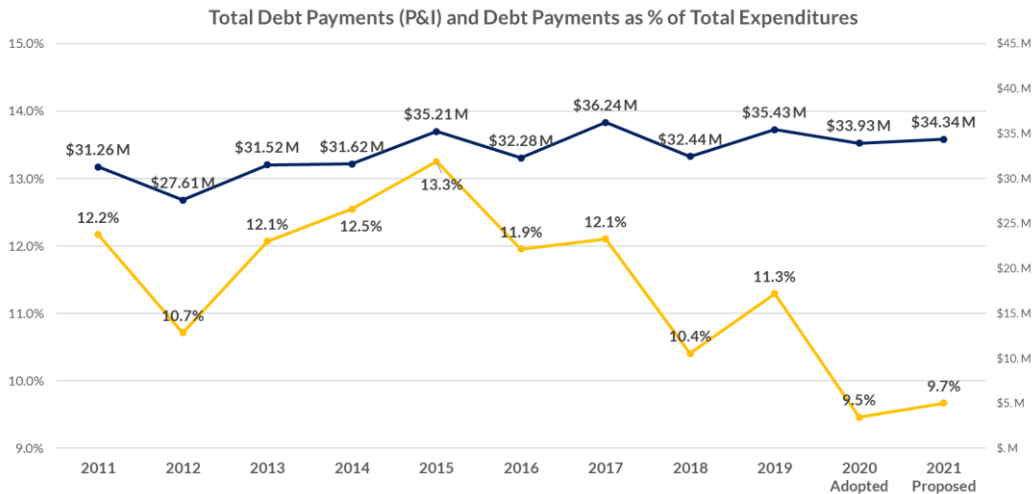


	2020 Adopted	2021 Proposed
Interfund Transfers	\$ 74,408,130	\$ 71,240,159
Debt Service	33,928,732	34,336,317
Essential Services		
Police	39,535,337	38,819,629
Fire/EMS	32,961,835	32,970,533
Water	13,669,420	13,391,098
Wastewater	18,875,823	19,135,277
Solid Waste	3,146,387	3,290,449
Streets	7,854,632	7,854,632
Park Maintenance	7,867,653	7,418,329
Neighborhood Code Enforcement	1,815,970	1,749,037
Administration*	16,075,631	17,289,599
Building Dept	1,278,742	1,170,702
Maintenance of Current Capital		
Fleet Replacement	6,652,376	3,265,500
Fleet & Building Maintenance	17,455,130	18,116,714
Self-Insurance		
Health Insurance	18,482,713	18,554,656
Liability Insurance	3,950,279	4,272,656
Total Baseline Spending		\$ 292,938,084

*Includes Common Council, Clerk's Office, Mayor's Office, Admin & Finance, Human Resources, Legal, Innovation & Technology, and Engineering

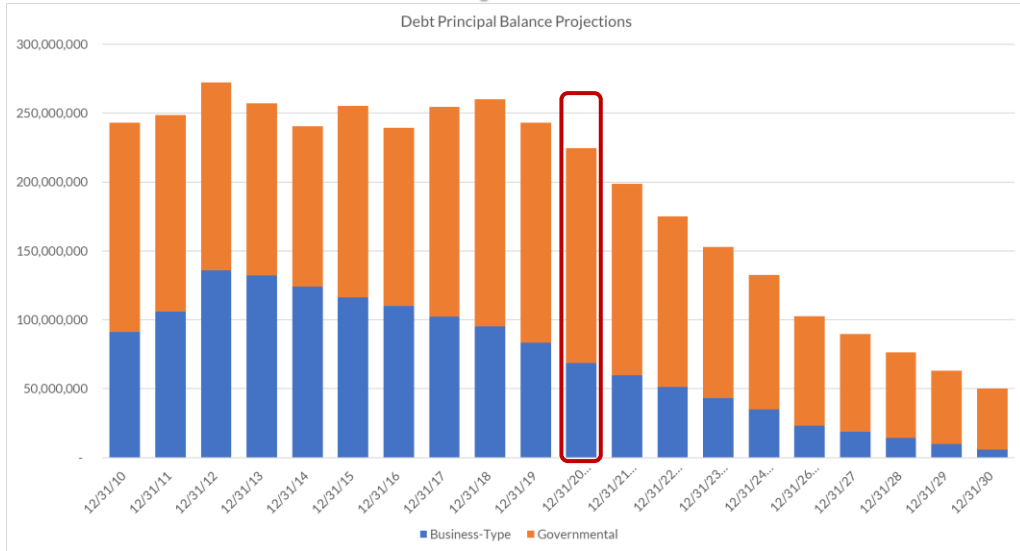


Debt Service

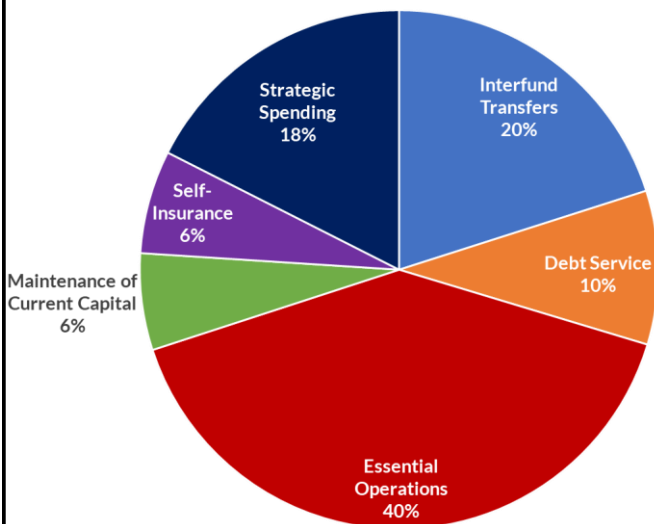




Debt Position: Principal Balance



15



	2020 Adopted	2021 Proposed
Interfund Transfers	\$ 74,408,130	\$ 71,240,159
Debt Service	33,928,732	34,336,317
Essential Services		
Police	39,535,337	38,819,629
Fire/EMS	32,961,835	32,970,533
Water	13,669,420	13,391,098
Wastewater	18,875,823	19,135,277
Solid Waste	3,146,387	3,290,449
Streets	7,854,632	7,854,632
Park Maintenance	7,867,653	7,418,329
Neighborhood Code Enforcement	1,815,970	1,749,037
Administration*	16,075,631	17,289,599
Building Dept	1,278,742	1,170,702
Maintenance of Current Capital		
Fleet Replacement	6,652,376	3,265,500
Fleet & Building Maintenance	17,455,130	18,116,714
Self-Insurance		
Health Insurance	18,482,713	18,554,656
Liability Insurance	3,950,279	4,272,656
Total Baseline Spending		\$ 292,938,084

*Includes Common Council, Clerk's Office, Mayor's Office, Admin & Finance, Human Resources, Legal, Innovation & Technology, and Engineering

16



2021 Proposed Budget – Personnel Salary Summary

- In general:
 - **Non-bargaining employees**: Increase tied to CPI-W index (index used to determine COLA for Social Security)
 - Currently estimated at 0.3% increase for 2021
 - **Fire**: Based on negotiated agreement; 2% increase
 - **Teamsters and Police**: Placeholders pending agreements

17



Police 2021 Operating Budget

Spending Category	2020 Original	2021 Proposed	Variance	Variance %
☐ Essential Operations				
☐ Police				
☐ Crime Lab				
Salaries & Wages	424,616	463,759	39,143	9.22%
Fringe Benefits	160,375	167,982	7,607	4.74%
Supplies	17,000	17,000	-	0.00%
Crime Lab Total	601,991	648,741	46,750	7.77%
☐ Police General				
Salaries & Wages	20,659,368	20,472,268	(187,100)	-0.91%
Fringe Benefits	6,887,958	6,678,157	(209,801)	-3.05%
Supplies	1,450,943	1,276,960	(173,983)	-11.99%
Printing & Advertising	24,721	24,721	-	0.00%
Professional Services	375,000	375,000	-	0.00%
Other Services & Charges	319,428	262,158	(57,270)	-17.93%
Travel	250	250	-	0.00%
Utilities	174,408	174,408	-	0.00%
Police General Total	29,892,076	29,263,922	(628,154)	-2.10%
☐ Police Pension	6,241,405	6,057,740	(183,665)	-2.94%
☐ PSAP	2,799,865	2,849,226	49,361	1.76%
Police Total	39,535,337	38,819,629	(715,708)	-1.81%

18



Police 2021 Personnel Changes

- Personnel Changes
 - Non-Bargaining – Position Reductions
 - 2 Records Specialist Positions
 - Director of Civilian Services
 - Sworn Officers
 - Reduction in budgeted officers from **243** in 2020 to **240** in 2021.
 - The 2021 budget reflects:
 - 232 sworn officers (down from 237 sworn officers in 2020)
 - 8 recruits (up from 6 recruits in 2020)
 - New Position: Crime Resource Specialist (2021 Salary Cap: \$50,000)

19



Police 2021 Operating Budget

Spending Category	2020 Original	2021 Proposed	Variance	Variance %
☐ Essential Operations				
☐ Police				
☐ Crime Lab				
Salaries & Wages	424,616	463,759	39,143	9.22%
Fringe Benefits	160,375	167,982	7,607	4.74%
Supplies	17,000	17,000	-	0.00%
Crime Lab Total	601,991	648,741	46,750	7.77%
☐ Police General				
Salaries & Wages	20,659,368	20,472,268	(187,100)	-0.91%
Fringe Benefits	6,887,958	6,678,157	(209,801)	-3.05%
Supplies	1,450,943	1,276,960	(173,983)	-11.99%
Printing & Advertising	24,721	24,721	-	0.00%
Professional Services	375,000	375,000	-	0.00%
Other Services & Charges	319,428	262,158	(57,270)	-17.93%
Travel	250	250	-	0.00%
Utilities	174,408	174,408	-	0.00%
Police General Total	29,892,076	29,263,922	(628,154)	-2.10%
☒ Police Pension	6,241,405	6,057,740	(183,665)	-2.94%
☒ PSAP	2,799,865	2,849,226	49,361	1.76%
Police Total	39,535,337	38,819,629	(715,708)	-1.81%

- Decrease in supplies is largely based on reduction of \$150,000 in gasoline budget, which is down to a level more in line with historical averages

20



Police 2021 Operating Budget

Spending Category	2020 Original	2021 Proposed	Variance	Variance %
Essential Operations				
Police				
Crime Lab				
Salaries & Wages	424,616	463,759	39,143	9.22%
Fringe Benefits	160,375	167,982	7,607	4.74%
Supplies	17,000	17,000	-	0.00%
Crime Lab Total	601,991	648,741	46,750	7.77%
Police General				
Salaries & Wages	20,659,368	20,472,268	(187,100)	-0.91%
Fringe Benefits	6,887,958	6,678,157	(209,801)	-3.05%
Supplies	1,450,943	1,276,960	(173,983)	-11.99%
Printing & Advertising	24,721	24,721	-	0.00%
Professional Services	375,000	375,000	-	0.00%
Other Services & Charges	319,428	262,158	(57,270)	-17.93%
Travel	250	250	-	0.00%
Utilities	174,408	174,408	-	0.00%
Police General Total	29,892,076	29,263,922	(628,154)	-2.10%
Police Pension	6,241,405	6,057,740	(183,665)	-2.94%
PSAP	2,799,865	2,849,226	49,361	1.76%
Police Total	39,535,337	38,819,629	(715,708)	-1.81%

- Police Pension Fund budget represents retirement benefits paid to members of the 1925 Fund or 1977 converted members. Most police officers have their pension managed by the State of Indiana
- Pension payments from the City are reimbursed by the state.

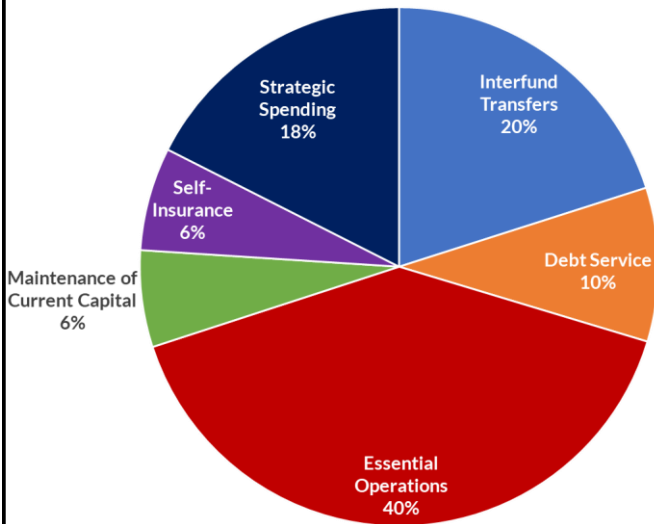
21



Police 2021 Operating Budget

Spending Category	2020 Original	2021 Proposed	Variance	Variance %
Essential Operations				
Police				
Crime Lab				
Salaries & Wages	424,616	463,759	39,143	9.22%
Fringe Benefits	160,375	167,982	7,607	4.74%
Supplies	17,000	17,000	-	0.00%
Crime Lab Total	601,991	648,741	46,750	7.77%
Police General				
Salaries & Wages	20,659,368	20,472,268	(187,100)	-0.91%
Fringe Benefits	6,887,958	6,678,157	(209,801)	-3.05%
Supplies	1,450,943	1,276,960	(173,983)	-11.99%
Printing & Advertising	24,721	24,721	-	0.00%
Professional Services	375,000	375,000	-	0.00%
Other Services & Charges	319,428	262,158	(57,270)	-17.93%
Travel	250	250	-	0.00%
Utilities	174,408	174,408	-	0.00%
Police General Total	29,892,076	29,263,922	(628,154)	-2.10%
Police Pension	6,241,405	6,057,740	(183,665)	-2.94%
PSAP	2,799,865	2,849,226	49,361	1.76%
Police Total	39,535,337	38,819,629	(715,708)	-1.81%

22



	2020 Adopted	2021 Proposed
Interfund Transfers	\$ 74,408,130	\$ 71,240,159
Debt Service	33,928,732	34,336,317
Essential Services		
Police	39,535,337	38,819,629
Fire/EMS	32,961,835	32,970,533
Water	13,669,420	13,391,098
Wastewater	18,875,823	19,135,277
Solid Waste	3,146,387	3,290,449
Streets	7,854,632	7,854,632
Park Maintenance	7,867,653	7,418,329
Neighborhood Code Enforcement	1,815,970	1,749,037
Administration*	16,075,631	17,289,599
Building Dept	1,278,742	1,170,702
Maintenance of Current Capital		
Fleet Replacement	6,652,376	3,265,500
Fleet & Building Maintenance	17,455,130	18,116,714
Self-Insurance		
Health Insurance	18,482,713	18,554,656
Liability Insurance	3,950,279	4,272,656
Total Baseline Spending		\$ 292,938,084

*Includes Common Council, Clerk's Office, Mayor's Office, Admin & Finance, Human Resources, Legal, Innovation & Technology, and Engineering



Fire 2021 Operating Budget

Spending Category	2020 Original	2021 Proposed	Variance	Variance %
Essential Operations				
Fire/EMS				
Fire General				
Salaries & Wages	19,530,595	19,804,079	273,484	1.40%
Fringe Benefits	6,786,006	6,764,080	(21,926)	-0.32%
Education & Training	106,000	86,000	(20,000)	-18.87%
Supplies	987,933	1,032,791	44,858	4.54%
Printing & Advertising	35,714	35,714	-	0.00%
Professional Services	304,610	284,610	(20,000)	-6.57%
Other Services & Charges	58,500	58,500	-	0.00%
Travel	35,500	35,500	-	0.00%
Utilities	317,666	373,000	55,334	17.42%
Fire General Total	28,162,524	28,474,274	311,750	1.11%
Fire Pension	4,799,311	4,496,259	(303,052)	-6.31%
Fire/EMS Total	32,961,835	32,970,533	8,698	0.03%

- No changes to personnel
- Sworn Firefighters: 256
- 2021 non-bargaining salary ordinance will be updated to reflect existing incentive payments made to EMS billers for receiving certification.

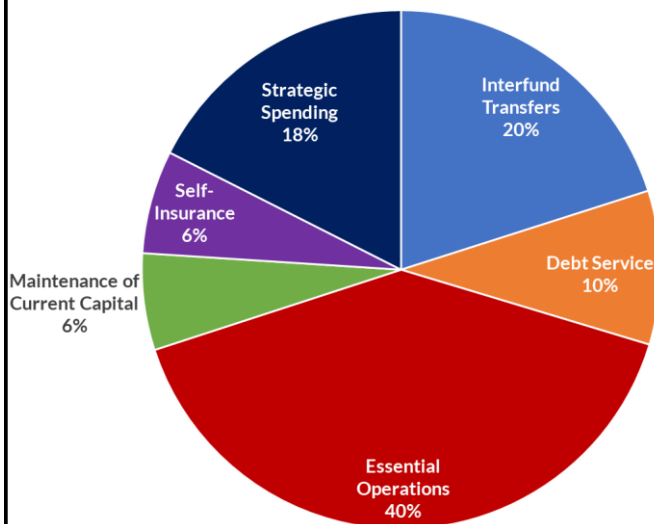


Fire 2021 Operating Budget

Spending Category	2020 Original	2021 Proposed	Variance	Variance %
Essential Operations				
Fire/EMS				
Fire General				
Salaries & Wages	19,530,595	19,804,079	273,484	1.40%
Fringe Benefits	6,786,006	6,764,080	(21,926)	-0.32%
Education & Training	106,000	86,000	(20,000)	-18.87%
Supplies	987,933	1,032,791	44,858	4.54%
Printing & Advertising	35,714	35,714	-	0.00%
Professional Services	304,610	284,610	(20,000)	-6.57%
Other Services & Charges	58,500	58,500	-	0.00%
Travel	35,500	35,500	-	0.00%
Utilities	317,666	373,000	55,334	17.42%
Fire General Total	28,162,524	28,474,274	311,750	1.11%
Fire Pension	4,799,311	4,496,259	(303,052)	-6.31%
Fire/EMS Total	32,961,835	32,970,533	8,698	0.03%

- Similarly, Fire Pension reflects benefit payments made to retired members of the 1937 Pension Plan or converted members of the 1977 plan. Most firefighters' pension is managed by the state.
- The state reimburses the City for pension payments made to firefighters.

25



	2020 Adopted	2021 Proposed
Interfund Transfers	\$ 74,408,130	\$ 71,240,159
Debt Service	33,928,732	34,336,317
Essential Services		
Police	39,535,337	38,819,629
Fire/EMS	32,961,835	32,970,533
Water	13,669,420	13,391,098
Wastewater	18,875,823	19,135,277
Solid Waste	3,146,387	3,290,449
Streets	7,854,632	7,854,632
Park Maintenance	7,867,653	7,418,329
Neighborhood Code Enforcement	1,815,970	1,749,037
Administration*	16,075,631	17,289,599
Building Dept	1,278,742	1,170,702
Maintenance of Current Capital		
Fleet Replacement	6,652,376	3,265,500
Fleet & Building Maintenance	17,455,130	18,116,714
Self-Insurance		
Health Insurance	18,482,713	18,554,656
Liability Insurance	3,950,279	4,272,656
Total Baseline Spending		\$ 292,938,084

*Includes Common Council, Clerk's Office, Mayor's Office, Admin & Finance, Human Resources, Legal, Innovation & Technology, and Engineering

26



Utilities Budget by Fund

Fund	Fund Description	12/31/2020				12/31/2021		Cash Reserve	
		Cash Balanc	Revenue	Expense	Surplus / Defi	Cash Balanc	Requiremer	Variance	
620	Water Works Operations	2,192,538	20,792,640	21,368,876	(576,236)	1,616,302	1,078,653	537,649	
622	Water Works Capital	3,304,385	3,641,244	2,573,000	1,068,244	4,372,629	-	4,372,629	
624	Water Works Customer Deposit	1,287,448	17,381	17,381	-	1,287,448	1,287,448	-	
625	Water Works Sinking (Debt Service)	286,131	1,535,817	1,535,817	-	286,131	286,131	-	
626	Water Works Bond Reserve	1,427,971	20,000	20,000	-	1,427,971	1,427,971	-	
629	Water Works Reserve Operations & Maintenance	3,102,529	41,884	41,884	-	3,102,529	2,770,305	332,224	
641	Sewage Works Operations	7,061,566	38,141,044	42,447,981	(4,306,937)	2,754,629	2,137,538	617,091	
642	Sewage Works Capital	3,609,044	6,247,299	5,855,000	392,299	4,001,343	-	4,001,343	
643	Sewage Works Reserve Operations & Maintenance	5,563,851	75,112	75,112	-	5,563,851	4,843,314	720,537	
649	Sewage Sinking (Debt Service)	1,135,745	7,815,322	7,799,989	15,333	1,151,078	1,148,238	2,840	
654	Sewage Works Customer Deposit	413,157	5,578	5,578	-	413,157	413,157	-	
667	Storm Sewer Fund	294,036	1,024,602	1,024,000	602	294,638	256,000	38,638	
.	Grand Total	29,678,401	79,357,923	82,764,618	(3,406,695)	26,271,706	15,648,755	10,622,951	

Note: these numbers include debt service, interfund transfers, capital projects, etc.

27



Utility Revenue Analysis

Revenue Category	2020 Original	2021 Proposed	Variance	Variance %
Charges for Services	59,541,073	57,406,955	(2,134,118)	-3.58%
Concrete Crew	23,644	-	(23,644)	-100.00%
Organic Resources	114,000	111,720	(2,280)	-2.00%
Storm Sewer	1,041,360	1,020,677	(20,683)	-1.99%
Wastewater	38,843,033	37,295,905	(1,547,128)	-3.98%
Water Works	19,519,036	18,978,653	(540,383)	-2.77%
Interest Earnings	495,000	438,246	(56,754)	-11.47%
Other Income	98,284	47,642	(50,642)	-51.53%
Interfund Transfers In	24,062,587	21,530,080	(2,532,507)	-10.52%
Total Revenue	84,196,944	79,422,923	(4,774,021)	-5.67%

28



Spending Category	2020 Original	2021 Proposed	Variance	Variance %
Essential Operations				
Water				
Salaries & Wages	3,665,888	3,694,444	28,556	0.78%
Fringe Benefits	1,526,296	1,532,758	6,462	0.42%
Education & Training	30,175	32,675	2,500	8.29%
PILOT	1,629,442	1,611,201	(18,241)	-1.12%
Supplies	1,681,960	1,430,772	(251,188)	-14.93%
Printing & Advertising	10,359	10,359	-	0.00%
Professional Services	774,500	676,560	(97,940)	-12.65%
Repairs & Maintenance	115,000	20,000	(95,000)	-82.61%
Other Services & Charges	3,383,350	3,539,879	156,529	4.63%
Travel	18,750	18,750	-	0.00%
Utilities	833,700	823,700	(10,000)	-1.20%
Water Total	13,669,420	13,391,098	(278,322)	-2.04%
Wastewater				
Salaries & Wages	5,277,776	5,375,518	97,742	1.85%
Fringe Benefits	2,090,324	2,111,374	21,050	1.01%
Education & Training	41,500	41,500	-	0.00%
PILOT	4,592,349	4,543,120	(49,229)	-1.07%
Supplies	2,230,976	2,013,489	(217,487)	-9.75%
Printing & Advertising	10,411	10,411	-	0.00%
Professional Services	1,601,000	2,301,000	700,000	43.72%
Repairs & Maintenance	0	0	-	-
Other Services & Charges	1,668,627	1,377,705	(290,922)	-17.43%
Travel	48,000	48,000	-	0.00%
Utilities	1,314,860	1,313,160	(1,700)	-0.13%
Wastewater Total	18,875,823	19,135,277	259,454	1.37%

- "Payment in Lieu of Taxes" (PILOT) represents payments made from the utilities to the General Fund. These payments are meant to reflect the amount of property taxes that the utilities would have to pay, if they were for-profit businesses instead of municipally owned.
- PILOT is calculated as 3% of net asset value

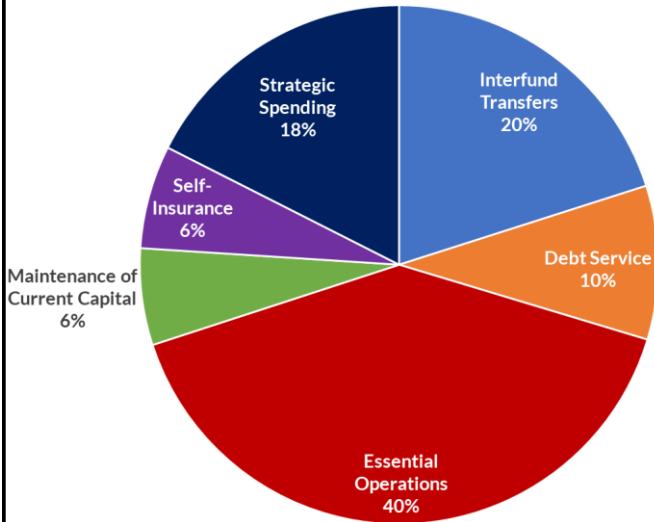
29



Spending Category	2020 Original	2021 Proposed	Variance	Variance %
Essential Operations				
Water				
Salaries & Wages	3,665,888	3,694,444	28,556	0.78%
Fringe Benefits	1,526,296	1,532,758	6,462	0.42%
Education & Training	30,175	32,675	2,500	8.29%
PILOT	1,629,442	1,611,201	(18,241)	-1.12%
Supplies	1,681,960	1,430,772	(251,188)	-14.93%
Printing & Advertising	10,359	10,359	-	0.00%
Professional Services	774,500	676,560	(97,940)	-12.65%
Repairs & Maintenance	115,000	20,000	(95,000)	-82.61%
Other Services & Charges	3,383,350	3,539,879	156,529	4.63%
Travel	18,750	18,750	-	0.00%
Utilities	833,700	823,700	(10,000)	-1.20%
Water Total	13,669,420	13,391,098	(278,322)	-2.04%
Wastewater				
Salaries & Wages	5,277,776	5,375,518	97,742	1.85%
Fringe Benefits	2,090,324	2,111,374	21,050	1.01%
Education & Training	41,500	41,500	-	0.00%
PILOT	4,592,349	4,543,120	(49,229)	-1.07%
Supplies	2,230,976	2,013,489	(217,487)	-9.75%
Printing & Advertising	10,411	10,411	-	0.00%
Professional Services	1,601,000	2,301,000	700,000	43.72%
Repairs & Maintenance	0	0	-	-
Other Services & Charges	1,668,627	1,377,705	(290,922)	-17.43%
Travel	48,000	48,000	-	0.00%
Utilities	1,314,860	1,313,160	(1,700)	-0.13%
Wastewater Total	18,875,823	19,135,277	259,454	1.37%

- Water Works Budget:
 - No personnel changes
 - Supplies: We will not need as many plumbing parts to do meter changes in 2021
- Wastewater / Organic Resources Budget
 - No personnel changes
 - Increase in Professional Services Budget for LTCP & WWTP upgrades design services.

30



	2020 Adopted	2021 Proposed
Interfund Transfers	\$ 74,408,130	\$ 71,240,159
Debt Service	33,928,732	34,336,317
Essential Services		
Police	39,535,337	38,819,629
Fire/EMS	32,961,835	32,970,533
Water	13,669,420	13,391,098
Wastewater	18,875,823	19,135,277
Solid Waste	3,146,387	3,290,449
Streets	7,854,632	7,854,632
Park Maintenance	7,867,653	7,418,329
Neighborhood Code Enforcement	1,815,970	1,749,037
Administration*	16,075,631	17,289,599
Building Dept	1,278,742	1,170,702
Maintenance of Current Capital		
Fleet Replacement	6,652,376	3,265,500
Fleet & Building Maintenance	17,455,130	18,116,714
Self-Insurance		
Health Insurance	18,482,713	18,554,656
Liability Insurance	3,950,279	4,272,656
Total Baseline Spending		\$ 292,938,084

*Includes Common Council, Clerk's Office, Mayor's Office, Admin & Finance, Human Resources, Legal, Innovation & Technology, and Engineering

31



Solid Waste Budget

Fund	Fund Description	12/31/2020				12/31/2021		Cash Reserve Requirement	Variance
		Cash Balance	Revenue	Expense	Surplus / Deficit	Cash Balance	Requirement		
610	Solid Waste Operations	(25,225)	5,551,737	6,538,076	(986,339)	(1,011,564)	671,079	(1,682,643)	
611	Solid Waste Capital	(28,458)	1,069,351	1,069,351	-	(28,458)	-	(28,458)	
.	Grand Total	(53,684)	6,621,088	7,607,427	(986,339)	(1,040,022)	671,079	(1,711,101)	

Note: these numbers include debt service, interfund transfers, capital projects, etc.

32

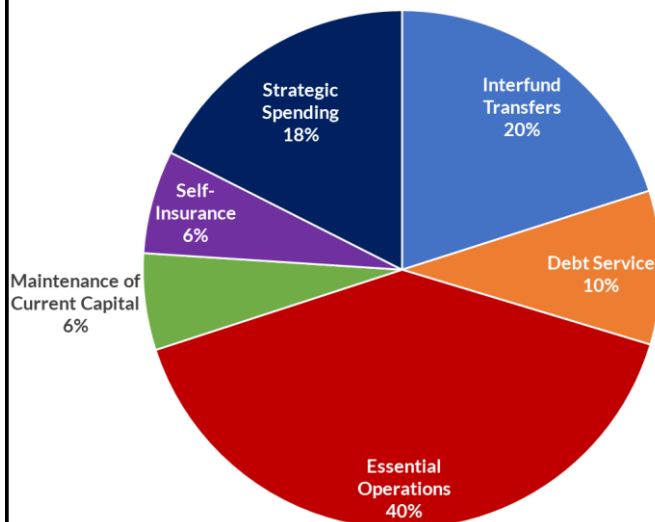


Solid Waste Operating Budget

Spending Category	2020 Original	2021 Proposed	Variance	Variance %
Essential Operations				
Solid Waste				
Salaries & Wages	1,132,274	1,146,617	14,343	1.27%
Fringe Benefits	518,320	521,476	3,156	0.61%
Education & Training	20,000	20,000	-	0.00%
Supplies	424,000	472,330	48,330	11.40%
Printing & Advertising	5,193	5,193	-	0.00%
Other Services & Charges	1,036,700	1,114,933	78,233	7.55%
Travel	9,900	9,900	-	0.00%
Solid Waste Total	3,146,387	3,290,449	144,062	4.58%

- No personnel changes
- Supplies increase is driven solely to gasoline cost
- Increase in "Other Services & Charges" is driven by expected increase in tipping fees (+\$92,000)

33



	2020 Adopted	2021 Proposed
Interfund Transfers	\$ 74,408,130	\$ 71,240,159
Debt Service	33,928,732	34,336,317
Essential Services		
Police	39,535,337	38,819,629
Fire/EMS	32,961,835	32,970,533
Water	13,669,420	13,391,098
Wastewater	18,875,823	19,135,277
Solid Waste	3,146,387	3,290,449
Streets	7,854,632	7,854,632
Park Maintenance	7,867,653	7,418,329
Neighborhood Code Enforcement	1,815,970	1,749,037
Administration*	16,075,631	17,289,599
Building Dept	1,278,742	1,170,702
Maintenance of Current Capital		
Fleet Replacement	6,652,376	3,265,500
Fleet & Building Maintenance	17,455,130	18,116,714
Self-Insurance		
Health Insurance	18,482,713	18,554,656
Liability Insurance	3,950,279	4,272,656
Total Baseline Spending		\$ 292,938,084

*Includes Common Council, Clerk's Office, Mayor's Office, Admin & Finance, Human Resources, Legal, Innovation & Technology, and Engineering

34

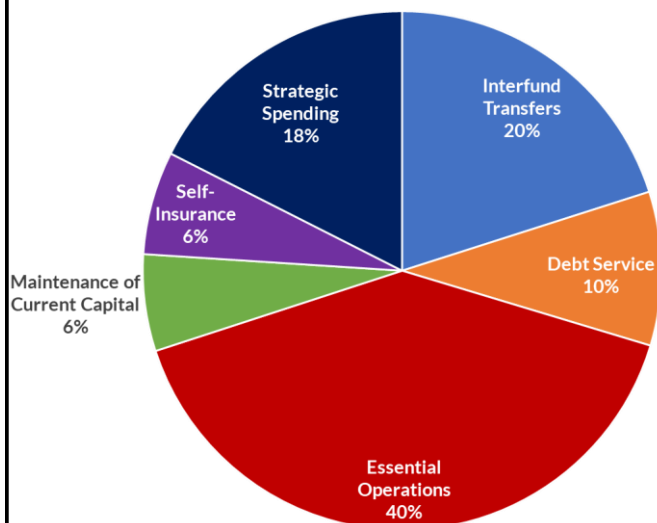


Streets Operating Budget

Spending Category	2020 Original	2021 Proposed	Variance	Variance %
Essential Operations				
Streets				
Salaries & Wages	2,852,799	2,889,267	36,468	1.28%
Fringe Benefits	1,189,808	1,194,368	4,560	0.38%
Education & Training	15,000	15,000	-	0.00%
Supplies	2,164,876	2,101,426	(63,450)	-2.93%
Printing & Advertising	5,240	2,750	(2,490)	-47.52%
Other Services & Charges	7,984	12,770	4,786	59.94%
Travel	15,000	5,000	(10,000)	-66.67%
Utilities	1,603,925	1,634,051	30,126	1.88%
Streets Total	7,854,632	7,854,632	-	0.00%

- Includes only spending from gas tax & wheel tax – additional spending allocated to streets from income tax or debt funding is not included in baseline spending
- This is the **internal** paving/crack sealing
- Outsourced paving and Curb & Sidewalk program will be discussed in the strategic spending session.

35



	2020 Adopted	2021 Proposed
Interfund Transfers	\$ 74,408,130	\$ 71,240,159
Debt Service	33,928,732	34,336,317
Essential Services		
Police	39,535,337	38,819,629
Fire/EMS	32,961,835	32,970,533
Water	13,669,420	13,391,098
Wastewater	18,875,823	19,135,277
Solid Waste	3,146,387	3,290,449
Streets	7,854,632	7,854,632
Park Maintenance	7,867,653	7,418,329
Neighborhood Code Enforcement	1,815,970	1,749,037
Administration*	16,075,631	17,289,599
Building Dept	1,278,742	1,170,702
Maintenance of Current Capital		
Fleet Replacement	6,652,376	3,265,500
Fleet & Building Maintenance	17,455,130	18,116,714
Self-Insurance		
Health Insurance	18,482,713	18,554,656
Liability Insurance	3,950,279	4,272,656
Total Baseline Spending		\$ 292,938,084

*Includes Common Council, Clerk's Office, Mayor's Office, Admin & Finance, Human Resources, Legal, Innovation & Technology, and Engineering

36



Spending Category	2020 Original	2021 Proposed	Variance	Variance %
Essential Operations				
Park Maintenance				
Park Administration				
Salaries & Wages	464,561	429,048	(35,513)	-7.64%
Fringe Benefits	174,780	156,310	(18,470)	-10.57%
Education & Training	1,425	1,425	-	0.00%
Supplies	12,000	12,000	-	0.00%
Printing & Advertising	1,000	1,000	-	0.00%
Professional Services	1,000	1,000	-	0.00%
Other Services & Charges	30,375	30,375	-	0.00%
Travel	4,750	4,750	-	0.00%
Park Administration Total	689,891	635,908	(53,983)	-7.82%
Park Maintenance				
Salaries & Wages	2,776,340	2,634,495	(141,845)	-5.11%
Fringe Benefits	1,074,528	1,043,830	(30,698)	-2.86%
Education & Training	20,075	11,000	(9,075)	-45.21%
Supplies	547,713	589,935	42,222	7.71%
Printing & Advertising	1,733	4,000	2,267	130.81%
Professional Services	0	200,000	200,000	
Repairs & Maintenance	7,500	7,500	-	0.00%
Other Services & Charges	1,429,626	971,414	(458,212)	-32.05%
Travel	2,250	2,250	-	0.00%
Utilities	577,630	577,630	-	0.00%
Park Maintenance Total	6,437,395	6,042,054	(395,341)	-6.14%
Potawatomi Greenhouse				
Grants & Subsidies	15,000	15,000	-	0.00%
Professional Services	660	660	-	0.00%
Other Services & Charges	2,300	2,300	-	0.00%
Utilities	22,407	22,407	-	0.00%
Potawatomi Greenhouse Total	40,367	40,367	-	0.00%
Potawatomi Zoo				
Grants & Subsidies	700,000	700,000	-	0.00%
Potawatomi Zoo Total	700,000	700,000	-	0.00%
Park Maintenance Total	7,867,653	7,418,329	(449,324)	-5.71%

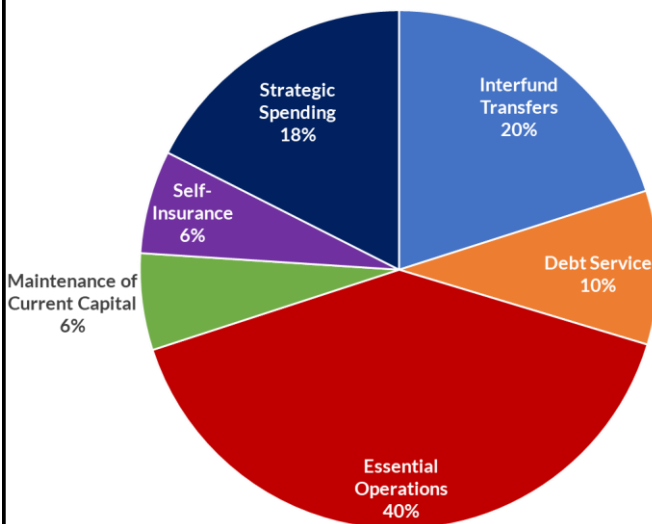
• Park Administration

- Reduction of 1 FTE – Financial Specialist (move from 3 to 2)

• Park Maintenance

- No personnel changes: reduction is driven by budgeting change to budget below salary cap.
- Services overall reduction of ~\$258,000:
 - Primarily driven by an accounting change in DTSB contract – no real net change on City.

37



	2020 Adopted	2021 Proposed
Interfund Transfers	\$ 74,408,130	\$ 71,240,159
Debt Service	33,928,732	34,336,317
Essential Services		
Police	39,535,337	38,819,629
Fire/EMS	32,961,835	32,970,533
Water	13,669,420	13,391,098
Wastewater	18,875,823	19,135,277
Solid Waste	3,146,387	3,290,449
Streets	7,854,632	7,854,632
Park Maintenance	7,867,653	7,418,329
Neighborhood Code Enforcement	1,815,970	1,749,037
Administration*	16,075,631	17,289,599
Building Dept	1,278,742	1,170,702
Maintenance of Current Capital		
Fleet Replacement	6,652,376	3,265,500
Fleet & Building Maintenance	17,455,130	18,116,714
Self-Insurance		
Health Insurance	18,482,713	18,554,656
Liability Insurance	3,950,279	4,272,656
Total Baseline Spending	\$ 292,938,084	

*Includes Common Council, Clerk's Office, Mayor's Office, Admin & Finance, Human Resources, Legal, Innovation & Technology, and Engineering

38

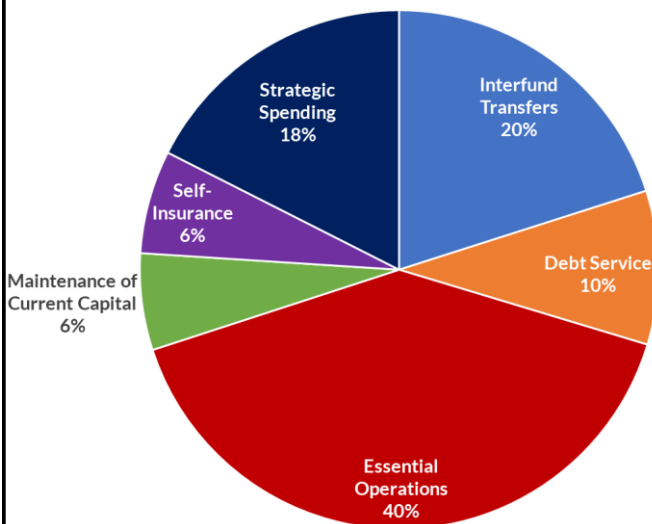


Neighborhood Code Enforcement Operating Budget

Spending Category	2020 Original	2021 Proposed	Variance	Variance %
Essential Operations				
Neighborhood Code Enforcement				
Salaries & Wages	910,798	885,655	(25,143)	-2.76%
Fringe Benefits	366,584	365,394	(1,190)	-0.32%
Education & Training	15,000	5,000	(10,000)	-66.67%
Supplies	50,600	50,600	-	0.00%
Printing & Advertising	21,288	21,288	-	0.00%
Professional Services	63,000	63,000	-	0.00%
Repairs & Maintenance	264,000	264,000	-	0.00%
Other Services & Charges	122,300	91,700	(30,600)	-25.02%
Travel	2,400	2,400	-	0.00%
Neighborhood Code Enforcement Total	1,815,970	1,749,037	(66,933)	-3.69%

- Does not include Animal Resource Center, NEAT Crew or RSVP – these will be discussed in Strategic Spending.
- No changes in full-time personnel; salaries reduction comes from reducing budget for part-time positions.

39



	2020 Adopted	2021 Proposed
Interfund Transfers	\$ 74,408,130	\$ 71,240,159
Debt Service	33,928,732	34,336,317
Essential Services		
Police	39,535,337	38,819,629
Fire/EMS	32,961,835	32,970,533
Water	13,669,420	13,391,098
Wastewater	18,875,823	19,135,277
Solid Waste	3,146,387	3,290,449
Streets	7,854,632	7,854,632
Park Maintenance	7,867,653	7,418,329
Neighborhood Code Enforcement	1,815,970	1,749,037
Administration*	16,075,631	17,289,599
Building Dept	1,278,742	1,170,702
Maintenance of Current Capital		
Fleet Replacement	6,652,376	3,265,500
Fleet & Building Maintenance	17,455,130	18,116,714
Self-Insurance		
Health Insurance	18,482,713	18,554,656
Liability Insurance	3,950,279	4,272,656
Total Baseline Spending		\$ 292,938,084

*Includes Common Council, Clerk's Office, Mayor's Office, Admin & Finance, Human Resources, Legal, Innovation & Technology, and Engineering

40



Administration Budget

Spending Category	2020 Original	2021 Proposed	Variance	Variance %
Essential Operations				
Administration				
Mayor	843,934	844,189	255	0.03%
City Clerk	507,719	487,815	(19,904)	-3.92%
Common Council	654,076	629,971	(24,105)	-3.69%
Finance	2,210,744	2,264,569	53,825	2.43%
Human Resources	846,815	863,125	16,310	1.93%
Legal Dept	1,477,370	1,398,027	(79,343)	-5.37%
Engineering	2,705,871	2,699,642	(6,229)	-0.23%
Information Technology	6,252,285	7,523,689	1,271,404	20.34%
311 Call Center	576,817	578,572	1,755	0.30%
Administration Total	16,075,631	17,289,599	1,213,968	7.55%

Note: City Clerk & Common Council budgets are placeholders and are not yet finalized for proposed 2021.

41

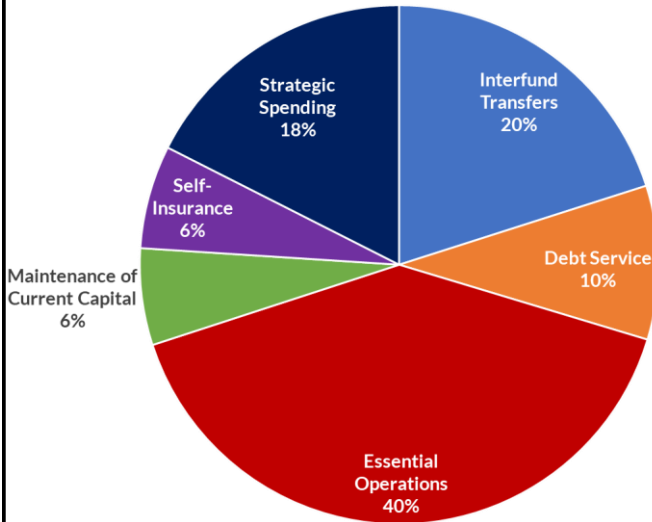


Innovation & Technology in 2021

Innovation & Technology 2021 (1.27M) variance driven by:

- ~\$16.5K to meet increased demand for mobile technology
 - Ex: new ipads and increased data plan costs
- ~ \$220K in new tools and projects
 - Ex: Project Management tool (Engineering), Civic Engagement Software (DCI), B2Gnow (Diversity & Inclusion), Council Chambers AV
- ~ \$435K non-annual security renewals/enhancements, lease renewals, and end of life equipment costs
 - Ex: Cisco Security Renewals, Duo Multifactor Authentication, end of life switch replacement and WAP refreshes, Firewall for PD
- ~\$600K in upgrades and new licensing costs across 30 existing tools
 - Ex: Kronos upgrades, ADSI records management upgrade for PD, ESO Fire Upgrade, FASTER licensing, Routeware licensing, Enquesta licensing, new GIS and Adobe licenses

42



	2020 Adopted	2021 Proposed
Interfund Transfers	\$ 74,408,130	\$ 71,240,159
Debt Service	33,928,732	34,336,317
Essential Services		
Police	39,535,337	38,819,629
Fire/EMS	32,961,835	32,970,533
Water	13,669,420	13,391,098
Wastewater	18,875,823	19,135,277
Solid Waste	3,146,387	3,290,449
Streets	7,854,632	7,854,632
Park Maintenance	7,867,653	7,418,329
Neighborhood Code Enforcement	1,815,970	1,749,037
Administration*	16,075,631	17,289,599
Building Dept	1,278,742	1,170,702
Maintenance of Current Capital		
Fleet Replacement	6,652,376	3,265,500
Fleet & Building Maintenance	17,455,130	18,116,714
Self-Insurance		
Health Insurance	18,482,713	18,554,656
Liability Insurance	3,950,279	4,272,656
Total Baseline Spending		\$ 292,938,084

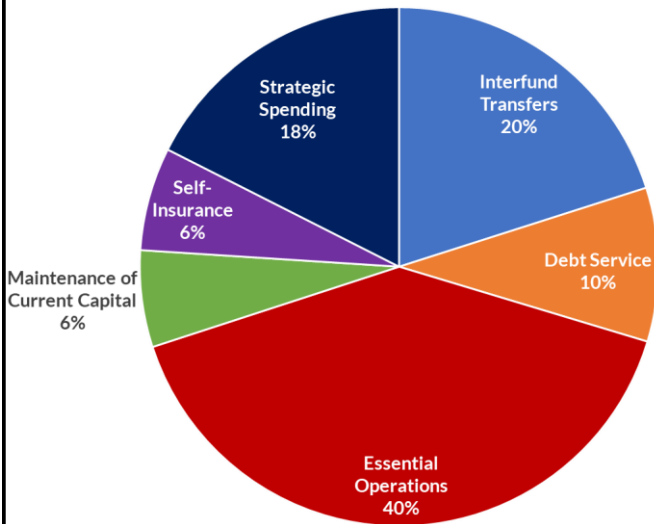
*Includes Common Council, Clerk's Office, Mayor's Office, Admin & Finance, Human Resources, Legal, Innovation & Technology, and Engineering



Building Department Operating Budget

Spending Category	2020 Original	2021 Proposed	Variance	Variance %
Essential Operations				
Building Dept				
Salaries & Wages	874,667	800,589	(74,078)	-8.47%
Fringe Benefits	339,734	314,474	(25,260)	-7.44%
Education & Training	3,500	3,500	-	0.00%
Supplies	19,576	16,361	(3,215)	-16.42%
Printing & Advertising	4,693	4,763	70	1.49%
Professional Services	10,000	8,000	(2,000)	-20.00%
Other Services & Charges	20,572	17,015	(3,557)	-17.29%
Travel	6,000	6,000	-	0.00%
Building Dept Total	1,278,742	1,170,702	(108,040)	-8.45%

- No personnel changes – change in salaries is based on budgeting assumption change only.



	2020 Adopted	2021 Proposed
Interfund Transfers	\$ 74,408,130	\$ 71,240,159
Debt Service	33,928,732	34,336,317
Essential Services		
Police	39,535,337	38,819,629
Fire/EMS	32,961,835	32,970,533
Water	13,669,420	13,391,098
Wastewater	18,875,823	19,135,277
Solid Waste	3,146,387	3,290,449
Streets	7,854,632	7,854,632
Park Maintenance	7,867,653	7,418,329
Neighborhood Code Enforcement	1,815,970	1,749,037
Administration*	16,075,631	17,289,599
Building Dept	1,278,742	1,170,702
Maintenance of Current Capital		
Fleet Replacement	6,652,376	3,265,500
Fleet & Building Maintenance	17,455,130	18,116,714
Self-Insurance		
Health Insurance	18,482,713	18,554,656
Liability Insurance	3,950,279	4,272,656
Total Baseline Spending		\$ 292,938,084

*Includes Common Council, Clerk's Office, Mayor's Office, Admin & Finance, Human Resources, Legal, Innovation & Technology, and Engineering



Fleet Replacement - 2021

Fire Department <ul style="list-style-type: none"> • (1) Medic • (1) Mid-Size Sedan Hybrid 	Code Enforcement <ul style="list-style-type: none"> • (1) Loader • (1) Dump Truck 	Police Department <ul style="list-style-type: none"> • (34) Police Vehicles • (2) Undercover vehicles 	Sewers <ul style="list-style-type: none"> • (2) Crew Truck • (1) Skid Loader w/attachments & trailer
Solid Waste <ul style="list-style-type: none"> • (1) ASL Dedicated CNG Unit 	Streets <ul style="list-style-type: none"> • (1) 5-Yard Front End Loader • (1) Tandem Axle Dump Truck • (1) Alley Maintainer • (1) Single Axle Dump Truck • (1) SUV • (1) Forklift 	Wastewater <ul style="list-style-type: none"> • (1) Bandit Beast Grinder Horizontal (OR) • (1) Trommel Screen Machine (OR) • (1) 3/4 Ton Cargo Van AWD • (3) Mule Utility Vehicle 	Water Works <ul style="list-style-type: none"> • (1) Dump Truck • (3) Mini Cargo Van w/CNG • (2) Truck 4WD w/CNG • (1) Truck 4WD w/Plow w/CNG • (1) Mid Size Car w/CNG • (1) Truck 2WD w/Tommy Gate w/CNG



Fleet & Building Maintenance

Spending Category	2020 Original	2021 Proposed	Variance	Variance %
▢ Fleet & Building Maintenance				
▣ Central Services	8,877,307	8,922,564	45,257	0.51%
▣ Mayor's Office	100	150	50	50.00%
▣ Building Department	25,000	25,000	-	0.00%
▣ Code Enforcement	160,350	159,750	(600)	-0.37%
▣ Community Investment	2,600	3,100	500	19.23%
▣ Fire	1,343,600	1,568,600	225,000	16.75%
▣ Police	1,042,027	980,199	(61,828)	-5.93%
▣ Public Works	4,634,568	5,182,701	548,133	11.83%
▣ Venues Parks & Arts	1,369,578	1,274,650	(94,928)	-6.93%
Fleet & Building Maintenance Total	17,455,130	18,116,714	661,584	3.79%

47

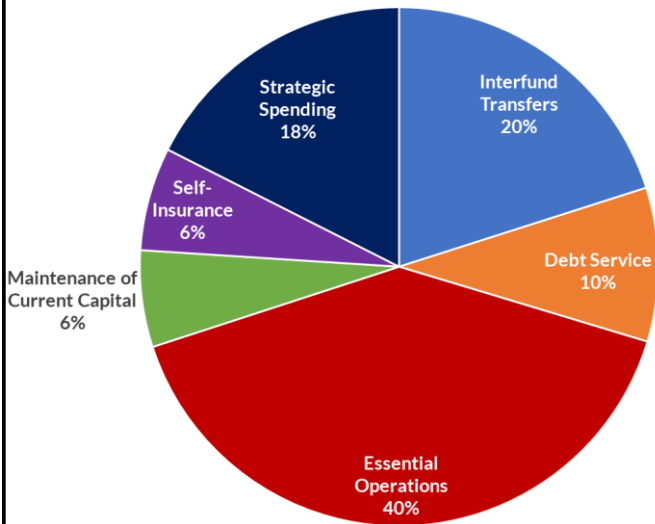


Fleet & Building Maintenance

Spending Category	2020 Original	2021 Proposed	Variance	Variance %
▢ Fleet & Building Maintenance				
▣ Central Services				
Salaries & Wages	2,092,572	2,079,577	(12,995)	-0.62%
Fringe Benefits	894,766	892,826	(1,940)	-0.22%
Education & Training	20,050	12,050	(8,000)	-39.90%
Supplies	4,870,798	4,923,730	52,932	1.09%
Printing & Advertising	7,821	4,642	(3,179)	-40.65%
Professional Services	13,000	8,500	(4,500)	-34.62%
Repairs & Maintenance	891,971	849,471	(42,500)	-4.76%
Other Services & Charges	17,405	16,950	(455)	-2.61%
Travel	4,000	1,850	(2,150)	-53.75%
Utilities	64,924	64,468	(456)	-0.70%
Capital	0	68,500	68,500	
Central Services Total	8,877,307	8,922,564	45,257	0.51%

- Central Services: No personnel changes or changes in operations.
- Labor rate for internal and external customers will increase in 2021:
 - Trucks - \$74 to \$79
 - Cars - \$66 to \$71
 - External - \$80 to \$85
- First labor rate increase in several years, and still significantly below the commercial average.

48



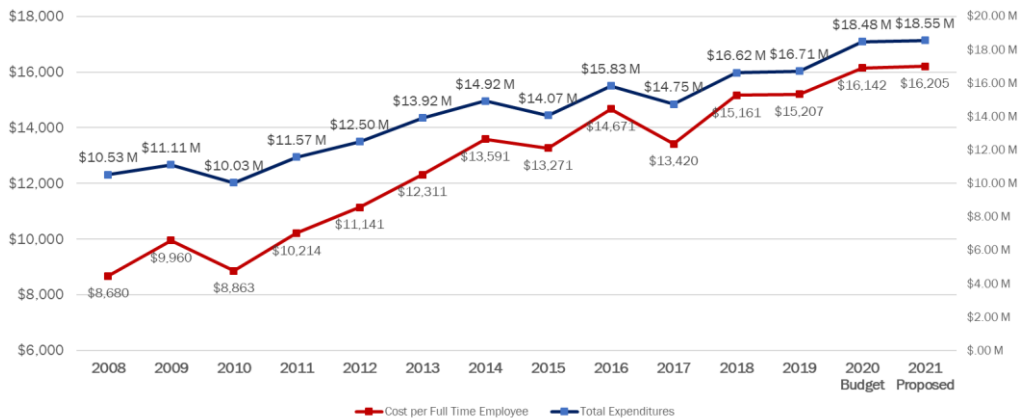
	2020 Adopted	2021 Proposed
Interfund Transfers	\$ 74,408,130	\$ 71,240,159
Debt Service	33,928,732	34,336,317
Essential Services		
Police	39,535,337	38,819,629
Fire/EMS	32,961,835	32,970,533
Water	13,669,420	13,391,098
Wastewater	18,875,823	19,135,277
Solid Waste	3,146,387	3,290,449
Streets	7,854,632	7,854,632
Park Maintenance	7,867,653	7,418,329
Neighborhood Code Enforcement	1,815,970	1,749,037
Administration*	16,075,631	17,289,599
Building Dept	1,278,742	1,170,702
Maintenance of Current Capital		
Fleet Replacement	6,652,376	3,265,500
Fleet & Building Maintenance	17,455,130	18,116,714
Self-Insurance		
Health Insurance	18,482,713	18,554,656
Liability Insurance	3,950,279	4,272,656
Total Baseline Spending		\$ 292,938,084

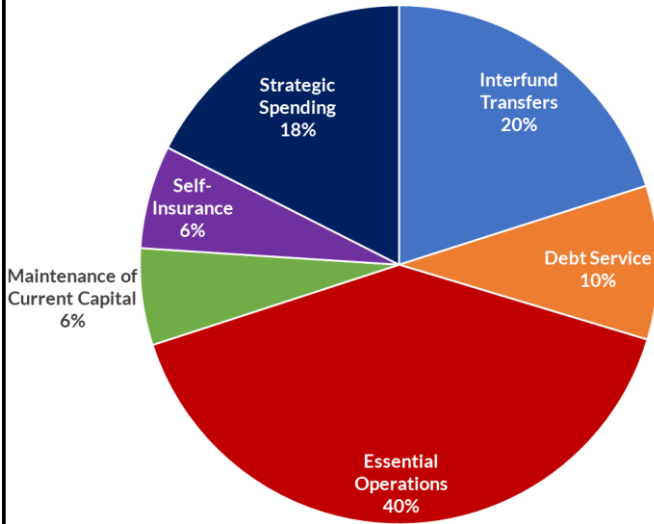
*Includes Common Council, Clerk's Office, Mayor's Office, Admin & Finance, Human Resources, Legal, Innovation & Technology, and Engineering



Health Insurance Historical Costs

Health Insurance Cost





	<u>2020 Adopted</u>	<u>2021 Proposed</u>
<u>Interfund Transfers</u>	\$ 74,408,130	\$ 71,240,159
<u>Debt Service</u>	33,928,732	34,336,317
<u>Essential Services</u>		
Police	39,535,337	38,819,629
Fire/EMS	32,961,835	32,970,533
Water	13,669,420	13,391,098
Wastewater	18,875,823	19,135,277
Solid Waste	3,146,387	3,290,449
Streets	7,854,632	7,854,632
Park Maintenance	7,867,653	7,418,329
Neighborhood Code Enforcement	1,815,970	1,749,037
Administration*	16,075,631	17,289,599
Building Dept	1,278,742	1,170,702
<u>Maintenance of Current Capital</u>		
Fleet Replacement	6,652,376	3,265,500
Fleet & Building Maintenance	17,455,130	18,116,714
<u>Self-Insurance</u>		
Health Insurance	18,482,713	18,554,656
Liability Insurance	3,950,279	4,272,656
Total Baseline Spending		\$ 292,938,084

*Includes Common Council, Clerk's Office, Mayor's Office, Admin & Finance, Human Resources, Legal, Innovation & Technology, and Engineering

1200N COUNTY-CITY BUILDING
227 W. JEFFERSON BLVD.
SOUTH BEND, INDIANA 46601-1830



PHONE 574.235.9216
FAX 574.235.9928

CITY OF SOUTH BEND, IN JAMES MUELLER, MAYOR
DEPARTMENT OF ADMINISTRATION AND FINANCE

BASELINE SPENDING SUMMARY



City of South Bend - 2021 Budget
City-Wide Proposed Budget

Expenditures

Spending Category	2020 Original	2021 Proposed	Variance	Variance %
Baseline Spending				
Interfund Transfers	74,408,130	71,302,956	(3,105,174)	-4.17%
Debt Service	33,928,733	34,336,317	407,584	1.20%
Essential Operations				
Police				
Crime Lab				
Salaries & Wages	424,616	463,759	39,143	9.22%
Education & Training	-	-	-	
Supplies	17,000	17,000	-	0.00%
Crime Lab Total	601,991	648,741	46,750	7.77%
Police General				
Salaries & Wages	20,659,368	20,472,268	(187,100)	-0.91%
Fringe Benefits	6,887,958	6,678,157	(209,801)	-3.05%
Supplies	1,450,943	1,276,960	(173,983)	-11.99%
Printing & Advertising	24,721	24,721	-	0.00%
Professional Services	375,000	375,000	-	0.00%
Other Services & Charges	319,428	262,158	(57,270)	-17.93%
Travel	250	250	-	0.00%
Utilities	174,408	174,408	-	0.00%
Police General Total	29,892,076	29,263,922	(628,154)	-2.10%
Police Pension	6,241,405	6,057,740	(183,665)	-2.94%
PSAP	2,799,865	2,849,226	49,361	1.76%
Police Total	39,535,337	38,819,629	(715,708)	-1.81%
Fire/EMS				
Fire General				
Salaries & Wages	19,530,595	19,804,079	273,484	1.40%
Fringe Benefits	6,786,006	6,764,080	(21,926)	-0.32%
Education & Training	106,000	86,000	(20,000)	-18.87%
Supplies	987,933	1,032,791	44,858	4.54%
Printing & Advertising	35,714	35,714	-	0.00%
Professional Services	304,610	284,610	(20,000)	-6.57%
Other Services & Charges	58,500	58,500	-	0.00%
Travel	35,500	35,500	-	0.00%
Utilities	317,666	373,000	55,334	17.42%
Fire General Total	28,162,524	28,474,274	311,750	1.11%
Fire Pension	4,799,311	4,496,259	(303,052)	-6.31%
Fire/EMS Total	32,961,835	32,970,533	8,698	0.03%
Water				
Water Works				



City of South Bend - 2021 Budget
City-Wide Proposed Budget

Expenditures

Spending Category	2020 Original	2021 Proposed	Variance	Variance %
Salaries & Wages	3,665,888	3,694,444	28,556	0.78%
Fringe Benefits	1,526,296	1,532,758	6,462	0.42%
Education & Training	30,175	32,675	2,500	8.29%
PILOT	1,629,442	1,611,201	(18,241)	-1.12%
Supplies	1,681,960	1,430,772	(251,188)	-14.93%
Printing & Advertising	10,359	10,359	-	0.00%
Professional Services	774,500	676,560	(97,940)	-12.65%
Repairs & Maintenance	115,000	20,000	(95,000)	-82.61%
Other Services & Charges	3,383,350	3,539,879	156,529	4.63%
Travel	18,750	18,750	-	0.00%
Utilities	833,700	823,700	(10,000)	-1.20%
Water Works Total	13,669,420	13,391,098	(278,322)	-2.04%
Water Total	13,669,420	13,391,098	(278,322)	-2.04%
Wastewater				
Concrete Crew				
Salaries & Wages	192,107	212,124	20,017	10.42%
Fringe Benefits	90,547	94,723	4,176	4.61%
Supplies	113,598	72,431	(41,167)	-36.24%
Concrete Crew Total	396,252	379,278	(16,974)	-4.28%
Organic Resources				
Salaries & Wages	320,662	322,988	2,326	0.73%
Fringe Benefits	108,682	109,209	527	0.48%
Education & Training	2,500	2,500	-	0.00%
Supplies	103,778	91,539	(12,239)	-11.79%
Printing & Advertising	300	300	-	0.00%
Other Services & Charges	203,500	204,800	1,300	0.64%
Travel	3,000	3,000	-	0.00%
Utilities	12,300	12,300	-	0.00%
Organic Resources Total	754,722	746,636	(8,086)	-1.07%
Sewer Repair				
Salaries & Wages	115,313	115,953	640	0.56%
Fringe Benefits	48,247	48,395	148	0.31%
Supplies	16,265	38,475	22,210	136.55%
Printing & Advertising	700	700	-	0.00%
Other Services & Charges	6,500	6,500	-	0.00%
Sewer Repair Total	187,025	210,023	22,998	12.30%
Sewers				
Salaries & Wages	1,977,667	2,038,209	60,542	3.06%
Fringe Benefits	818,841	831,703	12,862	1.57%



City of South Bend - 2021 Budget
City-Wide Proposed Budget

Expenditures

Spending Category	2020 Original	2021 Proposed	Variance	Variance %
Education & Training	15,000	15,000	-	0.00%
Supplies	827,543	641,975	(185,568)	-22.42%
Printing & Advertising	5,212	5,212	-	0.00%
Professional Services	1,000	1,000	-	0.00%
Other Services & Charges	1,276,227	985,205	(291,022)	-22.80%
Travel	15,000	15,000	-	0.00%
Utilities	42,560	42,860	300	0.70%
Sewers Total	4,979,050	4,576,164	(402,886)	-8.09%
Wastewater				
Salaries & Wages	2,672,027	2,686,244	14,217	0.53%
Fringe Benefits	1,024,007	1,027,344	3,337	0.33%
Education & Training	24,000	24,000	-	0.00%
PILOT	4,592,349	4,543,120	(49,229)	-1.07%
Supplies	1,169,792	1,169,069	(723)	-0.06%
Printing & Advertising	4,199	4,199	-	0.00%
Professional Services	1,600,000	2,300,000	700,000	43.75%
Other Services & Charges	182,400	181,200	(1,200)	-0.66%
Travel	30,000	30,000	-	0.00%
Utilities	1,260,000	1,258,000	(2,000)	-0.16%
Wastewater Total	12,558,774	13,223,176	664,402	5.29%
Wastewater Total	18,875,823	19,135,277	259,454	1.37%
Solid Waste				
Solid Waste				
Salaries & Wages	1,132,274	1,146,617	14,343	1.27%
Fringe Benefits	518,320	521,476	3,156	0.61%
Education & Training	20,000	20,000	-	0.00%
Supplies	424,000	472,330	48,330	11.40%
Printing & Advertising	5,193	5,193	-	0.00%
Other Services & Charges	1,036,700	1,114,933	78,233	7.55%
Travel	9,900	9,900	-	0.00%
Solid Waste Total	3,146,387	3,290,449	144,062	4.58%
Solid Waste Total	3,146,387	3,290,449	144,062	4.58%
Streets				
Street Signals & Lighting	1,554,725	1,585,820	31,095	2.00%
Streets				
Salaries & Wages	2,852,799	2,889,267	36,468	1.28%
Fringe Benefits	1,189,808	1,194,368	4,560	0.38%
Education & Training	15,000	15,000	-	0.00%
Supplies	2,164,876	2,101,426	(63,450)	-2.93%



City of South Bend - 2021 Budget
City-Wide Proposed Budget

Expenditures

Spending Category	2020 Original	2021 Proposed	Variance	Variance %
Printing & Advertising	5,240	2,750	(2,490)	-47.52%
Other Services & Charges	7,984	12,770	4,786	59.94%
Travel	15,000	5,000	(10,000)	-66.67%
Utilities	49,200	48,231	(969)	-1.97%
Streets Total	6,299,907	6,268,812	(31,095)	-0.49%
Streets Total	7,854,632	7,854,632	-	0.00%
Park Maintenance				
Park Administration				
Salaries & Wages	464,561	429,048	(35,513)	-7.64%
Fringe Benefits	174,780	156,310	(18,470)	-10.57%
Education & Training	1,425	1,425	-	0.00%
Supplies	12,000	12,000	-	0.00%
Printing & Advertising	1,000	1,000	-	0.00%
Professional Services	1,000	1,000	-	0.00%
Other Services & Charges	30,375	30,375	-	0.00%
Travel	4,750	4,750	-	0.00%
Park Administration Total	689,891	635,908	(53,983)	-7.82%
Park Maintenance				
Salaries & Wages	2,776,340	2,634,495	(141,845)	-5.11%
Fringe Benefits	1,074,528	1,043,830	(30,698)	-2.86%
Education & Training	20,075	11,000	(9,075)	-45.21%
Supplies	547,713	589,935	42,222	7.71%
Printing & Advertising	1,733	4,000	2,267	130.81%
Professional Services	-	200,000	200,000	
Repairs & Maintenance	7,500	7,500	-	0.00%
Other Services & Charges	1,429,626	971,414	(458,212)	-32.05%
Travel	2,250	2,250	-	0.00%
Utilities	577,630	577,630	-	0.00%
Park Maintenance Total	6,437,395	6,042,054	(395,341)	-6.14%
Potawatomi Greenhouse	40,367	40,367	-	0.00%
Potawatomi Zoo	700,000	700,000	-	0.00%
Park Maintenance Total	7,867,653	7,418,329	(449,324)	-5.71%
Neighborhood Code Enforcement				
Neighborhood Code Enforcement				
Salaries & Wages	910,798	885,655	(25,143)	-2.76%
Fringe Benefits	366,584	365,394	(1,190)	-0.32%
Education & Training	15,000	5,000	(10,000)	-66.67%
Supplies	50,600	50,600	-	0.00%
Printing & Advertising	21,288	21,288	-	0.00%



City of South Bend - 2021 Budget
City-Wide Proposed Budget

Expenditures

Spending Category	2020 Original	2021 Proposed	Variance	Variance %
Professional Services	63,000	63,000	-	0.00%
Repairs & Maintenance	264,000	264,000	-	0.00%
Other Services & Charges	122,300	91,700	(30,600)	-25.02%
Travel	2,400	2,400	-	0.00%
Neighborhood Code Enforcement Total	1,815,970	1,749,037	(66,933)	-3.69%
Neighborhood Code Enforcement Total	1,815,970	1,749,037	(66,933)	-3.69%
Administration				
311 Call Center				
Salaries & Wages	392,012	393,104	1,092	0.28%
Fringe Benefits	155,685	155,968	283	0.18%
Education & Training	12,000	12,000	-	0.00%
Supplies	1,500	2,000	500	33.33%
Printing & Advertising	5,270	5,150	(120)	-2.28%
Other Services & Charges	1,800	1,800	-	0.00%
Travel	8,550	8,550	-	0.00%
311 Call Center Total	576,817	578,572	1,755	0.30%
City Clerk	507,719	487,815	(19,904)	-3.92%
Common Council	654,076	629,971	(24,105)	-3.69%
Engineering				
Salaries & Wages	1,841,018	1,816,881	(24,137)	-1.31%
Fringe Benefits	617,268	645,176	27,908	4.52%
Education & Training	21,000	21,000	-	0.00%
Supplies	21,500	21,500	-	0.00%
Printing & Advertising	8,535	8,535	-	0.00%
Professional Services	160,000	150,000	(10,000)	-6.25%
Other Services & Charges	21,300	21,300	-	0.00%
Travel	15,250	15,250	-	0.00%
Engineering Total	2,705,871	2,699,642	(6,229)	-0.23%
Finance				
Salaries & Wages	1,349,985	1,394,613	44,628	3.31%
Fringe Benefits	496,175	519,371	23,196	4.67%
Education & Training	5,760	5,760	-	0.00%
Grants & Subsidies	43,000	43,000	-	0.00%
Other Personnel Costs	-	-	-	
Supplies	16,420	16,420	-	0.00%
Printing & Advertising	1,999	2,000	1	0.05%
Professional Services	69,000	55,000	(14,000)	-20.29%
Other Services & Charges	222,405	222,405	-	0.00%
Travel	6,000	6,000	-	0.00%



City of South Bend - 2021 Budget
City-Wide Proposed Budget

Expenditures

Spending Category	2020 Original	2021 Proposed	Variance	Variance %
Finance Total	2,210,744	2,264,569	53,825	2.43%
Human Resources				
Salaries & Wages	627,426	641,043	13,617	2.17%
Fringe Benefits	144,079	146,772	2,693	1.87%
Education & Training	3,200	3,200	-	0.00%
Other Personnel Costs	55,000	55,000	-	0.00%
Supplies	750	750	-	0.00%
Printing & Advertising	7,060	7,060	-	0.00%
Other Services & Charges	6,300	6,300	-	0.00%
Travel	3,000	3,000	-	0.00%
Human Resources Total	846,815	863,125	16,310	1.93%
Information Technology				
Salaries & Wages	1,589,328	1,603,212	13,884	0.87%
Fringe Benefits	593,151	596,138	2,987	0.50%
Education & Training	45,900	45,900	-	0.00%
Grants & Subsidies	-	-	-	
Supplies	163,350	418,750	255,400	156.35%
Printing & Advertising	-	-	-	
Professional Services	615,700	705,800	90,100	14.63%
Repairs & Maintenance	2,839,472	3,843,305	1,003,833	35.35%
Other Services & Charges	386,824	292,024	(94,800)	-24.51%
Travel	18,560	18,560	-	0.00%
Information Technology Total	6,252,285	7,523,689	1,271,404	20.34%
Legal Dept				
Salaries & Wages	1,027,727	996,152	(31,575)	-3.07%
Fringe Benefits	355,732	345,475	(10,257)	-2.88%
Education & Training	12,000	11,000	(1,000)	-8.33%
Supplies	3,550	3,550	-	0.00%
Printing & Advertising	706	500	(206)	-29.18%
Professional Services	52,550	17,550	(35,000)	-66.60%
Other Services & Charges	20,105	18,800	(1,305)	-6.49%
Travel	5,000	5,000	-	0.00%
Legal Dept Total	1,477,370	1,398,027	(79,343)	-5.37%
Mayor				
Salaries & Wages	572,098	573,207	1,109	0.19%
Fringe Benefits	215,808	216,132	324	0.15%
Education & Training	1,800	1,000	(800)	-44.44%
Supplies	700	850	150	21.43%
Printing & Advertising	40,928	40,500	(428)	-1.05%



**City of South Bend - 2021 Budget
City-Wide Proposed Budget**

Expenditures

Spending Category	2020 Original	2021 Proposed	Variance	Variance %
Professional Services	7,000	7,000	-	0.00%
Other Services & Charges	600	500	(100)	-16.67%
Travel	5,000	5,000	-	0.00%
Mayor Total	843,934	844,189	255	0.03%
Administration Total	16,075,631	17,289,599	1,213,968	7.55%
Building Dept				
Building Dept				
Salaries & Wages	874,667	800,589	(74,078)	-8.47%
Fringe Benefits	339,734	314,474	(25,260)	-7.44%
Education & Training	3,500	3,500	-	0.00%
Supplies	19,576	16,361	(3,215)	-16.42%
Printing & Advertising	4,693	4,763	70	1.49%
Professional Services	10,000	8,000	(2,000)	-20.00%
Other Services & Charges	20,572	17,015	(3,557)	-17.29%
Travel	6,000	6,000	-	0.00%
Building Dept Total	1,278,742	1,170,702	(108,040)	-8.45%
Building Dept Total	1,278,742	1,170,702	(108,040)	-8.45%
Essential Operations Total	143,081,430	143,089,285	7,855	0.01%
Maintenance of Current Capital				
Fleet Replacement	6,652,376	3,265,500	(3,386,876)	-50.91%
Fleet & Building Maintenance	17,455,130	18,116,715	661,585	3.79%
Maintenance of Current Capital Total	24,107,506	21,382,215	(2,725,291)	-11.30%
Self-Insurance				
Health Insurance				
Employee Wellness				
Other Personnel Costs	91,160	91,160	-	0.00%
Employee Wellness Total	91,160	91,160	-	0.00%
Health Insurance				
Insurance	732,666	732,318	(348)	-0.05%
Other Personnel Costs	16,325,779	16,381,270	55,491	0.34%
Printing & Advertising	100	100	-	0.00%
Professional Services	227,200	179,000	(48,200)	-21.21%
Other Services & Charges	1,500	1,500	-	0.00%
Health Insurance Total	17,287,245	17,294,188	6,943	0.04%
Workplace Wellness Clinic				
Supplies	85,000	150,000	65,000	76.47%
Professional Services	1,019,308	1,019,308	-	0.00%
Workplace Wellness Clinic Total	1,104,308	1,169,308	65,000	5.89%
Health Insurance Total	18,482,713	18,554,656	71,943	0.39%



**City of South Bend - 2021 Budget
City-Wide Proposed Budget**

Expenditures

Spending Category	2020 Original	2021 Proposed	Variance	Variance %
Liability Insurance				
Business Insurance				
Insurance	600,000	675,000	75,000	12.50%
Professional Services	65,000	70,000	5,000	7.69%
Other Services & Charges	150,000	150,000	-	0.00%
Business Insurance Total	815,000	895,000	80,000	9.82%
Liability Coverage				
Professional Services	865,929	865,000	(929)	-0.11%
Other Services & Charges	1,000,000	1,000,000	-	0.00%
Liability Coverage Total	1,865,929	1,865,000	(929)	-0.05%
Police General				
Other Services & Charges	50,000	50,000	-	0.00%
Police General Total	50,000	50,000	-	0.00%
Safety/Risk Management				
Salaries & Wages	105,557	105,865	308	0.29%
Fringe Benefits	44,960	45,041	81	0.18%
Education & Training	20,000	30,000	10,000	50.00%
Supplies	12,950	9,650	(3,300)	-25.48%
Printing & Advertising	483	200	(283)	-58.59%
Other Services & Charges	3,400	1,900	(1,500)	-44.12%
Travel	3,000	3,000	-	0.00%
Safety/Risk Management Total	190,350	195,656	5,306	2.79%
Worker's Compensation				
Insurance	935,000	1,170,000	235,000	25.13%
Other Personnel Costs	40,000	42,000	2,000	5.00%
Professional Services	54,000	55,000	1,000	1.85%
Worker's Compensation Total	1,029,000	1,267,000	238,000	23.13%
Liability Insurance Total	3,950,279	4,272,656	322,377	8.16%
Self-Insurance Total	22,432,992	22,827,312	394,320	1.76%
Baseline Spending Total	297,958,791	292,938,084	(5,020,707)	-1.69%
Strategic Spending				
Strategic Operations	18,621,360	17,911,956	(709,404)	-3.81%
Strategic Initiatives	41,613,418	44,335,900	2,722,482	6.54%
Strategic Spending Total	60,234,778	62,247,856	2,013,078	3.34%
Total Expenses	358,193,569	355,185,941	(3,007,628)	-0.84%

1200N COUNTY-CITY BUILDING
227 W. JEFFERSON BLVD.
SOUTH BEND, INDIANA 46601-1830



PHONE 574.235.9216
FAX 574.235.9928

CITY OF SOUTH BEND, IN JAMES MUELLER, MAYOR
DEPARTMENT OF ADMINISTRATION AND FINANCE

PERSONNEL DETAIL – BASELINE OPERATIONS



City of South Bend - 2021 Proposed Budget

Personnel Summary

Fund-Sub.	Subdivision	Position	Status	FTE	2020 Salary Cap	Estimated % Increase	2021 Salary Cap
101-010	Mayor	Mayor	NB	1	\$ 113,103	0.00%	\$ 113,103
101-010	Mayor	Chief of Staff to the Mayor	NB	1	\$ 98,500	0.30%	\$ 98,796
101-010	Mayor	Deputy Chief of Staff to the Mayor	NB	1	\$ 76,412	0.30%	\$ 76,641
101-010	Mayor	Director of Communications	NB	1	\$ 68,358	0.30%	\$ 68,563
101-010	Mayor	Director of Community Outreach	NB	1	\$ 67,018	0.30%	\$ 67,219
101-010	Mayor	Executive Asst & Director of Special Projects	NB	1	\$ 56,356	0.30%	\$ 56,525
101-010	Mayor	Administrative Assistant II	NB	1	\$ 43,409	0.30%	\$ 43,539
101-010	Mayor	Project Manager	NB	1	\$ 40,859	0.30%	\$ 40,982
101-041	Finance	City Controller	NB	1	\$ 124,342	0.30%	\$ 124,715
101-041	Finance	Deputy City Controller	NB	1	\$ 101,354	0.30%	\$ 101,658
101-041	Finance	Director of Purchasing	NB	1	\$ 83,232	0.30%	\$ 83,482
101-041	Finance	Director of Treasury	NB	1	\$ 79,235	0.30%	\$ 79,473
101-041	Finance	Director of Accounting & Budget	NB	1	\$ 77,681	0.30%	\$ 77,914
101-041	Finance	Director of Redevelopment Finance	NB	1	\$ 74,909	0.30%	\$ 75,134
101-041	Finance	Director of Finance - Code/AC&C/Engineering	NB	1	\$ 69,243	0.30%	\$ 69,451
101-041	Finance	Director of Finance - Morris/Palais (VPA)	NB	1	\$ 69,243	0.30%	\$ 69,451
101-041	Finance	Director of Finance - Parks (VPA)	NB	1	\$ 69,243	0.30%	\$ 69,451
101-041	Finance	Director of Finance - Public Safety	NB	1	\$ 69,243	0.30%	\$ 69,451
101-041	Finance	Director of Finance - Wastewater	NB	1	\$ 69,243	0.30%	\$ 69,451
101-041	Finance	Director of Finance - Water Works	NB	1	\$ 69,243	0.30%	\$ 69,451
101-041	Finance	Budget Analyst - Senior	NB	1	\$ 66,244	0.30%	\$ 66,443
101-041	Finance	Grants Administrator	NB	-	\$ 64,156	0.30%	\$ 64,348
101-041	Finance	Supervisor - Payroll	NB	1	\$ 56,100	0.30%	\$ 56,268
101-041	Finance	Senior Purchasing Agent	NB	2	\$ 52,020	0.30%	\$ 52,176
101-041	Finance	Supervisor - Accounts Payable	NB	1	\$ 51,027	0.30%	\$ 51,180
101-041	Finance	Financial Specialist IV	NB	3	\$ 50,263	0.30%	\$ 50,414
101-041	Finance	Accounting Assistant	NB	-	\$ 45,390	0.30%	\$ 45,526
101-041	Finance	Administrative Assistant I	NB	1	\$ 42,163	0.30%	\$ 42,289
101-041	Finance	Inventory Control Technician	NB	1	\$ 39,054	0.30%	\$ 39,171
101-042	Human Resources	Director of Human Resources	NB	1	\$ 93,736	0.30%	\$ 94,017
101-042	Human Resources	Deputy Director of Human Resources	NB	1	\$ 79,591	0.30%	\$ 79,830
101-042	Human Resources	HR Generalist - Senior (Public Safety Focus)	NB	1	\$ 67,492	0.30%	\$ 67,694
101-042	Human Resources	Manager - Employee Safety	NB	1	\$ 63,914	0.30%	\$ 64,106
101-042	Human Resources	Manager - Benefits	NB	1	\$ 61,868	0.30%	\$ 62,054
101-042	Human Resources	Administrative Assistant II	NB	1	\$ 43,409	0.30%	\$ 43,539
101-042	Human Resources	Human Resources Generalist/Benefits Coord	NB	1	\$ 43,297	0.30%	\$ 43,427
101-050	Legal Dept	Corporation Counsel	NB	1	\$ 129,669	0.30%	\$ 130,058
101-050	Legal Dept	Assistant City Attorney	NB	7	\$ 91,070	0.30%	\$ 91,343



Fund-Sub.	Subdivision	Position	Status	FTE	2020 Salary Cap	Estimated % Increase	2021 Salary Cap
101-050	Legal Dept	Part-Time City Attorney (Benefited)	NB	1	\$ 69,062	0.30%	\$ 69,269
101-050	Legal Dept	Executive Assistant	NB	1	\$ 56,855	0.30%	\$ 57,026
101-050	Legal Dept	Paralegal	NB	2	\$ 56,855	0.30%	\$ 57,026
101-050	Legal Dept	Administrative Assistant I	NB	1	\$ 42,163	0.30%	\$ 42,289
101-080	Police General	Chief	PO	1	\$ 104,398	TBD	TBD
101-080	Police General	Division Chief	PO	3	\$ 87,833	TBD	TBD
101-080	Police General	Captain	PO	7	\$ 75,800	TBD	TBD
101-080	Police General	Director of Purchasing & Logistics - Police D	NB	1	\$ 71,400	0.30%	\$ 71,614
101-080	Police General	Lieutenant	PO	13	\$ 66,776	TBD	TBD
101-080	Police General	Supervisory Sergeant	PO	30	\$ 64,286	TBD	TBD
101-080	Police General	Non-Supervisory Sergeant/Investigator	PO	7	\$ 63,037	TBD	TBD
101-080	Police General	Director of Civilian Services	NB	-	\$ 63,672	0.30%	\$ 63,863
101-080	Police General	Patrolman 1st Class	PO	108	\$ 60,341	TBD	TBD
101-080	Police General	Police Crime Intelligence Analyst	NB	1	\$ 58,000	0.30%	\$ 58,174
101-080	Police General	Financial Specialist Senior	NB	1	\$ 57,483	0.30%	\$ 57,655
101-080	Police General	Executive Assistant and Director of Special I	NB	1	\$ 56,356	0.30%	\$ 56,525
101-080	Police General	Patrolman 2nd Class	PO	17	\$ 54,122	TBD	TBD
101-080	Police General	Assistant Director of Civilian Services	NB	1	\$ 56,100	0.30%	\$ 56,268
101-080	Police General	Police Crime Intelligence Analyst (Social Me	NB	1	\$ 51,000	0.30%	\$ 51,153
101-080	Police General	Crime Resource Specialist	NB	1	\$ -	100.00%	\$ 50,000
101-080	Police General	Building Engineer (Maintenance Tech I)	TM	1	\$ 46,708	1.00%	\$ 47,175
101-080	Police General	Manager - Property & Evidence	NB	1	\$ 45,632	0.30%	\$ 45,769
101-080	Police General	Financial Specialist III	NB	1	\$ 45,390	0.30%	\$ 45,526
101-080	Police General	Preventative Maintenance Coordinator	NB	1	\$ 43,837	0.30%	\$ 43,969
101-080	Police General	Administrative Assistant I	NB	2	\$ 42,163	0.30%	\$ 42,289
101-080	Police General	Crime Analyst	NB	1	\$ 40,578	0.30%	\$ 40,700
101-080	Police General	Data Entry Specialist	NB	5	\$ 39,264	0.30%	\$ 39,382
101-080	Police General	Public Access Coordinator	NB	1	\$ 38,337	0.30%	\$ 38,452
101-080	Police General	Property/Evidence Custodian- Senior	NB	1	\$ 38,080	0.30%	\$ 38,194
101-080	Police General	Records Specialist	NB	12	\$ 37,011	0.30%	\$ 37,122
101-080	Police General	Janitor/General Labor	TM	2	\$ 35,784	1.00%	\$ 36,142
249-081	Police LOIT	Patrolman 1st Class	PO	46	\$ 60,341	TBD	TBD
101-083	Crime Lab	Forensic Scientist / Firearm & Tool Mark Exa	NB	1	\$ 75,949	0.30%	\$ 76,177
101-083	Crime Lab	Supervisor - Crime Laboratory	NB	1	\$ 71,788	0.30%	\$ 72,003
101-083	Crime Lab	Forensic Lab Tech	NB	1	\$ 62,424	0.30%	\$ 62,611
101-083	Crime Lab	Forensic Scientist / Firearm & Tool Mark Exa	NB	1	\$ 62,424	0.30%	\$ 62,611
101-083	Crime Lab	Digital (Forensic) Lab Technician	NB	1	\$ 57,222	0.30%	\$ 57,394
101-083	Crime Lab	Latent Fingerprint Examiner	NB	1	\$ 57,222	0.30%	\$ 57,394
101-083	Crime Lab	Firearms IBIS/NIBIN Tech	NB	1	\$ 46,818	0.30%	\$ 46,958
101-090	Fire General	Chief	FF	1	\$ 104,144	2.00%	\$ 106,227
101-090	Fire General	Assistant Chief	FF	5	\$ 87,618	2.00%	\$ 89,370



Fund-Sub.	Subdivision	Position	Status	FTE	2020 Salary Cap	Estimated % Increase	2021 Salary Cap
101-090	Fire General	Battalion Chief	FF	6	\$ 75,616	2.00%	\$ 77,128
101-090	Fire General	Arson Investigator	FF	3	\$ 65,186	2.00%	\$ 66,490
101-090	Fire General	Captain	FF	54	\$ 65,186	2.00%	\$ 66,490
101-090	Fire General	Inspector	FF	3	\$ 65,186	2.00%	\$ 66,490
101-090	Fire General	Instructor	FF	2	\$ 65,186	2.00%	\$ 66,490
101-090	Fire General	Paramedic Lieutenant	FF	5	\$ 61,520	2.00%	\$ 62,750
101-090	Fire General	Pump Engineer	FF	48	\$ 61,403	2.00%	\$ 62,631
101-090	Fire General	Community Para-Medicine	FF	2	\$ 60,298	2.00%	\$ 61,504
101-090	Fire General	Firefighter 1st Class	FF	36	\$ 60,298	2.00%	\$ 61,504
101-090	Fire General	Firefighter 2nd Class	FF	37	\$ 53,542	2.00%	\$ 54,613
101-090	Fire General	Financial Specialist III - EMS Certified Biller	NB	1	\$ 45,390	0.30%	\$ 45,526
101-090	Fire General	Financial Specialist III	NB	-	\$ 45,390	0.30%	\$ 45,526
101-090	Fire General	Firefighter 3rd Class	FF	8	\$ 44,287	2.00%	\$ 45,173
101-090	Fire General	Preventative Maintenance Coordinator	NB	1	\$ 43,837	0.30%	\$ 43,969
101-090	Fire General	Administrative Assistant II	NB	1	\$ 43,409	0.30%	\$ 43,539
249-091	Fire LOIT	Firefighter 1st Class	FF	46	\$ 60,298	2.00%	\$ 61,504
101-095	EMS	Financial Specialist II - EMS Certified Biller	NB	1	\$ 40,578	0.30%	\$ 40,700
101-095	EMS	Financial Specialist II	NB	-	\$ 40,578	0.30%	\$ 40,700
101-095	EMS	Accounting Clerk IV - EMS Certified Biller	NB	3	\$ 35,369	0.30%	\$ 35,475
101-095	EMS	Accounting Clerk IV	NB	-	\$ 35,369	0.30%	\$ 35,475
101-500	Engineering	Director of Public Works	NB	1	\$ 124,342	0.30%	\$ 124,715
101-500	Engineering	City Engineer	NB	1	\$ 108,551	0.30%	\$ 108,877
101-500	Engineering	Director of Redevelopment Engineering	NB	1	\$ 103,190	0.30%	\$ 103,500
101-500	Engineering	Deputy Director of Public Works	NB	1	\$ 101,354	0.30%	\$ 101,658
101-500	Engineering	Assistant City Engineer	NB	3	\$ 87,279	0.30%	\$ 87,541
101-500	Engineering	Director of CSO Project Management	NB	1	\$ 86,875	0.30%	\$ 87,136
101-500	Engineering	Engineer II	NB	1	\$ 76,950	0.30%	\$ 77,181
101-500	Engineering	Engineer I	NB	5	\$ 70,662	0.30%	\$ 70,874
101-500	Engineering	Manager - Public Construction	NB	1	\$ 70,462	0.30%	\$ 70,673
101-500	Engineering	Director of Marketing - Public Works	NB	1	\$ 68,358	0.30%	\$ 68,563
101-500	Engineering	Project Inspector	NB	4	\$ 56,385	0.30%	\$ 56,554
101-500	Engineering	Executive Assistant & Director of Special Pro	NB	1	\$ 56,356	0.30%	\$ 56,525
101-500	Engineering	Manager - Permits	NB	1	\$ 51,422	0.30%	\$ 51,576
101-500	Engineering	Administrative Assistant II	NB	1	\$ 43,409	0.30%	\$ 43,539
101-500	Engineering	Administrative Assistant I	NB	1	\$ 42,163	0.30%	\$ 42,289
201-200	Park Administration	Executive Director Venues, Parks & Arts	NB	1	\$ 122,039	0.30%	\$ 122,405
201-200	Park Administration	Deputy Director of Venues, Parks & Arts	NB	1	\$ 101,354	0.30%	\$ 101,658
201-200	Park Administration	Executive Assistant	NB	1	\$ 56,855	0.30%	\$ 57,026
201-200	Park Administration	Financial Specialist IV	NB	2	\$ 50,263	0.30%	\$ 50,414
201-200	Park Administration	Financial Specialist II	NB	-	\$ 40,578	0.30%	\$ 40,700
201-200	Park Administration	Manager - Office	NB	1	\$ 38,779	0.30%	\$ 38,895



Fund-Sub.	Subdivision	Position	Status	FTE	2020 Salary Cap	Estimated % Increase	2021 Salary Cap
201-201	Park Maintenance	Director of Facilities & Grounds	NB	1	\$ 76,500	0.30%	\$ 76,730
201-201	Park Maintenance	Manager - Public Construction (was Project	NB	1	\$ 70,462	0.30%	\$ 70,673
201-201	Park Maintenance	Manager - Facilities	NB	2	\$ 65,314	0.30%	\$ 65,510
201-201	Park Maintenance	Manager - Operations - Forester	NB	1	\$ 65,314	0.30%	\$ 65,510
201-201	Park Maintenance	Manager - Park Grounds Manager	NB	2	\$ 65,314	0.30%	\$ 65,510
201-201	Park Maintenance	Superintendent V (Formerly Foreman IV)	NB	1	\$ 59,890	0.30%	\$ 60,070
201-201	Park Maintenance	Superintendent III	NB	3	\$ 54,560	0.30%	\$ 54,724
201-201	Park Maintenance	Foreman V	NB	2	\$ 50,824	0.30%	\$ 50,976
201-201	Park Maintenance	Horticulturist Tech	NB	1	\$ 50,824	0.30%	\$ 50,976
201-201	Park Maintenance	Financial Specialist III	NB	1	\$ 45,390	0.30%	\$ 45,526
201-201	Park Maintenance	Arborist II	TM	2	\$ 45,188	1.00%	\$ 45,640
201-201	Park Maintenance	Construction Maintenance Carpenter III	TM	1	\$ 45,188	1.00%	\$ 45,640
201-201	Park Maintenance	Plumber IV-Park	TM	1	\$ 45,188	1.00%	\$ 45,640
201-201	Park Maintenance	Building & Structure Maint II	TM	1	\$ 44,852	1.00%	\$ 45,301
201-201	Park Maintenance	Building & Structure Maint I	TM	1	\$ 43,592	1.00%	\$ 44,028
201-201	Park Maintenance	Construction Maintenance Carpenter II	TM	1	\$ 43,592	1.00%	\$ 44,028
201-201	Park Maintenance	Construction Maintenance Mason	TM	1	\$ 43,592	1.00%	\$ 44,028
201-201	Park Maintenance	Job Leader	TM	2	\$ 42,730	1.00%	\$ 43,157
201-201	Park Maintenance	Job Leader - Mower Shop	TM	1	\$ 42,730	1.00%	\$ 43,157
201-201	Park Maintenance	Mechanic IV	TM	1	\$ 41,722	1.00%	\$ 42,139
201-201	Park Maintenance	Arborist I	TM	3	\$ 41,596	1.00%	\$ 42,012
201-201	Park Maintenance	Painter IV	TM	1	\$ 41,049	1.00%	\$ 41,459
201-201	Park Maintenance	Heavy Equipment Operator I	TM	1	\$ 40,608	1.00%	\$ 41,014
201-201	Park Maintenance	Group Leader	TM	6	\$ 39,999	1.00%	\$ 40,399
201-201	Park Maintenance	Arborist-Weed Control	TM	1	\$ 39,705	1.00%	\$ 40,102
201-201	Park Maintenance	Athletic Field Maintenance	TM	1	\$ 37,857	1.00%	\$ 38,236
201-201	Park Maintenance	Equipment Operator II	TM	2	\$ 37,457	1.00%	\$ 37,832
201-201	Park Maintenance	Operator I	TM	1	\$ 36,386	1.00%	\$ 36,750
201-201	Park Maintenance	Head Custodian	TM	4	\$ 36,008	1.00%	\$ 36,368
201-201	Park Maintenance	Building Maintenance Custodian & Labor	TM	1	\$ 34,516	1.00%	\$ 34,861
202-503	Streets	Director of Streets & Sewers	NB	1	\$ 88,219	0.30%	\$ 88,484
202-503	Streets	Manager - Streets	NB	1	\$ 69,403	0.30%	\$ 69,611
202-503	Streets	Manager - Traffic & Lighting	NB	1	\$ 69,403	0.30%	\$ 69,611
202-503	Streets	Director of Financial Services	NB	1	\$ 69,243	0.30%	\$ 69,451
202-503	Streets	Superintendent V	NB	1	\$ 59,890	0.30%	\$ 60,070
202-503	Streets	Superintendent V	NB	1	\$ 59,890	0.30%	\$ 60,070
202-503	Streets	Superintendent IV	NB	1	\$ 57,434	0.30%	\$ 57,606
202-503	Streets	Superintendent III	NB	1	\$ 54,560	0.30%	\$ 54,724
202-503	Streets	Superintendent III	NB	1	\$ 54,560	0.30%	\$ 54,724
202-503	Streets	Operations Tech Job Leader	TM	1	\$ 42,815	1.00%	\$ 43,243
202-503	Streets	Sign Artist Job Leader	TM	1	\$ 42,815	1.00%	\$ 43,243



Fund-Sub.	Subdivision	Position	Status	FTE	2020 Salary Cap	Estimated % Increase	2021 Salary Cap
202-503	Streets	Job Leaders	TM	4	\$ 42,814	1.00%	\$ 43,242
202-503	Streets	Heavy Equipment Operator II	TM	11	\$ 41,596	1.00%	\$ 42,012
202-503	Streets	Signal Technician II	TM	3	\$ 41,302	1.00%	\$ 41,715
202-503	Streets	Heavy Equipment Operator I	TM	1	\$ 40,609	1.00%	\$ 41,015
202-503	Streets	Signal Technician I	TM	1	\$ 39,559	1.00%	\$ 39,955
202-503	Streets	Equipment Operator III	TM	1	\$ 39,139	1.00%	\$ 39,530
202-503	Streets	Operations Technicians	TM	3	\$ 38,193	1.00%	\$ 38,575
202-503	Streets	Equipment Operator II	TM	15	\$ 37,667	1.00%	\$ 38,044
202-503	Streets	General Laborer	TM	1	\$ 34,517	1.00%	\$ 34,862
222-450	Equipment Services	Chief Administration Officer	NB	1	\$ 101,354	0.30%	\$ 101,658
222-450	Equipment Services	Director of Equipment Services	NB	1	\$ 76,500	0.30%	\$ 76,730
222-450	Equipment Services	Manager - Service Contracts & General Supp	NB	1	\$ 62,424	0.30%	\$ 62,611
222-450	Equipment Services	Supervisor-Maint Mechanic	NB	4	\$ 59,890	0.30%	\$ 60,070
222-450	Equipment Services	Executive Assistant	NB	1	\$ 56,855	0.30%	\$ 57,026
222-450	Equipment Services	Machinist V	TM	2	\$ 46,197	1.00%	\$ 46,659
222-450	Equipment Services	Mechanic V	TM	12	\$ 46,197	1.00%	\$ 46,659
222-450	Equipment Services	Mechanic IV	TM	6	\$ 42,794	1.00%	\$ 43,222
222-450	Equipment Services	Parts Clerk II	TM	2	\$ 38,697	1.00%	\$ 39,084
222-450	Equipment Services	Parts Clerk I	TM	1	\$ 37,563	1.00%	\$ 37,939
222-453	Radio Shop	Director of Communications & Radio	NB	1	\$ 61,322	0.30%	\$ 61,506
222-453	Radio Shop	Radio Technician III	NB	1	\$ 56,022	0.30%	\$ 56,190
222-453	Radio Shop	Radio Equipment Installation Technician	NB	1	\$ 45,900	0.30%	\$ 46,038
222-454	Building Maintenance	Superintendent III	NB	1	\$ 54,560	0.30%	\$ 54,724
222-454	Building Maintenance	Building Maintenance	TM	1	\$ 37,647	1.00%	\$ 38,023
222-454	Building Maintenance	Janitor/General Labor	TM	1	\$ 34,517	1.00%	\$ 34,862
222-455	Facilities Management	Director of Facilities Management	NB	1	\$ 68,697	0.30%	\$ 68,903
226-403	Safety/Risk Management	Director of Safety & Risk	NB	-	\$ 63,914	0.30%	\$ 64,106
226-403	Safety/Risk Management	Worker's Compensation Specialist	NB	-	\$ 38,643	0.30%	\$ 38,759
230-100	Neighborhood Code	Director of Code Enforcement	NB	1	\$ 95,645	0.30%	\$ 95,932
230-100	Neighborhood Code	Deputy Director of Code Enforcement	NB	1	\$ 81,932	0.30%	\$ 82,178
230-100	Neighborhood Code	Operations Analyst - Code	NB	1	\$ 59,533	0.30%	\$ 59,712
230-100	Neighborhood Code	Code Inspector - Senior	NB	1	\$ 46,094	0.30%	\$ 46,232
230-100	Neighborhood Code	Financial Specialist III	NB	1	\$ 45,390	0.30%	\$ 45,526
230-100	Neighborhood Code	Executive Administrative Assistant	NB	1	\$ 43,847	0.30%	\$ 43,979
230-100	Neighborhood Code	Code Inspector	NB	8	\$ 43,380	0.30%	\$ 43,510
230-100	Neighborhood Code	Administrative Assistant I	NB	2	\$ 42,163	0.30%	\$ 42,289
230-100	Neighborhood Code	Hearing Secretary	NB	1	\$ 41,883	0.30%	\$ 42,009
279-070	311 Call Center	Director of 311 Customer Service	NB	1	\$ 77,935	0.30%	\$ 78,169
279-070	311 Call Center	Supervisor - 311 Customer Service	NB	1	\$ 51,083	0.30%	\$ 51,236
279-070	311 Call Center	311 Customer Service Liaison II	NB	1	\$ 48,345	0.30%	\$ 48,490
279-070	311 Call Center	311 Customer Service Liaison	NB	4	\$ 46,522	0.30%	\$ 46,662



Fund-Sub.	Subdivision	Position	Status	FTE	2020 Salary Cap	Estimated % Increase	2021 Salary Cap
279-071	Information Technol	Chief Innovation Officer	NB	1	\$ 108,551	0.30%	\$ 108,877
279-071	Information Technol	Chief Technology Officer	NB	1	\$ 108,551	0.30%	\$ 108,877
279-071	Information Technol	Deputy Chief Technology Officer	NB	-	\$ 86,353	0.30%	\$ 86,612
279-071	Information Technol	Director of Applications	NB	1	\$ 80,227	0.30%	\$ 80,468
279-071	Information Technol	Director of Business Analytics	NB	1	\$ 77,935	0.30%	\$ 78,169
279-071	Information Technol	Director of Civic Innovation	NB	1	\$ 77,935	0.30%	\$ 78,169
279-071	Information Technol	Director of Infrastructure	NB	1	\$ 77,935	0.30%	\$ 78,169
279-071	Information Technol	Director of Services	NB	1	\$ 77,935	0.30%	\$ 78,169
279-071	Information Technol	Manager - Operations	NB	1	\$ 72,822	0.30%	\$ 73,040
279-071	Information Technol	Manager - Applications	NB	1	\$ 70,310	0.30%	\$ 70,521
279-071	Information Technol	Manager - Infrastructure	NB	1	\$ 70,310	0.30%	\$ 70,521
279-071	Information Technol	GIS Manager	NB	1	\$ 65,648	0.30%	\$ 65,845
279-071	Information Technol	Manager - Services	NB	1	\$ 62,937	0.30%	\$ 63,126
279-071	Information Technol	System Specialist III	NB	1	\$ 62,937	0.30%	\$ 63,126
279-071	Information Technol	Applications Developer	NB	3	\$ 62,586	0.30%	\$ 62,774
279-071	Information Technol	Business Analyst-Senior	NB	1	\$ 59,000	0.30%	\$ 59,177
279-071	Information Technol	Specialist of Infrastructure	NB	1	\$ 58,034	0.30%	\$ 58,208
279-071	Information Technol	Specialist of Services	NB	1	\$ 58,034	0.30%	\$ 58,208
279-071	Information Technol	Design Specialist	NB	1	\$ 58,033	0.30%	\$ 58,207
279-071	Information Technol	Business Analyst	NB	2	\$ 55,182	0.30%	\$ 55,348
279-071	Information Technol	GIS Specialist - Senior	NB	1	\$ 53,158	0.30%	\$ 53,317
600-060	Building Dept	Building Commissioner	NB	1	\$ 95,645	0.30%	\$ 95,932
600-060	Building Dept	Deputy Building Commissioner	NB	1	\$ 68,390	0.30%	\$ 68,595
600-060	Building Dept	Chief Building Inspector	NB	1	\$ 61,938	0.30%	\$ 62,124
600-060	Building Dept	Executive Assistant	NB	1	\$ 56,855	0.30%	\$ 57,026
600-060	Building Dept	Commercial Combination Inspector	NB	2	\$ 53,161	0.30%	\$ 53,320
600-060	Building Dept	Building Inspector	NB	5	\$ 50,630	0.30%	\$ 50,782
600-060	Building Dept	Assistant Manager - Customer Service	NB	1	\$ 49,347	0.30%	\$ 49,495
600-060	Building Dept	Administrative Assistant I	NB	3	\$ 42,163	0.30%	\$ 42,289
610-512	Solid Waste	Director of Solid Waste	NB	1	\$ 74,603	0.30%	\$ 74,827
610-512	Solid Waste	Superintendent V	NB	2	\$ 59,890	0.30%	\$ 60,070
610-512	Solid Waste	Job Leader	TM	2	\$ 42,730	1.00%	\$ 43,157
610-512	Solid Waste	Administrative Assistant I	NB	1	\$ 42,163	0.30%	\$ 42,289
610-512	Solid Waste	Driver	TM	15	\$ 39,096	1.00%	\$ 39,487
610-512	Solid Waste	Picker I	TM	2	\$ 37,352	1.00%	\$ 37,726
610-512	Solid Waste	Secretary V	NB	1	\$ 35,459	0.30%	\$ 35,565
620-608	Water Works	Assistant Director of Utilities	NB	1	\$ 88,219	0.30%	\$ 88,484
620-608	Water Works	Director of Distribution	NB	1	\$ 80,000	0.30%	\$ 80,240
620-608	Water Works	Director of Customer Service & Billing Office	NB	1	\$ 77,154	0.30%	\$ 77,385
620-608	Water Works	Manager - Operations	NB	1	\$ 72,822	0.30%	\$ 73,040
620-608	Water Works	Manager - Maintenance	NB	2	\$ 68,193	0.30%	\$ 68,398



Fund-Sub.	Subdivision	Position	Status	FTE	2020 Salary Cap	Estimated % Increase	2021 Salary Cap
620-608	Water Works	Manager - Meter Service	NB	1	\$ 68,192	0.30%	\$ 68,397
620-608	Water Works	Manager - Service Line Repair	NB	1	\$ 68,192	0.30%	\$ 68,397
620-608	Water Works	System Specialist III	NB	1	\$ 62,937	0.30%	\$ 63,126
620-608	Water Works	Supervisor - Operations	NB	2	\$ 62,419	0.30%	\$ 62,606
620-608	Water Works	Water Quality Specialist	NB	1	\$ 60,957	0.30%	\$ 61,140
620-608	Water Works	Manager - Billing and Customer Accounts	NB	1	\$ 59,737	0.30%	\$ 59,916
620-608	Water Works	Utilities System Specialist	NB	1	\$ 58,612	0.30%	\$ 58,788
620-608	Water Works	Manager - Customer Service	NB	1	\$ 57,630	0.30%	\$ 57,803
620-608	Water Works	Manager - Distribution Services and Records	NB	1	\$ 52,000	0.30%	\$ 52,156
620-608	Water Works	Financial Specialist IV	NB	3	\$ 50,263	0.30%	\$ 50,414
620-608	Water Works	Assistant Manager - Customer Service	NB	1	\$ 49,347	0.30%	\$ 49,495
620-608	Water Works	Financial Specialist III	NB	1	\$ 45,390	0.30%	\$ 45,526
620-608	Water Works	Locator	NB	1	\$ 44,781	0.30%	\$ 44,915
620-608	Water Works	Quality Assurance Distribution Technician	NB	1	\$ 44,355	0.30%	\$ 44,488
620-608	Water Works	Engineer Aide IV	NB	1	\$ 43,958	0.30%	\$ 44,090
620-608	Water Works	Job Leader	TM	5	\$ 42,730	1.00%	\$ 43,157
620-608	Water Works	Heavy Equipment Operator II	TM	7	\$ 42,079	1.00%	\$ 42,500
620-608	Water Works	Field Repairman/Inspector III	TM	1	\$ 41,501	1.00%	\$ 41,916
620-608	Water Works	Field Repairman/Inspector II	TM	1	\$ 41,176	1.00%	\$ 41,588
620-608	Water Works	Machinist	TM	1	\$ 41,176	1.00%	\$ 41,588
620-608	Water Works	Group Leader-Meter Reading	TM	1	\$ 41,071	1.00%	\$ 41,482
620-608	Water Works	Field Repairman/Inspector I	TM	2	\$ 40,650	1.00%	\$ 41,057
620-608	Water Works	Maintenance Tech II	TM	4	\$ 40,146	1.00%	\$ 40,547
620-608	Water Works	Data Processor	TM	3	\$ 39,686	1.00%	\$ 40,083
620-608	Water Works	Auditor II	TM	-	\$ 39,684	1.00%	\$ 40,081
620-608	Water Works	Auditor I	TM	2	\$ 38,709	1.00%	\$ 39,096
620-608	Water Works	Meter Serviceman IV	TM	8	\$ 38,423	1.00%	\$ 38,807
620-608	Water Works	Maintenance Tech I	TM	3	\$ 37,772	1.00%	\$ 38,150
620-608	Water Works	Operator II	TM	-	\$ 37,669	1.00%	\$ 38,046
620-608	Water Works	Customer Service & Billing	TM	5	\$ 37,253	1.00%	\$ 37,626
640-510	Sewer Repair	Superintendent V	NB	1	\$ 59,890	0.30%	\$ 60,070
640-510	Sewer Repair	Job Leader	TM	1	\$ 43,760	1.00%	\$ 44,198
641-509	Sewers	Manager - Sewer Operations	NB	1	\$ 70,310	0.30%	\$ 70,521
641-509	Sewers	Superintendent V	NB	2	\$ 59,890	0.30%	\$ 60,070
641-509	Sewers	Superintendent III	NB	1	\$ 54,560	0.30%	\$ 54,724
641-509	Sewers	Job Leader	TM	5	\$ 43,759	1.00%	\$ 44,197
641-509	Sewers	Administrative Assistant II	NB	1	\$ 43,409	0.30%	\$ 43,539
641-509	Sewers	Administrative Assistant I	NB	1	\$ 42,163	0.30%	\$ 42,289
641-509	Sewers	Heavy Equipment Operator I	TM	10	\$ 40,608	1.00%	\$ 41,014
641-509	Sewers	Equipment Operator III - Sweepers	TM	5	\$ 39,349	1.00%	\$ 39,742
641-509	Sewers	Equipment Operator III - Vactors	TM	4	\$ 39,349	1.00%	\$ 39,742



Fund-Sub.	Subdivision	Position	Status	FTE	2020 Salary Cap	Estimated % Increase	2021 Salary Cap
641-509	Sewers	Equipment Operator II	TM	5	\$ 37,668	1.00%	\$ 38,045
641-511	Concrete Crew	Job Leader	TM	1	\$ 43,760	1.00%	\$ 44,198
641-511	Concrete Crew	Concrete Finishers	TM	3	\$ 42,310	1.00%	\$ 42,733
641-514	Wastewater	Director of Utilities	NB	1	\$ 99,367	0.30%	\$ 99,665
641-514	Wastewater	Director of SCADA Information Systems	NB	1	\$ 81,084	0.30%	\$ 81,327
641-514	Wastewater	Director of Wastewater Maintenance	NB	1	\$ 75,771	0.30%	\$ 75,998
641-514	Wastewater	Director of Water Quality & Laboratory	NB	1	\$ 75,771	0.30%	\$ 75,998
641-514	Wastewater	Manager - Environmental Compliance	NB	1	\$ 73,212	0.30%	\$ 73,432
641-514	Wastewater	Manager - Operations	NB	2	\$ 72,822	0.30%	\$ 73,040
641-514	Wastewater	Assistant Director of SCADA Information Sy	NB	1	\$ 70,310	0.30%	\$ 70,521
641-514	Wastewater	Manager - Maintenance	NB	1	\$ 68,193	0.30%	\$ 68,398
641-514	Wastewater	Manager - Industrial Pretreatment	NB	1	\$ 63,864	0.30%	\$ 64,056
641-514	Wastewater	Superintendent V	NB	1	\$ 59,890	0.30%	\$ 60,070
641-514	Wastewater	SCADA Instrument Specialist	NB	1	\$ 59,312	0.30%	\$ 59,490
641-514	Wastewater	Director of Utility Safety	NB	1	\$ 57,909	0.30%	\$ 58,083
641-514	Wastewater	Industrial Pretreatment Specialist I	NB	1	\$ 55,961	0.30%	\$ 56,129
641-514	Wastewater	Chemist Lead	NB	1	\$ 55,930	0.30%	\$ 56,098
641-514	Wastewater	Manager - Utility Purchasing & Storeroom	NB	1	\$ 55,203	0.30%	\$ 55,369
641-514	Wastewater	Chemist	NB	3	\$ 52,580	0.30%	\$ 52,738
641-514	Wastewater	Maintenance Lead	TM	1	\$ 48,507	1.00%	\$ 48,992
641-514	Wastewater	Operator - Lead	TM	2	\$ 48,507	1.00%	\$ 48,992
641-514	Wastewater	Maintenance Electrician V	TM	1	\$ 47,836	1.00%	\$ 48,314
641-514	Wastewater	Maintenance Repair IV	TM	4	\$ 45,083	1.00%	\$ 45,534
641-514	Wastewater	Lift Station Rep. II	TM	2	\$ 43,360	1.00%	\$ 43,794
641-514	Wastewater	Operator - Senior	TM	4	\$ 43,360	1.00%	\$ 43,794
641-514	Wastewater	Administrative Assistant I	NB	1	\$ 42,163	0.30%	\$ 42,289
641-514	Wastewater	CSO Rep II	TM	2	\$ 41,596	1.00%	\$ 42,012
641-514	Wastewater	Operator - General	TM	5	\$ 41,596	1.00%	\$ 42,012
641-514	Wastewater	Sanitation Operator	TM	2	\$ 36,281	1.00%	\$ 36,644
641-514	Wastewater	General Laborer	TM	1	\$ 34,516	1.00%	\$ 34,861
641-515	Organic Resources	Supervisor - Operations	NB	1	\$ 62,419	0.30%	\$ 62,606
641-515	Organic Resources	Administrative Assistant I	NB	1	\$ 42,163	0.30%	\$ 42,289
641-515	Organic Resources	Heavy Equipment Operator II	TM	4	\$ 41,596	1.00%	\$ 42,012
				998			

1200N COUNTY-CITY BUILDING
227 W. JEFFERSON BLVD.
SOUTH BEND, INDIANA 46601-1830



PHONE 574.235.9216
FAX 574.235.9928

CITY OF SOUTH BEND, IN JAMES MUELLER, MAYOR
DEPARTMENT OF ADMINISTRATION AND FINANCE

LINE-LEVEL BUDGET DETAIL – BASELINE SPENDING

Fund	Fund Classification	Fund Type	Department	Subdivision	Account	Main Account Description	Category	Strategic / Baseline Category 1	Strategic / Baseline Category 2	Strategic / Baseline Category 3	2018 ACTUAL	2019 ACTUAL	2020 ORIGINAL BUDGET	2020 AMENDED BUDGET	2021 PROPOSED BUDGET
101	Governmental	General Fund	Mayor's Office	Mayor	101-01-010-010-410001	Personnel-Salaries & Wages-Salaried Wages	Salaries & Wages	Baseline Spending	Essential Operations	Administration	469,673	508,430	553,098	553,098	554,207
101	Governmental	General Fund	Mayor's Office	Mayor	101-01-010-010-410003	Personnel-Salaries & Wages-Permanent Part Time	Salaries & Wages	Baseline Spending	Essential Operations	Administration	6,679	-	-	-	-
101	Governmental	General Fund	Mayor's Office	Mayor	101-01-010-010-410004	Personnel-Salaries & Wages-Extra & Overtime	Salaries & Wages	Baseline Spending	Essential Operations	Administration	15	-	-	-	-
101	Governmental	General Fund	Mayor's Office	Mayor	101-01-010-010-410005	Personnel-Salaries & Wages-Seasonal & Interns	Salaries & Wages	Baseline Spending	Essential Operations	Administration	13,181	23,194	19,000	19,000	19,000
101	Governmental	General Fund	Mayor's Office	Mayor	101-01-010-010-410006	Personnel-Salaries & Wages-Bonus	Salaries & Wages	Baseline Spending	Essential Operations	Administration	-	6,000	-	-	-
101	Governmental	General Fund	Mayor's Office	Mayor	101-01-010-010-411001	Personnel-Employee Benefits-FICA Regular	Fringe Benefits	Baseline Spending	Essential Operations	Administration	37,546	41,966	44,683	44,683	44,768
101	Governmental	General Fund	Mayor's Office	Mayor	101-01-010-010-411004	Personnel-Employee Benefits-PERF Regular	Fringe Benefits	Baseline Spending	Essential Operations	Administration	53,912	58,889	63,291	63,291	63,415
101	Governmental	General Fund	Mayor's Office	Mayor	101-01-010-010-411007	Personnel-Employee Benefits-Unemployment Comp	Fringe Benefits	Baseline Spending	Essential Operations	Administration	-	-	55	55	166
101	Governmental	General Fund	Mayor's Office	Mayor	101-01-010-010-411008	Personnel-Employee Benefits-Health Insurance	Fringe Benefits	Baseline Spending	Essential Operations	Administration	95,532	67,638	92,883	92,883	92,883
101	Governmental	General Fund	Mayor's Office	Mayor	101-01-010-010-411009	Personnel-Employee Benefits-Life Insurance	Fringe Benefits	Baseline Spending	Essential Operations	Administration	840	910	960	960	960
101	Governmental	General Fund	Mayor's Office	Mayor	101-01-010-010-411014	Personnel-Employee Benefits-Parental Leave	Fringe Benefits	Baseline Spending	Essential Operations	Administration	1,275	1,121	1,936	1,936	1,940
101	Governmental	General Fund	Mayor's Office	Mayor	101-01-010-010-411204	Personnel-Employee Benefits-Auto Allowance	Fringe Benefits	Baseline Spending	Essential Operations	Administration	13,200	10,900	12,000	12,000	12,000
101	Governmental	General Fund	Mayor's Office	Mayor	101-01-010-010-421002	Supplies-Office-Stationary & Printing	Supplies	Baseline Spending	Essential Operations	Administration	730	750	700	700	850
101	Governmental	General Fund	Mayor's Office	Mayor	101-01-010-010-421005	Supplies-Office-Print Shop Jobs Supplies	Supplies	Baseline Spending	Essential Operations	Administration	100	-	-	-	-
101	Governmental	General Fund	Mayor's Office	Mayor	101-01-010-010-431000	Services & Charges-Professional-Other Professional Svcs	Professional Services	Baseline Spending	Essential Operations	Administration	-	-	7,000	187,070	7,000
101	Governmental	General Fund	Mayor's Office	Mayor	101-01-010-010-432002	Services & Charges-Communication & Transp-Mailing	Other Services & Charges	Baseline Spending	Essential Operations	Administration	509	186	300	300	300
101	Governmental	General Fund	Mayor's Office	Mayor	101-01-010-010-432003	Services & Charges-Communication & Transp-Travel	Travel	Baseline Spending	Essential Operations	Administration	3,691	5,059	5,000	5,000	5,000
101	Governmental	General Fund	Mayor's Office	Mayor	101-01-010-010-433001	Services & Charges-Printing & Ad-Outside Printing Services	Printing & Advertising	Baseline Spending	Essential Operations	Administration	-	-	928	928	500
101	Governmental	General Fund	Mayor's Office	Mayor	101-01-010-010-433003	Services & Charges-Printing & Ad-Promotional	Printing & Advertising	Baseline Spending	Essential Operations	Administration	22,895	18,742	40,000	40,000	40,000
101	Governmental	General Fund	Mayor's Office	Mayor	101-01-010-010-436001	Services & Charges-Repairs & Maint-Building R&M	Repairs & Maintenance	Baseline Spending	Maintenance of Current Capital	Fleet & Building Maintenance	45	250	100	100	150
101	Governmental	General Fund	Mayor's Office	Mayor	101-01-010-010-436002	Services & Charges-Repairs & Maint-Office Equip R&M	Repairs & Maintenance	Baseline Spending	Maintenance of Current Capital	Fleet & Building Maintenance	522	-	-	-	-
101	Governmental	General Fund	Mayor's Office	Mayor	101-01-010-010-438100	Services & Charges-Debt Service-Principal	Debt Service Principal	Baseline Spending	Debt Service	Debt Service	3,608	-	-	-	-
101	Governmental	General Fund	Mayor's Office	Mayor	101-01-010-010-438200	Services & Charges-Debt Service-Interest	Debt Service Interest & Fees	Baseline Spending	Debt Service	Debt Service	536	-	-	-	-
101	Governmental	General Fund	Mayor's Office	Mayor	101-01-010-010-439003	Services & Charges-Other-Subscriptions	Other Services & Charges	Baseline Spending	Essential Operations	Administration	187	-	200	200	100
101	Governmental	General Fund	Mayor's Office	Mayor	101-01-010-010-439004	Services & Charges-Other-Dues & Memberships	Other Services & Charges	Baseline Spending	Essential Operations	Administration	100	-	100	100	100
101	Governmental	General Fund	Mayor's Office	Mayor	101-01-010-010-439006	Services & Charges-Other-Education & Training	Education & Training	Baseline Spending	Essential Operations	Administration	4,225	105	1,800	1,800	1,000
101	Governmental	General Fund	Mayor's Office	Mayor	101-01-010-010-452003	Other Uses-Interfund Transfer Out-Allocations-IT	Other Interfund Allocations	Baseline Spending	Interfund Transfers	Interfund Transfers	138,276	116,155	91,849	91,849	157,918
101	Governmental	General Fund	Mayor's Office	Mayor	101-01-010-010-452004	Other Uses-Interfund Transfer Out-Allocations-Liability Ins	Other Interfund Allocations	Baseline Spending	Interfund Transfers	Interfund Transfers	1,478	1,684	1,576	1,576	1,136
101	Governmental	General Fund	Mayor's Office	Mayor	101-01-010-010-452006	Other Uses-Interfund Transfer Out-Allocations-Print Shop	Other Interfund Allocations	Baseline Spending	Interfund Transfers	Interfund Transfers	2,028	1,890	-	-	-
101	Governmental	General Fund	Mayor's Office	Mayor	101-01-010-010-452007	Other Uses-Interfund Transfer Out-Allocations-Central Stores	Other Interfund Allocations	Baseline Spending	Interfund Transfers	Interfund Transfers	264	468	-	-	-
101	Governmental	General Fund	Admin & Finance	Finance	101-04-040-040-439300	Services & Charges-Other-Grants & Subsidies	Grants & Subsidies	Baseline Spending	Essential Operations	Administration	43,000	43,000	43,000	43,000	43,000
101	Governmental	General Fund	Admin & Finance	Finance	101-04-400-041-410001	Personnel-Salaries & Wages-Salaried Wages	Salaries & Wages	Baseline Spending	Essential Operations	Administration	1,478,842	1,591,083	1,327,365	1,327,365	1,394,613
101	Governmental	General Fund	Admin & Finance	Finance	101-04-400-041-410003	Personnel-Salaries & Wages-Permanent Part Time	Salaries & Wages	Baseline Spending	Essential Operations	Administration	-	19,716	22,620	22,620	-
101	Governmental	General Fund	Admin & Finance	Finance	101-04-400-041-410005	Personnel-Salaries & Wages-Seasonal & Interns	Salaries & Wages	Baseline Spending	Essential Operations	Administration	21,107	3,389	-	-	-
101	Governmental	General Fund	Admin & Finance	Finance	101-04-400-041-410006	Personnel-Salaries & Wages-Bonus	Salaries & Wages	Baseline Spending	Essential Operations	Administration	-	5,300	-	-	-
101	Governmental	General Fund	Admin & Finance	Finance	101-04-400-041-411001	Personnel-Employee Benefits-FICA Regular	Fringe Benefits	Baseline Spending	Essential Operations	Administration	111,682	119,862	103,586	103,586	107,000
101	Governmental	General Fund	Admin & Finance	Finance	101-04-400-041-411004	Personnel-Employee Benefits-PERF Regular	Fringe Benefits	Baseline Spending	Essential Operations	Administration	165,770	177,329	149,122	149,122	156,654
101	Governmental	General Fund	Admin & Finance	Finance	101-04-400-041-411007	Personnel-Employee Benefits-Unemployment Comp	Fringe Benefits	Baseline Spending	Essential Operations	Administration	-	-	133	133	418
101	Governmental	General Fund	Admin & Finance	Finance	101-04-400-041-411008	Personnel-Employee Benefits-Health Insurance	Fringe Benefits	Baseline Spending	Essential Operations	Administration	276,501	194,161	232,208	232,208	243,818
101	Governmental	General Fund	Admin & Finance	Finance	101-04-400-041-411009	Personnel-Employee Benefits-Life Insurance	Fringe Benefits	Baseline Spending	Essential Operations	Administration	2,430	2,675	2,400	2,400	2,520
101	Governmental	General Fund	Admin & Finance	Finance	101-04-400-041-411013	Personnel-Employee Benefits-Fringe Benefit Taxes	Fringe Benefits	Baseline Spending	Essential Operations	Administration	1,008	766	-	-	-
101	Governmental	General Fund	Admin & Finance	Finance	101-04-400-041-411014	Personnel-Employee Benefits-Parental Leave	Fringe Benefits	Baseline Spending	Essential Operations	Administration	3,681	3,346	4,646	4,646	4,881

Fund	Fund Classification	Fund Type	Department	Subdivision	Account	Main Account Description	Category	Strategic / Baseline Category 1	Strategic / Baseline Category 2	Strategic / Baseline Category 3	2018 ACTUAL	2019 ACTUAL	2020 ORIGINAL BUDGET	2020 AMENDED BUDGET	2021 PROPOSED BUDGET
101	Governmental	General Fund	Admin & Finance	Finance	101-04-400-041-411204	Personnel-Employee Benefits-Auto Allowance	Fringe Benefits	Baseline Spending	Essential Operations	Administration	1,000	1,200	2,100	2,100	2,100
101	Governmental	General Fund	Admin & Finance	Finance	101-04-400-041-411206	Personnel-Employee Benefits-Cell Phone Allowance	Fringe Benefits	Baseline Spending	Essential Operations	Administration	3,080	3,300	1,980	1,980	1,980
101	Governmental	General Fund	Admin & Finance	Finance	101-04-400-041-413003	Personnel-Other Personnel-Recruitment Expenses	Other Personnel Costs	Baseline Spending	Essential Operations	Administration	390	-	-	-	-
101	Governmental	General Fund	Admin & Finance	Finance	101-04-400-041-421000	Supplies-Office-Other Office Supplies	Supplies	Baseline Spending	Essential Operations	Administration	732	124	-	-	-
101	Governmental	General Fund	Admin & Finance	Finance	101-04-400-041-421002	Supplies-Office-Stationary & Printing	Supplies	Baseline Spending	Essential Operations	Administration	11,863	12,945	15,420	22,818	15,420
101	Governmental	General Fund	Admin & Finance	Finance	101-04-400-041-421005	Supplies-Office-Print Shop Jobs Supplies	Supplies	Baseline Spending	Essential Operations	Administration	1,084	1,214	-	-	-
101	Governmental	General Fund	Admin & Finance	Finance	101-04-400-041-422001	Supplies-Operating-C.S. Gasoline	Supplies	Baseline Spending	Essential Operations	Administration	-	-	1,000	1,000	1,000
101	Governmental	General Fund	Admin & Finance	Finance	101-04-400-041-431000	Services & Charges-Professional-Other Professional Svcs	Professional Services	Baseline Spending	Essential Operations	Administration	61,137	51,168	69,000	77,000	55,000
101	Governmental	General Fund	Admin & Finance	Finance	101-04-400-041-431001	Services & Charges-Professional-Legal Services	Professional Services	Baseline Spending	Essential Operations	Administration	360	-	-	-	-
101	Governmental	General Fund	Admin & Finance	Finance	101-04-400-041-432002	Services & Charges-Communication & Transp-Mailing	Other Services & Charges	Baseline Spending	Essential Operations	Administration	6,530	9,108	5,000	5,000	5,000
101	Governmental	General Fund	Admin & Finance	Finance	101-04-400-041-432003	Services & Charges-Communication & Transp-Travel	Travel	Baseline Spending	Essential Operations	Administration	8,103	12,343	6,000	7,460	6,000
101	Governmental	General Fund	Admin & Finance	Finance	101-04-400-041-433001	Services & Charges-Printing & Ad-Outside Printing Services	Printing & Advertising	Baseline Spending	Essential Operations	Administration	-	-	999	999	1,000
101	Governmental	General Fund	Admin & Finance	Finance	101-04-400-041-433002	Services & Charges-Printing & Ad-Publication of Legal Notice	Printing & Advertising	Baseline Spending	Essential Operations	Administration	976	327	1,000	1,000	1,000
101	Governmental	General Fund	Admin & Finance	Finance	101-04-400-041-436001	Services & Charges-Repairs & Maint-Building R&M	Repairs & Maintenance	Baseline Spending	Maintenance of Current Capital	Fleet & Building Maintenance	90	775	-	-	-
101	Governmental	General Fund	Admin & Finance	Finance	101-04-400-041-436002	Services & Charges-Repairs & Maint-Office Equip R&M	Repairs & Maintenance	Baseline Spending	Maintenance of Current Capital	Fleet & Building Maintenance	3,260	-	-	-	-
101	Governmental	General Fund	Admin & Finance	Finance	101-04-400-041-436003	Services & Charges-Repairs & Maint-Auto Equip R&M	Repairs & Maintenance	Baseline Spending	Maintenance of Current Capital	Fleet & Building Maintenance	-	-	1,100	1,100	1,100
101	Governmental	General Fund	Admin & Finance	Finance	101-04-400-041-436005	Services & Charges-Repairs & Maint-Other Equip R&M	Repairs & Maintenance	Baseline Spending	Maintenance of Current Capital	Fleet & Building Maintenance	-	9	-	-	-
101	Governmental	General Fund	Admin & Finance	Finance	101-04-400-041-438100	Services & Charges-Debt Service-Principal	Debt Service Principal	Baseline Spending	Debt Service	Debt Service	7,526	-	-	-	-
101	Governmental	General Fund	Admin & Finance	Finance	101-04-400-041-438200	Services & Charges-Debt Service-Interest	Debt Service Interest & Fees	Baseline Spending	Debt Service	Debt Service	1,693	-	-	-	-
101	Governmental	General Fund	Admin & Finance	Finance	101-04-400-041-439000	Services & Charges-Other-Misc Charges & Svcs	Other Services & Charges	Baseline Spending	Essential Operations	Administration	8,161	12,885	1,585	1,585	1,585
101	Governmental	General Fund	Admin & Finance	Finance	101-04-400-041-439003	Services & Charges-Other-Subscriptions	Other Services & Charges	Baseline Spending	Essential Operations	Administration	-	49	-	-	-
101	Governmental	General Fund	Admin & Finance	Finance	101-04-400-041-439004	Services & Charges-Other-Dues & Memberships	Other Services & Charges	Baseline Spending	Essential Operations	Administration	8,622	8,677	2,500	2,500	2,500
101	Governmental	General Fund	Admin & Finance	Finance	101-04-400-041-439005	Services & Charges-Other-Bank & Credit Card Fees	Other Services & Charges	Baseline Spending	Essential Operations	Administration	2,102	2,312	2,500	2,500	2,500
101	Governmental	General Fund	Admin & Finance	Finance	101-04-400-041-439006	Services & Charges-Other-Education & Training	Education & Training	Baseline Spending	Essential Operations	Administration	8,823	7,175	5,760	5,760	5,760
101	Governmental	General Fund	Admin & Finance	Finance	101-04-400-041-439100	Services & Charges-Other-Refunds/Awards/Indemnities	Other Services & Charges	Baseline Spending	Essential Operations	Administration	880	194	-	-	-
101	Governmental	General Fund	Admin & Finance	Finance	101-04-400-041-452000	Other Uses-Interfund Transfer Out-Transfers Out	Interfund Transfers Out	Baseline Spending	Interfund Transfers	Interfund Transfers	500	-	-	-	-
101	Governmental	General Fund	Admin & Finance	Finance	101-04-400-041-452003	Other Uses-Interfund Transfer Out-Allocations-IT	Other Interfund Allocations	Baseline Spending	Interfund Transfers	Interfund Transfers	176,821	202,753	299,199	299,199	193,291
101	Governmental	General Fund	Admin & Finance	Finance	101-04-400-041-452004	Other Uses-Interfund Transfer Out-Allocations-Liability Ins	Other Interfund Allocations	Baseline Spending	Interfund Transfers	Interfund Transfers	6,156	7,345	4,028	4,028	2,415
101	Governmental	General Fund	Admin & Finance	Finance	101-04-400-041-452006	Other Uses-Interfund Transfer Out-Allocations-Print Shop	Other Interfund Allocations	Baseline Spending	Interfund Transfers	Interfund Transfers	8,412	10,040	-	-	-
101	Governmental	General Fund	Admin & Finance	Finance	101-04-400-041-452007	Other Uses-Interfund Transfer Out-Allocations-Central Stores	Other Interfund Allocations	Baseline Spending	Interfund Transfers	Interfund Transfers	5,364	8,149	-	-	-
101	Governmental	General Fund	Admin & Finance	Human Resources	101-04-400-042-410001	Personnel-Salaries & Wages-Salaried Wages	Salaries & Wages	Baseline Spending	Essential Operations	Administration	-	-	369,944	369,944	383,561
101	Governmental	General Fund	Admin & Finance	Human Resources	101-04-400-042-410005	Personnel-Salaries & Wages-Seasonal & Interns	Salaries & Wages	Baseline Spending	Essential Operations	Administration	-	-	3,636	3,636	3,636
101	Governmental	General Fund	Admin & Finance	Human Resources	101-04-400-042-411001	Personnel-Employee Benefits-FICA Regular	Fringe Benefits	Baseline Spending	Essential Operations	Administration	-	-	28,730	28,730	29,772
101	Governmental	General Fund	Admin & Finance	Human Resources	101-04-400-042-411004	Personnel-Employee Benefits-PERF Regular	Fringe Benefits	Baseline Spending	Essential Operations	Administration	-	-	41,655	41,655	43,181
101	Governmental	General Fund	Admin & Finance	Human Resources	101-04-400-042-411007	Personnel-Employee Benefits-Unemployment Comp	Fringe Benefits	Baseline Spending	Essential Operations	Administration	-	-	37	37	115
101	Governmental	General Fund	Admin & Finance	Human Resources	101-04-400-042-411008	Personnel-Employee Benefits-Health Insurance	Fringe Benefits	Baseline Spending	Essential Operations	Administration	-	-	69,662	69,662	69,662
101	Governmental	General Fund	Admin & Finance	Human Resources	101-04-400-042-411009	Personnel-Employee Benefits-Life Insurance	Fringe Benefits	Baseline Spending	Essential Operations	Administration	-	-	720	720	720
101	Governmental	General Fund	Admin & Finance	Human Resources	101-04-400-042-411014	Personnel-Employee Benefits-Parental Leave	Fringe Benefits	Baseline Spending	Essential Operations	Administration	-	-	1,295	1,295	1,342
101	Governmental	General Fund	Admin & Finance	Human Resources	101-04-400-042-411206	Personnel-Employee Benefits-Cell Phone Allowance	Fringe Benefits	Baseline Spending	Essential Operations	Administration	-	-	1,980	1,980	1,980
101	Governmental	General Fund	Admin & Finance	Human Resources	101-04-400-042-422000	Supplies-Operating-Other Operating Supplies	Supplies	Baseline Spending	Essential Operations	Administration	-	-	750	750	750
101	Governmental	General Fund	Admin & Finance	Human Resources	101-04-400-042-432003	Services & Charges-Communication & Transp-Travel	Travel	Baseline Spending	Essential Operations	Administration	-	-	3,000	3,000	3,000
101	Governmental	General Fund	Admin & Finance	Human Resources	101-04-400-042-433001	Services & Charges-Printing & Ad-Outside Printing Services	Printing & Advertising	Baseline Spending	Essential Operations	Administration	-	-	7,060	7,060	7,060

Fund	Fund Classification	Fund Type	Department	Subdivision	Account	Main Account Description	Category	Strategic / Baseline Category 1	Strategic / Baseline Category 2	Strategic / Baseline Category 3	2018 ACTUAL	2019 ACTUAL	2020 ORIGINAL BUDGET	2020 AMENDED BUDGET	2021 PROPOSED BUDGET
101	Governmental	General Fund	Admin & Finance	Human Resources	101-04-400-042-439000	Services & Charges-Other-Misc Charges & Svcs	Other Services & Charges	Baseline Spending	Essential Operations	Administration	-	-	6,000	6,000	6,000
101	Governmental	General Fund	Admin & Finance	Human Resources	101-04-400-042-439004	Services & Charges-Other-Dues & Memberships	Other Services & Charges	Baseline Spending	Essential Operations	Administration	-	-	300	300	300
101	Governmental	General Fund	Admin & Finance	Human Resources	101-04-400-042-439006	Services & Charges-Other-Education & Training	Education & Training	Baseline Spending	Essential Operations	Administration	-	-	3,200	3,200	3,200
101	Governmental	General Fund	Admin & Finance	Human Resources	101-04-400-042-452003	Other Uses-Interfund Transfer Out-Allocations-IT	Other Interfund Allocations	Baseline Spending	Interfund Transfers	Interfund Transfers	-	-	78,135	78,135	97,478
101	Governmental	General Fund	Admin & Finance	Human Resources	101-04-400-042-452004	Other Uses-Interfund Transfer Out-Allocations-Liability Ins	Other Interfund Allocations	Baseline Spending	Interfund Transfers	Interfund Transfers	-	-	1,182	1,182	682
101	Governmental	General Fund	Admin & Finance	Diversity & Inclusion	101-04-401-043-452003	Other Uses-Interfund Transfer Out-Allocations-IT	Other Interfund Allocations	Baseline Spending	Interfund Transfers	Interfund Transfers	-	-	18,548	18,548	63,404
101	Governmental	General Fund	Admin & Finance	Diversity & Inclusion	101-04-401-043-452004	Other Uses-Interfund Transfer Out-Allocations-Liability Ins	Other Interfund Allocations	Baseline Spending	Interfund Transfers	Interfund Transfers	-	-	394	394	341
101	Governmental	General Fund	Admin & Finance	Human Rights General	101-04-402-044-436001	Services & Charges-Repairs & Maint-Building R&M	Repairs & Maintenance	Baseline Spending	Maintenance of Current Capital	Fleet & Building Maintenance	8,651	9,275	9,200	9,254	9,200
101	Governmental	General Fund	Admin & Finance	Human Rights General	101-04-402-044-436002	Services & Charges-Repairs & Maint-Office Equip R&M	Repairs & Maintenance	Baseline Spending	Maintenance of Current Capital	Fleet & Building Maintenance	1,395	-	-	-	-
101	Governmental	General Fund	Admin & Finance	Human Rights General	101-04-402-044-452002	Other Uses-Interfund Transfer Out-Allocations-Admin Cost	Other Interfund Allocations	Baseline Spending	Interfund Transfers	Interfund Transfers	14,301	15,518	14,992	14,992	15,115
101	Governmental	General Fund	Admin & Finance	Human Rights General	101-04-402-044-452003	Other Uses-Interfund Transfer Out-Allocations-IT	Other Interfund Allocations	Baseline Spending	Interfund Transfers	Interfund Transfers	50,981	30,944	11,168	11,168	30,821
101	Governmental	General Fund	Admin & Finance	Human Rights General	101-04-402-044-452004	Other Uses-Interfund Transfer Out-Allocations-Liability Ins	Other Interfund Allocations	Baseline Spending	Interfund Transfers	Interfund Transfers	1,251	715	985	985	568
101	Governmental	General Fund	Admin & Finance	Human Rights General	101-04-402-044-452006	Other Uses-Interfund Transfer Out-Allocations-Print Shop	Other Interfund Allocations	Baseline Spending	Interfund Transfers	Interfund Transfers	1,086	1,502	-	-	-
101	Governmental	General Fund	Admin & Finance	Human Rights General	101-04-402-044-452007	Other Uses-Interfund Transfer Out-Allocations-Central Stores	Other Interfund Allocations	Baseline Spending	Interfund Transfers	Interfund Transfers	612	812	-	-	-
101	Governmental	General Fund	Legal Department	Legal Dept	101-05-050-050-410001	Personnel-Salaries & Wages-Salaried Wages	Salaries & Wages	Baseline Spending	Essential Operations	Administration	687,969	764,959	997,727	940,872	971,472
101	Governmental	General Fund	Legal Department	Legal Dept	101-05-050-050-410005	Personnel-Salaries & Wages-Seasonal & Interns	Salaries & Wages	Baseline Spending	Essential Operations	Administration	2,607	18,251	30,000	30,000	24,680
101	Governmental	General Fund	Legal Department	Legal Dept	101-05-050-050-410006	Personnel-Salaries & Wages-Bonus	Salaries & Wages	Baseline Spending	Essential Operations	Administration	18,150	15,000	-	-	-
101	Governmental	General Fund	Legal Department	Legal Dept	101-05-050-050-411001	Personnel-Employee Benefits-FICA Regular	Fringe Benefits	Baseline Spending	Essential Operations	Administration	53,288	60,229	78,896	74,547	76,481
101	Governmental	General Fund	Legal Department	Legal Dept	101-05-050-050-411004	Personnel-Employee Benefits-PERF Regular	Fringe Benefits	Baseline Spending	Essential Operations	Administration	78,676	87,977	112,149	105,781	109,208
101	Governmental	General Fund	Legal Department	Legal Dept	101-05-050-050-411007	Personnel-Employee Benefits-Unemployment Comp	Fringe Benefits	Baseline Spending	Essential Operations	Administration	-	-	100	94	291
101	Governmental	General Fund	Legal Department	Legal Dept	101-05-050-050-411008	Personnel-Employee Benefits-Health Insurance	Fringe Benefits	Baseline Spending	Essential Operations	Administration	132,486	97,101	156,254	139,325	150,935
101	Governmental	General Fund	Legal Department	Legal Dept	101-05-050-050-411009	Personnel-Employee Benefits-Life Insurance	Fringe Benefits	Baseline Spending	Essential Operations	Administration	1,065	1,215	1,440	1,440	1,560
101	Governmental	General Fund	Legal Department	Legal Dept	101-05-050-050-411014	Personnel-Employee Benefits-Parental Leave	Fringe Benefits	Baseline Spending	Essential Operations	Administration	1,603	1,482	3,293	3,293	3,400
101	Governmental	General Fund	Legal Department	Legal Dept	101-05-050-050-411204	Personnel-Employee Benefits-Auto Allowance	Fringe Benefits	Baseline Spending	Essential Operations	Administration	5,100	3,600	3,600	3,600	3,600
101	Governmental	General Fund	Legal Department	Legal Dept	101-05-050-050-421000	Supplies-Office-Other Office Supplies	Supplies	Baseline Spending	Essential Operations	Administration	893	-	-	-	-
101	Governmental	General Fund	Legal Department	Legal Dept	101-05-050-050-421002	Supplies-Office-Stationary & Printing	Supplies	Baseline Spending	Essential Operations	Administration	2,069	1,723	3,500	3,697	3,500
101	Governmental	General Fund	Legal Department	Legal Dept	101-05-050-050-421005	Supplies-Office-Print Shop Jobs Supplies	Supplies	Baseline Spending	Essential Operations	Administration	-	48	-	-	-
101	Governmental	General Fund	Legal Department	Legal Dept	101-05-050-050-422001	Supplies-Operating-C.S. Gasoline	Supplies	Baseline Spending	Essential Operations	Administration	-	-	50	50	50
101	Governmental	General Fund	Legal Department	Legal Dept	101-05-050-050-431000	Services & Charges-Professional-Other Professional Svcs	Professional Services	Baseline Spending	Essential Operations	Administration	420	475	2,550	2,550	2,550
101	Governmental	General Fund	Legal Department	Legal Dept	101-05-050-050-432002	Services & Charges-Communication & Transp-Mailing	Other Services & Charges	Baseline Spending	Essential Operations	Administration	889	1,519	2,000	2,000	1,500
101	Governmental	General Fund	Legal Department	Legal Dept	101-05-050-050-432003	Services & Charges-Communication & Transp-Travel	Travel	Baseline Spending	Essential Operations	Administration	1,315	2,804	5,000	5,000	5,000
101	Governmental	General Fund	Legal Department	Legal Dept	101-05-050-050-433001	Services & Charges-Printing & Ad-Outside Printing Services	Printing & Advertising	Baseline Spending	Essential Operations	Administration	-	-	706	706	500
101	Governmental	General Fund	Legal Department	Legal Dept	101-05-050-050-439003	Services & Charges-Other-Subscriptions	Other Services & Charges	Baseline Spending	Essential Operations	Administration	14,507	11,370	15,805	15,805	15,000
101	Governmental	General Fund	Legal Department	Legal Dept	101-05-050-050-439004	Services & Charges-Other-Dues & Memberships	Other Services & Charges	Baseline Spending	Essential Operations	Administration	1,940	1,915	2,300	2,300	2,300
101	Governmental	General Fund	Legal Department	Legal Dept	101-05-050-050-439006	Services & Charges-Other-Education & Training	Education & Training	Baseline Spending	Essential Operations	Administration	6,917	10,998	12,000	12,000	11,000
101	Governmental	General Fund	Legal Department	Legal Dept	101-05-050-050-452003	Other Uses-Interfund Transfer Out-Allocations-IT	Other Interfund Allocations	Baseline Spending	Interfund Transfers	Interfund Transfers	73,815	68,116	49,105	49,105	110,785
101	Governmental	General Fund	Legal Department	Legal Dept	101-05-050-050-452004	Other Uses-Interfund Transfer Out-Allocations-Liability Ins	Other Interfund Allocations	Baseline Spending	Interfund Transfers	Interfund Transfers	2,294	26,832	13,715	13,715	65,582
101	Governmental	General Fund	Legal Department	Legal Dept	101-05-050-050-452006	Other Uses-Interfund Transfer Out-Allocations-Print Shop	Other Interfund Allocations	Baseline Spending	Interfund Transfers	Interfund Transfers	1,008	516	-	-	-
101	Governmental	General Fund	Legal Department	Legal Dept	101-05-050-050-452007	Other Uses-Interfund Transfer Out-Allocations-Central Stores	Other Interfund Allocations	Baseline Spending	Interfund Transfers	Interfund Transfers	1,035	1,255	-	-	-
101	Governmental	General Fund	Public Works	Engineering	101-06-600-500-410001	Personnel-Salaries & Wages-Salaried Wages	Salaries & Wages	Baseline Spending	Essential Operations	Administration	591,535	1,548,855	1,697,169	1,697,169	1,779,441
101	Governmental	General Fund	Public Works	Engineering	101-06-600-500-410003	Personnel-Salaries & Wages-Permanent Part Time	Salaries & Wages	Baseline Spending	Essential Operations	Administration	31,641	58,442	106,409	106,409	-
101	Governmental	General Fund	Public Works	Engineering	101-06-600-500-410005	Personnel-Salaries & Wages-Seasonal & Interns	Salaries & Wages	Baseline Spending	Essential Operations	Administration	26,955	23,499	37,440	37,440	37,440

Fund	Fund Classification	Fund Type	Department	Subdivision	Account	Main Account Description	Category	Strategic / Baseline Category 1	Strategic / Baseline Category 2	Strategic / Baseline Category 3	2018 ACTUAL	2019 ACTUAL	2020 ORIGINAL BUDGET	2020 AMENDED BUDGET	2021 PROPOSED BUDGET
101	Governmental	General Fund	Public Works	Engineering	101-06-600-500-410006	Personnel-Salaries & Wages-Bonus	Salaries & Wages	Baseline Spending	Essential Operations	Administration	1,410	-	-	-	-
101	Governmental	General Fund	Public Works	Engineering	101-06-600-500-411001	Personnel-Employee Benefits-FICA Regular	Fringe Benefits	Baseline Spending	Essential Operations	Administration	49,266	124,762	142,688	142,688	140,726
101	Governmental	General Fund	Public Works	Engineering	101-06-600-500-411004	Personnel-Employee Benefits-PERF Regular	Fringe Benefits	Baseline Spending	Essential Operations	Administration	67,094	175,917	192,791	192,791	201,838
101	Governmental	General Fund	Public Works	Engineering	101-06-600-500-411007	Personnel-Employee Benefits-Unemployment Comp	Fringe Benefits	Baseline Spending	Essential Operations	Administration	-	-	170	170	534
101	Governmental	General Fund	Public Works	Engineering	101-06-600-500-411008	Personnel-Employee Benefits-Health Insurance	Fringe Benefits	Baseline Spending	Essential Operations	Administration	120,048	184,367	247,159	247,159	268,710
101	Governmental	General Fund	Public Works	Engineering	101-06-600-500-411009	Personnel-Employee Benefits-Life Insurance	Fringe Benefits	Baseline Spending	Essential Operations	Administration	1,063	2,665	2,760	2,760	2,880
101	Governmental	General Fund	Public Works	Engineering	101-06-600-500-411014	Personnel-Employee Benefits-Parental Leave	Fringe Benefits	Baseline Spending	Essential Operations	Administration	1,541	3,653	5,940	5,940	6,228
101	Governmental	General Fund	Public Works	Engineering	101-06-600-500-411202	Personnel-Employee Benefits-Shoe Allowance	Fringe Benefits	Baseline Spending	Essential Operations	Administration	130	195	320	320	320
101	Governmental	General Fund	Public Works	Engineering	101-06-600-500-411204	Personnel-Employee Benefits-Auto Allowance	Fringe Benefits	Baseline Spending	Essential Operations	Administration	2,241	11,100	12,300	12,300	10,800
101	Governmental	General Fund	Public Works	Engineering	101-06-600-500-411205	Personnel-Employee Benefits-Parking Allowance	Fringe Benefits	Baseline Spending	Essential Operations	Administration	1,260	1,050	1,260	1,260	1,260
101	Governmental	General Fund	Public Works	Engineering	101-06-600-500-411206	Personnel-Employee Benefits-Cell Phone Allowance	Fringe Benefits	Baseline Spending	Essential Operations	Administration	4,767	12,155	11,880	11,880	11,880
101	Governmental	General Fund	Public Works	Engineering	101-06-600-500-421000	Supplies-Office-Other Office Supplies	Supplies	Baseline Spending	Essential Operations	Administration	1,463	-	-	-	-
101	Governmental	General Fund	Public Works	Engineering	101-06-600-500-421001	Supplies-Office-Official Records	Supplies	Baseline Spending	Essential Operations	Administration	893	-	750	750	750
101	Governmental	General Fund	Public Works	Engineering	101-06-600-500-421002	Supplies-Office-Stationary & Printing	Supplies	Baseline Spending	Essential Operations	Administration	4,928	4,900	9,600	9,710	9,600
101	Governmental	General Fund	Public Works	Engineering	101-06-600-500-421005	Supplies-Office-Print Shop Jobs Supplies	Supplies	Baseline Spending	Essential Operations	Administration	116	5	-	-	-
101	Governmental	General Fund	Public Works	Engineering	101-06-600-500-422000	Supplies-Operating-Other Operating Supplies	Supplies	Baseline Spending	Essential Operations	Administration	31	5,454	3,600	3,600	3,600
101	Governmental	General Fund	Public Works	Engineering	101-06-600-500-422001	Supplies-Operating-C.S. Gasoline	Supplies	Baseline Spending	Essential Operations	Administration	1,425	1,638	2,250	2,250	2,250
101	Governmental	General Fund	Public Works	Engineering	101-06-600-500-423000	Supplies-Repair & Maint-Other R&M Supplies	Supplies	Baseline Spending	Maintenance of Current Capital	Fleet & Building Maintenance	1,026	-	1,200	1,200	1,200
101	Governmental	General Fund	Public Works	Engineering	101-06-600-500-423006	Supplies-Repair & Maint-Small Tools & Equipment	Supplies	Baseline Spending	Essential Operations	Administration	3,648	668	5,300	6,213	5,300
101	Governmental	General Fund	Public Works	Engineering	101-06-600-500-431000	Services & Charges-Professional-Other Professional Svcs	Professional Services	Baseline Spending	Essential Operations	Administration	118,203	139,573	150,000	384,791	150,000
101	Governmental	General Fund	Public Works	Engineering	101-06-600-500-431001	Services & Charges-Professional-Legal Services	Professional Services	Baseline Spending	Essential Operations	Administration	-	-	10,000	10,000	-
101	Governmental	General Fund	Public Works	Engineering	101-06-600-500-432002	Services & Charges-Communication & Transp-Mailing	Other Services & Charges	Baseline Spending	Essential Operations	Administration	960	2,124	2,000	2,000	2,000
101	Governmental	General Fund	Public Works	Engineering	101-06-600-500-432003	Services & Charges-Communication & Transp-Travel	Travel	Baseline Spending	Essential Operations	Administration	11,736	9,682	15,250	15,250	15,250
101	Governmental	General Fund	Public Works	Engineering	101-06-600-500-433001	Services & Charges-Printing & Ad-Outside Printing Services	Printing & Advertising	Baseline Spending	Essential Operations	Administration	861	1,715	6,535	6,774	6,535
101	Governmental	General Fund	Public Works	Engineering	101-06-600-500-433002	Services & Charges-Printing & Ad-Publication of Legal Notice	Printing & Advertising	Baseline Spending	Essential Operations	Administration	1,404	1,805	2,000	2,000	2,000
101	Governmental	General Fund	Public Works	Engineering	101-06-600-500-436001	Services & Charges-Repairs & Maint-Building R&M	Repairs & Maintenance	Baseline Spending	Maintenance of Current Capital	Fleet & Building Maintenance	13,392	1,249	21,000	27,500	21,000
101	Governmental	General Fund	Public Works	Engineering	101-06-600-500-436002	Services & Charges-Repairs & Maint-Office Equip R&M	Repairs & Maintenance	Baseline Spending	Maintenance of Current Capital	Fleet & Building Maintenance	3,118	-	1,500	1,500	1,500
101	Governmental	General Fund	Public Works	Engineering	101-06-600-500-436003	Services & Charges-Repairs & Maint-Auto Equip R&M	Repairs & Maintenance	Baseline Spending	Maintenance of Current Capital	Fleet & Building Maintenance	3,478	3,483	4,000	3,675	4,000
101	Governmental	General Fund	Public Works	Engineering	101-06-600-500-436006	Services & Charges-Repairs & Maint-Radio Equip R&M	Repairs & Maintenance	Baseline Spending	Maintenance of Current Capital	Fleet & Building Maintenance	-	108	-	325	-
101	Governmental	General Fund	Public Works	Engineering	101-06-600-500-438100	Services & Charges-Debt Service-Principal	Debt Service Principal	Baseline Spending	Debt Service	Debt Service	20,099	14,637	10,755	10,755	8,259
101	Governmental	General Fund	Public Works	Engineering	101-06-600-500-438200	Services & Charges-Debt Service-Interest	Debt Service Interest & Fees	Baseline Spending	Debt Service	Debt Service	1,190	407	194	194	624
101	Governmental	General Fund	Public Works	Engineering	101-06-600-500-439000	Services & Charges-Other-Misc Charges & Svcs	Other Services & Charges	Baseline Spending	Essential Operations	Administration	11,774	8,513	12,000	12,000	12,000
101	Governmental	General Fund	Public Works	Engineering	101-06-600-500-439003	Services & Charges-Other-Subscriptions	Other Services & Charges	Baseline Spending	Essential Operations	Administration	887	187	1,000	1,000	1,000
101	Governmental	General Fund	Public Works	Engineering	101-06-600-500-439004	Services & Charges-Other-Dues & Memberships	Other Services & Charges	Baseline Spending	Essential Operations	Administration	3,615	3,571	4,000	4,000	4,000
101	Governmental	General Fund	Public Works	Engineering	101-06-600-500-439005	Services & Charges-Other-Bank & Credit Card Fees	Other Services & Charges	Baseline Spending	Essential Operations	Administration	552	775	500	500	500
101	Governmental	General Fund	Public Works	Engineering	101-06-600-500-439006	Services & Charges-Other-Education & Training	Education & Training	Baseline Spending	Essential Operations	Administration	24,323	7,953	21,000	21,000	21,000
101	Governmental	General Fund	Public Works	Engineering	101-06-600-500-439100	Services & Charges-Other-Refunds/Awards/Indemnities	Other Services & Charges	Baseline Spending	Essential Operations	Administration	-	3,748	1,800	1,800	1,800
101	Governmental	General Fund	Public Works	Engineering	101-06-600-500-452002	Other Uses-Interfund Transfer Out-Allocations-Admin Cost	Other Interfund Allocations	Baseline Spending	Interfund Transfers	Interfund Transfers	45,996	55,204	117,035	117,035	151,411
101	Governmental	General Fund	Public Works	Engineering	101-06-600-500-452003	Other Uses-Interfund Transfer Out-Allocations-IT	Other Interfund Allocations	Baseline Spending	Interfund Transfers	Interfund Transfers	279,301	276,287	276,638	276,638	375,441
101	Governmental	General Fund	Public Works	Engineering	101-06-600-500-452004	Other Uses-Interfund Transfer Out-Allocations-Liability Ins	Other Interfund Allocations	Baseline Spending	Interfund Transfers	Interfund Transfers	14,772	28,225	24,767	24,767	40,402
101	Governmental	General Fund	Public Works	Engineering	101-06-600-500-452006	Other Uses-Interfund Transfer Out-Allocations-Print Shop	Other Interfund Allocations	Baseline Spending	Interfund Transfers	Interfund Transfers	2,962	3,459	-	-	-
101	Governmental	General Fund	Public Works	Engineering	101-06-600-500-452007	Other Uses-Interfund Transfer Out-Allocations-Central Stores	Other Interfund Allocations	Baseline Spending	Interfund Transfers	Interfund Transfers	1,600	2,191	-	-	-

Fund	Fund Classification	Fund Type	Department	Subdivision	Account	Main Account Description	Category	Strategic / Baseline Category 1	Strategic / Baseline Category 2	Strategic / Baseline Category 3	2018 ACTUAL	2019 ACTUAL	2020 ORIGINAL BUDGET	2020 AMENDED BUDGET	2021 PROPOSED BUDGET
101	Governmental	General Fund	Public Works	Sustainability	101-06-601-501-443001	Capital Outlay-Buildings-Building Improvements	Capital	Baseline Spending	Maintenance of Current Capital	Fleet & Building Maintenance	-	-	-	50,000	-
101	Governmental	General Fund	Public Works	Sustainability	101-06-601-501-452003	Other Uses-Interfund Transfer Out-Allocations-IT	Other Interfund Allocations	Baseline Spending	Interfund Transfers	Interfund Transfers	-	19,234	9,149	9,149	19,883
101	Governmental	General Fund	Public Works	Sustainability	101-06-601-501-452004	Other Uses-Interfund Transfer Out-Allocations-Liability Ins	Other Interfund Allocations	Baseline Spending	Interfund Transfers	Interfund Transfers	-	-	591	591	604
101	Governmental	General Fund	Public Works	Streets	101-06-602-503-452000	Other Uses-Interfund Transfer Out-Transfers Out	Interfund Transfers Out	Baseline Spending	Interfund Transfers	Interfund Transfers	-	-	-	500,000	-
101	Governmental	General Fund	Police	Police General	101-08-080-080-410001	Personnel-Salaries & Wages-Salaried Wages	Salaries & Wages	Baseline Spending	Essential Operations	Police	13,786,258	13,955,636	13,648,487	13,632,212	13,353,169
101	Governmental	General Fund	Police	Police General	101-08-080-080-410002	Personnel-Salaries & Wages-Teamster Wages	Salaries & Wages	Baseline Spending	Essential Operations	Police	112,677	109,619	113,106	113,106	119,459
101	Governmental	General Fund	Police	Police General	101-08-080-080-410003	Personnel-Salaries & Wages-Permanent Part Time	Salaries & Wages	Baseline Spending	Essential Operations	Police	119,255	167,815	141,890	141,890	141,890
101	Governmental	General Fund	Police	Police General	101-08-080-080-410004	Personnel-Salaries & Wages-Extra & Overtime	Salaries & Wages	Baseline Spending	Essential Operations	Police	2,297,947	1,773,878	1,724,163	1,724,163	1,645,221
101	Governmental	General Fund	Police	Police General	101-08-080-080-410005	Personnel-Salaries & Wages-Seasonal & Interns	Salaries & Wages	Baseline Spending	Essential Operations	Police	28,760	33,193	36,544	36,544	36,544
101	Governmental	General Fund	Police	Police General	101-08-080-080-410006	Personnel-Salaries & Wages-Bonus	Salaries & Wages	Baseline Spending	Essential Operations	Police	-	2,000	-	-	-
101	Governmental	General Fund	Police	Police General	101-08-080-080-410009	Personnel-Salaries & Wages-Sick Leave Buy Back/Retir	Salaries & Wages	Baseline Spending	Essential Operations	Police	-	21,339	-	15,000	-
101	Governmental	General Fund	Police	Police General	101-08-080-080-410012	Personnel-Salaries & Wages-Special Pays	Salaries & Wages	Baseline Spending	Essential Operations	Police	1,261,384	1,062,005	1,459,876	1,459,876	1,250,192
101	Governmental	General Fund	Police	Police General	101-08-080-080-410013	Personnel-Salaries & Wages-Critical Duty Days	Salaries & Wages	Baseline Spending	Essential Operations	Police	91,661	87,358	81,000	81,000	88,000
101	Governmental	General Fund	Police	Police General	101-08-080-080-410014	Personnel-Salaries & Wages-Contract Add Pays	Salaries & Wages	Baseline Spending	Essential Operations	Police	5,792	5,381	3,008	3,008	3,008
101	Governmental	General Fund	Police	Police General	101-08-080-080-411001	Personnel-Employee Benefits-FICA Regular	Fringe Benefits	Baseline Spending	Essential Operations	Police	174,663	183,582	159,229	159,229	134,484
101	Governmental	General Fund	Police	Police General	101-08-080-080-411002	Personnel-Employee Benefits-FICA Police	Fringe Benefits	Baseline Spending	Essential Operations	Police	206,881	205,620	223,773	223,773	220,208
101	Governmental	General Fund	Police	Police General	101-08-080-080-411004	Personnel-Employee Benefits-PERF Regular	Fringe Benefits	Baseline Spending	Essential Operations	Police	206,385	223,170	213,134	213,134	176,907
101	Governmental	General Fund	Police	Police General	101-08-080-080-411005	Personnel-Employee Benefits-PERF Union	Fringe Benefits	Baseline Spending	Essential Operations	Police	1,858	1,402	1,919	1,919	2,033
101	Governmental	General Fund	Police	Police General	101-08-080-080-411006	Personnel-Employee Benefits-PERF Police Union	Fringe Benefits	Baseline Spending	Essential Operations	Police	2,058,473	2,070,191	2,085,987	2,085,987	1,998,616
101	Governmental	General Fund	Police	Police General	101-08-080-080-411007	Personnel-Employee Benefits-Unemployment Comp	Fringe Benefits	Baseline Spending	Essential Operations	Police	-	-	1,703	1,703	4,042
101	Governmental	General Fund	Police	Police General	101-08-080-080-411008	Personnel-Employee Benefits-Health Insurance	Fringe Benefits	Baseline Spending	Essential Operations	Police	3,372,900	2,254,151	2,658,782	2,658,782	2,531,067
101	Governmental	General Fund	Police	Police General	101-08-080-080-411009	Personnel-Employee Benefits-Life Insurance	Fringe Benefits	Baseline Spending	Essential Operations	Police	28,065	28,085	27,480	27,480	26,160
101	Governmental	General Fund	Police	Police General	101-08-080-080-411012	Personnel-Employee Benefits-Comp Time Buy Back	Fringe Benefits	Baseline Spending	Essential Operations	Police	-	-	-	-	-
101	Governmental	General Fund	Police	Police General	101-08-080-080-411014	Personnel-Employee Benefits-Parental Leave	Fringe Benefits	Baseline Spending	Essential Operations	Police	40,599	41,162	59,604	59,604	57,607
101	Governmental	General Fund	Police	Police General	101-08-080-080-411015	Personnel-Employee Benefits-Other Fringe Benefits	Fringe Benefits	Baseline Spending	Essential Operations	Police	200	200	-	-	-
101	Governmental	General Fund	Police	Police General	101-08-080-080-411200	Personnel-Employee Benefits-Clothing Allowance	Fringe Benefits	Baseline Spending	Essential Operations	Police	268,688	262,512	282,000	282,000	282,000
101	Governmental	General Fund	Police	Police General	101-08-080-080-411201	Personnel-Employee Benefits-Tool Allowance	Fringe Benefits	Baseline Spending	Essential Operations	Police	-	-	195	195	195
101	Governmental	General Fund	Police	Police General	101-08-080-080-411203	Personnel-Employee Benefits-Job Readiness Allow.	Fringe Benefits	Baseline Spending	Essential Operations	Police	1,275	1,488	-	1,275	1,275
101	Governmental	General Fund	Police	Police General	101-08-080-080-411206	Personnel-Employee Benefits-Cell Phone Allowance	Fringe Benefits	Baseline Spending	Essential Operations	Police	3,775	3,665	5,788	5,788	5,788
101	Governmental	General Fund	Police	Police General	101-08-080-080-421000	Supplies-Office-Other Office Supplies	Supplies	Baseline Spending	Essential Operations	Police	1,288	-	-	-	-
101	Governmental	General Fund	Police	Police General	101-08-080-080-421002	Supplies-Office-Stationary & Printing	Supplies	Baseline Spending	Essential Operations	Police	33,407	27,364	25,000	40,140	25,000
101	Governmental	General Fund	Police	Police General	101-08-080-080-421005	Supplies-Office-Print Shop Jobs Supplies	Supplies	Baseline Spending	Essential Operations	Police	2,871	2,126	-	-	-
101	Governmental	General Fund	Police	Police General	101-08-080-080-422000	Supplies-Operating-Other Operating Supplies	Supplies	Baseline Spending	Essential Operations	Police	549,053	194,573	300,000	348,083	403,000
101	Governmental	General Fund	Police	Police General	101-08-080-080-422001	Supplies-Operating-C.S. Gasoline	Supplies	Baseline Spending	Essential Operations	Police	67,259	515,652	787,943	787,943	634,960
101	Governmental	General Fund	Police	Police General	101-08-080-080-422003	Supplies-Operating-Gasoline	Supplies	Baseline Spending	Essential Operations	Police	3,856	2,668	3,000	3,000	3,000
101	Governmental	General Fund	Police	Police General	101-08-080-080-422005	Supplies-Operating-Uniforms	Supplies	Baseline Spending	Essential Operations	Police	28,564	110,645	100,000	100,000	30,000
101	Governmental	General Fund	Police	Police General	101-08-080-080-422007	Supplies-Operating-Cleaning Supplies	Supplies	Baseline Spending	Essential Operations	Police	10,245	10,360	10,000	10,289	10,000
101	Governmental	General Fund	Police	Police General	101-08-080-080-422008	Supplies-Operating-Medical/Safety Supplies	Supplies	Baseline Spending	Essential Operations	Police	1,127	2,145	3,000	3,000	3,000
101	Governmental	General Fund	Police	Police General	101-08-080-080-422010	Supplies-Operating-Plants Chemicals Seed & Fertilizer	Supplies	Baseline Spending	Essential Operations	Police	501	-	-	-	-
101	Governmental	General Fund	Police	Police General	101-08-080-080-422022	Supplies-Operating-Laboratory Supplies	Supplies	Baseline Spending	Essential Operations	Police	10,234	24,324	-	191	-
101	Governmental	General Fund	Police	Police General	101-08-080-080-423001	Supplies-Repair & Maint-Building Materials	Supplies	Baseline Spending	Essential Operations	Police	5,438	12,058	15,000	15,247	15,000
101	Governmental	General Fund	Police	Police General	101-08-080-080-423006	Supplies-Repair & Maint-Small Tools & Equipment	Supplies	Baseline Spending	Essential Operations	Police	805	3,907	7,000	7,000	5,000

Fund	Fund Classification	Fund Type	Department	Subdivision	Account	Main Account Description	Category	Strategic / Baseline Category 1	Strategic / Baseline Category 2	Strategic / Baseline Category 3	2018 ACTUAL	2019 ACTUAL	2020 ORIGINAL BUDGET	2020 AMENDED BUDGET	2021 PROPOSED BUDGET
101	Governmental	General Fund	Police	Police General	101-08-080-080-423009	Supplies-Repair & Maint-Repair Parts	Supplies	Baseline Spending	Essential Operations	Police	-	-	5,000	5,000	5,000
101	Governmental	General Fund	Police	Police General	101-08-080-080-431000	Services & Charges-Professional-Other Professional Svcs	Professional Services	Baseline Spending	Essential Operations	Police			10,000	10,000	10,000
101	Governmental	General Fund	Police	Police General	101-08-080-080-431000	Services & Charges-Professional-Other Professional Svcs	Salaries & Wages	Baseline Spending	Essential Operations	Police	209,454	500,397	-	272,529	335,000
101	Governmental	General Fund	Police	Police General	101-08-080-080-431001	Services & Charges-Professional-Legal Services	Professional Services	Baseline Spending	Essential Operations	Police	211,943	144,022	350,000	290,000	350,000
101	Governmental	General Fund	Police	Police General	101-08-080-080-431012	Services & Charges-Professional-Veterinary Services	Professional Services	Baseline Spending	Essential Operations	Police	13,113	13,185	15,000	16,057	15,000
101	Governmental	General Fund	Police	Police General	101-08-080-080-431014	Services & Charges-Professional-Collection Costs	Professional Services	Baseline Spending	Essential Operations	Police	75	100	-	-	-
101	Governmental	General Fund	Police	Police General	101-08-080-080-432000	Services & Charges-Communication & Transp-Other	Other Services & Charges	Baseline Spending	Essential Operations	Police	-	-	26,000	26,000	-
101	Governmental	General Fund	Police	Police General	101-08-080-080-432002	Services & Charges-Communication & Transp-Mailing	Other Services & Charges	Baseline Spending	Essential Operations	Police	9,786	7,382	12,000	12,209	12,000
101	Governmental	General Fund	Police	Police General	101-08-080-080-432003	Services & Charges-Communication & Transp-Travel	Education & Training	Baseline Spending	Essential Operations	Administration	1,433	1,339	-	-	-
101	Governmental	General Fund	Police	Police General	101-08-080-080-432005	Services & Charges-Communication & Transp-Mileage Reimb	Travel	Baseline Spending	Essential Operations	Police	-	-	250	250	250
101	Governmental	General Fund	Police	Police General	101-08-080-080-433001	Services & Charges-Printing & Ad-Outside Printing Services	Printing & Advertising	Baseline Spending	Essential Operations	Police	-	-	24,721	24,721	24,721
101	Governmental	General Fund	Police	Police General	101-08-080-080-435001	Services & Charges-Utility Services-Electric	Utilities	Baseline Spending	Essential Operations	Police	138,902	138,694	129,630	129,630	129,630
101	Governmental	General Fund	Police	Police General	101-08-080-080-435002	Services & Charges-Utility Services-Natural Gas	Utilities	Baseline Spending	Essential Operations	Police	28,779	29,447	27,778	27,778	27,778
101	Governmental	General Fund	Police	Police General	101-08-080-080-435004	Services & Charges-Utility Services-Water	Utilities	Baseline Spending	Essential Operations	Police	16,237	16,925	17,000	17,000	17,000
101	Governmental	General Fund	Police	Police General	101-08-080-080-436001	Services & Charges-Repairs & Maint-Building R&M	Repairs & Maintenance	Baseline Spending	Maintenance of Current Capital	Fleet & Building Maintenance	38,765	36,060	60,000	94,279	60,000
101	Governmental	General Fund	Police	Police General	101-08-080-080-436002	Services & Charges-Repairs & Maint-Office Equip R&M	Repairs & Maintenance	Baseline Spending	Maintenance of Current Capital	Fleet & Building Maintenance	39,617	22,051	55,000	55,537	25,000
101	Governmental	General Fund	Police	Police General	101-08-080-080-436003	Services & Charges-Repairs & Maint-Auto Equip R&M	Repairs & Maintenance	Baseline Spending	Maintenance of Current Capital	Fleet & Building Maintenance	116,337	641,958	750,000	736,895	675,000
101	Governmental	General Fund	Police	Police General	101-08-080-080-436005	Services & Charges-Repairs & Maint-Other Equip R&M	Repairs & Maintenance	Baseline Spending	Maintenance of Current Capital	Fleet & Building Maintenance	5,115	10,158	15,199	15,199	15,199
101	Governmental	General Fund	Police	Police General	101-08-080-080-436006	Services & Charges-Repairs & Maint-Radio Equip R&M	Repairs & Maintenance	Baseline Spending	Maintenance of Current Capital	Fleet & Building Maintenance	128,159	196,032	161,828	161,828	205,000
101	Governmental	General Fund	Police	Police General	101-08-080-080-437001	Services & Charges-Rentals-Land	Other Services & Charges	Baseline Spending	Essential Operations	Police	26,500	27,000	27,500	28,000	28,500
101	Governmental	General Fund	Police	Police General	101-08-080-080-438100	Services & Charges-Debt Service-Principal	Debt Service Principal	Baseline Spending	Debt Service	Debt Service	141,435	137,083	139,178	139,178	141,306
101	Governmental	General Fund	Police	Police General	101-08-080-080-438200	Services & Charges-Debt Service-Interest	Debt Service Interest & Fees	Baseline Spending	Debt Service	Debt Service	8,406	5,837	3,742	3,742	1,616
101	Governmental	General Fund	Police	Police General	101-08-080-080-439000	Services & Charges-Other-Misc Charges & Svcs	Other Services & Charges	Baseline Spending	Essential Operations	Police	93,325	45,329	90,000	90,889	90,000
101	Governmental	General Fund	Police	Police General	101-08-080-080-439003	Services & Charges-Other-Subscriptions	Other Services & Charges	Baseline Spending	Essential Operations	Police	578	1,056	1,000	1,000	1,000
101	Governmental	General Fund	Police	Police General	101-08-080-080-439004	Services & Charges-Other-Dues & Memberships	Other Services & Charges	Baseline Spending	Essential Operations	Police	3,559	1,825	3,108	3,360	3,108
101	Governmental	General Fund	Police	Police General	101-08-080-080-439006	Services & Charges-Other-Education & Training	Education & Training	Baseline Spending	Essential Operations	Administration	4,785	350	-	-	-
101	Governmental	General Fund	Police	Police General	101-08-080-080-439100	Services & Charges-Other-Refunds/Awards/Indemnities	Other Services & Charges	Baseline Spending	Essential Operations	Police	-	-	5,000	5,000	5,000
101	Governmental	General Fund	Police	Police General	101-08-080-080-439300	Services & Charges-Other-Grants & Subsidies	Other Services & Charges	Baseline Spending	Essential Operations	Police	15,916	3,026	10,000	19,248	10,000
101	Governmental	General Fund	Police	Police General	101-08-080-080-439999	Services & Charges-Other-Bad Debt Expense	Other Services & Charges	Baseline Spending	Essential Operations	Police	-	-	300	300	300
101	Governmental	General Fund	Police	Police General	101-08-080-080-445001	Capital Outlay-Machinery & Equip-Police Equipment	Capital	Baseline Spending	Maintenance of Current Capital	Fleet Replacement	-	102,885	-	-	-
101	Governmental	General Fund	Police	Police General	101-08-080-080-452000	Other Uses-Interfund Transfer Out-Transfers Out	Interfund Transfers Out	Baseline Spending	Interfund Transfers	Interfund Transfers	-	26,423	-	-	-
101	Governmental	General Fund	Police	Police General	101-08-080-080-452002	Other Uses-Interfund Transfer Out-Allocations-Admin Cost	Other Interfund Allocations	Baseline Spending	Interfund Transfers	Interfund Transfers	964,116	1,000,414	1,214,804	1,214,804	1,446,882
101	Governmental	General Fund	Police	Police General	101-08-080-080-452003	Other Uses-Interfund Transfer Out-Allocations-IT	Other Interfund Allocations	Baseline Spending	Interfund Transfers	Interfund Transfers	1,437,435	1,651,370	1,316,652	1,316,652	2,254,788
101	Governmental	General Fund	Police	Police General	101-08-080-080-452004	Other Uses-Interfund Transfer Out-Allocations-Liability Ins	Other Interfund Allocations	Baseline Spending	Interfund Transfers	Interfund Transfers	612,148	1,628,559	1,113,665	1,113,665	1,164,147
101	Governmental	General Fund	Police	Police General	101-08-080-080-452006	Other Uses-Interfund Transfer Out-Allocations-Print Shop	Other Interfund Allocations	Baseline Spending	Interfund Transfers	Interfund Transfers	20,605	24,156	-	-	-
101	Governmental	General Fund	Police	Police General	101-08-080-080-452007	Other Uses-Interfund Transfer Out-Allocations-Central Stores	Other Interfund Allocations	Baseline Spending	Interfund Transfers	Interfund Transfers	20,944	28,773	-	-	-
101	Governmental	General Fund	Police	Police General	101-08-080-080-452009	Other Uses-Interfund Transfer Out-Allocations-Facilities Mgt	Other Interfund Allocations	Baseline Spending	Interfund Transfers	Interfund Transfers	-	-	6,310	6,310	6,036
101	Governmental	General Fund	Police	Crime Lab	101-08-080-083-410001	Personnel-Salaries & Wages-Salaried Wages	Salaries & Wages	Baseline Spending	Essential Operations	Police	-	-	396,005	396,005	435,148
101	Governmental	General Fund	Police	Crime Lab	101-08-080-083-410003	Personnel-Salaries & Wages-Permanent Part Time	Salaries & Wages	Baseline Spending	Essential Operations	Police	-	-	28,611	28,611	28,611
101	Governmental	General Fund	Police	Crime Lab	101-08-080-083-410004	Personnel-Salaries & Wages-Extra & Overtime	Salaries & Wages	Baseline Spending	Essential Operations	Police	-	-	-	-	-
101	Governmental	General Fund	Police	Crime Lab	101-08-080-083-411001	Personnel-Employee Benefits-FICA Regular	Fringe Benefits	Baseline Spending	Essential Operations	Police	-	-	32,483	32,483	35,478
101	Governmental	General Fund	Police	Crime Lab	101-08-080-083-411004	Personnel-Employee Benefits-PERF Regular	Fringe Benefits	Baseline Spending	Essential Operations	Police	-	-	44,353	44,353	48,737

Fund	Fund Classification	Fund Type	Department	Subdivision	Account	Main Account Description	Category	Strategic / Baseline Category 1	Strategic / Baseline Category 2	Strategic / Baseline Category 3	2018 ACTUAL	2019 ACTUAL	2020 ORIGINAL BUDGET	2020 AMENDED BUDGET	2021 PROPOSED BUDGET
101	Governmental	General Fund	Police	Crime Lab	101-08-080-083-411007	Personnel-Employee Benefits-Unemployment Comp	Fringe Benefits	Baseline Spending	Essential Operations	Police	-	-	40	40	131
101	Governmental	General Fund	Police	Crime Lab	101-08-080-083-411008	Personnel-Employee Benefits-Health Insurance	Fringe Benefits	Baseline Spending	Essential Operations	Police	-	-	81,273	81,273	81,273
101	Governmental	General Fund	Police	Crime Lab	101-08-080-083-411009	Personnel-Employee Benefits-Life Insurance	Fringe Benefits	Baseline Spending	Essential Operations	Police	-	-	840	840	840
101	Governmental	General Fund	Police	Crime Lab	101-08-080-083-411014	Personnel-Employee Benefits-Parental Leave	Fringe Benefits	Baseline Spending	Essential Operations	Police	-	-	1,386	1,386	1,523
101	Governmental	General Fund	Police	Crime Lab	101-08-080-083-422022	Supplies-Operating-Laboratory Supplies	Supplies	Baseline Spending	Essential Operations	Police	-	-	17,000	17,000	17,000
101	Governmental	General Fund	Police	Crime Lab	101-08-080-083-431000	Services & Charges-Professional-Other Professional Svcs	Professional Services	Baseline Spending	Essential Operations	Police	-	-	-	-	-
101	Governmental	General Fund	Police	Crime Lab	101-08-080-083-432003	Services & Charges-Communication & Transp-Travel	Education & Training	Baseline Spending	Essential Operations	Police	-	-	-	-	-
101	Governmental	General Fund	Police	Crime Lab	101-08-080-083-436000	Services & Charges-Repairs & Maint-Other R&M	Repairs & Maintenance	Baseline Spending	Maintenance of Current Capital	Fleet & Building Maintenance	-	-	-	-	-
101	Governmental	General Fund	Police	Crime Lab	101-08-080-083-438100	Services & Charges-Debt Service-Principal	Debt Service Principal	Baseline Spending	Debt Service	Debt Service	-	-	25,416	25,416	-
101	Governmental	General Fund	Police	Crime Lab	101-08-080-083-438200	Services & Charges-Debt Service-Interest	Debt Service Interest & Fees	Baseline Spending	Debt Service	Debt Service	-	-	3,861	3,861	-
101	Governmental	General Fund	Police	Crime Lab	101-08-080-083-439000	Services & Charges-Other-Misc Charges & Svcs	Other Services & Charges	Baseline Spending	Essential Operations	Police	-	-	-	-	-
101	Governmental	General Fund	Police	Crime Lab	101-08-080-083-439004	Services & Charges-Other-Dues & Memberships	Other Services & Charges	Baseline Spending	Essential Operations	Police	-	-	-	-	-
101	Governmental	General Fund	Police	Crime Lab	101-08-080-083-439006	Services & Charges-Other-Education & Training	Education & Training	Baseline Spending	Essential Operations	Police	-	-	-	-	-
101	Governmental	General Fund	Police	Crime Lab	101-08-080-083-452002	Other Uses-Interfund Transfer Out-Allocations-Admin Cost	Other Interfund Allocations	Baseline Spending	Interfund Transfers	Interfund Transfers	-	-	-	-	30,219
101	Governmental	General Fund	Police	Crime Lab	101-08-080-083-452003	Other Uses-Interfund Transfer Out-Allocations-IT	Other Interfund Allocations	Baseline Spending	Interfund Transfers	Interfund Transfers	-	-	-	-	117,875
101	Governmental	General Fund	Police	Crime Lab	101-08-080-083-452004	Other Uses-Interfund Transfer Out-Allocations-Liability Ins	Other Interfund Allocations	Baseline Spending	Interfund Transfers	Interfund Transfers	-	-	-	-	795
101	Governmental	General Fund	Fire	Fire General	101-09-090-090-410001	Personnel-Salaries & Wages-Salaried Wages	Salaries & Wages	Baseline Spending	Essential Operations	Fire/EMS	10,595,540	10,471,969	13,028,854	13,143,450	13,003,971
101	Governmental	General Fund	Fire	Fire General	101-09-090-090-410003	Personnel-Salaries & Wages-Permanent Part Time	Salaries & Wages	Baseline Spending	Essential Operations	Fire/EMS	-	3,182	-	6,000	-
101	Governmental	General Fund	Fire	Fire General	101-09-090-090-410004	Personnel-Salaries & Wages-Extra & Overtime	Salaries & Wages	Baseline Spending	Essential Operations	Fire/EMS	1,235,650	1,422,432	1,295,043	1,295,043	1,560,600
101	Governmental	General Fund	Fire	Fire General	101-09-090-090-410005	Personnel-Salaries & Wages-Seasonal & Interns	Salaries & Wages	Baseline Spending	Essential Operations	Fire/EMS	-	-	6,000	6,000	6,000
101	Governmental	General Fund	Fire	Fire General	101-09-090-090-410008	Personnel-Salaries & Wages-FLSA	Salaries & Wages	Baseline Spending	Essential Operations	Fire/EMS	103,116	80,888	168,300	162,300	-
101	Governmental	General Fund	Fire	Fire General	101-09-090-090-410009	Personnel-Salaries & Wages-Sick Leave Buy Back/Retir	Salaries & Wages	Baseline Spending	Essential Operations	Fire/EMS	245,909	90,971	306,000	306,000	206,000
101	Governmental	General Fund	Fire	Fire General	101-09-090-090-410012	Personnel-Salaries & Wages-Special Pays	Salaries & Wages	Baseline Spending	Essential Operations	Fire/EMS	496,831	442,549	499,500	499,500	499,500
101	Governmental	General Fund	Fire	Fire General	101-09-090-090-410013	Personnel-Salaries & Wages-Critical Duty Days	Salaries & Wages	Baseline Spending	Essential Operations	Fire/EMS	51,458	42,736	121,727	121,727	60,863
101	Governmental	General Fund	Fire	Fire General	101-09-090-090-410015	Personnel-Salaries & Wages-Neo Natal	Salaries & Wages	Baseline Spending	Essential Operations	Fire/EMS	10,093	26,416	-	-	-
101	Governmental	General Fund	Fire	Fire General	101-09-090-090-410018	Personnel-Salaries & Wages-Fire Pro Pay	Salaries & Wages	Baseline Spending	Essential Operations	Fire/EMS	256,373	160,394	677,714	677,714	542,015
101	Governmental	General Fund	Fire	Fire General	101-09-090-090-410021	Personnel-Salaries & Wages-Working Out Of Classification	Salaries & Wages	Baseline Spending	Essential Operations	Fire/EMS	95,490	83,930	113,220	113,220	124,333
101	Governmental	General Fund	Fire	Fire General	101-09-090-090-411001	Personnel-Employee Benefits-FICA Regular	Fringe Benefits	Baseline Spending	Essential Operations	Fire/EMS	24,048	29,982	19,042	19,042	11,670
101	Governmental	General Fund	Fire	Fire General	101-09-090-090-411003	Personnel-Employee Benefits-FICA Fire	Fringe Benefits	Baseline Spending	Essential Operations	Fire/EMS	172,792	171,130	238,211	238,211	236,599
101	Governmental	General Fund	Fire	Fire General	101-09-090-090-411004	Personnel-Employee Benefits-PERF Regular	Fringe Benefits	Baseline Spending	Essential Operations	Fire/EMS	17,165	15,372	27,206	27,206	16,414
101	Governmental	General Fund	Fire	Fire General	101-09-090-090-411005	Personnel-Employee Benefits-PERF Union	Fringe Benefits	Baseline Spending	Essential Operations	Fire/EMS	1,836,757	1,751,709	2,297,463	2,297,463	2,264,642
101	Governmental	General Fund	Fire	Fire General	101-09-090-090-411007	Personnel-Employee Benefits-Unemployment Comp	Fringe Benefits	Baseline Spending	Essential Operations	Fire/EMS	-	-	1,633	1,633	3,938
101	Governmental	General Fund	Fire	Fire General	101-09-090-090-411008	Personnel-Employee Benefits-Health Insurance	Fringe Benefits	Baseline Spending	Essential Operations	Fire/EMS	2,593,357	1,611,559	2,473,015	2,473,015	2,438,184
101	Governmental	General Fund	Fire	Fire General	101-09-090-090-411009	Personnel-Employee Benefits-Life Insurance	Fringe Benefits	Baseline Spending	Essential Operations	Fire/EMS	21,088	19,986	25,560	25,560	25,200
101	Governmental	General Fund	Fire	Fire General	101-09-090-090-411011	Personnel-Employee Benefits-Education/Tuition Reimb	Fringe Benefits	Baseline Spending	Essential Operations	Fire/EMS	21,210	11,395	10,750	16,387	12,000
101	Governmental	General Fund	Fire	Fire General	101-09-090-090-411012	Personnel-Employee Benefits-Comp Time Buy Back	Fringe Benefits	Baseline Spending	Essential Operations	Fire/EMS	114,335	94,396	120,000	120,000	120,000
101	Governmental	General Fund	Fire	Fire General	101-09-090-090-411014	Personnel-Employee Benefits-Parental Leave	Fringe Benefits	Baseline Spending	Essential Operations	Fire/EMS	30,673	31,951	57,158	57,158	56,421
101	Governmental	General Fund	Fire	Fire General	101-09-090-090-411015	Personnel-Employee Benefits-Other Fringe Benefits	Fringe Benefits	Baseline Spending	Essential Operations	Fire/EMS	57,585	53,410	72,100	72,100	55,650
101	Governmental	General Fund	Fire	Fire General	101-09-090-090-411200	Personnel-Employee Benefits-Clothing Allowance	Fringe Benefits	Baseline Spending	Essential Operations	Fire/EMS	145,183	134,839	197,025	197,025	198,875
101	Governmental	General Fund	Fire	Fire General	101-09-090-090-411206	Personnel-Employee Benefits-Cell Phone Allowance	Fringe Benefits	Baseline Spending	Essential Operations	Fire/EMS	10,065	12,320	12,540	12,540	12,540
101	Governmental	General Fund	Fire	Fire General	101-09-090-090-421000	Supplies-Office-Other Office Supplies	Supplies	Baseline Spending	Essential Operations	Fire/EMS	629	-	-	-	-
101	Governmental	General Fund	Fire	Fire General	101-09-090-090-421002	Supplies-Office-Stationary & Printing	Supplies	Baseline Spending	Essential Operations	Fire/EMS	9,784	6,786	10,500	10,677	10,500

Fund	Fund Classification	Fund Type	Department	Subdivision	Account	Main Account Description	Category	Strategic / Baseline Category 1	Strategic / Baseline Category 2	Strategic / Baseline Category 3	2018 ACTUAL	2019 ACTUAL	2020 ORIGINAL BUDGET	2020 AMENDED BUDGET	2021 PROPOSED BUDGET
101	Governmental	General Fund	Fire	Fire General	101-09-090-090-421005	Supplies-Office-Print Shop Jobs Supplies	Supplies	Baseline Spending	Essential Operations	Fire/EMS	-	462	-	-	-
101	Governmental	General Fund	Fire	Fire General	101-09-090-090-422000	Supplies-Operating-Other Operating Supplies	Supplies	Baseline Spending	Essential Operations	Fire/EMS	288,141	397,665	310,000	342,272	390,000
101	Governmental	General Fund	Fire	Fire General	101-09-090-090-422001	Supplies-Operating-C.S. Gasoline	Supplies	Baseline Spending	Essential Operations	Fire/EMS	21,185	126,785	153,287	153,287	169,241
101	Governmental	General Fund	Fire	Fire General	101-09-090-090-422003	Supplies-Operating-Gasoline	Supplies	Baseline Spending	Essential Operations	Fire/EMS	-	-	500	500	500
101	Governmental	General Fund	Fire	Fire General	101-09-090-090-422007	Supplies-Operating-Cleaning Supplies	Supplies	Baseline Spending	Essential Operations	Fire/EMS	32,039	31,094	32,000	34,381	32,000
101	Governmental	General Fund	Fire	Fire General	101-09-090-090-422019	Supplies-Operating-Station Allowance	Supplies	Baseline Spending	Essential Operations	Fire/EMS	8,839	15,115	14,150	15,676	14,150
101	Governmental	General Fund	Fire	Fire General	101-09-090-090-423001	Supplies-Repair & Maint-Building Materials	Supplies	Baseline Spending	Essential Operations	Fire/EMS	-	-	8,000	8,000	8,000
101	Governmental	General Fund	Fire	Fire General	101-09-090-090-423006	Supplies-Repair & Maint-Small Tools & Equipment	Supplies	Baseline Spending	Essential Operations	Fire/EMS	45,133	7,430	42,000	46,207	42,000
101	Governmental	General Fund	Fire	Fire General	101-09-090-090-431000	Services & Charges-Professional-Other Professional Svcs	Professional Services	Baseline Spending	Essential Operations	Fire/EMS	134,419	282,677	190,000	195,940	170,000
101	Governmental	General Fund	Fire	Fire General	101-09-090-090-431001	Services & Charges-Professional-Legal Services	Professional Services	Baseline Spending	Essential Operations	Fire/EMS	28,583	11,840	34,000	34,000	34,000
101	Governmental	General Fund	Fire	Fire General	101-09-090-090-432003	Services & Charges-Communication & Transp-Travel	Travel	Baseline Spending	Essential Operations	Fire/EMS	38,825	38,139	20,500	20,500	20,500
101	Governmental	General Fund	Fire	Fire General	101-09-090-090-432004	Services & Charges-Communication & Transp-Telecommunications	Other Services & Charges	Baseline Spending	Essential Operations	Fire/EMS	-	-	20,000	20,000	20,000
101	Governmental	General Fund	Fire	Fire General	101-09-090-090-433001	Services & Charges-Printing & Ad-Outside Printing Services	Printing & Advertising	Baseline Spending	Essential Operations	Fire/EMS	132	-	22,214	22,214	22,214
101	Governmental	General Fund	Fire	Fire General	101-09-090-090-435001	Services & Charges-Utility Services-Electric	Utilities	Baseline Spending	Essential Operations	Fire/EMS	156,406	155,874	175,185	175,185	200,000
101	Governmental	General Fund	Fire	Fire General	101-09-090-090-435002	Services & Charges-Utility Services-Natural Gas	Utilities	Baseline Spending	Essential Operations	Fire/EMS	55,076	61,584	54,481	54,481	65,000
101	Governmental	General Fund	Fire	Fire General	101-09-090-090-435004	Services & Charges-Utility Services-Water	Utilities	Baseline Spending	Essential Operations	Fire/EMS	63,653	70,142	55,000	55,000	75,000
101	Governmental	General Fund	Fire	Fire General	101-09-090-090-436001	Services & Charges-Repairs & Maint-Building R&M	Repairs & Maintenance	Baseline Spending	Maintenance of Current Capital	Fleet & Building Maintenance	185,169	211,863	185,000	198,176	115,000
101	Governmental	General Fund	Fire	Fire General	101-09-090-090-436002	Services & Charges-Repairs & Maint-Office Equip R&M	Repairs & Maintenance	Baseline Spending	Maintenance of Current Capital	Fleet & Building Maintenance	-	-	4,000	4,000	4,000
101	Governmental	General Fund	Fire	Fire General	101-09-090-090-436003	Services & Charges-Repairs & Maint-Auto Equip R&M	Repairs & Maintenance	Baseline Spending	Maintenance of Current Capital	Fleet & Building Maintenance	643,232	735,514	550,000	574,995	770,000
101	Governmental	General Fund	Fire	Fire General	101-09-090-090-436005	Services & Charges-Repairs & Maint-Other Equip R&M	Repairs & Maintenance	Baseline Spending	Maintenance of Current Capital	Fleet & Building Maintenance	6,285	4,254	18,000	18,000	18,000
101	Governmental	General Fund	Fire	Fire General	101-09-090-090-436006	Services & Charges-Repairs & Maint-Radio Equip R&M	Repairs & Maintenance	Baseline Spending	Maintenance of Current Capital	Fleet & Building Maintenance	76,511	91,149	50,000	50,000	125,000
101	Governmental	General Fund	Fire	Fire General	101-09-090-090-439000	Services & Charges-Other-Misc Charges & Svcs	Other Services & Charges	Baseline Spending	Essential Operations	Fire/EMS	(66)	-	2,000	2,000	2,000
101	Governmental	General Fund	Fire	Fire General	101-09-090-090-439002	Services & Charges-Other-Licenses & Permits	Other Services & Charges	Baseline Spending	Essential Operations	Fire/EMS	-	-	-	140	-
101	Governmental	General Fund	Fire	Fire General	101-09-090-090-439003	Services & Charges-Other-Subscriptions	Other Services & Charges	Baseline Spending	Essential Operations	Fire/EMS	2,259	829	2,000	2,000	2,000
101	Governmental	General Fund	Fire	Fire General	101-09-090-090-439004	Services & Charges-Other-Dues & Memberships	Other Services & Charges	Baseline Spending	Essential Operations	Fire/EMS	2,693	2,907	12,500	12,360	12,500
101	Governmental	General Fund	Fire	Fire General	101-09-090-090-439005	Services & Charges-Other-Bank & Credit Card Fees	Other Services & Charges	Baseline Spending	Essential Operations	Fire/EMS	6,534	1,966	-	-	-
101	Governmental	General Fund	Fire	Fire General	101-09-090-090-439006	Services & Charges-Other-Education & Training	Education & Training	Baseline Spending	Essential Operations	Fire/EMS	76,396	51,604	93,000	93,000	73,000
101	Governmental	General Fund	Fire	Fire General	101-09-090-090-439017	Services & Charges-Other-Boards Ups	Other Services & Charges	Baseline Spending	Essential Operations	Fire/EMS	1,050	-	2,000	2,000	2,000
101	Governmental	General Fund	Fire	Fire General	101-09-090-090-452000	Other Uses-Interfund Transfer Out-Transfers Out	Interfund Transfers Out	Baseline Spending	Interfund Transfers	Interfund Transfers	-	608,052	-	-	-
101	Governmental	General Fund	Fire	Fire General	101-09-090-090-452002	Other Uses-Interfund Transfer Out-Allocations-Admin Cost	Other Interfund Allocations	Baseline Spending	Interfund Transfers	Interfund Transfers	700,620	738,193	1,090,332	1,090,332	1,236,935
101	Governmental	General Fund	Fire	Fire General	101-09-090-090-452003	Other Uses-Interfund Transfer Out-Allocations-IT	Other Interfund Allocations	Baseline Spending	Interfund Transfers	Interfund Transfers	704,630	733,554	559,868	559,868	909,467
101	Governmental	General Fund	Fire	Fire General	101-09-090-090-452004	Other Uses-Interfund Transfer Out-Allocations-Liability Ins	Other Interfund Allocations	Baseline Spending	Interfund Transfers	Interfund Transfers	-	374,983	231,995	231,995	349,059
101	Governmental	General Fund	Fire	Fire General	101-09-090-090-452006	Other Uses-Interfund Transfer Out-Allocations-Print Shop	Other Interfund Allocations	Baseline Spending	Interfund Transfers	Interfund Transfers	17,765	20,727	-	-	-
101	Governmental	General Fund	Fire	Fire General	101-09-090-090-452007	Other Uses-Interfund Transfer Out-Allocations-Central Stores	Other Interfund Allocations	Baseline Spending	Interfund Transfers	Interfund Transfers	75,963	112,321	-	-	-
101	Governmental	General Fund	Fire	Fire General	101-09-090-090-452009	Other Uses-Interfund Transfer Out-Allocations-Facilities Mgt	Other Interfund Allocations	Baseline Spending	Interfund Transfers	Interfund Transfers	-	-	8,335	8,335	7,807
101	Governmental	General Fund	Fire	Fire General	101-09-090-092-422000	Supplies-Operating-Other Operating Supplies	Supplies	Baseline Spending	Essential Operations	Fire/EMS	-	-	323,500	5,000	5,000
101	Governmental	General Fund	Fire	Fire General	101-09-090-092-435001	Services & Charges-Utility Services-Electric	Utilities	Baseline Spending	Essential Operations	Fire/EMS	-	-	10,000	10,000	10,000
101	Governmental	General Fund	Fire	Fire General	101-09-090-092-435002	Services & Charges-Utility Services-Natural Gas	Utilities	Baseline Spending	Essential Operations	Fire/EMS	-	-	14,500	14,500	14,500
101	Governmental	General Fund	Fire	Fire General	101-09-090-092-435004	Services & Charges-Utility Services-Water	Utilities	Baseline Spending	Essential Operations	Fire/EMS	-	-	8,500	8,500	8,500
101	Governmental	General Fund	Fire	Fire General	101-09-090-092-436005	Services & Charges-Repairs & Maint-Other Equip R&M	Repairs & Maintenance	Baseline Spending	Maintenance of Current Capital	Fleet & Building Maintenance	-	-	110,000	110,000	110,000
101	Governmental	General Fund	Fire	Fire General	101-09-092-095-410001	Personnel-Salaries & Wages-Salaried Wages	Salaries & Wages	Baseline Spending	Essential Operations	Fire/EMS	-	-	138,605	138,605	150,859
101	Governmental	General Fund	Fire	Fire General	101-09-092-095-411001	Personnel-Employee Benefits-FICA Regular	Fringe Benefits	Baseline Spending	Essential Operations	Fire/EMS	-	-	10,603	10,603	11,541

Fund	Fund Classification	Fund Type	Department	Subdivision	Account	Main Account Description	Category	Strategic / Baseline Category 1	Strategic / Baseline Category 2	Strategic / Baseline Category 3	2018 ACTUAL	2019 ACTUAL	2020 ORIGINAL BUDGET	2020 AMENDED BUDGET	2021 PROPOSED BUDGET
101	Governmental	General Fund	Fire	Fire General	101-09-092-095-411004	Personnel-Employee Benefits-PERF Regular	Fringe Benefits	Baseline Spending	Essential Operations	Fire/EMS	-	-	15,524	15,524	16,896
101	Governmental	General Fund	Fire	Fire General	101-09-092-095-411007	Personnel-Employee Benefits-Unemployment Comp	Fringe Benefits	Baseline Spending	Essential Operations	Fire/EMS	-	-	14	14	45
101	Governmental	General Fund	Fire	Fire General	101-09-092-095-411008	Personnel-Employee Benefits-Health Insurance	Fringe Benefits	Baseline Spending	Essential Operations	Fire/EMS	-	-	46,442	46,442	46,442
101	Governmental	General Fund	Fire	Fire General	101-09-092-095-411009	Personnel-Employee Benefits-Life Insurance	Fringe Benefits	Baseline Spending	Essential Operations	Fire/EMS	-	-	480	480	480
101	Governmental	General Fund	Fire	Fire General	101-09-092-095-411014	Personnel-Employee Benefits-Parental Leave	Fringe Benefits	Baseline Spending	Essential Operations	Fire/EMS	-	-	485	485	528
101	Governmental	General Fund	Fire	Fire General	101-09-092-095-421002	Supplies-Office-Stationary & Printing	Supplies	Baseline Spending	Essential Operations	Fire/EMS	-	-	2,000	2,000	2,000
101	Governmental	General Fund	Fire	Fire General	101-09-092-095-422000	Supplies-Operating-Other Operating Supplies	Supplies	Baseline Spending	Essential Operations	Fire/EMS	-	-	5,000	323,500	323,500
101	Governmental	General Fund	Fire	Fire General	101-09-092-095-422001	Supplies-Operating-C.S. Gasoline	Supplies	Baseline Spending	Essential Operations	Fire/EMS	-	-	51,096	51,096	-
101	Governmental	General Fund	Fire	Fire General	101-09-092-095-423006	Supplies-Repair & Maint-Small Tools & Equipment	Supplies	Baseline Spending	Essential Operations	Fire/EMS	-	-	7,400	7,400	7,400
101	Governmental	General Fund	Fire	Fire General	101-09-092-095-431000	Services & Charges-Professional-Other Professional Svcs	Professional Services	Baseline Spending	Essential Operations	Fire/EMS	-	-	54,610	54,610	54,610
101	Governmental	General Fund	Fire	Fire General	101-09-092-095-431004	Services & Charges-Professional-Accounting	Professional Services	Baseline Spending	Essential Operations	Fire/EMS	-	-	6,000	6,000	6,000
101	Governmental	General Fund	Fire	Fire General	101-09-092-095-431014	Services & Charges-Professional-Collection Costs	Professional Services	Baseline Spending	Essential Operations	Fire/EMS	-	-	20,000	20,000	20,000
101	Governmental	General Fund	Fire	Fire General	101-09-092-095-432002	Services & Charges-Communication & Transp-Mailing	Other Services & Charges	Baseline Spending	Essential Operations	Fire/EMS	-	-	5,000	5,000	5,000
101	Governmental	General Fund	Fire	Fire General	101-09-092-095-433001	Services & Charges-Printing & Ad-Outside Printing Services	Printing & Advertising	Baseline Spending	Essential Operations	Fire/EMS	-	-	12,200	12,200	12,200
101	Governmental	General Fund	Fire	Fire General	101-09-092-095-436004	Services & Charges-Repairs & Maint-Computer Equip R&M	Repairs & Maintenance	Baseline Spending	Maintenance of Current Capital	Fleet & Building Maintenance	-	-	26,000	26,000	26,000
101	Governmental	General Fund	Fire	Fire General	101-09-092-095-436005	Services & Charges-Repairs & Maint-Other Equip R&M	Repairs & Maintenance	Baseline Spending	Maintenance of Current Capital	Fleet & Building Maintenance	-	-	107,600	107,600	107,600
101	Governmental	General Fund	Fire	Fire General	101-09-092-095-439005	Services & Charges-Other-Bank & Credit Card Fees	Other Services & Charges	Baseline Spending	Essential Operations	Fire/EMS	-	-	15,000	15,000	15,000
101	Governmental	General Fund	Fire	Fire General	101-09-092-095-439006	Services & Charges-Other-Education & Training	Education & Training	Baseline Spending	Essential Operations	Fire/EMS	-	-	4,000	4,000	4,000
101	Governmental	General Fund	Fire	Fire General	101-09-092-095-439100	Services & Charges-Other-Refunds/Awards/Indemnities	Other Services & Charges	Baseline Spending	Essential Operations	Fire/EMS	-	-	-	-	-
101	Governmental	General Fund	Fire	Fire General	101-09-092-095-452004	Other Uses-Interfund Transfer Out-Allocations-Liability Ins	Other Interfund Allocations	Baseline Spending	Interfund Transfers	Interfund Transfers	-	-	10,159	10,159	455
101	Governmental	General Fund	Venues Parks & Arts	Morris PAC	101-11-220-292-423000	Supplies-Repair & Maint-Other R&M Supplies	Supplies	Baseline Spending	Maintenance of Current Capital	Fleet & Building Maintenance	2,254	2,634	4,080	4,133	4,000
101	Governmental	General Fund	Venues Parks & Arts	Morris PAC	101-11-220-292-436001	Services & Charges-Repairs & Maint-Building R&M	Repairs & Maintenance	Baseline Spending	Maintenance of Current Capital	Fleet & Building Maintenance	36,557	74,608	100,000	107,691	93,000
101	Governmental	General Fund	Venues Parks & Arts	Morris PAC	101-11-220-292-436005	Services & Charges-Repairs & Maint-Other Equip R&M	Repairs & Maintenance	Baseline Spending	Maintenance of Current Capital	Fleet & Building Maintenance	4,164	11,042	7,000	7,000	7,000
101	Governmental	General Fund	Venues Parks & Arts	Morris PAC	101-11-220-292-445004	Capital Outlay-Machinery & Equip-Theater Equipment	Capital	Baseline Spending	Maintenance of Current Capital	Fleet Replacement	-	22,230	-	-	-
101	Governmental	General Fund	Venues Parks & Arts	Morris PAC	101-11-220-292-452000	Other Uses-Interfund Transfer Out-Transfers Out	Interfund Transfers Out	Baseline Spending	Interfund Transfers	Interfund Transfers	-	-	-	175,579	-
101	Governmental	General Fund	Venues Parks & Arts	Morris PAC	101-11-220-292-452002	Other Uses-Interfund Transfer Out-Allocations-Admin Cost	Other Interfund Allocations	Baseline Spending	Interfund Transfers	Interfund Transfers	41,724	45,764	50,408	50,408	61,684
101	Governmental	General Fund	Venues Parks & Arts	Morris PAC	101-11-220-292-452003	Other Uses-Interfund Transfer Out-Allocations-IT	Other Interfund Allocations	Baseline Spending	Interfund Transfers	Interfund Transfers	109,140	95,387	65,220	65,220	80,664
101	Governmental	General Fund	Venues Parks & Arts	Morris PAC	101-11-220-292-452004	Other Uses-Interfund Transfer Out-Allocations-Liability Ins	Other Interfund Allocations	Baseline Spending	Interfund Transfers	Interfund Transfers	19,068	22,327	22,784	22,784	24,750
101	Governmental	General Fund	Venues Parks & Arts	Morris PAC	101-11-220-292-452006	Other Uses-Interfund Transfer Out-Allocations-Print Shop	Other Interfund Allocations	Baseline Spending	Interfund Transfers	Interfund Transfers	4,656	2,789	-	-	-
101	Governmental	General Fund	Venues Parks & Arts	Morris PAC	101-11-220-292-452007	Other Uses-Interfund Transfer Out-Allocations-Central Stores	Other Interfund Allocations	Baseline Spending	Interfund Transfers	Interfund Transfers	5,016	8,093	-	-	-
101	Governmental	General Fund	Venues Parks & Arts	Morris PAC	101-11-220-292-452008	Other Uses-Interfund Transfer Out-Allocations-Payroll Cost	Other Interfund Allocations	Baseline Spending	Interfund Transfers	Interfund Transfers	-	66,045	68,478	68,478	67,477
101	Governmental	General Fund	Venues Parks & Arts	Morris PAC	101-11-220-292-452009	Other Uses-Interfund Transfer Out-Allocations-Facilities Mgt	Other Interfund Allocations	Baseline Spending	Interfund Transfers	Interfund Transfers	-	-	3,985	3,985	4,047
101	Governmental	General Fund	Venues Parks & Arts	Palais Royale	101-11-221-293-423000	Supplies-Repair & Maint-Other R&M Supplies	Supplies	Baseline Spending	Maintenance of Current Capital	Fleet & Building Maintenance	359	99	510	510	200
101	Governmental	General Fund	Venues Parks & Arts	Palais Royale	101-11-221-293-436001	Services & Charges-Repairs & Maint-Building R&M	Repairs & Maintenance	Baseline Spending	Maintenance of Current Capital	Fleet & Building Maintenance	27,499	47,951	75,000	77,054	54,000
101	Governmental	General Fund	Venues Parks & Arts	Palais Royale	101-11-221-293-436005	Services & Charges-Repairs & Maint-Other Equip R&M	Repairs & Maintenance	Baseline Spending	Maintenance of Current Capital	Fleet & Building Maintenance	3,784	6,228	7,000	7,000	7,000
101	Governmental	General Fund	Venues Parks & Arts	Palais Royale	101-11-221-293-445004	Capital Outlay-Machinery & Equip-Theater Equipment	Capital	Baseline Spending	Maintenance of Current Capital	Fleet Replacement	15,000	-	15,300	15,300	-
101	Governmental	General Fund	Venues Parks & Arts	Palais Royale	101-11-221-293-452002	Other Uses-Interfund Transfer Out-Allocations-Admin Cost	Other Interfund Allocations	Baseline Spending	Interfund Transfers	Interfund Transfers	17,004	18,721	17,925	17,925	18,763
101	Governmental	General Fund	Venues Parks & Arts	Palais Royale	101-11-221-293-452003	Other Uses-Interfund Transfer Out-Allocations-IT	Other Interfund Allocations	Baseline Spending	Interfund Transfers	Interfund Transfers	-	16,102	11,775	11,775	11,873
101	Governmental	General Fund	Venues Parks & Arts	Palais Royale	101-11-221-293-452004	Other Uses-Interfund Transfer Out-Allocations-Liability Ins	Other Interfund Allocations	Baseline Spending	Interfund Transfers	Interfund Transfers	10,034	11,140	11,438	11,438	12,383
101	Governmental	General Fund	Venues Parks & Arts	Palais Royale	101-11-221-293-452006	Other Uses-Interfund Transfer Out-Allocations-Print Shop	Other Interfund Allocations	Baseline Spending	Interfund Transfers	Interfund Transfers	2,412	2,402	-	-	-
101	Governmental	General Fund	Venues Parks & Arts	Palais Royale	101-11-221-293-452007	Other Uses-Interfund Transfer Out-Allocations-Central Stores	Other Interfund Allocations	Baseline Spending	Interfund Transfers	Interfund Transfers	240	146	-	-	-
101	Governmental	General Fund	Venues Parks & Arts	Palais Royale	101-11-221-293-452009	Other Uses-Interfund Transfer Out-Allocations-Facilities Mgt	Other Interfund Allocations	Baseline Spending	Interfund Transfers	Interfund Transfers	-	-	2,499	2,499	2,319

Fund	Fund Classification	Fund Type	Department	Subdivision	Account	Main Account Description	Category	Strategic / Baseline Category 1	Strategic / Baseline Category 2	Strategic / Baseline Category 3	2018 ACTUAL	2019 ACTUAL	2020 ORIGINAL BUDGET	2020 AMENDED BUDGET	2021 PROPOSED BUDGET
102	Governmental	Special Revenue Fund	Mayor's Office	Mayor	102-01-010-010-410001	Personnel-Salaries & Wages-Salaried Wages	Salaries & Wages	Baseline Spending	Essential Operations	Administration	-	-	-	553,098	-
201	Governmental	Special Revenue Fund	Venues Parks & Arts	Park Administration	201-11-200-200-410001	Personnel-Salaries & Wages-Salaried Wages	Salaries & Wages	Baseline Spending	Essential Operations	Park Maintenance	359,301	436,754	441,735	441,735	406,222
201	Governmental	Special Revenue Fund	Venues Parks & Arts	Park Administration	201-11-200-200-410003	Personnel-Salaries & Wages-Permanent Part Time	Salaries & Wages	Baseline Spending	Essential Operations	Park Maintenance	7,677	5,675	15,756	15,756	15,756
201	Governmental	Special Revenue Fund	Venues Parks & Arts	Park Administration	201-11-200-200-410004	Personnel-Salaries & Wages-Extra & Overtime	Salaries & Wages	Baseline Spending	Essential Operations	Park Maintenance	-	39	-	-	-
201	Governmental	Special Revenue Fund	Venues Parks & Arts	Park Administration	201-11-200-200-410005	Personnel-Salaries & Wages-Seasonal & Interns	Salaries & Wages	Baseline Spending	Essential Operations	Park Maintenance	5,425	5,187	5,870	5,870	5,870
201	Governmental	Special Revenue Fund	Venues Parks & Arts	Park Administration	201-11-200-200-410022	Personnel-Salaries & Wages-Park Board Stipend	Salaries & Wages	Baseline Spending	Essential Operations	Park Maintenance	-	900	1,200	1,200	1,200
201	Governmental	Special Revenue Fund	Venues Parks & Arts	Park Administration	201-11-200-200-411001	Personnel-Employee Benefits-FICA Regular	Fringe Benefits	Baseline Spending	Essential Operations	Park Maintenance	27,876	34,493	35,843	35,843	33,127
201	Governmental	Special Revenue Fund	Venues Parks & Arts	Park Administration	201-11-200-200-411004	Personnel-Employee Benefits-PERF Regular	Fringe Benefits	Baseline Spending	Essential Operations	Park Maintenance	40,486	49,301	50,054	50,054	46,077
201	Governmental	Special Revenue Fund	Venues Parks & Arts	Park Administration	201-11-200-200-411007	Personnel-Employee Benefits-Unemployment Comp	Fringe Benefits	Baseline Spending	Essential Operations	Park Maintenance	-	-	44	44	122
201	Governmental	Special Revenue Fund	Venues Parks & Arts	Park Administration	201-11-200-200-411008	Personnel-Employee Benefits-Health Insurance	Fringe Benefits	Baseline Spending	Essential Operations	Park Maintenance	100,392	64,977	81,273	81,273	69,662
201	Governmental	Special Revenue Fund	Venues Parks & Arts	Park Administration	201-11-200-200-411009	Personnel-Employee Benefits-Life Insurance	Fringe Benefits	Baseline Spending	Essential Operations	Park Maintenance	720	855	840	840	720
201	Governmental	Special Revenue Fund	Venues Parks & Arts	Park Administration	201-11-200-200-411014	Personnel-Employee Benefits-Parental Leave	Fringe Benefits	Baseline Spending	Essential Operations	Park Maintenance	845	949	1,546	1,546	1,422
201	Governmental	Special Revenue Fund	Venues Parks & Arts	Park Administration	201-11-200-200-411204	Personnel-Employee Benefits-Auto Allowance	Fringe Benefits	Baseline Spending	Essential Operations	Park Maintenance	2,262	3,200	3,200	3,200	3,200
201	Governmental	Special Revenue Fund	Venues Parks & Arts	Park Administration	201-11-200-200-411206	Personnel-Employee Benefits-Cell Phone Allowance	Fringe Benefits	Baseline Spending	Essential Operations	Park Maintenance	1,595	1,980	1,980	1,980	1,980
201	Governmental	Special Revenue Fund	Venues Parks & Arts	Park Administration	201-11-200-200-421002	Supplies-Office-Stationary & Printing	Supplies	Baseline Spending	Essential Operations	Park Maintenance	6,977	5,222	12,000	12,125	12,000
201	Governmental	Special Revenue Fund	Venues Parks & Arts	Park Administration	201-11-200-200-421005	Supplies-Office-Print Shop Jobs Supplies	Supplies	Baseline Spending	Essential Operations	Park Maintenance	344	541	-	-	-
201	Governmental	Special Revenue Fund	Venues Parks & Arts	Park Administration	201-11-200-200-422000	Supplies-Operating-Other Operating Supplies	Supplies	Baseline Spending	Essential Operations	Park Maintenance	3,939	1,426	-	-	-
201	Governmental	Special Revenue Fund	Venues Parks & Arts	Park Administration	201-11-200-200-431000	Services & Charges-Professional-Other Professional Svcs	Professional Services	Baseline Spending	Essential Operations	Park Maintenance	-	858	1,000	1,000	1,000
201	Governmental	Special Revenue Fund	Venues Parks & Arts	Park Administration	201-11-200-200-431001	Services & Charges-Professional-Legal Services	Professional Services	Baseline Spending	Essential Operations	Park Maintenance	1,620	1,000	-	-	-
201	Governmental	Special Revenue Fund	Venues Parks & Arts	Park Administration	201-11-200-200-432002	Services & Charges-Communication & Transp-Mailing	Other Services & Charges	Baseline Spending	Essential Operations	Park Maintenance	3,280	5,549	2,375	2,375	2,375
201	Governmental	Special Revenue Fund	Venues Parks & Arts	Park Administration	201-11-200-200-432003	Services & Charges-Communication & Transp-Travel	Travel	Baseline Spending	Essential Operations	Park Maintenance	5,977	6,843	4,750	4,750	4,750
201	Governmental	Special Revenue Fund	Venues Parks & Arts	Park Administration	201-11-200-200-432004	Services & Charges-Communication & Transp-Telecommunications	Other Services & Charges	Baseline Spending	Essential Operations	Park Maintenance	402	708	-	800	-
201	Governmental	Special Revenue Fund	Venues Parks & Arts	Park Administration	201-11-200-200-433001	Services & Charges-Printing & Ad-Outside Printing Services	Printing & Advertising	Baseline Spending	Essential Operations	Park Maintenance	-	-	1,000	1,000	1,000
201	Governmental	Special Revenue Fund	Venues Parks & Arts	Park Administration	201-11-200-200-433003	Services & Charges-Printing & Ad-Promotional	Printing & Advertising	Baseline Spending	Essential Operations	Park Maintenance	75	61	-	-	-
201	Governmental	Special Revenue Fund	Venues Parks & Arts	Park Administration	201-11-200-200-436002	Services & Charges-Repairs & Maint-Office Equip R&M	Repairs & Maintenance	Baseline Spending	Maintenance of Current Capital	Fleet & Building Maintenance	6,011	-	-	-	-
201	Governmental	Special Revenue Fund	Venues Parks & Arts	Park Administration	201-11-200-200-438100	Services & Charges-Debt Service-Principal	Debt Service Principal	Baseline Spending	Debt Service	Debt Service	1,516	390	1,667	1,667	1,714
201	Governmental	Special Revenue Fund	Venues Parks & Arts	Park Administration	201-11-200-200-438200	Services & Charges-Debt Service-Interest	Debt Service Interest & Fees	Baseline Spending	Debt Service	Debt Service	276	203	125	125	43
201	Governmental	Special Revenue Fund	Venues Parks & Arts	Park Administration	201-11-200-200-438300	Services & Charges-Debt Service-Paying Agent Fees	Debt Service Interest & Fees	Baseline Spending	Debt Service	Debt Service	-	4,400	4,400	4,400	-
201	Governmental	Special Revenue Fund	Venues Parks & Arts	Park Administration	201-11-200-200-439000	Services & Charges-Other-Misc Charges & Svcs	Other Services & Charges	Baseline Spending	Essential Operations	Park Maintenance	2,238	9,775	20,000	20,000	20,000
201	Governmental	Special Revenue Fund	Venues Parks & Arts	Park Administration	201-11-200-200-439003	Services & Charges-Other-Subscriptions	Other Services & Charges	Baseline Spending	Essential Operations	Park Maintenance	-	-	-	-	-
201	Governmental	Special Revenue Fund	Venues Parks & Arts	Park Administration	201-11-200-200-439004	Services & Charges-Other-Dues & Memberships	Other Services & Charges	Baseline Spending	Essential Operations	Park Maintenance	2,443	681	4,000	4,000	4,000
201	Governmental	Special Revenue Fund	Venues Parks & Arts	Park Administration	201-11-200-200-439006	Services & Charges-Other-Education & Training	Education & Training	Baseline Spending	Essential Operations	Park Maintenance	383	4,857	1,425	1,425	1,425
201	Governmental	Special Revenue Fund	Venues Parks & Arts	Park Administration	201-11-200-200-439100	Services & Charges-Other-Refunds/Awards/Indemnities	Other Services & Charges	Baseline Spending	Essential Operations	Park Maintenance	2,319	1,676	4,000	3,200	4,000
201	Governmental	Special Revenue Fund	Venues Parks & Arts	Park Administration	201-11-200-200-452002	Other Uses-Interfund Transfer Out-Allocations-Admin Cost	Other Interfund Allocations	Baseline Spending	Interfund Transfers	Interfund Transfers	49,256	42,619	67,795	67,795	72,495
201	Governmental	Special Revenue Fund	Venues Parks & Arts	Park Administration	201-11-200-200-452003	Other Uses-Interfund Transfer Out-Allocations-IT	Other Interfund Allocations	Baseline Spending	Interfund Transfers	Interfund Transfers	482,794	726,613	490,488	490,488	655,149
201	Governmental	Special Revenue Fund	Venues Parks & Arts	Park Administration	201-11-200-200-452004	Other Uses-Interfund Transfer Out-Allocations-Liability Ins	Other Interfund Allocations	Baseline Spending	Interfund Transfers	Interfund Transfers	136,460	219,911	181,110	181,110	145,223
201	Governmental	Special Revenue Fund	Venues Parks & Arts	Park Administration	201-11-200-200-452007	Other Uses-Interfund Transfer Out-Allocations-Central Stores	Other Interfund Allocations	Baseline Spending	Interfund Transfers	Interfund Transfers	6,213	7,962	-	-	-
201	Governmental	Special Revenue Fund	Venues Parks & Arts	Park Administration	201-11-200-200-452008	Other Uses-Interfund Transfer Out-Allocations-Payroll Cost	Other Interfund Allocations	Baseline Spending	Interfund Transfers	Interfund Transfers	-	77,553	78,947	78,947	80,156
201	Governmental	Special Revenue Fund	Venues Parks & Arts	Park Maintenance	201-11-201-201-410001	Personnel-Salaries & Wages-Salaried Wages	Salaries & Wages	Baseline Spending	Essential Operations	Park Maintenance	665,675	731,582	849,449	849,449	760,502
201	Governmental	Special Revenue Fund	Venues Parks & Arts	Park Maintenance	201-11-201-201-410002	Personnel-Salaries & Wages-Teamster Wages	Salaries & Wages	Baseline Spending	Essential Operations	Park Maintenance	1,337,948	1,326,233	1,340,141	1,340,141	1,353,543
201	Governmental	Special Revenue Fund	Venues Parks & Arts	Park Maintenance	201-11-201-201-410003	Personnel-Salaries & Wages-Permanent Part Time	Salaries & Wages	Baseline Spending	Essential Operations	Park Maintenance	179,083	280,759	190,000	190,000	132,500
201	Governmental	Special Revenue Fund	Venues Parks & Arts	Park Maintenance	201-11-201-201-410004	Personnel-Salaries & Wages-Extra & Overtime	Salaries & Wages	Baseline Spending	Essential Operations	Park Maintenance	67,859	72,904	56,300	56,300	56,300

Fund	Fund Classification	Fund Type	Department	Subdivision	Account	Main Account Description	Category	Strategic / Baseline Category 1	Strategic / Baseline Category 2	Strategic / Baseline Category 3	2018 ACTUAL	2019 ACTUAL	2020 ORIGINAL BUDGET	2020 AMENDED BUDGET	2021 PROPOSED BUDGET
201	Governmental	Special Revenue Fund	Venues Parks & Arts	Park Maintenance	201-11-201-201-410005	Personnel-Salaries & Wages-Seasonal & Interns	Salaries & Wages	Baseline Spending	Essential Operations	Park Maintenance	294,336	313,879	333,000	333,000	324,200
201	Governmental	Special Revenue Fund	Venues Parks & Arts	Park Maintenance	201-11-201-201-410007	Personnel-Salaries & Wages-Longevity Pay	Salaries & Wages	Baseline Spending	Essential Operations	Park Maintenance	6,625	6,550	7,450	7,450	7,450
201	Governmental	Special Revenue Fund	Venues Parks & Arts	Park Maintenance	201-11-201-201-411001	Personnel-Employee Benefits-FICA Regular	Fringe Benefits	Baseline Spending	Essential Operations	Park Maintenance	191,958	204,599	214,256	214,256	203,405
201	Governmental	Special Revenue Fund	Venues Parks & Arts	Park Maintenance	201-11-201-201-411004	Personnel-Employee Benefits-PERF Regular	Fringe Benefits	Baseline Spending	Essential Operations	Park Maintenance	229,096	235,053	255,106	255,106	246,645
201	Governmental	Special Revenue Fund	Venues Parks & Arts	Park Maintenance	201-11-201-201-411005	Personnel-Employee Benefits-PERF Union	Fringe Benefits	Baseline Spending	Essential Operations	Park Maintenance	18,609	17,817	21,335	21,335	21,536
201	Governmental	Special Revenue Fund	Venues Parks & Arts	Park Maintenance	201-11-201-201-411007	Personnel-Employee Benefits-Unemployment Comp	Fringe Benefits	Baseline Spending	Essential Operations	Park Maintenance	-	-	225	225	634
201	Governmental	Special Revenue Fund	Venues Parks & Arts	Park Maintenance	201-11-201-201-411008	Personnel-Employee Benefits-Health Insurance	Fringe Benefits	Baseline Spending	Essential Operations	Park Maintenance	665,883	442,209	545,689	545,689	534,078
201	Governmental	Special Revenue Fund	Venues Parks & Arts	Park Maintenance	201-11-201-201-411009	Personnel-Employee Benefits-Life Insurance	Fringe Benefits	Baseline Spending	Essential Operations	Park Maintenance	5,360	5,350	5,640	5,640	5,520
201	Governmental	Special Revenue Fund	Venues Parks & Arts	Park Maintenance	201-11-201-201-411014	Personnel-Employee Benefits-Parental Leave	Fringe Benefits	Baseline Spending	Essential Operations	Park Maintenance	5,671	5,244	7,887	7,887	7,622
201	Governmental	Special Revenue Fund	Venues Parks & Arts	Park Maintenance	201-11-201-201-411015	Personnel-Employee Benefits-Other Fringe Benefits	Fringe Benefits	Baseline Spending	Essential Operations	Park Maintenance	1,400	1,200	-	-	-
201	Governmental	Special Revenue Fund	Venues Parks & Arts	Park Maintenance	201-11-201-201-411200	Personnel-Employee Benefits-Clothing Allowance	Fringe Benefits	Baseline Spending	Essential Operations	Park Maintenance	226	428	-	-	-
201	Governmental	Special Revenue Fund	Venues Parks & Arts	Park Maintenance	201-11-201-201-411201	Personnel-Employee Benefits-Tool Allowance	Fringe Benefits	Baseline Spending	Essential Operations	Park Maintenance	4,459	3,351	4,000	4,428	4,000
201	Governmental	Special Revenue Fund	Venues Parks & Arts	Park Maintenance	201-11-201-201-411203	Personnel-Employee Benefits-Job Readiness Allow.	Fringe Benefits	Baseline Spending	Essential Operations	Park Maintenance	14,025	13,600	14,450	14,450	14,450
201	Governmental	Special Revenue Fund	Venues Parks & Arts	Park Maintenance	201-11-201-201-411204	Personnel-Employee Benefits-Auto Allowance	Fringe Benefits	Baseline Spending	Essential Operations	Park Maintenance	1,138	-	-	-	-
201	Governmental	Special Revenue Fund	Venues Parks & Arts	Park Maintenance	201-11-201-201-411206	Personnel-Employee Benefits-Cell Phone Allowance	Fringe Benefits	Baseline Spending	Essential Operations	Park Maintenance	5,555	6,270	5,940	5,940	5,940
201	Governmental	Special Revenue Fund	Venues Parks & Arts	Park Maintenance	201-11-201-201-421002	Supplies-Office-Stationary & Printing	Supplies	Baseline Spending	Essential Operations	Park Maintenance	4,231	4,057	5,000	5,000	5,000
201	Governmental	Special Revenue Fund	Venues Parks & Arts	Park Maintenance	201-11-201-201-421005	Supplies-Office-Print Shop Jobs Supplies	Supplies	Baseline Spending	Essential Operations	Park Maintenance	150	175	-	-	-
201	Governmental	Special Revenue Fund	Venues Parks & Arts	Park Maintenance	201-11-201-201-422000	Supplies-Operating-Other Operating Supplies	Supplies	Baseline Spending	Essential Operations	Park Maintenance	184,928	212,015	145,447	129,531	147,834
201	Governmental	Special Revenue Fund	Venues Parks & Arts	Park Maintenance	201-11-201-201-422001	Supplies-Operating-C.S. Gasoline	Supplies	Baseline Spending	Essential Operations	Park Maintenance	161,582	152,538	165,000	165,000	165,000
201	Governmental	Special Revenue Fund	Venues Parks & Arts	Park Maintenance	201-11-201-201-422003	Supplies-Operating-Gasoline	Supplies	Baseline Spending	Essential Operations	Park Maintenance	52	736	3,196	3,196	2,405
201	Governmental	Special Revenue Fund	Venues Parks & Arts	Park Maintenance	201-11-201-201-422004	Supplies-Operating-Oil	Supplies	Baseline Spending	Essential Operations	Park Maintenance	180	-	-	-	-
201	Governmental	Special Revenue Fund	Venues Parks & Arts	Park Maintenance	201-11-201-201-422005	Supplies-Operating-Uniforms	Supplies	Baseline Spending	Essential Operations	Park Maintenance	1,112	22,712	-	22,000	-
201	Governmental	Special Revenue Fund	Venues Parks & Arts	Park Maintenance	201-11-201-201-422007	Supplies-Operating-Cleaning Supplies	Supplies	Baseline Spending	Essential Operations	Park Maintenance	60	125	-	-	-
201	Governmental	Special Revenue Fund	Venues Parks & Arts	Park Maintenance	201-11-201-201-422008	Supplies-Operating-Medical/Safety Supplies	Supplies	Baseline Spending	Essential Operations	Park Maintenance	1,783	1,294	6,573	6,573	12,480
201	Governmental	Special Revenue Fund	Venues Parks & Arts	Park Maintenance	201-11-201-201-422010	Supplies-Operating-Plants Chemicals Seed & Fertilizer	Supplies	Baseline Spending	Essential Operations	Park Maintenance	46,436	73,280	73,974	75,990	68,975
201	Governmental	Special Revenue Fund	Venues Parks & Arts	Park Maintenance	201-11-201-201-423000	Supplies-Repair & Maint-Other R&M Supplies	Supplies	Baseline Spending	Maintenance of Current Capital	Fleet & Building Maintenance	88,475	93,121	100,000	201,429	111,950
201	Governmental	Special Revenue Fund	Venues Parks & Arts	Park Maintenance	201-11-201-201-423001	Supplies-Repair & Maint-Building Materials	Supplies	Baseline Spending	Essential Operations	Park Maintenance	44,954	47,478	56,950	69,868	89,868
201	Governmental	Special Revenue Fund	Venues Parks & Arts	Park Maintenance	201-11-201-201-423006	Supplies-Repair & Maint-Small Tools & Equipment	Supplies	Baseline Spending	Essential Operations	Park Maintenance	24,971	15,399	29,773	30,053	25,573
201	Governmental	Special Revenue Fund	Venues Parks & Arts	Park Maintenance	201-11-201-201-423009	Supplies-Repair & Maint-Repair Parts	Supplies	Baseline Spending	Essential Operations	Park Maintenance	44,207	61,083	61,800	65,179	72,800
201	Governmental	Special Revenue Fund	Venues Parks & Arts	Park Maintenance	201-11-201-201-431014	Services & Charges-Professional-Collection Costs	Professional Services	Baseline Spending	Essential Operations	Park Maintenance	-	-	-	500	-
201	Governmental	Special Revenue Fund	Venues Parks & Arts	Park Maintenance	201-11-201-201-431019	Services & Charges-Professional-Security Services	Professional Services	Baseline Spending	Essential Operations	Park Maintenance	16,110	-	-	-	200,000
201	Governmental	Special Revenue Fund	Venues Parks & Arts	Park Maintenance	201-11-201-201-432000	Services & Charges-Communication & Transp-Other	Other Services & Charges	Baseline Spending	Essential Operations	Park Maintenance	(3)	-	-	-	-
201	Governmental	Special Revenue Fund	Venues Parks & Arts	Park Maintenance	201-11-201-201-432002	Services & Charges-Communication & Transp-Mailing	Other Services & Charges	Baseline Spending	Essential Operations	Park Maintenance	403	163	500	500	-
201	Governmental	Special Revenue Fund	Venues Parks & Arts	Park Maintenance	201-11-201-201-432003	Services & Charges-Communication & Transp-Travel	Travel	Baseline Spending	Essential Operations	Park Maintenance	5,240	1,674	2,250	2,250	2,250
201	Governmental	Special Revenue Fund	Venues Parks & Arts	Park Maintenance	201-11-201-201-432004	Services & Charges-Communication & Transp-Telecommunications	Other Services & Charges	Baseline Spending	Essential Operations	Park Maintenance	7,797	6,145	9,000	9,000	9,000
201	Governmental	Special Revenue Fund	Venues Parks & Arts	Park Maintenance	201-11-201-201-433001	Services & Charges-Printing & Ad-Outside Printing Services	Printing & Advertising	Baseline Spending	Essential Operations	Park Maintenance	-	-	1,733	1,733	2,000
201	Governmental	Special Revenue Fund	Venues Parks & Arts	Park Maintenance	201-11-201-201-433002	Services & Charges-Printing & Ad-Publication of Legal Notice	Printing & Advertising	Baseline Spending	Essential Operations	Park Maintenance	-	2,134	-	2,000	2,000
201	Governmental	Special Revenue Fund	Venues Parks & Arts	Park Maintenance	201-11-201-201-435001	Services & Charges-Utility Services-Electric	Utilities	Baseline Spending	Essential Operations	Park Maintenance	328,902	374,209	324,074	324,093	324,074
201	Governmental	Special Revenue Fund	Venues Parks & Arts	Park Maintenance	201-11-201-201-435002	Services & Charges-Utility Services-Natural Gas	Utilities	Baseline Spending	Essential Operations	Park Maintenance	52,209	81,716	55,556	55,556	55,556
201	Governmental	Special Revenue Fund	Venues Parks & Arts	Park Maintenance	201-11-201-201-435004	Services & Charges-Utility Services-Water	Utilities	Baseline Spending	Essential Operations	Park Maintenance	171,771	211,226	198,000	198,000	198,000
201	Governmental	Special Revenue Fund	Venues Parks & Arts	Park Maintenance	201-11-201-201-436000	Services & Charges-Repairs & Maint-Other R&M	Repairs & Maintenance	Baseline Spending	Maintenance of Current Capital	Fleet & Building Maintenance	61,140	254,298	30,000	67,308	10,000
201	Governmental	Special Revenue Fund	Venues Parks & Arts	Park Maintenance	201-11-201-201-436002	Services & Charges-Repairs & Maint-Office Equip R&M	Repairs & Maintenance	Baseline Spending	Maintenance of Current Capital	Fleet & Building Maintenance	2,188	-	8,500	8,500	-

Fund	Fund Classification	Fund Type	Department	Subdivision	Account	Main Account Description	Category	Strategic / Baseline Category 1	Strategic / Baseline Category 2	Strategic / Baseline Category 3	2018 ACTUAL	2019 ACTUAL	2020 ORIGINAL BUDGET	2020 AMENDED BUDGET	2021 PROPOSED BUDGET
201	Governmental	Special Revenue Fund	Venues Parks & Arts	Park Maintenance	201-11-201-201-436003	Services & Charges-Repairs & Maint-Auto Equip R&M	Repairs & Maintenance	Baseline Spending	Maintenance of Current Capital	Fleet & Building Maintenance	244,755	340,028	240,000	240,000	335,000
201	Governmental	Special Revenue Fund	Venues Parks & Arts	Park Maintenance	201-11-201-201-436005	Services & Charges-Repairs & Maint-Other Equip R&M	Repairs & Maintenance	Baseline Spending	Maintenance of Current Capital	Fleet & Building Maintenance	2,420	5,833	6,710	6,710	-
201	Governmental	Special Revenue Fund	Venues Parks & Arts	Park Maintenance	201-11-201-201-436006	Services & Charges-Repairs & Maint-Radio Equip R&M	Repairs & Maintenance	Baseline Spending	Maintenance of Current Capital	Fleet & Building Maintenance	13,582	10,706	16,500	16,500	-
201	Governmental	Special Revenue Fund	Venues Parks & Arts	Park Maintenance	201-11-201-201-436011	Services & Charges-Repairs & Maint-Exterminating	Repairs & Maintenance	Baseline Spending	Essential Operations	Park Maintenance	1,660	-	7,500	7,500	7,500
201	Governmental	Special Revenue Fund	Venues Parks & Arts	Park Maintenance	201-11-201-201-438100	Services & Charges-Debt Service-Principal	Debt Service Principal	Baseline Spending	Debt Service	Debt Service	323,831	236,642	297,875	297,875	225,467
201	Governmental	Special Revenue Fund	Venues Parks & Arts	Park Maintenance	201-11-201-201-438200	Services & Charges-Debt Service-Interest	Debt Service Interest & Fees	Baseline Spending	Debt Service	Debt Service	24,415	7,769	11,978	11,978	2,543
201	Governmental	Special Revenue Fund	Venues Parks & Arts	Park Maintenance	201-11-201-201-439000	Services & Charges-Other-Misc Charges & Svcs	Other Services & Charges	Baseline Spending	Essential Operations	Park Maintenance	211,361	699,452	358,334	359,037	256,990
201	Governmental	Special Revenue Fund	Venues Parks & Arts	Park Maintenance	201-11-201-201-439003	Services & Charges-Other-Subscriptions	Other Services & Charges	Baseline Spending	Essential Operations	Park Maintenance	490	59	745	745	1,220
201	Governmental	Special Revenue Fund	Venues Parks & Arts	Park Maintenance	201-11-201-201-439004	Services & Charges-Other-Dues & Memberships	Other Services & Charges	Baseline Spending	Essential Operations	Park Maintenance	175	300	2,375	2,375	2,375
201	Governmental	Special Revenue Fund	Venues Parks & Arts	Park Maintenance	201-11-201-201-439006	Services & Charges-Other-Education & Training	Education & Training	Baseline Spending	Essential Operations	Park Maintenance	9,098	14,385	20,075	20,075	11,000
201	Governmental	Special Revenue Fund	Venues Parks & Arts	Park Maintenance	201-11-201-201-439009	Services & Charges-Other-Trash Removal	Other Services & Charges	Baseline Spending	Essential Operations	Park Maintenance	28,665	24,186	30,000	32,973	14,000
201	Governmental	Special Revenue Fund	Venues Parks & Arts	Park Maintenance	201-11-201-201-444000	Capital Outlay-Impv Other Than Bldgs-Land Improvement	Capital	Baseline Spending	Essential Operations	Park Maintenance	-	2,779,443	-	120,893	-
201	Governmental	Special Revenue Fund	Venues Parks & Arts	Park Maintenance	201-11-201-201-445000	Capital Outlay-Machinery & Equip-Motor Equipment	Capital	Baseline Spending	Maintenance of Current Capital	Fleet Replacement	-	-	-	-	-
201	Governmental	Special Revenue Fund	Venues Parks & Arts	Park Maintenance	201-11-201-201-452002	Other Uses-Interfund Transfer Out-Allocations-Admin Cost	Other Interfund Allocations	Baseline Spending	Interfund Transfers	Interfund Transfers	220,356	251,768	360,490	360,490	320,015
201	Governmental	Special Revenue Fund	Venues Parks & Arts	Park Maintenance	201-11-201-201-452004	Other Uses-Interfund Transfer Out-Allocations-Liability Ins	Other Interfund Allocations	Baseline Spending	Interfund Transfers	Interfund Transfers	-	-	-	-	70,630
201	Governmental	Special Revenue Fund	Venues Parks & Arts	Park Maintenance	201-11-201-201-452006	Other Uses-Interfund Transfer Out-Allocations-Print Shop	Other Interfund Allocations	Baseline Spending	Interfund Transfers	Interfund Transfers	929	461	-	-	-
201	Governmental	Special Revenue Fund	Venues Parks & Arts	Park Maintenance	201-11-201-201-452007	Other Uses-Interfund Transfer Out-Allocations-Central Stores	Other Interfund Allocations	Baseline Spending	Interfund Transfers	Interfund Transfers	34,122	44,468	-	-	-
201	Governmental	Special Revenue Fund	Venues Parks & Arts	Park Maintenance	201-11-201-201-452009	Other Uses-Interfund Transfer Out-Allocations-Facilities Mgt	Other Interfund Allocations	Baseline Spending	Interfund Transfers	Interfund Transfers	-	-	14,342	14,342	16,174
201	Governmental	Special Revenue Fund	Venues Parks & Arts	Graffiti Removal	201-11-201-203-410001	Personnel-Salaries & Wages-Salaried Wages	Salaries & Wages	Baseline Spending	Essential Operations	Park Maintenance	48,023	-	-	-	-
201	Governmental	Special Revenue Fund	Venues Parks & Arts	Graffiti Removal	201-11-201-203-410003	Personnel-Salaries & Wages-Permanent Part Time	Salaries & Wages	Baseline Spending	Essential Operations	Park Maintenance	12,196	-	-	-	-
201	Governmental	Special Revenue Fund	Venues Parks & Arts	Graffiti Removal	201-11-201-203-411001	Personnel-Employee Benefits-FICA Regular	Fringe Benefits	Baseline Spending	Essential Operations	Park Maintenance	4,288	-	-	-	-
201	Governmental	Special Revenue Fund	Venues Parks & Arts	Graffiti Removal	201-11-201-203-411004	Personnel-Employee Benefits-PERF Regular	Fringe Benefits	Baseline Spending	Essential Operations	Park Maintenance	5,379	-	-	-	-
201	Governmental	Special Revenue Fund	Venues Parks & Arts	Graffiti Removal	201-11-201-203-411008	Personnel-Employee Benefits-Health Insurance	Fringe Benefits	Baseline Spending	Essential Operations	Park Maintenance	15,646	-	-	-	-
201	Governmental	Special Revenue Fund	Venues Parks & Arts	Graffiti Removal	201-11-201-203-411009	Personnel-Employee Benefits-Life Insurance	Fringe Benefits	Baseline Spending	Essential Operations	Park Maintenance	120	-	-	-	-
201	Governmental	Special Revenue Fund	Venues Parks & Arts	Graffiti Removal	201-11-201-203-411014	Personnel-Employee Benefits-Parental Leave	Fringe Benefits	Baseline Spending	Essential Operations	Park Maintenance	131	-	-	-	-
201	Governmental	Special Revenue Fund	Venues Parks & Arts	Graffiti Removal	201-11-201-203-422000	Supplies-Operating-Other Operating Supplies	Supplies	Baseline Spending	Essential Operations	Park Maintenance	8,834	-	-	-	-
201	Governmental	Special Revenue Fund	Venues Parks & Arts	Graffiti Removal	201-11-201-203-423006	Supplies-Repair & Maint-Small Tools & Equipment	Supplies	Baseline Spending	Essential Operations	Park Maintenance	825	-	-	-	-
201	Governmental	Special Revenue Fund	Venues Parks & Arts	Graffiti Removal	201-11-201-203-432004	Services & Charges-Communication & Transp-Telecommunications	Other Services & Charges	Baseline Spending	Essential Operations	Park Maintenance	341	-	-	-	-
201	Governmental	Special Revenue Fund	Venues Parks & Arts	Graffiti Removal	201-11-201-203-452002	Other Uses-Interfund Transfer Out-Allocations-Admin Cost	Other Interfund Allocations	Baseline Spending	Interfund Transfers	Interfund Transfers	3,286	-	-	-	-
201	Governmental	Special Revenue Fund	Venues Parks & Arts	Potawatomi Greenhouse	201-11-201-204-423000	Supplies-Repair & Maint-Other R&M Supplies	Supplies	Baseline Spending	Maintenance of Current Capital	Fleet & Building Maintenance	-	-	-	-	-
201	Governmental	Special Revenue Fund	Venues Parks & Arts	Potawatomi Greenhouse	201-11-201-204-431019	Services & Charges-Professional-Security Services	Professional Services	Baseline Spending	Essential Operations	Park Maintenance	-	-	660	660	660
201	Governmental	Special Revenue Fund	Venues Parks & Arts	Potawatomi Greenhouse	201-11-201-204-435001	Services & Charges-Utility Services-Electric	Utilities	Baseline Spending	Essential Operations	Park Maintenance	175	196	185	185	185
201	Governmental	Special Revenue Fund	Venues Parks & Arts	Potawatomi Greenhouse	201-11-201-204-435002	Services & Charges-Utility Services-Natural Gas	Utilities	Baseline Spending	Essential Operations	Park Maintenance	24,508	23,979	22,222	22,222	22,222
201	Governmental	Special Revenue Fund	Venues Parks & Arts	Potawatomi Greenhouse	201-11-201-204-436001	Services & Charges-Repairs & Maint-Building R&M	Repairs & Maintenance	Baseline Spending	Maintenance of Current Capital	Fleet & Building Maintenance	-	-	2,000	2,000	2,000
201	Governmental	Special Revenue Fund	Venues Parks & Arts	Potawatomi Greenhouse	201-11-201-204-439000	Services & Charges-Other-Misc Charges & Svcs	Other Services & Charges	Baseline Spending	Essential Operations	Park Maintenance	-	165	-	-	-
201	Governmental	Special Revenue Fund	Venues Parks & Arts	Potawatomi Greenhouse	201-11-201-204-439009	Services & Charges-Other-Trash Removal	Other Services & Charges	Baseline Spending	Essential Operations	Park Maintenance	2,181	2,294	2,300	2,300	2,300
201	Governmental	Special Revenue Fund	Venues Parks & Arts	Potawatomi Greenhouse	201-11-201-204-439300	Services & Charges-Other-Grants & Subsidies	Grants & Subsidies	Baseline Spending	Essential Operations	Park Maintenance	15,000	15,000	15,000	15,000	15,000
201	Governmental	Special Revenue Fund	Venues Parks & Arts	Potawatomi Greenhouse	201-11-201-204-452002	Other Uses-Interfund Transfer Out-Allocations-Admin Cost	Other Interfund Allocations	Baseline Spending	Interfund Transfers	Interfund Transfers	1,827	1,617	1,808	1,808	74,200
201	Governmental	Special Revenue Fund	Venues Parks & Arts	Potawatomi Greenhouse	201-11-201-204-452009	Other Uses-Interfund Transfer Out-Allocations-Facilities Mgt	Other Interfund Allocations	Baseline Spending	Interfund Transfers	Interfund Transfers	-	-	929	929	2,615
201	Governmental	Special Revenue Fund	Venues Parks & Arts	Golf Courses	201-11-202-220-423000	Supplies-Repair & Maint-Other R&M Supplies	Supplies	Baseline Spending	Maintenance of Current Capital	Fleet & Building Maintenance	40,305	39,177	44,978	22,707	40,000
201	Governmental	Special Revenue Fund	Venues Parks & Arts	Golf Courses	201-11-202-220-436001	Services & Charges-Repairs & Maint-Building R&M	Repairs & Maintenance	Baseline Spending	Maintenance of Current Capital	Fleet & Building Maintenance	-	-	-	-	-
201	Governmental	Special Revenue Fund	Venues Parks & Arts	Golf Courses	201-11-202-220-436003	Services & Charges-Repairs & Maint-Auto Equip R&M	Repairs & Maintenance	Baseline Spending	Maintenance of Current Capital	Fleet & Building Maintenance	2,599	-	-	-	-

Fund	Fund Classification	Fund Type	Department	Subdivision	Account	Main Account Description	Category	Strategic / Baseline Category 1	Strategic / Baseline Category 2	Strategic / Baseline Category 3	2018 ACTUAL	2019 ACTUAL	2020 ORIGINAL BUDGET	2020 AMENDED BUDGET	2021 PROPOSED BUDGET
201	Governmental	Special Revenue Fund	Venues Parks & Arts	Golf Courses	201-11-202-220-438100	Services & Charges-Debt Service-Principal	Debt Service Principal	Baseline Spending	Debt Service	Debt Service	27,328	59,273	62,235	62,235	65,326
201	Governmental	Special Revenue Fund	Venues Parks & Arts	Golf Courses	201-11-202-220-438200	Services & Charges-Debt Service-Interest	Debt Service Interest & Fees	Baseline Spending	Debt Service	Debt Service	7,470	14,553	11,591	11,591	8,480
201	Governmental	Special Revenue Fund	Venues Parks & Arts	Golf Courses	201-11-202-220-443001	Capital Outlay-Buildings-Building Improvements	Capital	Baseline Spending	Maintenance of Current Capital	Fleet & Building Maintenance	-	201,000	-	-	-
201	Governmental	Special Revenue Fund	Venues Parks & Arts	Golf Courses	201-11-202-220-452002	Other Uses-Interfund Transfer Out-Allocations-Admin Cost	Other Interfund Allocations	Baseline Spending	Interfund Transfers	Interfund Transfers	54,424	54,868	57,238	57,238	150,624
201	Governmental	Special Revenue Fund	Venues Parks & Arts	Golf Courses	201-11-202-220-452004	Other Uses-Interfund Transfer Out-Allocations-Liability Ins	Other Interfund Allocations	Baseline Spending	Interfund Transfers	Interfund Transfers	-	-	-	-	11,216
201	Governmental	Special Revenue Fund	Venues Parks & Arts	Golf Courses	201-11-202-220-452006	Other Uses-Interfund Transfer Out-Allocations-Print Shop	Other Interfund Allocations	Baseline Spending	Interfund Transfers	Interfund Transfers	324	294	-	-	-
201	Governmental	Special Revenue Fund	Venues Parks & Arts	Golf Courses	201-11-202-220-452007	Other Uses-Interfund Transfer Out-Allocations-Central Stores	Other Interfund Allocations	Baseline Spending	Interfund Transfers	Interfund Transfers	3,106	3,696	-	-	-
201	Governmental	Special Revenue Fund	Venues Parks & Arts	Golf Courses	201-11-202-220-452009	Other Uses-Interfund Transfer Out-Allocations-Facilities Mgt	Other Interfund Allocations	Baseline Spending	Interfund Transfers	Interfund Transfers	-	-	2,798	2,798	1,056
201	Governmental	Special Revenue Fund	Venues Parks & Arts	Erskine Golf Course	201-11-202-221-423000	Supplies-Repair & Maint-Other R&M Supplies	Supplies	Baseline Spending	Maintenance of Current Capital	Fleet & Building Maintenance	-	-	-	10,000	-
201	Governmental	Special Revenue Fund	Venues Parks & Arts	Elbel Golf Course	201-11-202-222-423000	Supplies-Repair & Maint-Other R&M Supplies	Supplies	Baseline Spending	Maintenance of Current Capital	Fleet & Building Maintenance	-	-	-	11,277	-
201	Governmental	Special Revenue Fund	Venues Parks & Arts	Recreation	201-11-203-230-423000	Supplies-Repair & Maint-Other R&M Supplies	Supplies	Baseline Spending	Maintenance of Current Capital	Fleet & Building Maintenance	-	-	2,000	2,000	2,000
201	Governmental	Special Revenue Fund	Venues Parks & Arts	Recreation	201-11-203-230-436005	Services & Charges-Repairs & Maint-Other Equip R&M	Repairs & Maintenance	Baseline Spending	Maintenance of Current Capital	Fleet & Building Maintenance	-	-	300	300	-
201	Governmental	Special Revenue Fund	Venues Parks & Arts	Recreation	201-11-203-230-438100	Services & Charges-Debt Service-Principal	Debt Service Principal	Baseline Spending	Debt Service	Debt Service	-	160,131	154,569	166,857	167,118
201	Governmental	Special Revenue Fund	Venues Parks & Arts	Recreation	201-11-203-230-438200	Services & Charges-Debt Service-Interest	Debt Service Interest & Fees	Baseline Spending	Debt Service	Debt Service	-	16,378	21,939	23,778	23,518
201	Governmental	Special Revenue Fund	Venues Parks & Arts	Recreation	201-11-203-230-452002	Other Uses-Interfund Transfer Out-Allocations-Admin Cost	Other Interfund Allocations	Baseline Spending	Interfund Transfers	Interfund Transfers	71,375	131,048	118,067	118,067	2,159
201	Governmental	Special Revenue Fund	Venues Parks & Arts	Recreation	201-11-203-230-452004	Other Uses-Interfund Transfer Out-Allocations-Liability Ins	Other Interfund Allocations	Baseline Spending	Interfund Transfers	Interfund Transfers	-	-	-	-	2,614
201	Governmental	Special Revenue Fund	Venues Parks & Arts	Recreation	201-11-203-230-452006	Other Uses-Interfund Transfer Out-Allocations-Print Shop	Other Interfund Allocations	Baseline Spending	Interfund Transfers	Interfund Transfers	-	67,206	-	-	-
201	Governmental	Special Revenue Fund	Venues Parks & Arts	Potawatomi Zoo	201-11-204-290-410002	Personnel-Salaries & Wages-Teamster Wages	Salaries & Wages	Baseline Spending	Essential Operations	Park Maintenance	22,649	-	-	-	-
201	Governmental	Special Revenue Fund	Venues Parks & Arts	Potawatomi Zoo	201-11-204-290-410004	Personnel-Salaries & Wages-Extra & Overtime	Salaries & Wages	Baseline Spending	Essential Operations	Park Maintenance	149	-	-	-	-
201	Governmental	Special Revenue Fund	Venues Parks & Arts	Potawatomi Zoo	201-11-204-290-410007	Personnel-Salaries & Wages-Longevity Pay	Salaries & Wages	Baseline Spending	Essential Operations	Park Maintenance	150	-	-	-	-
201	Governmental	Special Revenue Fund	Venues Parks & Arts	Potawatomi Zoo	201-11-204-290-411001	Personnel-Employee Benefits-FICA Regular	Fringe Benefits	Baseline Spending	Essential Operations	Park Maintenance	1,697	-	-	-	-
201	Governmental	Special Revenue Fund	Venues Parks & Arts	Potawatomi Zoo	201-11-204-290-411004	Personnel-Employee Benefits-PERF Regular	Fringe Benefits	Baseline Spending	Essential Operations	Park Maintenance	2,618	-	-	-	-
201	Governmental	Special Revenue Fund	Venues Parks & Arts	Potawatomi Zoo	201-11-204-290-411005	Personnel-Employee Benefits-PERF Union	Fringe Benefits	Baseline Spending	Essential Operations	Park Maintenance	351	-	-	-	-
201	Governmental	Special Revenue Fund	Venues Parks & Arts	Potawatomi Zoo	201-11-204-290-411008	Personnel-Employee Benefits-Health Insurance	Fringe Benefits	Baseline Spending	Essential Operations	Park Maintenance	7,823	-	-	-	-
201	Governmental	Special Revenue Fund	Venues Parks & Arts	Potawatomi Zoo	201-11-204-290-411009	Personnel-Employee Benefits-Life Insurance	Fringe Benefits	Baseline Spending	Essential Operations	Park Maintenance	60	-	-	-	-
201	Governmental	Special Revenue Fund	Venues Parks & Arts	Potawatomi Zoo	201-11-204-290-411014	Personnel-Employee Benefits-Parental Leave	Fringe Benefits	Baseline Spending	Essential Operations	Park Maintenance	41	-	-	-	-
201	Governmental	Special Revenue Fund	Venues Parks & Arts	Potawatomi Zoo	201-11-204-290-411015	Personnel-Employee Benefits-Other Fringe Benefits	Fringe Benefits	Baseline Spending	Essential Operations	Park Maintenance	70	-	-	-	-
201	Governmental	Special Revenue Fund	Venues Parks & Arts	Potawatomi Zoo	201-11-204-290-411203	Personnel-Employee Benefits-Job Readiness Allow.	Fringe Benefits	Baseline Spending	Essential Operations	Park Maintenance	425	-	-	-	-
201	Governmental	Special Revenue Fund	Venues Parks & Arts	Potawatomi Zoo	201-11-204-290-439300	Services & Charges-Other-Grants & Subsidies	Grants & Subsidies	Baseline Spending	Essential Operations	Park Maintenance	676,626	700,000	700,000	700,000	700,000
201	Governmental	Special Revenue Fund	Venues Parks & Arts	Potawatomi Zoo	201-11-204-290-452004	Other Uses-Interfund Transfer Out-Allocations-Liability Ins	Other Interfund Allocations	Baseline Spending	Interfund Transfers	Interfund Transfers	-	-	-	-	1,965
201	Governmental	Special Revenue Fund	Venues Parks & Arts	Marketing & Events	201-11-205-231-436004	Services & Charges-Repairs & Maint-Computer Equip R&M	Repairs & Maintenance	Baseline Spending	Maintenance of Current Capital	Fleet & Building Maintenance	73	-	-	-	-
201	Governmental	Special Revenue Fund	Venues Parks & Arts	Marketing & Events	201-11-205-231-452002	Other Uses-Interfund Transfer Out-Allocations-Admin Cost	Other Interfund Allocations	Baseline Spending	Interfund Transfers	Interfund Transfers	-	42,177	47,208	47,208	60,640
201	Governmental	Special Revenue Fund	Venues Parks & Arts	Marketing & Events	201-11-205-231-452004	Other Uses-Interfund Transfer Out-Allocations-Liability Ins	Other Interfund Allocations	Baseline Spending	Interfund Transfers	Interfund Transfers	-	-	-	-	1,250
201	Governmental	Special Revenue Fund	Venues Parks & Arts	Regional Cities Grant	201-11-206-274-431000	Services & Charges-Professional-Other Professional Svcs	Capital	Baseline Spending	Essential Operations	Administration	353,703	344,897	-	166,012	-
201	Governmental	Special Revenue Fund	Venues Parks & Arts	Regional Cities Grant	201-11-206-274-443001	Capital Outlay-Buildings-Building Improvements	Capital	Baseline Spending	Maintenance of Current Capital	Fleet & Building Maintenance	223,823	54,585	-	72,106	-
201	Governmental	Special Revenue Fund	Venues Parks & Arts	Regional Cities Grant	201-11-206-274-444000	Capital Outlay-Impv Other Than Bldgs-Land Improvement	Capital	Baseline Spending	Essential Operations	Administration	618,759	2,807,989	-	130,002	-
201	Governmental	Special Revenue Fund	Venues Parks & Arts	Park Capital	201-11-206-275-444000	Capital Outlay-Impv Other Than Bldgs-Land Improvement	Capital	Baseline Spending	Essential Operations	Administration	-	2,225,000	-	-	-
201	Governmental	Special Revenue Fund	Venues Parks & Arts	Park Capital	201-11-207-277-438300	Services & Charges-Debt Service-Paying Agent Fees	Debt Service Interest & Fees	Baseline Spending	Debt Service	Debt Service	-	-	-	-	5,000
202	Governmental	Special Revenue Fund	Public Works	Streets	202-06-602-503-410001	Personnel-Salaries & Wages-Salaried Wages	Salaries & Wages	Baseline Spending	Essential Operations	Streets	602,081	496,487	531,296	531,296	543,704
202	Governmental	Special Revenue Fund	Public Works	Streets	202-06-602-503-410002	Personnel-Salaries & Wages-Teamster Wages	Salaries & Wages	Baseline Spending	Essential Operations	Streets	1,557,927	1,349,071	904,044	904,044	1,480,706
202	Governmental	Special Revenue Fund	Public Works	Streets	202-06-602-503-410003	Personnel-Salaries & Wages-Permanent Part Time	Salaries & Wages	Baseline Spending	Essential Operations	Streets	66,145	72,371	106,613	106,613	92,192
202	Governmental	Special Revenue Fund	Public Works	Streets	202-06-602-503-410004	Personnel-Salaries & Wages-Extra & Overtime	Salaries & Wages	Baseline Spending	Essential Operations	Streets	280,849	236,548	200,239	200,239	264,913

Fund	Fund Classification	Fund Type	Department	Subdivision	Account	Main Account Description	Category	Strategic / Baseline Category 1	Strategic / Baseline Category 2	Strategic / Baseline Category 3	2018 ACTUAL	2019 ACTUAL	2020 ORIGINAL BUDGET	2020 AMENDED BUDGET	2021 PROPOSED BUDGET
202	Governmental	Special Revenue Fund	Public Works	Streets	202-06-602-503-410005	Personnel-Salaries & Wages-Seasonal & Interns	Salaries & Wages	Baseline Spending	Essential Operations	Streets	39,012	24,437	18,720	18,720	53,913
202	Governmental	Special Revenue Fund	Public Works	Streets	202-06-602-503-410006	Personnel-Salaries & Wages-Bonus	Salaries & Wages	Baseline Spending	Essential Operations	Streets	420	-	-	-	-
202	Governmental	Special Revenue Fund	Public Works	Streets	202-06-602-503-410007	Personnel-Salaries & Wages-Longevity Pay	Salaries & Wages	Baseline Spending	Essential Operations	Streets	5,100	5,400	6,100	6,100	6,100
202	Governmental	Special Revenue Fund	Public Works	Streets	202-06-602-503-410010	Personnel-Salaries & Wages-Special Events Overtime	Salaries & Wages	Baseline Spending	Essential Operations	Streets	-	-	17,610	17,610	-
202	Governmental	Special Revenue Fund	Public Works	Streets	202-06-602-503-410014	Personnel-Salaries & Wages-Contract Add Pays	Salaries & Wages	Baseline Spending	Essential Operations	Streets	48,172	54,273	80,075	80,075	94,644
202	Governmental	Special Revenue Fund	Public Works	Streets	202-06-602-503-411001	Personnel-Employee Benefits-FICA Regular	Fringe Benefits	Baseline Spending	Essential Operations	Streets	194,435	166,487	144,451	144,451	195,581
202	Governmental	Special Revenue Fund	Public Works	Streets	202-06-602-503-411004	Personnel-Employee Benefits-PERF Regular	Fringe Benefits	Baseline Spending	Essential Operations	Streets	282,077	241,244	197,447	197,447	269,976
202	Governmental	Special Revenue Fund	Public Works	Streets	202-06-602-503-411005	Personnel-Employee Benefits-PERF Union	Fringe Benefits	Baseline Spending	Essential Operations	Streets	21,877	15,973	18,405	18,405	27,924
202	Governmental	Special Revenue Fund	Public Works	Streets	202-06-602-503-411007	Personnel-Employee Benefits-Unemployment Comp	Fringe Benefits	Baseline Spending	Essential Operations	Streets	-	-	174	174	607
202	Governmental	Special Revenue Fund	Public Works	Streets	202-06-602-503-411008	Personnel-Employee Benefits-Health Insurance	Fringe Benefits	Baseline Spending	Essential Operations	Streets	678,522	374,987	348,312	348,312	519,333
202	Governmental	Special Revenue Fund	Public Works	Streets	202-06-602-503-411009	Personnel-Employee Benefits-Life Insurance	Fringe Benefits	Baseline Spending	Essential Operations	Streets	5,909	5,257	3,600	3,600	5,368
202	Governmental	Special Revenue Fund	Public Works	Streets	202-06-602-503-411014	Personnel-Employee Benefits-Parental Leave	Fringe Benefits	Baseline Spending	Essential Operations	Streets	6,029	4,864	6,088	6,088	8,365
202	Governmental	Special Revenue Fund	Public Works	Streets	202-06-602-503-411015	Personnel-Employee Benefits-Other Fringe Benefits	Fringe Benefits	Baseline Spending	Essential Operations	Streets	2,175	2,600	6,500	6,500	6,500
202	Governmental	Special Revenue Fund	Public Works	Streets	202-06-602-503-411203	Personnel-Employee Benefits-Job Readiness Allow.	Fringe Benefits	Baseline Spending	Essential Operations	Streets	16,974	15,971	18,275	18,275	15,259
202	Governmental	Special Revenue Fund	Public Works	Streets	202-06-602-503-411204	Personnel-Employee Benefits-Auto Allowance	Fringe Benefits	Baseline Spending	Essential Operations	Streets	1,284	-	-	-	-
202	Governmental	Special Revenue Fund	Public Works	Streets	202-06-602-503-411206	Personnel-Employee Benefits-Cell Phone Allowance	Fringe Benefits	Baseline Spending	Essential Operations	Streets	6,150	4,950	5,280	5,280	5,178
202	Governmental	Special Revenue Fund	Public Works	Streets	202-06-602-503-421002	Supplies-Office-Stationary & Printing	Supplies	Baseline Spending	Essential Operations	Streets	3,650	3,638	5,600	5,600	5,600
202	Governmental	Special Revenue Fund	Public Works	Streets	202-06-602-503-421005	Supplies-Office-Print Shop Jobs Supplies	Supplies	Baseline Spending	Essential Operations	Streets	1,014	921	-	-	-
202	Governmental	Special Revenue Fund	Public Works	Streets	202-06-602-503-422000	Supplies-Operating-Other Operating Supplies	Supplies	Baseline Spending	Essential Operations	Streets	21,591	16,413	35,000	37,840	45,000
202	Governmental	Special Revenue Fund	Public Works	Streets	202-06-602-503-422001	Supplies-Operating-C.S. Gasoline	Supplies	Baseline Spending	Essential Operations	Streets	275,958	155,666	222,630	222,630	149,000
202	Governmental	Special Revenue Fund	Public Works	Streets	202-06-602-503-422002	Supplies-Operating-Diesel/CNG	Supplies	Baseline Spending	Essential Operations	Streets	5,347	2,939	750	750	7,400
202	Governmental	Special Revenue Fund	Public Works	Streets	202-06-602-503-422005	Supplies-Operating-Uniforms	Supplies	Baseline Spending	Essential Operations	Streets	13,299	13,209	15,000	17,348	15,000
202	Governmental	Special Revenue Fund	Public Works	Streets	202-06-602-503-422006	Supplies-Operating-Computer Supplies & Equipment	Supplies	Baseline Spending	Essential Operations	Streets	1,427	212	-	-	-
202	Governmental	Special Revenue Fund	Public Works	Streets	202-06-602-503-422007	Supplies-Operating-Cleaning Supplies	Supplies	Baseline Spending	Essential Operations	Streets	2,992	2,391	2,500	2,500	5,000
202	Governmental	Special Revenue Fund	Public Works	Streets	202-06-602-503-422008	Supplies-Operating-Medical/Safety Supplies	Supplies	Baseline Spending	Essential Operations	Streets	2,574	2,510	2,600	2,600	7,500
202	Governmental	Special Revenue Fund	Public Works	Streets	202-06-602-503-422017	Supplies-Operating-Traffic/Sign/Other	Supplies	Baseline Spending	Essential Operations	Streets	161,238	36,257	17,500	37,263	-
202	Governmental	Special Revenue Fund	Public Works	Streets	202-06-602-503-422018	Supplies-Operating-Signals/Lights	Supplies	Baseline Spending	Essential Operations	Streets	185,467	124,249	17,500	163,366	-
202	Governmental	Special Revenue Fund	Public Works	Streets	202-06-602-503-423000	Supplies-Repair & Maint-Other R&M Supplies	Supplies	Baseline Spending	Maintenance of Current Capital	Fleet & Building Maintenance	-	-	-	-	-
202	Governmental	Special Revenue Fund	Public Works	Streets	202-06-602-503-423001	Supplies-Repair & Maint-Building Materials	Supplies	Baseline Spending	Essential Operations	Streets	-	-	-	-	-
202	Governmental	Special Revenue Fund	Public Works	Streets	202-06-602-503-423002	Supplies-Repair & Maint-Street Material	Supplies	Baseline Spending	Essential Operations	Streets	557,704	215,448	174,830	215,254	-
202	Governmental	Special Revenue Fund	Public Works	Streets	202-06-602-503-423003	Supplies-Repair & Maint-Concrete Repair Supplies	Supplies	Baseline Spending	Essential Operations	Streets	-	-	5,000	5,000	3,500
202	Governmental	Special Revenue Fund	Public Works	Streets	202-06-602-503-423006	Supplies-Repair & Maint-Small Tools & Equipment	Supplies	Baseline Spending	Essential Operations	Streets	61,715	58,359	56,250	87,011	69,750
202	Governmental	Special Revenue Fund	Public Works	Streets	202-06-602-503-423008	Supplies-Repair & Maint-Salt & Winter Materials	Supplies	Baseline Spending	Essential Operations	Streets	317,664	329,464	540,760	899,742	341,928
202	Governmental	Special Revenue Fund	Public Works	Streets	202-06-602-503-431000	Services & Charges-Professional-Other Professional Svcs	Professional Services	Baseline Spending	Essential Operations	Streets	-	33,000	-	-	-
202	Governmental	Special Revenue Fund	Public Works	Streets	202-06-602-503-432003	Services & Charges-Communication & Transp-Travel	Travel	Baseline Spending	Essential Operations	Streets	1,716	3,391	15,000	15,000	5,000
202	Governmental	Special Revenue Fund	Public Works	Streets	202-06-602-503-432004	Services & Charges-Communication & Transp-Telecommunications	Other Services & Charges	Baseline Spending	Essential Operations	Streets	8,399	1,015	720	796	720
202	Governmental	Special Revenue Fund	Public Works	Streets	202-06-602-503-433001	Services & Charges-Printing & Ad-Outside Printing Services	Printing & Advertising	Baseline Spending	Essential Operations	Streets	-	-	4,490	4,490	2,000
202	Governmental	Special Revenue Fund	Public Works	Streets	202-06-602-503-433002	Services & Charges-Printing & Ad-Publication of Legal Notice	Printing & Advertising	Baseline Spending	Essential Operations	Streets	97	155	750	750	750
202	Governmental	Special Revenue Fund	Public Works	Streets	202-06-602-503-435001	Services & Charges-Utility Services-Electric	Utilities	Baseline Spending	Essential Operations	Streets	20,769	22,385	23,148	23,148	23,148
202	Governmental	Special Revenue Fund	Public Works	Streets	202-06-602-503-435002	Services & Charges-Utility Services-Natural Gas	Utilities	Baseline Spending	Essential Operations	Streets	16,392	18,206	17,583	17,583	17,583
202	Governmental	Special Revenue Fund	Public Works	Streets	202-06-602-503-435004	Services & Charges-Utility Services-Water	Utilities	Baseline Spending	Essential Operations	Streets	8,407	8,446	8,469	9,089	7,500
202	Governmental	Special Revenue Fund	Public Works	Streets	202-06-602-503-436001	Services & Charges-Repairs & Maint-Building R&M	Repairs & Maintenance	Baseline Spending	Maintenance of Current Capital	Fleet & Building Maintenance	697,086	118,209	71,334	177,718	59,350

Fund	Fund Classification	Fund Type	Department	Subdivision	Account	Main Account Description	Category	Strategic / Baseline Category 1	Strategic / Baseline Category 2	Strategic / Baseline Category 3	2018 ACTUAL	2019 ACTUAL	2020 ORIGINAL BUDGET	2020 AMENDED BUDGET	2021 PROPOSED BUDGET
202	Governmental	Special Revenue Fund	Public Works	Streets	202-06-602-503-436002	Services & Charges-Repairs & Maint-Office Equip R&M	Repairs & Maintenance	Baseline Spending	Maintenance of Current Capital	Fleet & Building Maintenance	2,357	-	-	-	-
202	Governmental	Special Revenue Fund	Public Works	Streets	202-06-602-503-436003	Services & Charges-Repairs & Maint-Auto Equip R&M	Repairs & Maintenance	Baseline Spending	Maintenance of Current Capital	Fleet & Building Maintenance	986,633	269,557	550,754	485,140	466,209
202	Governmental	Special Revenue Fund	Public Works	Streets	202-06-602-503-436005	Services & Charges-Repairs & Maint-Other Equip R&M	Repairs & Maintenance	Baseline Spending	Maintenance of Current Capital	Fleet & Building Maintenance	3,128	2,620	3,500	5,356	5,000
202	Governmental	Special Revenue Fund	Public Works	Streets	202-06-602-503-436006	Services & Charges-Repairs & Maint-Radio Equip R&M	Repairs & Maintenance	Baseline Spending	Maintenance of Current Capital	Fleet & Building Maintenance	9,242	13,385	7,000	7,000	8,000
202	Governmental	Special Revenue Fund	Public Works	Streets	202-06-602-503-436008	Services & Charges-Repairs & Maint-Street Maint	Supplies	Baseline Spending	Essential Operations	Streets	-	-	400,000	-	-
202	Governmental	Special Revenue Fund	Public Works	Streets	202-06-602-503-438100	Services & Charges-Debt Service-Principal	Debt Service Principal	Baseline Spending	Debt Service	Debt Service	719,631	734,901	869,006	869,006	939,889
202	Governmental	Special Revenue Fund	Public Works	Streets	202-06-602-503-438200	Services & Charges-Debt Service-Interest	Debt Service Interest & Fees	Baseline Spending	Debt Service	Debt Service	36,899	45,227	69,940	69,940	47,245
202	Governmental	Special Revenue Fund	Public Works	Streets	202-06-602-503-439000	Services & Charges-Other-Misc Charges & Svcs	Other Services & Charges	Baseline Spending	Essential Operations	Streets	1,979	5,369	5,800	5,500	10,000
202	Governmental	Special Revenue Fund	Public Works	Streets	202-06-602-503-439003	Services & Charges-Other-Subscriptions	Other Services & Charges	Baseline Spending	Essential Operations	Streets	52	-	-	-	-
202	Governmental	Special Revenue Fund	Public Works	Streets	202-06-602-503-439005	Services & Charges-Other-Bank & Credit Card Fees	Other Services & Charges	Baseline Spending	Essential Operations	Streets	-	270	-	300	300
202	Governmental	Special Revenue Fund	Public Works	Streets	202-06-602-503-439006	Services & Charges-Other-Education & Training	Education & Training	Baseline Spending	Essential Operations	Streets	4,425	9,540	15,000	15,000	15,000
202	Governmental	Special Revenue Fund	Public Works	Streets	202-06-602-503-439009	Services & Charges-Other-Trash Removal	Other Services & Charges	Baseline Spending	Essential Operations	Streets	1,455	1,737	1,464	1,485	1,750
202	Governmental	Special Revenue Fund	Public Works	Streets	202-06-602-503-443001	Capital Outlay-Buildings-Building Improvements	Capital	Baseline Spending	Maintenance of Current Capital	Fleet & Building Maintenance	-	-	-	-	-
202	Governmental	Special Revenue Fund	Public Works	Streets	202-06-602-503-445000	Capital Outlay-Machinery & Equip-Motor Equipment	Capital	Baseline Spending	Maintenance of Current Capital	Fleet Replacement	-	64,316	-	-	-
202	Governmental	Special Revenue Fund	Public Works	Streets	202-06-602-503-445005	Capital Outlay-Machinery & Equip-Street Equipment	Capital	Baseline Spending	Maintenance of Current Capital	Fleet Replacement	11,870	-	-	-	-
202	Governmental	Special Revenue Fund	Public Works	Streets	202-06-602-503-445008	Capital Outlay-Machinery & Equip-Other Equipment	Capital	Baseline Spending	Maintenance of Current Capital	Fleet Replacement	15,998	-	-	-	-
202	Governmental	Special Revenue Fund	Public Works	Streets	202-06-602-503-452000	Other Uses-Interfund Transfer Out-Transfers Out	Interfund Transfers Out	Baseline Spending	Interfund Transfers	Interfund Transfers	-	2,500,000	-	-	-
202	Governmental	Special Revenue Fund	Public Works	Streets	202-06-602-503-452002	Other Uses-Interfund Transfer Out-Allocations-Admin Cost	Other Interfund Allocations	Baseline Spending	Interfund Transfers	Interfund Transfers	310,309	365,280	501,545	501,545	346,123
202	Governmental	Special Revenue Fund	Public Works	Streets	202-06-602-503-452003	Other Uses-Interfund Transfer Out-Allocations-IT	Other Interfund Allocations	Baseline Spending	Interfund Transfers	Interfund Transfers	245,960	431,471	384,384	384,384	296,793
202	Governmental	Special Revenue Fund	Public Works	Streets	202-06-602-503-452004	Other Uses-Interfund Transfer Out-Allocations-Liability Ins	Other Interfund Allocations	Baseline Spending	Interfund Transfers	Interfund Transfers	398,568	471,559	288,023	288,023	354,110
202	Governmental	Special Revenue Fund	Public Works	Streets	202-06-602-503-452006	Other Uses-Interfund Transfer Out-Allocations-Print Shop	Other Interfund Allocations	Baseline Spending	Interfund Transfers	Interfund Transfers	2,496	2,866	-	-	-
202	Governmental	Special Revenue Fund	Public Works	Streets	202-06-602-503-452007	Other Uses-Interfund Transfer Out-Allocations-Central Stores	Other Interfund Allocations	Baseline Spending	Interfund Transfers	Interfund Transfers	10,849	12,208	-	-	-
202	Governmental	Special Revenue Fund	Public Works	Streets	202-06-602-503-452008	Other Uses-Interfund Transfer Out-Allocations-Payroll Cost	Other Interfund Allocations	Baseline Spending	Interfund Transfers	Interfund Transfers	-	273,309	282,036	282,036	319,026
202	Governmental	Special Revenue Fund	Public Works	Streets	202-06-602-503-452009	Other Uses-Interfund Transfer Out-Allocations-Facilities Mgt	Other Interfund Allocations	Baseline Spending	Interfund Transfers	Interfund Transfers	-	-	1,398	1,398	1,457
202	Governmental	Special Revenue Fund	Public Works	Curb & Sidewalk	202-06-602-505-436003	Services & Charges-Repairs & Maint-Auto Equip R&M	Repairs & Maintenance	Baseline Spending	Maintenance of Current Capital	Fleet & Building Maintenance	7,572	21,000	15,000	15,000	17,500
202	Governmental	Special Revenue Fund	Public Works	Curb & Sidewalk	202-06-602-505-452002	Other Uses-Interfund Transfer Out-Allocations-Admin Cost	Other Interfund Allocations	Baseline Spending	Interfund Transfers	Interfund Transfers	50,551	52,063	56,055	56,055	80,514
202	Governmental	Special Revenue Fund	Public Works	Curb & Sidewalk	202-06-602-505-452008	Other Uses-Interfund Transfer Out-Allocations-Payroll Cost	Other Interfund Allocations	Baseline Spending	Interfund Transfers	Interfund Transfers	-	19,523	21,546	21,546	21,698
209	Governmental	Special Revenue Fund	Community Investment	Community Investment	209-10-101-120-431002	Services & Charges-Professional-Engineering & Architectural	Other Services & Charges	Baseline Spending	Essential Operations	Administration	40,530	29,519	-	14,961	-
210	Governmental	Special Revenue Fund	Community Investment	Community Investment	210-10-101-120-431000	Services & Charges-Professional-Other Professional Svcs	Other Services & Charges	Baseline Spending	Essential Operations	Administration	-	53,699	-	63,463	-
210	Governmental	Special Revenue Fund	Community Investment	Community Investment	210-10-101-120-438100	Services & Charges-Debt Service-Principal	Debt Service Principal	Baseline Spending	Debt Service	Debt Service	65,591	67,581	69,632	69,632	35,605
210	Governmental	Special Revenue Fund	Community Investment	Community Investment	210-10-101-120-438200	Services & Charges-Debt Service-Interest	Debt Service Interest & Fees	Baseline Spending	Debt Service	Debt Service	6,419	4,429	2,379	2,379	401
210	Governmental	Special Revenue Fund	Community Investment	Community Investment	210-10-101-120-439018	Services & Charges-Other-Demolition & Clearance	Other Services & Charges	Baseline Spending	Essential Operations	Administration	55,662	-	-	-	-
210	Governmental	Special Revenue Fund	Community Investment	Community Investment	210-10-101-120-452000	Other Uses-Interfund Transfer Out-Transfers Out	Interfund Transfers Out	Baseline Spending	Interfund Transfers	Interfund Transfers	-	230,000	-	-	-
211	Governmental	Special Revenue Fund	Community Investment	Community Investment	211-10-101-120-436001	Services & Charges-Repairs & Maint-Building R&M	Repairs & Maintenance	Baseline Spending	Maintenance of Current Capital	Fleet & Building Maintenance	-	8,290	-	99,351	-
211	Governmental	Special Revenue Fund	Community Investment	Community Investment	211-10-101-120-436002	Services & Charges-Repairs & Maint-Office Equip R&M	Repairs & Maintenance	Baseline Spending	Maintenance of Current Capital	Fleet & Building Maintenance	-	71	-	-	-
211	Governmental	Special Revenue Fund	Community Investment	Community Investment	211-10-101-120-436003	Services & Charges-Repairs & Maint-Auto Equip R&M	Repairs & Maintenance	Baseline Spending	Maintenance of Current Capital	Fleet & Building Maintenance	1,989	1,550	2,600	2,600	2,600
211	Governmental	Special Revenue Fund	Community Investment	Community Investment	211-10-101-120-452000	Other Uses-Interfund Transfer Out-Transfers Out	Interfund Transfers Out	Baseline Spending	Interfund Transfers	Interfund Transfers	-	-	-	35,000	50,000
211	Governmental	Special Revenue Fund	Community Investment	Community Investment	211-10-101-120-452002	Other Uses-Interfund Transfer Out-Allocations-Admin Cost	Other Interfund Allocations	Baseline Spending	Interfund Transfers	Interfund Transfers	87,189	98,842	118,912	118,912	154,715
211	Governmental	Special Revenue Fund	Community Investment	Community Investment	211-10-101-120-452003	Other Uses-Interfund Transfer Out-Allocations-IT	Other Interfund Allocations	Baseline Spending	Interfund Transfers	Interfund Transfers	222,039	269,655	170,620	170,620	495,377
211	Governmental	Special Revenue Fund	Community Investment	Community Investment	211-10-101-120-452004	Other Uses-Interfund Transfer Out-Allocations-Liability Ins	Other Interfund Allocations	Baseline Spending	Interfund Transfers	Interfund Transfers	73,069	87,674	68,409	68,409	3,371
211	Governmental	Special Revenue Fund	Community Investment	Community Investment	211-10-101-120-452006	Other Uses-Interfund Transfer Out-Allocations-Print Shop	Other Interfund Allocations	Baseline Spending	Interfund Transfers	Interfund Transfers	5,511	4,867	-	-	-
211	Governmental	Special Revenue Fund	Community Investment	Community Investment	211-10-101-120-452007	Other Uses-Interfund Transfer Out-Allocations-Central Stores	Other Interfund Allocations	Baseline Spending	Interfund Transfers	Interfund Transfers	2,730	3,325	-	-	-

Fund	Fund Classification	Fund Type	Department	Subdivision	Account	Main Account Description	Category	Strategic / Baseline Category 1	Strategic / Baseline Category 2	Strategic / Baseline Category 3	2018 ACTUAL	2019 ACTUAL	2020 ORIGINAL BUDGET	2020 AMENDED BUDGET	2021 PROPOSED BUDGET
211	Governmental	Special Revenue Fund	Community Investment	Community Investment	211-10-101-124-436003	Services & Charges-Repairs & Maint-Auto Equip R&M	Repairs & Maintenance	Baseline Spending	Maintenance of Current Capital	Fleet & Building Maintenance	-	-	-	-	500
211	Governmental	Special Revenue Fund	Community Investment	Community Investment	211-10-101-124-439300	Services & Charges-Other-Grants & Subsidies	Grants & Subsidies	Baseline Spending	Essential Operations	Administration	-	-	-	-	-
212	Governmental	Special Revenue Fund	Community Investment	Community Investment	212-10-101-120-431000	Services & Charges-Professional-Other Professional Svcs	Other Services & Charges	Baseline Spending	Essential Operations	Administration	-	-	-	367,678	-
216	Governmental	Special Revenue Fund	Police	Police General	216-08-080-088-439000	Services & Charges-Other-Misc Charges & Svcs	Other Services & Charges	Baseline Spending	Essential Operations	Police	7,856	-	12,000	12,000	12,000
216	Governmental	Special Revenue Fund	Police	Police General	216-08-080-088-445000	Capital Outlay-Machinery & Equip-Motor Equipment	Capital	Baseline Spending	Maintenance of Current Capital	Fleet Replacement	-	-	45,000	43,247	45,000
216	Governmental	Special Revenue Fund	Police	Police General	216-08-080-088-445001	Capital Outlay-Machinery & Equip-Police Equipment	Capital	Baseline Spending	Maintenance of Current Capital	Fleet Replacement	-	-	-	31,753	-
217	Governmental	Special Revenue Fund	Public Works	Engineering	217-06-600-500-431000	Services & Charges-Professional-Other Professional Svcs	Professional Services	Baseline Spending	Essential Operations	Administration	11,524	53,988	-	57,944	-
217	Governmental	Special Revenue Fund	Community Investment	Community Investment	217-10-101-120-439000	Services & Charges-Other-Misc Charges & Svcs	Other Services & Charges	Baseline Spending	Essential Operations	Administration	350	-	-	-	-
217	Governmental	Special Revenue Fund	Code Enforcement	AC&C Donations	217-12-301-106-436001	Services & Charges-Repairs & Maint-Building R&M	Repairs & Maintenance	Baseline Spending	Maintenance of Current Capital	Fleet & Building Maintenance	1,014	1,581	10,000	10,000	10,000
218	Governmental	Special Revenue Fund	Police	Police General	218-08-080-088-439000	Services & Charges-Other-Misc Charges & Svcs	Other Services & Charges	Baseline Spending	Essential Operations	Police	854	623	1,000	1,000	1,000
219	Governmental	Special Revenue Fund	Code Enforcement	NEAT Crew	219-12-300-101-436003	Services & Charges-Repairs & Maint-Auto Equip R&M	Repairs & Maintenance	Baseline Spending	Maintenance of Current Capital	Fleet & Building Maintenance	75,151	56,703	-	-	-
219	Governmental	Special Revenue Fund	Code Enforcement	NEAT Crew	219-12-300-101-436006	Services & Charges-Repairs & Maint-Radio Equip R&M	Repairs & Maintenance	Baseline Spending	Maintenance of Current Capital	Fleet & Building Maintenance	46	1,152	-	-	-
219	Governmental	Special Revenue Fund	Code Enforcement	NEAT Crew	219-12-300-101-445000	Capital Outlay-Machinery & Equip-Motor Equipment	Capital	Baseline Spending	Maintenance of Current Capital	Fleet Replacement	-	24,580	-	-	-
219	Governmental	Special Revenue Fund	Code Enforcement	NEAT Crew	219-12-300-101-452002	Other Uses-Interfund Transfer Out-Allocations-Admin Cost	Other Interfund Allocations	Baseline Spending	Interfund Transfers	Interfund Transfers	18,691	19,798	-	-	-
219	Governmental	Special Revenue Fund	Code Enforcement	NEAT Crew	219-12-300-101-452004	Other Uses-Interfund Transfer Out-Allocations-Liability Ins	Other Interfund Allocations	Baseline Spending	Interfund Transfers	Interfund Transfers	26,435	953	-	-	-
219	Governmental	Special Revenue Fund	Code Enforcement	NEAT Crew	219-12-300-101-452006	Other Uses-Interfund Transfer Out-Allocations-Print Shop	Other Interfund Allocations	Baseline Spending	Interfund Transfers	Interfund Transfers	158	130	-	-	-
219	Governmental	Special Revenue Fund	Code Enforcement	NEAT Crew	219-12-300-101-452007	Other Uses-Interfund Transfer Out-Allocations-Central Stores	Other Interfund Allocations	Baseline Spending	Interfund Transfers	Interfund Transfers	1,271	2,269	-	-	-
219	Governmental	Special Revenue Fund	Code Enforcement	Unsafe Building	219-12-300-104-452000	Other Uses-Interfund Transfer Out-Transfers Out	Interfund Transfers Out	Baseline Spending	Interfund Transfers	Interfund Transfers	27,500	-	-	-	-
219	Governmental	Special Revenue Fund	Code Enforcement	Unsafe Building	219-12-300-104-452002	Other Uses-Interfund Transfer Out-Allocations-Admin Cost	Other Interfund Allocations	Baseline Spending	Interfund Transfers	Interfund Transfers	11,361	11,744	-	-	-
220	Governmental	Special Revenue Fund	Police	Police General	220-08-080-088-422000	Supplies-Operating-Other Operating Supplies	Supplies	Baseline Spending	Essential Operations	Police	136,323	126,508	110,500	151,727	110,500
220	Governmental	Special Revenue Fund	Police	Police General	220-08-080-088-422005	Supplies-Operating-Uniforms	Supplies	Baseline Spending	Essential Operations	Police	37,667	42,018	50,000	50,000	25,000
220	Governmental	Special Revenue Fund	Police	Police General	220-08-080-088-431000	Services & Charges-Professional-Other Professional Svcs	Professional Services	Baseline Spending	Essential Operations	Police	-	-	-	-	-
220	Governmental	Special Revenue Fund	Police	Police General	220-08-080-088-439000	Services & Charges-Other-Misc Charges & Svcs	Other Services & Charges	Baseline Spending	Essential Operations	Police	65,622	37,480	55,000	57,600	55,000
220	Governmental	Special Revenue Fund	Police	Police General	220-08-080-088-439005	Services & Charges-Other-Bank & Credit Card Fees	Other Services & Charges	Baseline Spending	Essential Operations	Police	-	-	-	-	-
221	Governmental	Special Revenue Fund	Code Enforcement	Rental Unit Inspection	221-12-300-102-436003	Services & Charges-Repairs & Maint-Auto Equip R&M	Repairs & Maintenance	Baseline Spending	Maintenance of Current Capital	Fleet & Building Maintenance	-	-	2,400	2,400	1,800
222	Governmental	Internal Service Fund	Admin & Finance	Equipment Services	222-04-403-450-410001	Personnel-Salaries & Wages-Salaried Wages	Salaries & Wages	Baseline Spending	Maintenance of Current Capital	Fleet & Building Maintenance	438,563	484,197	536,693	536,693	518,305
222	Governmental	Internal Service Fund	Admin & Finance	Equipment Services	222-04-403-450-410002	Personnel-Salaries & Wages-Teamster Wages	Salaries & Wages	Baseline Spending	Maintenance of Current Capital	Fleet & Building Maintenance	838,384	864,884	1,099,391	1,099,391	1,109,577
222	Governmental	Internal Service Fund	Admin & Finance	Equipment Services	222-04-403-450-410003	Personnel-Salaries & Wages-Permanent Part Time	Salaries & Wages	Baseline Spending	Maintenance of Current Capital	Fleet & Building Maintenance	15,374	30,904	18,000	18,000	18,000
222	Governmental	Internal Service Fund	Admin & Finance	Equipment Services	222-04-403-450-410004	Personnel-Salaries & Wages-Extra & Overtime	Salaries & Wages	Baseline Spending	Maintenance of Current Capital	Fleet & Building Maintenance	47,550	22,697	41,200	41,200	41,200
222	Governmental	Internal Service Fund	Admin & Finance	Equipment Services	222-04-403-450-410005	Personnel-Salaries & Wages-Seasonal & Interns	Salaries & Wages	Baseline Spending	Maintenance of Current Capital	Fleet & Building Maintenance	20,671	6,222	9,000	9,000	9,000
222	Governmental	Internal Service Fund	Admin & Finance	Equipment Services	222-04-403-450-410007	Personnel-Salaries & Wages-Longevity Pay	Salaries & Wages	Baseline Spending	Maintenance of Current Capital	Fleet & Building Maintenance	1,950	2,400	3,100	3,100	3,100
222	Governmental	Internal Service Fund	Admin & Finance	Equipment Services	222-04-403-450-410014	Personnel-Salaries & Wages-Contract Add Pays	Salaries & Wages	Baseline Spending	Maintenance of Current Capital	Fleet & Building Maintenance	18,023	18,949	22,349	22,349	22,349
222	Governmental	Internal Service Fund	Admin & Finance	Equipment Services	222-04-403-450-411001	Personnel-Employee Benefits-FICA Regular	Fringe Benefits	Baseline Spending	Maintenance of Current Capital	Fleet & Building Maintenance	102,500	105,933	134,082	134,082	133,455
222	Governmental	Internal Service Fund	Admin & Finance	Equipment Services	222-04-403-450-411004	Personnel-Employee Benefits-PERF Regular	Fringe Benefits	Baseline Spending	Maintenance of Current Capital	Fleet & Building Maintenance	151,586	156,036	193,280	193,280	192,361
222	Governmental	Internal Service Fund	Admin & Finance	Equipment Services	222-04-403-450-411005	Personnel-Employee Benefits-PERF Union	Fringe Benefits	Baseline Spending	Maintenance of Current Capital	Fleet & Building Maintenance	8,218	7,523	17,815	17,815	17,968
222	Governmental	Internal Service Fund	Admin & Finance	Equipment Services	222-04-403-450-411007	Personnel-Employee Benefits-Unemployment Comp	Fringe Benefits	Baseline Spending	Maintenance of Current Capital	Fleet & Building Maintenance	-	-	170	170	488
222	Governmental	Internal Service Fund	Admin & Finance	Equipment Services	222-04-403-450-411008	Personnel-Employee Benefits-Health Insurance	Fringe Benefits	Baseline Spending	Maintenance of Current Capital	Fleet & Building Maintenance	364,011	265,981	359,922	359,922	359,922
222	Governmental	Internal Service Fund	Admin & Finance	Equipment Services	222-04-403-450-411009	Personnel-Employee Benefits-Life Insurance	Fringe Benefits	Baseline Spending	Maintenance of Current Capital	Fleet & Building Maintenance	3,135	3,218	3,720	3,720	3,720
222	Governmental	Internal Service Fund	Admin & Finance	Equipment Services	222-04-403-450-411014	Personnel-Employee Benefits-Parental Leave	Fringe Benefits	Baseline Spending	Maintenance of Current Capital	Fleet & Building Maintenance	3,393	2,982	5,960	5,960	5,931
222	Governmental	Internal Service Fund	Admin & Finance	Equipment Services	222-04-403-450-411015	Personnel-Employee Benefits-Other Fringe Benefits	Fringe Benefits	Baseline Spending	Maintenance of Current Capital	Fleet & Building Maintenance	600	600	2,000	2,000	2,000
222	Governmental	Internal Service Fund	Admin & Finance	Equipment Services	222-04-403-450-411201	Personnel-Employee Benefits-Tool Allowance	Fringe Benefits	Baseline Spending	Maintenance of Current Capital	Fleet & Building Maintenance	9,364	9,075	11,884	11,884	11,884
222	Governmental	Internal Service Fund	Admin & Finance	Equipment Services	222-04-403-450-411203	Personnel-Employee Benefits-Job Readiness Allow.	Fringe Benefits	Baseline Spending	Maintenance of Current Capital	Fleet & Building Maintenance	8,819	7,969	9,775	9,775	9,775

Fund	Fund Classification	Fund Type	Department	Subdivision	Account	Main Account Description	Category	Strategic / Baseline Category 1	Strategic / Baseline Category 2	Strategic / Baseline Category 3	2018 ACTUAL	2019 ACTUAL	2020 ORIGINAL BUDGET	2020 AMENDED BUDGET	2021 PROPOSED BUDGET
222	Governmental	Internal Service Fund	Admin & Finance	Equipment Services	222-04-403-450-411204	Personnel-Employee Benefits-Auto Allowance	Fringe Benefits	Baseline Spending	Maintenance of Current Capital	Fleet & Building Maintenance	50	-	-	-	-
222	Governmental	Internal Service Fund	Admin & Finance	Equipment Services	222-04-403-450-411206	Personnel-Employee Benefits-Cell Phone Allowance	Fringe Benefits	Baseline Spending	Maintenance of Current Capital	Fleet & Building Maintenance	1,425	1,320	1,320	1,320	1,320
222	Governmental	Internal Service Fund	Admin & Finance	Equipment Services	222-04-403-450-421000	Supplies-Office-Other Office Supplies	Supplies	Baseline Spending	Maintenance of Current Capital	Fleet & Building Maintenance	267	-	-	-	-
222	Governmental	Internal Service Fund	Admin & Finance	Equipment Services	222-04-403-450-421002	Supplies-Office-Stationary & Printing	Supplies	Baseline Spending	Maintenance of Current Capital	Fleet & Building Maintenance	3,861	3,148	5,500	5,963	4,500
222	Governmental	Internal Service Fund	Admin & Finance	Equipment Services	222-04-403-450-421005	Supplies-Office-Print Shop Jobs Supplies	Supplies	Baseline Spending	Maintenance of Current Capital	Fleet & Building Maintenance	243	300	-	-	-
222	Governmental	Internal Service Fund	Admin & Finance	Equipment Services	222-04-403-450-422001	Supplies-Operating-C.S. Gasoline	Supplies	Baseline Spending	Maintenance of Current Capital	Fleet & Building Maintenance	4,387	1,701,292	1,851,628	1,851,628	1,870,144
222	Governmental	Internal Service Fund	Admin & Finance	Equipment Services	222-04-403-450-422002	Supplies-Operating-Diesel/CNG	Supplies	Baseline Spending	Maintenance of Current Capital	Fleet & Building Maintenance	1,244	77	-	-	-
222	Governmental	Internal Service Fund	Admin & Finance	Equipment Services	222-04-403-450-422005	Supplies-Operating-Uniforms	Supplies	Baseline Spending	Maintenance of Current Capital	Fleet & Building Maintenance	6,066	5,483	8,500	9,118	6,500
222	Governmental	Internal Service Fund	Admin & Finance	Equipment Services	222-04-403-450-422007	Supplies-Operating-Cleaning Supplies	Supplies	Baseline Spending	Maintenance of Current Capital	Fleet & Building Maintenance	4,324	3,207	4,600	4,600	4,600
222	Governmental	Internal Service Fund	Admin & Finance	Equipment Services	222-04-403-450-422008	Supplies-Operating-Medical/Safety Supplies	Supplies	Baseline Spending	Maintenance of Current Capital	Fleet & Building Maintenance	697	685	780	780	1,300
222	Governmental	Internal Service Fund	Admin & Finance	Equipment Services	222-04-403-450-422010	Supplies-Operating-Plants Chemicals Seed & Fertilizer	Supplies	Baseline Spending	Maintenance of Current Capital	Fleet & Building Maintenance	53	57	500	500	350
222	Governmental	Internal Service Fund	Admin & Finance	Equipment Services	222-04-403-450-423000	Supplies-Repair & Maint-Other R&M Supplies	Supplies	Baseline Spending	Maintenance of Current Capital	Fleet & Building Maintenance	16,780	19,901	21,000	22,277	24,000
222	Governmental	Internal Service Fund	Admin & Finance	Equipment Services	222-04-403-450-423001	Supplies-Repair & Maint-Building Materials	Supplies	Baseline Spending	Maintenance of Current Capital	Fleet & Building Maintenance	17,590	17,554	22,500	24,139	21,000
222	Governmental	Internal Service Fund	Admin & Finance	Equipment Services	222-04-403-450-423006	Supplies-Repair & Maint-Small Tools & Equipment	Supplies	Baseline Spending	Maintenance of Current Capital	Fleet & Building Maintenance	21,056	14,248	22,000	26,798	25,000
222	Governmental	Internal Service Fund	Admin & Finance	Equipment Services	222-04-403-450-423009	Supplies-Repair & Maint-Repair Parts	Supplies	Baseline Spending	Maintenance of Current Capital	Fleet & Building Maintenance	6,432	-	-	-	-
222	Governmental	Internal Service Fund	Admin & Finance	Equipment Services	222-04-403-450-423010	Supplies-Repair & Maint-Reimbursed Parts	Supplies	Baseline Spending	Maintenance of Current Capital	Fleet & Building Maintenance	27,245	2,729,462	2,921,974	2,930,035	2,959,335
222	Governmental	Internal Service Fund	Admin & Finance	Equipment Services	222-04-403-450-423012	Supplies-Repair & Maint-Inventory Over & Short	Supplies	Baseline Spending	Maintenance of Current Capital	Fleet & Building Maintenance	(326)	(10,810)	-	-	-
222	Governmental	Internal Service Fund	Admin & Finance	Equipment Services	222-04-403-450-431000	Services & Charges-Professional-Other Professional Svcs	Professional Services	Baseline Spending	Maintenance of Current Capital	Fleet & Building Maintenance	9,836	7,856	13,000	13,000	8,500
222	Governmental	Internal Service Fund	Admin & Finance	Equipment Services	222-04-403-450-431001	Services & Charges-Professional-Legal Services	Professional Services	Baseline Spending	Maintenance of Current Capital	Fleet & Building Maintenance	-	418	-	-	-
222	Governmental	Internal Service Fund	Admin & Finance	Equipment Services	222-04-403-450-432002	Services & Charges-Communication & Transp-Mailing	Other Services & Charges	Baseline Spending	Maintenance of Current Capital	Fleet & Building Maintenance	1,421	317	1,300	1,342	1,300
222	Governmental	Internal Service Fund	Admin & Finance	Equipment Services	222-04-403-450-432003	Services & Charges-Communication & Transp-Travel	Travel	Baseline Spending	Maintenance of Current Capital	Fleet & Building Maintenance	232	305	1,000	1,000	500
222	Governmental	Internal Service Fund	Admin & Finance	Equipment Services	222-04-403-450-432004	Services & Charges-Communication & Transp-Telecommunications	Other Services & Charges	Baseline Spending	Maintenance of Current Capital	Fleet & Building Maintenance	736	782	750	750	800
222	Governmental	Internal Service Fund	Admin & Finance	Equipment Services	222-04-403-450-433001	Services & Charges-Printing & Ad-Outside Printing Services	Printing & Advertising	Baseline Spending	Maintenance of Current Capital	Fleet & Building Maintenance	-	-	1,626	1,626	3,500
222	Governmental	Internal Service Fund	Admin & Finance	Equipment Services	222-04-403-450-433002	Services & Charges-Printing & Ad-Publication of Legal Notice	Printing & Advertising	Baseline Spending	Maintenance of Current Capital	Fleet & Building Maintenance	4,609	610	6,000	6,000	1,000
222	Governmental	Internal Service Fund	Admin & Finance	Equipment Services	222-04-403-450-435001	Services & Charges-Utility Services-Electric	Utilities	Baseline Spending	Maintenance of Current Capital	Fleet & Building Maintenance	29,216	30,329	30,556	30,556	31,167
222	Governmental	Internal Service Fund	Admin & Finance	Equipment Services	222-04-403-450-435002	Services & Charges-Utility Services-Natural Gas	Utilities	Baseline Spending	Maintenance of Current Capital	Fleet & Building Maintenance	21,316	24,571	23,148	23,148	23,611
222	Governmental	Internal Service Fund	Admin & Finance	Equipment Services	222-04-403-450-435004	Services & Charges-Utility Services-Water	Utilities	Baseline Spending	Maintenance of Current Capital	Fleet & Building Maintenance	7,902	8,260	9,500	9,500	9,690
222	Governmental	Internal Service Fund	Admin & Finance	Equipment Services	222-04-403-450-436001	Services & Charges-Repairs & Maint-Building R&M	Repairs & Maintenance	Baseline Spending	Maintenance of Current Capital	Fleet & Building Maintenance	30,142	21,810	26,000	27,209	23,500
222	Governmental	Internal Service Fund	Admin & Finance	Equipment Services	222-04-403-450-436002	Services & Charges-Repairs & Maint-Office Equip R&M	Repairs & Maintenance	Baseline Spending	Maintenance of Current Capital	Fleet & Building Maintenance	-	-	500	500	1,000
222	Governmental	Internal Service Fund	Admin & Finance	Equipment Services	222-04-403-450-436003	Services & Charges-Repairs & Maint-Auto Equip R&M	Repairs & Maintenance	Baseline Spending	Maintenance of Current Capital	Fleet & Building Maintenance	7,750	23,296	21,000	21,000	20,000
222	Governmental	Internal Service Fund	Admin & Finance	Equipment Services	222-04-403-450-436006	Services & Charges-Repairs & Maint-Radio Equip R&M	Repairs & Maintenance	Baseline Spending	Maintenance of Current Capital	Fleet & Building Maintenance	120	815	500	500	1,000
222	Governmental	Internal Service Fund	Admin & Finance	Equipment Services	222-04-403-450-438100	Services & Charges-Debt Service-Principal	Debt Service Principal	Baseline Spending	Debt Service	Debt Service	4,957	5,132	5,208	5,208	-
222	Governmental	Internal Service Fund	Admin & Finance	Equipment Services	222-04-403-450-438200	Services & Charges-Debt Service-Interest	Debt Service Interest & Fees	Baseline Spending	Debt Service	Debt Service	197	127	55	55	-
222	Governmental	Internal Service Fund	Admin & Finance	Equipment Services	222-04-403-450-439000	Services & Charges-Other-Misc Charges & Svcs	Other Services & Charges	Baseline Spending	Maintenance of Current Capital	Fleet & Building Maintenance	1,703	139	1,000	1,000	500
222	Governmental	Internal Service Fund	Admin & Finance	Equipment Services	222-04-403-450-439006	Services & Charges-Other-Education & Training	Education & Training	Baseline Spending	Maintenance of Current Capital	Fleet & Building Maintenance	6,673	2,908	10,000	10,000	5,000
222	Governmental	Internal Service Fund	Admin & Finance	Equipment Services	222-04-403-450-439011	Services & Charges-Other-Waste Removal/Disposal	Other Services & Charges	Baseline Spending	Maintenance of Current Capital	Fleet & Building Maintenance	10,044	9,009	12,000	14,199	12,500
222	Governmental	Internal Service Fund	Admin & Finance	Equipment Services	222-04-403-450-452000	Other Uses-Interfund Transfer Out-Transfers Out	Interfund Transfers Out	Baseline Spending	Interfund Transfers	Interfund Transfers	77,000	-	71,491	71,491	105,000
222	Governmental	Internal Service Fund	Admin & Finance	Equipment Services	222-04-403-450-452002	Other Uses-Interfund Transfer Out-Allocations-Admin Cost	Other Interfund Allocations	Baseline Spending	Interfund Transfers	Interfund Transfers	107,448	106,067	132,929	132,929	373,965
222	Governmental	Internal Service Fund	Admin & Finance	Equipment Services	222-04-403-450-452003	Other Uses-Interfund Transfer Out-Allocations-IT	Other Interfund Allocations	Baseline Spending	Interfund Transfers	Interfund Transfers	129,469	130,722	92,491	92,491	199,168
222	Governmental	Internal Service Fund	Admin & Finance	Equipment Services	222-04-403-450-452004	Other Uses-Interfund Transfer Out-Allocations-Liability Ins	Other Interfund Allocations	Baseline Spending	Interfund Transfers	Interfund Transfers	31,776	132,580	21,508	21,508	9,531
222	Governmental	Internal Service Fund	Admin & Finance	Equipment Services	222-04-403-450-452006	Other Uses-Interfund Transfer Out-Allocations-Print Shop	Other Interfund Allocations	Baseline Spending	Interfund Transfers	Interfund Transfers	1,217	1,625	-	-	-
222	Governmental	Internal Service Fund	Admin & Finance	Equipment Services	222-04-403-450-452007	Other Uses-Interfund Transfer Out-Allocations-Central Stores	Other Interfund Allocations	Baseline Spending	Interfund Transfers	Interfund Transfers	11,837	17,271	-	-	-

Fund	Fund Classification	Fund Type	Department	Subdivision	Account	Main Account Description	Category	Strategic / Baseline Category 1	Strategic / Baseline Category 2	Strategic / Baseline Category 3	2018 ACTUAL	2019 ACTUAL	2020 ORIGINAL BUDGET	2020 AMENDED BUDGET	2021 PROPOSED BUDGET
222	Governmental	Internal Service Fund	Admin & Finance	Equipment Services	222-04-403-450-452009	Other Uses-Interfund Transfer Out-Allocations-Facilities Mgt	Other Interfund Allocations	Baseline Spending	Interfund Transfers	Interfund Transfers	-	-	1,902	1,902	1,971
222	Governmental	Internal Service Fund	Admin & Finance	Central Stores	222-04-403-451-410001	Personnel-Salaries & Wages-Salaried Wages	Salaries & Wages	Baseline Spending	Maintenance of Current Capital	Fleet & Building Maintenance	180,947	162,323	-	-	-
222	Governmental	Internal Service Fund	Admin & Finance	Central Stores	222-04-403-451-411001	Personnel-Employee Benefits-FICA Regular	Fringe Benefits	Baseline Spending	Maintenance of Current Capital	Fleet & Building Maintenance	14,168	12,114	-	-	-
222	Governmental	Internal Service Fund	Admin & Finance	Central Stores	222-04-403-451-411004	Personnel-Employee Benefits-PERF Regular	Fringe Benefits	Baseline Spending	Maintenance of Current Capital	Fleet & Building Maintenance	20,488	17,730	-	-	-
222	Governmental	Internal Service Fund	Admin & Finance	Central Stores	222-04-403-451-411008	Personnel-Employee Benefits-Health Insurance	Fringe Benefits	Baseline Spending	Maintenance of Current Capital	Fleet & Building Maintenance	19,557	19,276	-	-	-
222	Governmental	Internal Service Fund	Admin & Finance	Central Stores	222-04-403-451-411009	Personnel-Employee Benefits-Life Insurance	Fringe Benefits	Baseline Spending	Maintenance of Current Capital	Fleet & Building Maintenance	407	345	-	-	-
222	Governmental	Internal Service Fund	Admin & Finance	Central Stores	222-04-403-451-411014	Personnel-Employee Benefits-Parental Leave	Fringe Benefits	Baseline Spending	Maintenance of Current Capital	Fleet & Building Maintenance	452	398	-	-	-
222	Governmental	Internal Service Fund	Admin & Finance	Central Stores	222-04-403-451-411204	Personnel-Employee Benefits-Auto Allowance	Fringe Benefits	Baseline Spending	Maintenance of Current Capital	Fleet & Building Maintenance	900	900	-	-	-
222	Governmental	Internal Service Fund	Admin & Finance	Central Stores	222-04-403-451-411206	Personnel-Employee Benefits-Cell Phone Allowance	Fringe Benefits	Baseline Spending	Maintenance of Current Capital	Fleet & Building Maintenance	831	1,320	-	-	-
222	Governmental	Internal Service Fund	Admin & Finance	Central Stores	222-04-403-451-421000	Supplies-Office-Other Office Supplies	Supplies	Baseline Spending	Maintenance of Current Capital	Fleet & Building Maintenance	409	211	-	-	-
222	Governmental	Internal Service Fund	Admin & Finance	Central Stores	222-04-403-451-421002	Supplies-Office-Stationary & Printing	Supplies	Baseline Spending	Maintenance of Current Capital	Fleet & Building Maintenance	951	917	-	26	-
222	Governmental	Internal Service Fund	Admin & Finance	Central Stores	222-04-403-451-421005	Supplies-Office-Print Shop Jobs Supplies	Supplies	Baseline Spending	Maintenance of Current Capital	Fleet & Building Maintenance	8	-	-	-	-
222	Governmental	Internal Service Fund	Admin & Finance	Central Stores	222-04-403-451-422001	Supplies-Operating-C.S. Gasoline	Supplies	Baseline Spending	Maintenance of Current Capital	Fleet & Building Maintenance	754	969	-	-	-
222	Governmental	Internal Service Fund	Admin & Finance	Central Stores	222-04-403-451-423011	Supplies-Repair & Maint-Stores Outside Supplies	Supplies	Baseline Spending	Maintenance of Current Capital	Fleet & Building Maintenance	522	-	-	-	-
222	Governmental	Internal Service Fund	Admin & Finance	Central Stores	222-04-403-451-436003	Services & Charges-Repairs & Maint-Auto Equip R&M	Repairs & Maintenance	Baseline Spending	Maintenance of Current Capital	Fleet & Building Maintenance	974	611	-	-	-
222	Governmental	Internal Service Fund	Admin & Finance	Central Stores	222-04-403-451-452002	Other Uses-Interfund Transfer Out-Allocations-Admin Cost	Other Interfund Allocations	Baseline Spending	Interfund Transfers	Interfund Transfers	3,637	8,202	-	-	-
222	Governmental	Internal Service Fund	Admin & Finance	Central Stores	222-04-403-451-452003	Other Uses-Interfund Transfer Out-Allocations-IT	Other Interfund Allocations	Baseline Spending	Interfund Transfers	Interfund Transfers	-	16,620	-	-	-
222	Governmental	Internal Service Fund	Admin & Finance	Central Stores	222-04-403-451-452004	Other Uses-Interfund Transfer Out-Allocations-Liability Ins	Other Interfund Allocations	Baseline Spending	Interfund Transfers	Interfund Transfers	261	953	-	-	-
222	Governmental	Internal Service Fund	Admin & Finance	Central Stores	222-04-403-451-452008	Other Uses-Interfund Transfer Out-Allocations-Payroll Cost	Other Interfund Allocations	Baseline Spending	Interfund Transfers	Interfund Transfers	-	41,412	-	-	-
222	Governmental	Internal Service Fund	Admin & Finance	Print Shop	222-04-403-452-410001	Personnel-Salaries & Wages-Salaried Wages	Salaries & Wages	Baseline Spending	Maintenance of Current Capital	Fleet & Building Maintenance	61,856	40,259	-	-	-
222	Governmental	Internal Service Fund	Admin & Finance	Print Shop	222-04-403-452-411001	Personnel-Employee Benefits-FICA Regular	Fringe Benefits	Baseline Spending	Maintenance of Current Capital	Fleet & Building Maintenance	4,418	2,730	-	-	-
222	Governmental	Internal Service Fund	Admin & Finance	Print Shop	222-04-403-452-411004	Personnel-Employee Benefits-PERF Regular	Fringe Benefits	Baseline Spending	Maintenance of Current Capital	Fleet & Building Maintenance	6,934	4,509	-	-	-
222	Governmental	Internal Service Fund	Admin & Finance	Print Shop	222-04-403-452-411008	Personnel-Employee Benefits-Health Insurance	Fringe Benefits	Baseline Spending	Maintenance of Current Capital	Fleet & Building Maintenance	16,245	10,312	-	-	-
222	Governmental	Internal Service Fund	Admin & Finance	Print Shop	222-04-403-452-411009	Personnel-Employee Benefits-Life Insurance	Fringe Benefits	Baseline Spending	Maintenance of Current Capital	Fleet & Building Maintenance	167	120	-	-	-
222	Governmental	Internal Service Fund	Admin & Finance	Print Shop	222-04-403-452-411014	Personnel-Employee Benefits-Parental Leave	Fringe Benefits	Baseline Spending	Maintenance of Current Capital	Fleet & Building Maintenance	160	101	-	-	-
222	Governmental	Internal Service Fund	Admin & Finance	Print Shop	222-04-403-452-411206	Personnel-Employee Benefits-Cell Phone Allowance	Fringe Benefits	Baseline Spending	Maintenance of Current Capital	Fleet & Building Maintenance	6	-	-	-	-
222	Governmental	Internal Service Fund	Admin & Finance	Print Shop	222-04-403-452-421002	Supplies-Office-Stationary & Printing	Supplies	Baseline Spending	Maintenance of Current Capital	Fleet & Building Maintenance	17,167	20,214	-	391	-
222	Governmental	Internal Service Fund	Admin & Finance	Print Shop	222-04-403-452-423000	Supplies-Repair & Maint-Other R&M Supplies	Supplies	Baseline Spending	Maintenance of Current Capital	Fleet & Building Maintenance	-	81	-	-	-
222	Governmental	Internal Service Fund	Admin & Finance	Print Shop	222-04-403-452-433001	Services & Charges-Printing & Ad-Outside Printing Services	Printing & Advertising	Baseline Spending	Maintenance of Current Capital	Fleet & Building Maintenance	16	105	-	-	-
222	Governmental	Internal Service Fund	Admin & Finance	Print Shop	222-04-403-452-436002	Services & Charges-Repairs & Maint-Office Equip R&M	Repairs & Maintenance	Baseline Spending	Maintenance of Current Capital	Fleet & Building Maintenance	18,333	5,353	-	3,172	-
222	Governmental	Internal Service Fund	Admin & Finance	Print Shop	222-04-403-452-438100	Services & Charges-Debt Service-Principal	Debt Service Principal	Baseline Spending	Debt Service	Debt Service	8,649	9,117	9,610	9,610	3,303
222	Governmental	Internal Service Fund	Admin & Finance	Print Shop	222-04-403-452-438200	Services & Charges-Debt Service-Interest	Debt Service Interest & Fees	Baseline Spending	Debt Service	Debt Service	1,369	901	408	408	37
222	Governmental	Internal Service Fund	Admin & Finance	Print Shop	222-04-403-452-439006	Services & Charges-Other-Education & Training	Education & Training	Baseline Spending	Maintenance of Current Capital	Fleet & Building Maintenance	624	-	-	-	-
222	Governmental	Internal Service Fund	Admin & Finance	Print Shop	222-04-403-452-452002	Other Uses-Interfund Transfer Out-Allocations-Admin Cost	Other Interfund Allocations	Baseline Spending	Interfund Transfers	Interfund Transfers	6,254	6,675	-	-	-
222	Governmental	Internal Service Fund	Admin & Finance	Print Shop	222-04-403-452-452003	Other Uses-Interfund Transfer Out-Allocations-IT	Other Interfund Allocations	Baseline Spending	Interfund Transfers	Interfund Transfers	-	18,760	-	-	-
222	Governmental	Internal Service Fund	Admin & Finance	Print Shop	222-04-403-452-452004	Other Uses-Interfund Transfer Out-Allocations-Liability Ins	Other Interfund Allocations	Baseline Spending	Interfund Transfers	Interfund Transfers	264	238	-	-	-
222	Governmental	Internal Service Fund	Admin & Finance	Print Shop	222-04-403-452-452008	Other Uses-Interfund Transfer Out-Allocations-Payroll Cost	Other Interfund Allocations	Baseline Spending	Interfund Transfers	Interfund Transfers	-	41,412	-	-	-
222	Governmental	Internal Service Fund	Admin & Finance	Radio Shop	222-04-403-453-410001	Personnel-Salaries & Wages-Salaried Wages	Salaries & Wages	Baseline Spending	Maintenance of Current Capital	Fleet & Building Maintenance	158,800	122,629	163,744	163,744	164,234
222	Governmental	Internal Service Fund	Admin & Finance	Radio Shop	222-04-403-453-410004	Personnel-Salaries & Wages-Extra & Overtime	Salaries & Wages	Baseline Spending	Maintenance of Current Capital	Fleet & Building Maintenance	-	-	-	-	-
222	Governmental	Internal Service Fund	Admin & Finance	Radio Shop	222-04-403-453-410005	Personnel-Salaries & Wages-Seasonal & Interns	Salaries & Wages	Baseline Spending	Maintenance of Current Capital	Fleet & Building Maintenance	-	4,410	-	-	-
222	Governmental	Internal Service Fund	Admin & Finance	Radio Shop	222-04-403-453-411001	Personnel-Employee Benefits-FICA Regular	Fringe Benefits	Baseline Spending	Maintenance of Current Capital	Fleet & Building Maintenance	11,486	9,310	12,526	12,526	12,564
222	Governmental	Internal Service Fund	Admin & Finance	Radio Shop	222-04-403-453-411004	Personnel-Employee Benefits-PERF Regular	Fringe Benefits	Baseline Spending	Maintenance of Current Capital	Fleet & Building Maintenance	17,796	13,734	18,339	18,339	18,394

Fund	Fund Classification	Fund Type	Department	Subdivision	Account	Main Account Description	Category	Strategic / Baseline Category 1	Strategic / Baseline Category 2	Strategic / Baseline Category 3	2018 ACTUAL	2019 ACTUAL	2020 ORIGINAL BUDGET	2020 AMENDED BUDGET	2021 PROPOSED BUDGET
222	Governmental	Internal Service Fund	Admin & Finance	Radio Shop	222-04-403-453-411007	Personnel-Employee Benefits-Unemployment Comp	Fringe Benefits	Baseline Spending	Maintenance of Current Capital	Fleet & Building Maintenance	-	-	16	16	49
222	Governmental	Internal Service Fund	Admin & Finance	Radio Shop	222-04-403-453-411008	Personnel-Employee Benefits-Health Insurance	Fringe Benefits	Baseline Spending	Maintenance of Current Capital	Fleet & Building Maintenance	33,098	20,838	34,831	34,831	34,831
222	Governmental	Internal Service Fund	Admin & Finance	Radio Shop	222-04-403-453-411009	Personnel-Employee Benefits-Life Insurance	Fringe Benefits	Baseline Spending	Maintenance of Current Capital	Fleet & Building Maintenance	247	235	360	360	360
222	Governmental	Internal Service Fund	Admin & Finance	Radio Shop	222-04-403-453-411014	Personnel-Employee Benefits-Parental Leave	Fringe Benefits	Baseline Spending	Maintenance of Current Capital	Fleet & Building Maintenance	409	242	573	573	575
222	Governmental	Internal Service Fund	Admin & Finance	Radio Shop	222-04-403-453-411206	Personnel-Employee Benefits-Cell Phone Allowance	Fringe Benefits	Baseline Spending	Maintenance of Current Capital	Fleet & Building Maintenance	6	-	-	-	-
222	Governmental	Internal Service Fund	Admin & Finance	Radio Shop	222-04-403-453-421002	Supplies-Office-Stationary & Printing	Supplies	Baseline Spending	Maintenance of Current Capital	Fleet & Building Maintenance	79	92	250	250	200
222	Governmental	Internal Service Fund	Admin & Finance	Radio Shop	222-04-403-453-422001	Supplies-Operating-C.S. Gasoline	Supplies	Baseline Spending	Maintenance of Current Capital	Fleet & Building Maintenance	55	50	236	236	100
222	Governmental	Internal Service Fund	Admin & Finance	Radio Shop	222-04-403-453-423000	Supplies-Repair & Maint-Other R&M Supplies	Supplies	Baseline Spending	Maintenance of Current Capital	Fleet & Building Maintenance	733	764	850	899	850
222	Governmental	Internal Service Fund	Admin & Finance	Radio Shop	222-04-403-453-423006	Supplies-Repair & Maint-Small Tools & Equipment	Supplies	Baseline Spending	Maintenance of Current Capital	Fleet & Building Maintenance	1,581	3,422	4,400	4,400	2,000
222	Governmental	Internal Service Fund	Admin & Finance	Radio Shop	222-04-403-453-423012	Supplies-Repair & Maint-Inventory Over & Short	Supplies	Baseline Spending	Maintenance of Current Capital	Fleet & Building Maintenance	(69)	7	-	-	-
222	Governmental	Internal Service Fund	Admin & Finance	Radio Shop	222-04-403-453-432003	Services & Charges-Communication & Transp-Travel	Travel	Baseline Spending	Maintenance of Current Capital	Fleet & Building Maintenance	-	-	2,000	2,000	1,000
222	Governmental	Internal Service Fund	Admin & Finance	Radio Shop	222-04-403-453-433001	Services & Charges-Printing & Ad-Outside Printing Services	Printing & Advertising	Baseline Spending	Maintenance of Current Capital	Fleet & Building Maintenance	-	-	142	142	142
222	Governmental	Internal Service Fund	Admin & Finance	Radio Shop	222-04-403-453-435001	Services & Charges-Utility Services-Electric	Utilities	Baseline Spending	Maintenance of Current Capital	Fleet & Building Maintenance	-	-	860	860	-
222	Governmental	Internal Service Fund	Admin & Finance	Radio Shop	222-04-403-453-435002	Services & Charges-Utility Services-Natural Gas	Utilities	Baseline Spending	Maintenance of Current Capital	Fleet & Building Maintenance	-	-	860	860	-
222	Governmental	Internal Service Fund	Admin & Finance	Radio Shop	222-04-403-453-436003	Services & Charges-Repairs & Maint-Auto Equip R&M	Repairs & Maintenance	Baseline Spending	Maintenance of Current Capital	Fleet & Building Maintenance	522	149	1,000	1,507	1,000
222	Governmental	Internal Service Fund	Admin & Finance	Radio Shop	222-04-403-453-436005	Services & Charges-Repairs & Maint-Other Equip R&M	Repairs & Maintenance	Baseline Spending	Maintenance of Current Capital	Fleet & Building Maintenance	735	735	2,000	1,300	1,000
222	Governmental	Internal Service Fund	Admin & Finance	Radio Shop	222-04-403-453-439003	Services & Charges-Other-Subscriptions	Other Services & Charges	Baseline Spending	Maintenance of Current Capital	Fleet & Building Maintenance	-	-	800	800	500
222	Governmental	Internal Service Fund	Admin & Finance	Radio Shop	222-04-403-453-439006	Services & Charges-Other-Education & Training	Education & Training	Baseline Spending	Maintenance of Current Capital	Fleet & Building Maintenance	1,098	-	7,000	7,850	5,000
222	Governmental	Internal Service Fund	Admin & Finance	Radio Shop	222-04-403-453-452002	Other Uses-Interfund Transfer Out-Allocations-Admin Cost	Other Interfund Allocations	Baseline Spending	Interfund Transfers	Interfund Transfers	10,624	11,574	11,676	11,676	13,189
222	Governmental	Internal Service Fund	Admin & Finance	Radio Shop	222-04-403-453-452003	Other Uses-Interfund Transfer Out-Allocations-IT	Other Interfund Allocations	Baseline Spending	Interfund Transfers	Interfund Transfers	41,509	28,494	12,464	12,464	12,753
222	Governmental	Internal Service Fund	Admin & Finance	Radio Shop	222-04-403-453-452004	Other Uses-Interfund Transfer Out-Allocations-Liability Ins	Other Interfund Allocations	Baseline Spending	Interfund Transfers	Interfund Transfers	626	715	591	591	369
222	Governmental	Internal Service Fund	Admin & Finance	Radio Shop	222-04-403-453-452008	Other Uses-Interfund Transfer Out-Allocations-Payroll Cost	Other Interfund Allocations	Baseline Spending	Interfund Transfers	Interfund Transfers	-	13,492	-	-	-
222	Governmental	Internal Service Fund	Admin & Finance	Building Maintenance	222-04-403-454-410001	Personnel-Salaries & Wages-Salaried Wages	Salaries & Wages	Baseline Spending	Maintenance of Current Capital	Fleet & Building Maintenance	56,730	45,196	57,434	57,434	51,224
222	Governmental	Internal Service Fund	Admin & Finance	Building Maintenance	222-04-403-454-410002	Personnel-Salaries & Wages-Teamster Wages	Salaries & Wages	Baseline Spending	Maintenance of Current Capital	Fleet & Building Maintenance	66,136	46,042	72,164	72,164	72,885
222	Governmental	Internal Service Fund	Admin & Finance	Building Maintenance	222-04-403-454-410004	Personnel-Salaries & Wages-Extra & Overtime	Salaries & Wages	Baseline Spending	Maintenance of Current Capital	Fleet & Building Maintenance	53	1,883	500	500	500
222	Governmental	Internal Service Fund	Admin & Finance	Building Maintenance	222-04-403-454-410005	Personnel-Salaries & Wages-Seasonal & Interns	Salaries & Wages	Baseline Spending	Maintenance of Current Capital	Fleet & Building Maintenance	3,504	-	-	-	-
222	Governmental	Internal Service Fund	Admin & Finance	Building Maintenance	222-04-403-454-410007	Personnel-Salaries & Wages-Longevity Pay	Salaries & Wages	Baseline Spending	Maintenance of Current Capital	Fleet & Building Maintenance	350	350	300	300	300
222	Governmental	Internal Service Fund	Admin & Finance	Building Maintenance	222-04-403-454-411001	Personnel-Employee Benefits-FICA Regular	Fringe Benefits	Baseline Spending	Maintenance of Current Capital	Fleet & Building Maintenance	9,074	6,731	10,048	10,048	9,629
222	Governmental	Internal Service Fund	Admin & Finance	Building Maintenance	222-04-403-454-411004	Personnel-Employee Benefits-PERF Regular	Fringe Benefits	Baseline Spending	Maintenance of Current Capital	Fleet & Building Maintenance	13,905	10,022	14,711	14,711	14,097
222	Governmental	Internal Service Fund	Admin & Finance	Building Maintenance	222-04-403-454-411005	Personnel-Employee Benefits-PERF Union	Fringe Benefits	Baseline Spending	Maintenance of Current Capital	Fleet & Building Maintenance	568	491	1,109	1,109	1,120
222	Governmental	Internal Service Fund	Admin & Finance	Building Maintenance	222-04-403-454-411007	Personnel-Employee Benefits-Unemployment Comp	Fringe Benefits	Baseline Spending	Maintenance of Current Capital	Fleet & Building Maintenance	-	-	13	13	37
222	Governmental	Internal Service Fund	Admin & Finance	Building Maintenance	222-04-403-454-411008	Personnel-Employee Benefits-Health Insurance	Fringe Benefits	Baseline Spending	Maintenance of Current Capital	Fleet & Building Maintenance	44,397	21,124	34,831	34,831	34,831
222	Governmental	Internal Service Fund	Admin & Finance	Building Maintenance	222-04-403-454-411009	Personnel-Employee Benefits-Life Insurance	Fringe Benefits	Baseline Spending	Maintenance of Current Capital	Fleet & Building Maintenance	346	260	360	360	360
222	Governmental	Internal Service Fund	Admin & Finance	Building Maintenance	222-04-403-454-411014	Personnel-Employee Benefits-Parental Leave	Fringe Benefits	Baseline Spending	Maintenance of Current Capital	Fleet & Building Maintenance	276	235	456	456	437
222	Governmental	Internal Service Fund	Admin & Finance	Building Maintenance	222-04-403-454-411201	Personnel-Employee Benefits-Tool Allowance	Fringe Benefits	Baseline Spending	Maintenance of Current Capital	Fleet & Building Maintenance	-	-	104	104	104
222	Governmental	Internal Service Fund	Admin & Finance	Building Maintenance	222-04-403-454-411203	Personnel-Employee Benefits-Job Readiness Allow.	Fringe Benefits	Baseline Spending	Maintenance of Current Capital	Fleet & Building Maintenance	850	850	850	850	850
222	Governmental	Internal Service Fund	Admin & Finance	Building Maintenance	222-04-403-454-422001	Supplies-Operating-C.S. Gasoline	Supplies	Baseline Spending	Maintenance of Current Capital	Fleet & Building Maintenance	1,908	1,783	3,540	3,540	2,000
222	Governmental	Internal Service Fund	Admin & Finance	Building Maintenance	222-04-403-454-422005	Supplies-Operating-Uniforms	Supplies	Baseline Spending	Maintenance of Current Capital	Fleet & Building Maintenance	237	164	440	440	200
222	Governmental	Internal Service Fund	Admin & Finance	Building Maintenance	222-04-403-454-423006	Supplies-Repair & Maint-Small Tools & Equipment	Supplies	Baseline Spending	Maintenance of Current Capital	Fleet & Building Maintenance	-	838	2,000	2,000	1,500
222	Governmental	Internal Service Fund	Admin & Finance	Building Maintenance	222-04-403-454-436003	Services & Charges-Repairs & Maint-Auto Equip R&M	Repairs & Maintenance	Baseline Spending	Maintenance of Current Capital	Fleet & Building Maintenance	2,434	3,570	3,400	3,400	3,400
222	Governmental	Internal Service Fund	Admin & Finance	Building Maintenance	222-04-403-454-439006	Services & Charges-Other-Education & Training	Education & Training	Baseline Spending	Maintenance of Current Capital	Fleet & Building Maintenance	-	480	1,500	1,500	500
222	Governmental	Internal Service Fund	Admin & Finance	Building Maintenance	222-04-403-454-452002	Other Uses-Interfund Transfer Out-Allocations-Admin Cost	Other Interfund Allocations	Baseline Spending	Interfund Transfers	Interfund Transfers	7,048	7,422	-	-	10,208

Fund	Fund Classification	Fund Type	Department	Subdivision	Account	Main Account Description	Category	Strategic / Baseline Category 1	Strategic / Baseline Category 2	Strategic / Baseline Category 3	2018 ACTUAL	2019 ACTUAL	2020 ORIGINAL BUDGET	2020 AMENDED BUDGET	2021 PROPOSED BUDGET
222	Governmental	Internal Service Fund	Admin & Finance	Building Maintenance	222-04-403-454-452003	Other Uses-Interfund Transfer Out-Allocations-IT	Other Interfund Allocations	Baseline Spending	Interfund Transfers	Interfund Transfers	-	7,064	8,892	8,892	1,932
222	Governmental	Internal Service Fund	Admin & Finance	Building Maintenance	222-04-403-454-452004	Other Uses-Interfund Transfer Out-Allocations-Liability Ins	Other Interfund Allocations	Baseline Spending	Interfund Transfers	Interfund Transfers	626	16,096	591	591	341
222	Governmental	Internal Service Fund	Admin & Finance	Building Maintenance	222-04-403-454-452008	Other Uses-Interfund Transfer Out-Allocations-Payroll Cost	Other Interfund Allocations	Baseline Spending	Interfund Transfers	Interfund Transfers	-	6,989	-	-	-
222	Governmental	Internal Service Fund	Admin & Finance	Facilities Management	222-04-403-455-410001	Personnel-Salaries & Wages-Salaried Wages	Salaries & Wages	Baseline Spending	Maintenance of Current Capital	Fleet & Building Maintenance	-	67,350	68,697	68,697	68,903
222	Governmental	Internal Service Fund	Admin & Finance	Facilities Management	222-04-403-455-411001	Personnel-Employee Benefits-FICA Regular	Fringe Benefits	Baseline Spending	Maintenance of Current Capital	Fleet & Building Maintenance	-	5,809	5,306	5,306	5,322
222	Governmental	Internal Service Fund	Admin & Finance	Facilities Management	222-04-403-455-411004	Personnel-Employee Benefits-PERF Regular	Fringe Benefits	Baseline Spending	Maintenance of Current Capital	Fleet & Building Maintenance	-	8,316	7,768	7,768	7,791
222	Governmental	Internal Service Fund	Admin & Finance	Facilities Management	222-04-403-455-411007	Personnel-Employee Benefits-Unemployment Comp	Fringe Benefits	Baseline Spending	Maintenance of Current Capital	Fleet & Building Maintenance	-	-	7	7	21
222	Governmental	Internal Service Fund	Admin & Finance	Facilities Management	222-04-403-455-411008	Personnel-Employee Benefits-Health Insurance	Fringe Benefits	Baseline Spending	Maintenance of Current Capital	Fleet & Building Maintenance	-	2,217	11,610	11,610	11,610
222	Governmental	Internal Service Fund	Admin & Finance	Facilities Management	222-04-403-455-411009	Personnel-Employee Benefits-Life Insurance	Fringe Benefits	Baseline Spending	Maintenance of Current Capital	Fleet & Building Maintenance	-	135	120	120	120
222	Governmental	Internal Service Fund	Admin & Finance	Facilities Management	222-04-403-455-411014	Personnel-Employee Benefits-Parental Leave	Fringe Benefits	Baseline Spending	Maintenance of Current Capital	Fleet & Building Maintenance	-	189	240	240	241
222	Governmental	Internal Service Fund	Admin & Finance	Facilities Management	222-04-403-455-411206	Personnel-Employee Benefits-Cell Phone Allowance	Fringe Benefits	Baseline Spending	Maintenance of Current Capital	Fleet & Building Maintenance	-	660	660	660	660
222	Governmental	Internal Service Fund	Admin & Finance	Facilities Management	222-04-403-455-421002	Supplies-Office-Stationary & Printing	Supplies	Baseline Spending	Maintenance of Current Capital	Fleet & Building Maintenance	-	81	100	100	150
222	Governmental	Internal Service Fund	Admin & Finance	Facilities Management	222-04-403-455-431000	Services & Charges-Professional-Other Professional Svcs	Professional Services	Baseline Spending	Maintenance of Current Capital	Fleet & Building Maintenance	-	-	-	-	-
222	Governmental	Internal Service Fund	Admin & Finance	Facilities Management	222-04-403-455-432003	Services & Charges-Communication & Transp-Travel	Travel	Baseline Spending	Maintenance of Current Capital	Fleet & Building Maintenance	-	176	1,000	1,000	350
222	Governmental	Internal Service Fund	Admin & Finance	Facilities Management	222-04-403-455-433001	Services & Charges-Printing & Ad-Outside Printing Services	Printing & Advertising	Baseline Spending	Maintenance of Current Capital	Fleet & Building Maintenance	-	-	53	53	-
222	Governmental	Internal Service Fund	Admin & Finance	Facilities Management	222-04-403-455-439000	Services & Charges-Other-Misc Charges & Svcs	Other Services & Charges	Baseline Spending	Maintenance of Current Capital	Fleet & Building Maintenance	-	288	500	500	350
222	Governmental	Internal Service Fund	Admin & Finance	Facilities Management	222-04-403-455-439004	Services & Charges-Other-Dues & Memberships	Other Services & Charges	Baseline Spending	Maintenance of Current Capital	Fleet & Building Maintenance	-	373	1,055	1,055	1,000
222	Governmental	Internal Service Fund	Admin & Finance	Facilities Management	222-04-403-455-439006	Services & Charges-Other-Education & Training	Education & Training	Baseline Spending	Maintenance of Current Capital	Fleet & Building Maintenance	-	1,215	1,550	1,550	1,550
222	Governmental	Internal Service Fund	Admin & Finance	Facilities Management	222-04-403-455-452002	Other Uses-Interfund Transfer Out-Allocations-Admin Cost	Other Interfund Allocations	Baseline Spending	Interfund Transfers	Interfund Transfers	-	12,148	-	-	-
222	Governmental	Internal Service Fund	Admin & Finance	Facilities Management	222-04-403-455-452003	Other Uses-Interfund Transfer Out-Allocations-IT	Other Interfund Allocations	Baseline Spending	Interfund Transfers	Interfund Transfers	-	20,103	23,280	23,280	57,963
222	Governmental	Internal Service Fund	Admin & Finance	Facilities Management	222-04-403-455-452004	Other Uses-Interfund Transfer Out-Allocations-Liability Ins	Other Interfund Allocations	Baseline Spending	Interfund Transfers	Interfund Transfers	-	477	197	197	114
222	Governmental	Internal Service Fund	Admin & Finance	Facilities Management	222-04-403-455-452006	Other Uses-Interfund Transfer Out-Allocations-Print Shop	Other Interfund Allocations	Baseline Spending	Interfund Transfers	Interfund Transfers	-	34	-	-	-
222	Governmental	Internal Service Fund	Admin & Finance	Facilities Management	222-04-403-455-452007	Other Uses-Interfund Transfer Out-Allocations-Central Stores	Other Interfund Allocations	Baseline Spending	Interfund Transfers	Interfund Transfers	-	869	-	-	-
222	Governmental	Internal Service Fund	Admin & Finance	Utilities & Services	222-04-403-456-435001	Services & Charges-Utility Services-Electric	Utilities	Baseline Spending	Interfund Transfers	Interfund Transfers	4,089,971	4,352,823	4,240,365	4,344,763	-
222	Governmental	Internal Service Fund	Admin & Finance	Utilities & Services	222-04-403-456-435002	Services & Charges-Utility Services-Natural Gas	Utilities	Baseline Spending	Interfund Transfers	Interfund Transfers	438,979	597,642	629,885	649,777	-
222	Governmental	Internal Service Fund	Public Works	Sustainability	222-06-601-501-410001	Personnel-Salaries & Wages-Salaried Wages	Salaries & Wages	Baseline Spending	Maintenance of Current Capital	Fleet & Building Maintenance	144,815	-	-	-	-
222	Governmental	Internal Service Fund	Public Works	Sustainability	222-06-601-501-410004	Personnel-Salaries & Wages-Extra & Overtime	Salaries & Wages	Baseline Spending	Maintenance of Current Capital	Fleet & Building Maintenance	18	-	-	-	-
222	Governmental	Internal Service Fund	Public Works	Sustainability	222-06-601-501-410005	Personnel-Salaries & Wages-Seasonal & Interns	Salaries & Wages	Baseline Spending	Maintenance of Current Capital	Fleet & Building Maintenance	8,145	-	-	-	-
222	Governmental	Internal Service Fund	Public Works	Sustainability	222-06-601-501-411001	Personnel-Employee Benefits-FICA Regular	Fringe Benefits	Baseline Spending	Maintenance of Current Capital	Fleet & Building Maintenance	11,215	-	-	-	-
222	Governmental	Internal Service Fund	Public Works	Sustainability	222-06-601-501-411004	Personnel-Employee Benefits-PERF Regular	Fringe Benefits	Baseline Spending	Maintenance of Current Capital	Fleet & Building Maintenance	16,367	-	-	-	-
222	Governmental	Internal Service Fund	Public Works	Sustainability	222-06-601-501-411008	Personnel-Employee Benefits-Health Insurance	Fringe Benefits	Baseline Spending	Maintenance of Current Capital	Fleet & Building Maintenance	31,292	-	-	-	-
222	Governmental	Internal Service Fund	Public Works	Sustainability	222-06-601-501-411009	Personnel-Employee Benefits-Life Insurance	Fringe Benefits	Baseline Spending	Maintenance of Current Capital	Fleet & Building Maintenance	240	-	-	-	-
222	Governmental	Internal Service Fund	Public Works	Sustainability	222-06-601-501-411014	Personnel-Employee Benefits-Parental Leave	Fringe Benefits	Baseline Spending	Maintenance of Current Capital	Fleet & Building Maintenance	362	-	-	-	-
222	Governmental	Internal Service Fund	Public Works	Sustainability	222-06-601-501-411206	Personnel-Employee Benefits-Cell Phone Allowance	Fringe Benefits	Baseline Spending	Maintenance of Current Capital	Fleet & Building Maintenance	1,210	-	-	-	-
222	Governmental	Internal Service Fund	Public Works	Sustainability	222-06-601-501-421002	Supplies-Office-Stationary & Printing	Supplies	Baseline Spending	Maintenance of Current Capital	Fleet & Building Maintenance	210	983	-	-	-
222	Governmental	Internal Service Fund	Public Works	Sustainability	222-06-601-501-421005	Supplies-Office-Print Shop Jobs Supplies	Supplies	Baseline Spending	Maintenance of Current Capital	Fleet & Building Maintenance	1	-	-	-	-
222	Governmental	Internal Service Fund	Public Works	Sustainability	222-06-601-501-431000	Services & Charges-Professional-Other Professional Svcs	Professional Services	Baseline Spending	Maintenance of Current Capital	Fleet & Building Maintenance	20,978	165	-	-	-
222	Governmental	Internal Service Fund	Public Works	Sustainability	222-06-601-501-432003	Services & Charges-Communication & Transp-Travel	Travel	Baseline Spending	Maintenance of Current Capital	Fleet & Building Maintenance	1,019	-	-	-	-
222	Governmental	Internal Service Fund	Public Works	Sustainability	222-06-601-501-433003	Services & Charges-Printing & Ad-Promotional	Printing & Advertising	Baseline Spending	Maintenance of Current Capital	Fleet & Building Maintenance	184	-	-	-	-
222	Governmental	Internal Service Fund	Public Works	Sustainability	222-06-601-501-439000	Services & Charges-Other-Misc Charges & Svcs	Other Services & Charges	Baseline Spending	Maintenance of Current Capital	Fleet & Building Maintenance	610	2,420	-	-	-
222	Governmental	Internal Service Fund	Public Works	Sustainability	222-06-601-501-439006	Services & Charges-Other-Education & Training	Education & Training	Baseline Spending	Maintenance of Current Capital	Fleet & Building Maintenance	3,655	-	-	-	-
222	Governmental	Internal Service Fund	Public Works	Sustainability	222-06-601-501-439300	Services & Charges-Other-Grants & Subsidies	Grants & Subsidies	Baseline Spending	Maintenance of Current Capital	Fleet & Building Maintenance	5,320	2,434	-	-	-

Fund	Fund Classification	Fund Type	Department	Subdivision	Account	Main Account Description	Category	Strategic / Baseline Category 1	Strategic / Baseline Category 2	Strategic / Baseline Category 3	2018 ACTUAL	2019 ACTUAL	2020 ORIGINAL BUDGET	2020 AMENDED BUDGET	2021 PROPOSED BUDGET
222	Governmental	Internal Service Fund	Public Works	Sustainability	222-06-601-501-452002	Other Uses-Interfund Transfer Out-Allocations-Admin Cost	Other Interfund Allocations	Baseline Spending	Interfund Transfers	Interfund Transfers	11,178	-	-	-	-
222	Governmental	Internal Service Fund	Public Works	Sustainability	222-06-601-501-452003	Other Uses-Interfund Transfer Out-Allocations-IT	Other Interfund Allocations	Baseline Spending	Interfund Transfers	Interfund Transfers	46,277	-	-	-	-
222	Governmental	Internal Service Fund	Public Works	Sustainability	222-06-601-501-452004	Other Uses-Interfund Transfer Out-Allocations-Liability Ins	Other Interfund Allocations	Baseline Spending	Interfund Transfers	Interfund Transfers	420	-	-	-	-
222	Governmental	Internal Service Fund	Public Works	Sustainability	222-06-601-501-452006	Other Uses-Interfund Transfer Out-Allocations-Print Shop	Other Interfund Allocations	Baseline Spending	Interfund Transfers	Interfund Transfers	204	-	-	-	-
222	Governmental	Internal Service Fund	Public Works	Sustainability	222-06-601-501-452007	Other Uses-Interfund Transfer Out-Allocations-Central Stores	Other Interfund Allocations	Baseline Spending	Interfund Transfers	Interfund Transfers	588	-	-	-	-
224	Governmental	Internal Service Fund	Admin & Finance	Equipment Services	224-04-403-450-423006	Supplies-Repair & Maint-Small Tools & Equipment	Supplies	Baseline Spending	Maintenance of Current Capital	Fleet & Building Maintenance	8,905	4,718	-	5,501	-
224	Governmental	Internal Service Fund	Admin & Finance	Equipment Services	224-04-403-450-436001	Services & Charges-Repairs & Maint-Building R&M	Repairs & Maintenance	Baseline Spending	Maintenance of Current Capital	Fleet & Building Maintenance	18,697	63,060	63,000	63,000	25,000
224	Governmental	Internal Service Fund	Admin & Finance	Equipment Services	224-04-403-450-438100	Services & Charges-Debt Service-Principal	Debt Service Principal	Baseline Spending	Debt Service	Debt Service	-	3,881	7,711	2,210	7,888
224	Governmental	Internal Service Fund	Admin & Finance	Equipment Services	224-04-403-450-438200	Services & Charges-Debt Service-Interest	Debt Service Interest & Fees	Baseline Spending	Debt Service	Debt Service	-	365	780	780	603
224	Governmental	Internal Service Fund	Admin & Finance	Equipment Services	224-04-403-450-445000	Capital Outlay-Machinery & Equip-Motor Equipment	Capital	Baseline Spending	Maintenance of Current Capital	Fleet & Building Maintenance	-	-	-	-	-
224	Governmental	Internal Service Fund	Admin & Finance	Equipment Services	224-04-403-450-445006	Capital Outlay-Machinery & Equip-Computer Equip/Network	Capital	Baseline Spending	Maintenance of Current Capital	Fleet & Building Maintenance	-	77,795	-	148,194	-
224	Governmental	Internal Service Fund	Admin & Finance	Equipment Services	224-04-403-450-445007	Capital Outlay-Machinery & Equip-Materials & Equip	Capital	Baseline Spending	Maintenance of Current Capital	Fleet & Building Maintenance	77,871	-	-	-	68,500
226	Governmental	Internal Service Fund	Admin & Finance	Safety/Risk Management	226-04-404-403-410001	Personnel-Salaries & Wages-Salaried Wages	Salaries & Wages	Baseline Spending	Self-Insurance	Liability Insurance	98,483	100,543	102,557	102,557	102,865
226	Governmental	Internal Service Fund	Admin & Finance	Safety/Risk Management	226-04-404-403-410005	Personnel-Salaries & Wages-Seasonal & Interns	Salaries & Wages	Baseline Spending	Self-Insurance	Liability Insurance	440	807	3,000	3,000	3,000
226	Governmental	Internal Service Fund	Admin & Finance	Safety/Risk Management	226-04-404-403-411001	Personnel-Employee Benefits-FICA Regular	Fringe Benefits	Baseline Spending	Self-Insurance	Liability Insurance	7,232	7,322	8,176	8,176	8,200
226	Governmental	Internal Service Fund	Admin & Finance	Safety/Risk Management	226-04-404-403-411004	Personnel-Employee Benefits-PERF Regular	Fringe Benefits	Baseline Spending	Self-Insurance	Liability Insurance	11,178	11,409	11,634	11,634	11,669
226	Governmental	Internal Service Fund	Admin & Finance	Safety/Risk Management	226-04-404-403-411007	Personnel-Employee Benefits-Unemployment Comp	Fringe Benefits	Baseline Spending	Self-Insurance	Liability Insurance	-	-	10	10	31
226	Governmental	Internal Service Fund	Admin & Finance	Safety/Risk Management	226-04-404-403-411008	Personnel-Employee Benefits-Health Insurance	Fringe Benefits	Baseline Spending	Self-Insurance	Liability Insurance	31,292	20,623	23,221	23,221	23,221
226	Governmental	Internal Service Fund	Admin & Finance	Safety/Risk Management	226-04-404-403-411009	Personnel-Employee Benefits-Life Insurance	Fringe Benefits	Baseline Spending	Self-Insurance	Liability Insurance	240	240	240	240	240
226	Governmental	Internal Service Fund	Admin & Finance	Safety/Risk Management	226-04-404-403-411014	Personnel-Employee Benefits-Parental Leave	Fringe Benefits	Baseline Spending	Self-Insurance	Liability Insurance	245	254	359	359	360
226	Governmental	Internal Service Fund	Admin & Finance	Safety/Risk Management	226-04-404-403-411206	Personnel-Employee Benefits-Cell Phone Allowance	Fringe Benefits	Baseline Spending	Self-Insurance	Liability Insurance	1,320	1,320	1,320	1,320	1,320
226	Governmental	Internal Service Fund	Admin & Finance	Safety/Risk Management	226-04-404-403-421000	Supplies-Office-Other Office Supplies	Supplies	Baseline Spending	Self-Insurance	Liability Insurance	137	-	-	-	-
226	Governmental	Internal Service Fund	Admin & Finance	Safety/Risk Management	226-04-404-403-421002	Supplies-Office-Stationary & Printing	Supplies	Baseline Spending	Self-Insurance	Liability Insurance	1,167	1,351	1,500	1,500	1,500
226	Governmental	Internal Service Fund	Admin & Finance	Safety/Risk Management	226-04-404-403-421005	Supplies-Office-Print Shop Jobs Supplies	Supplies	Baseline Spending	Self-Insurance	Liability Insurance	31	8	-	-	-
226	Governmental	Internal Service Fund	Admin & Finance	Safety/Risk Management	226-04-404-403-422000	Supplies-Operating-Other Operating Supplies	Supplies	Baseline Spending	Self-Insurance	Liability Insurance	7,687	2,192	10,000	10,000	7,500
226	Governmental	Internal Service Fund	Admin & Finance	Safety/Risk Management	226-04-404-403-422001	Supplies-Operating-C.S. Gasoline	Supplies	Baseline Spending	Self-Insurance	Liability Insurance	1,086	565	1,450	1,450	650
226	Governmental	Internal Service Fund	Admin & Finance	Safety/Risk Management	226-04-404-403-432002	Services & Charges-Communication & Transp-Mailing	Other Services & Charges	Baseline Spending	Self-Insurance	Liability Insurance	60	1	100	100	100
226	Governmental	Internal Service Fund	Admin & Finance	Safety/Risk Management	226-04-404-403-432003	Services & Charges-Communication & Transp-Travel	Travel	Baseline Spending	Self-Insurance	Liability Insurance	2,743	3,245	3,000	3,000	3,000
226	Governmental	Internal Service Fund	Admin & Finance	Safety/Risk Management	226-04-404-403-433001	Services & Charges-Printing & Ad-Outside Printing Services	Printing & Advertising	Baseline Spending	Self-Insurance	Liability Insurance	-	-	483	483	200
226	Governmental	Internal Service Fund	Admin & Finance	Safety/Risk Management	226-04-404-403-436003	Services & Charges-Repairs & Maint-Auto Equip R&M	Repairs & Maintenance	Baseline Spending	Maintenance of Current Capital	Fleet & Building Maintenance	1,880	430	2,000	1,900	1,000
226	Governmental	Internal Service Fund	Admin & Finance	Safety/Risk Management	226-04-404-403-436006	Services & Charges-Repairs & Maint-Radio Equip R&M	Repairs & Maintenance	Baseline Spending	Maintenance of Current Capital	Fleet & Building Maintenance	-	550	-	100	-
226	Governmental	Internal Service Fund	Admin & Finance	Safety/Risk Management	226-04-404-403-439000	Services & Charges-Other-Misc Charges & Svcs	Other Services & Charges	Baseline Spending	Self-Insurance	Liability Insurance	2,794	1,730	3,000	3,000	1,500
226	Governmental	Internal Service Fund	Admin & Finance	Safety/Risk Management	226-04-404-403-439003	Services & Charges-Other-Subscriptions	Other Services & Charges	Baseline Spending	Self-Insurance	Liability Insurance	220	-	-	-	-
226	Governmental	Internal Service Fund	Admin & Finance	Safety/Risk Management	226-04-404-403-439004	Services & Charges-Other-Dues & Memberships	Other Services & Charges	Baseline Spending	Self-Insurance	Liability Insurance	-	-	300	300	300
226	Governmental	Internal Service Fund	Admin & Finance	Safety/Risk Management	226-04-404-403-439006	Services & Charges-Other-Education & Training	Education & Training	Baseline Spending	Self-Insurance	Liability Insurance	13,336	29,927	20,000	20,000	30,000
226	Governmental	Internal Service Fund	Admin & Finance	Safety/Risk Management	226-04-404-403-452002	Other Uses-Interfund Transfer Out-Allocations-Admin Cost	Other Interfund Allocations	Baseline Spending	Interfund Transfers	Interfund Transfers	7,859	9,011	-	-	-
226	Governmental	Internal Service Fund	Admin & Finance	Safety/Risk Management	226-04-404-403-452003	Other Uses-Interfund Transfer Out-Allocations-IT	Other Interfund Allocations	Baseline Spending	Interfund Transfers	Interfund Transfers	34,683	39,825	20,917	20,917	21,624
226	Governmental	Internal Service Fund	Admin & Finance	Safety/Risk Management	226-04-404-403-452006	Other Uses-Interfund Transfer Out-Allocations-Print Shop	Other Interfund Allocations	Baseline Spending	Interfund Transfers	Interfund Transfers	999	650	-	-	-
226	Governmental	Internal Service Fund	Admin & Finance	Safety/Risk Management	226-04-404-403-452007	Other Uses-Interfund Transfer Out-Allocations-Central Stores	Other Interfund Allocations	Baseline Spending	Interfund Transfers	Interfund Transfers	71	239	-	-	-
226	Governmental	Internal Service Fund	Admin & Finance	Business Insurance	226-04-405-411-431000	Services & Charges-Professional-Other Professional Svcs	Professional Services	Baseline Spending	Self-Insurance	Liability Insurance	59,500	59,500	65,000	68,500	70,000
226	Governmental	Internal Service Fund	Admin & Finance	Business Insurance	226-04-405-411-434000	Services & Charges-Insurance-Liability Insurance	Insurance	Baseline Spending	Self-Insurance	Liability Insurance	465,381	617,790	600,000	600,000	675,000
226	Governmental	Internal Service Fund	Admin & Finance	Business Insurance	226-04-405-411-439100	Services & Charges-Other-Refunds/Awards/Indemnities	Other Services & Charges	Baseline Spending	Self-Insurance	Liability Insurance	165,118	-	150,000	146,500	150,000

Fund	Fund Classification	Fund Type	Department	Subdivision	Account	Main Account Description	Category	Strategic / Baseline Category 1	Strategic / Baseline Category 2	Strategic / Baseline Category 3	2018 ACTUAL	2019 ACTUAL	2020 ORIGINAL BUDGET	2020 AMENDED BUDGET	2021 PROPOSED BUDGET
226	Governmental	Internal Service Fund	Admin & Finance	Business Insurance	226-04-405-411-452000	Other Uses-Interfund Transfer Out-Transfers Out	Interfund Transfers Out	Baseline Spending	Interfund Transfers	Interfund Transfers	25,425	-	-	-	-
226	Governmental	Internal Service Fund	Admin & Finance	Liability Coverage	226-04-405-412-410001	Personnel-Salaries & Wages-Salaried Wages	Salaries & Wages	Baseline Spending	Self-Insurance	Liability Insurance	89,350	50,819	-	56,855	-
226	Governmental	Internal Service Fund	Admin & Finance	Liability Coverage	226-04-405-412-411001	Personnel-Employee Benefits-FICA Regular	Fringe Benefits	Baseline Spending	Self-Insurance	Liability Insurance	6,815	3,809	-	4,349	-
226	Governmental	Internal Service Fund	Admin & Finance	Liability Coverage	226-04-405-412-411004	Personnel-Employee Benefits-PERF Regular	Fringe Benefits	Baseline Spending	Self-Insurance	Liability Insurance	10,006	5,692	-	6,368	-
226	Governmental	Internal Service Fund	Admin & Finance	Liability Coverage	226-04-405-412-411007	Personnel-Employee Benefits-Unemployment Comp	Fringe Benefits	Baseline Spending	Self-Insurance	Liability Insurance	-	-	-	6	-
226	Governmental	Internal Service Fund	Admin & Finance	Liability Coverage	226-04-405-412-411008	Personnel-Employee Benefits-Health Insurance	Fringe Benefits	Baseline Spending	Self-Insurance	Liability Insurance	16,474	10,312	-	11,610	-
226	Governmental	Internal Service Fund	Admin & Finance	Liability Coverage	226-04-405-412-411009	Personnel-Employee Benefits-Life Insurance	Fringe Benefits	Baseline Spending	Self-Insurance	Liability Insurance	180	120	-	120	-
226	Governmental	Internal Service Fund	Admin & Finance	Liability Coverage	226-04-405-412-411014	Personnel-Employee Benefits-Parental Leave	Fringe Benefits	Baseline Spending	Self-Insurance	Liability Insurance	232	127	-	199	-
226	Governmental	Internal Service Fund	Admin & Finance	Liability Coverage	226-04-405-412-431001	Services & Charges-Professional-Legal Services	Professional Services	Baseline Spending	Self-Insurance	Liability Insurance	66,162	20,325	65,929	65,929	65,000
226	Governmental	Internal Service Fund	Admin & Finance	Liability Coverage	226-04-405-412-431016	Services & Charges-Professional-EPA	Professional Services	Baseline Spending	Self-Insurance	Liability Insurance	725,784	388,643	800,000	800,000	800,000
226	Governmental	Internal Service Fund	Admin & Finance	Liability Coverage	226-04-405-412-439100	Services & Charges-Other-Refunds/Awards/Indemnities	Other Services & Charges	Baseline Spending	Self-Insurance	Liability Insurance	397,188	168,035	1,000,000	1,000,000	1,000,000
226	Governmental	Internal Service Fund	Admin & Finance	Liability Coverage	226-04-405-412-452002	Other Uses-Interfund Transfer Out-Allocations-Admin Cost	Other Interfund Allocations	Baseline Spending	Interfund Transfers	Interfund Transfers	68,317	40,207	-	-	-
226	Governmental	Internal Service Fund	Admin & Finance	Liability Coverage	226-04-405-412-452008	Other Uses-Interfund Transfer Out-Allocations-Payroll Cost	Other Interfund Allocations	Baseline Spending	Interfund Transfers	Interfund Transfers	-	54,689	56,529	56,529	-
226	Governmental	Internal Service Fund	Admin & Finance	Worker's Compensation	226-04-405-413-413005	Personnel-Other Personnel-Prevention Programs	Other Personnel Costs	Baseline Spending	Self-Insurance	Liability Insurance	13,280	1,758	5,000	5,000	5,000
226	Governmental	Internal Service Fund	Admin & Finance	Worker's Compensation	226-04-405-413-413006	Personnel-Other Personnel-Drug Testing	Other Personnel Costs	Baseline Spending	Self-Insurance	Liability Insurance	9,062	17,344	20,000	20,095	22,000
226	Governmental	Internal Service Fund	Admin & Finance	Worker's Compensation	226-04-405-413-413007	Personnel-Other Personnel-Physical Examinations	Other Personnel Costs	Baseline Spending	Self-Insurance	Liability Insurance	15,342	14,251	15,000	15,000	15,000
226	Governmental	Internal Service Fund	Admin & Finance	Worker's Compensation	226-04-405-413-431011	Services & Charges-Professional-Workers Comp Administration	Professional Services	Baseline Spending	Self-Insurance	Liability Insurance	52,000	53,000	54,000	54,000	55,000
226	Governmental	Internal Service Fund	Admin & Finance	Worker's Compensation	226-04-405-413-434000	Services & Charges-Insurance-Liability Insurance	Insurance	Baseline Spending	Self-Insurance	Liability Insurance	150,043	161,343	160,000	160,000	170,000
226	Governmental	Internal Service Fund	Admin & Finance	Worker's Compensation	226-04-405-413-434001	Services & Charges-Insurance-Workers Comp Claims NB/TM	Insurance	Baseline Spending	Self-Insurance	Liability Insurance	296,110	493,818	250,000	250,000	300,000
226	Governmental	Internal Service Fund	Admin & Finance	Worker's Compensation	226-04-405-413-434002	Services & Charges-Insurance-Workers Comp Claims Police/Fire	Insurance	Baseline Spending	Self-Insurance	Liability Insurance	728,737	737,903	525,000	525,000	700,000
226	Governmental	Internal Service Fund	Admin & Finance	Catastrophic Events	226-04-405-414-422009	Supplies-Operating-Recreation Supplies	Supplies	Baseline Spending	Self-Insurance	Liability Insurance	-	47,337	-	-	-
226	Governmental	Internal Service Fund	Admin & Finance	Catastrophic Events	226-04-405-414-436001	Services & Charges-Repairs & Maint-Building R&M	Repairs & Maintenance	Baseline Spending	Maintenance of Current Capital	Fleet & Building Maintenance	103,523	30,130	-	-	-
226	Governmental	Internal Service Fund	Admin & Finance	Catastrophic Events	226-04-405-414-442001	Capital Outlay-Infrastructure-Streets & Alleys	Capital	Baseline Spending	Self-Insurance	Liability Insurance	71,366	266,819	-	10,589	-
226	Governmental	Internal Service Fund	Admin & Finance	Catastrophic Events	226-04-405-414-443001	Capital Outlay-Buildings-Building Improvements	Capital	Baseline Spending	Maintenance of Current Capital	Fleet & Building Maintenance	-	285,982	-	9,039	-
226	Governmental	Internal Service Fund	Admin & Finance	Catastrophic Events	226-04-405-414-444000	Capital Outlay-Impv Other Than Bldgs-Land Improvement	Capital	Baseline Spending	Self-Insurance	Liability Insurance	-	-	-	948,999	-
226	Governmental	Internal Service Fund	Admin & Finance	Catastrophic Events	226-04-405-414-445000	Capital Outlay-Machinery & Equip-Motor Equipment	Capital	Baseline Spending	Maintenance of Current Capital	Fleet & Building Maintenance	33,998	19,956	-	-	-
227	Governmental	Special Revenue Fund	Public Works	Water Works	227-06-604-601-439014	Services & Charges-Other-Recycling	Other Services & Charges	Baseline Spending	Essential Operations	Water	125,000	-	-	200,000	-
227	Governmental	Special Revenue Fund	Community Investment	Community Investment	227-10-101-120-431000	Services & Charges-Professional-Other Professional Svcs	Other Services & Charges	Baseline Spending	Essential Operations	Administration	9,756	-	-	-	-
227	Governmental	Special Revenue Fund	Community Investment	Community Investment	227-10-101-120-431001	Services & Charges-Professional-Legal Services	Other Services & Charges	Baseline Spending	Essential Operations	Administration	63,308	1,211	-	-	-
227	Governmental	Special Revenue Fund	Code Enforcement	Neighborhood Code Enforcer	227-12-300-100-439000	Services & Charges-Other-Misc Charges & Svcs	Other Services & Charges	Baseline Spending	Essential Operations	Neighborhood Code Enforcement	10,000	36,100	-	-	-
230	Governmental	Special Revenue Fund	Code Enforcement	Neighborhood Code Enforcer	230-12-300-100-410001	Personnel-Salaries & Wages-Salaried Wages	Salaries & Wages	Baseline Spending	Essential Operations	Neighborhood Code Enforcement	-	-	843,349	843,349	848,226
230	Governmental	Special Revenue Fund	Code Enforcement	Neighborhood Code Enforcer	230-12-300-100-410003	Personnel-Salaries & Wages-Permanent Part Time	Salaries & Wages	Baseline Spending	Essential Operations	Neighborhood Code Enforcement	-	-	67,449	67,449	37,429
230	Governmental	Special Revenue Fund	Code Enforcement	Neighborhood Code Enforcer	230-12-300-100-410004	Personnel-Salaries & Wages-Extra & Overtime	Salaries & Wages	Baseline Spending	Essential Operations	Neighborhood Code Enforcement	-	-	-	-	-
230	Governmental	Special Revenue Fund	Code Enforcement	Neighborhood Code Enforcer	230-12-300-100-410005	Personnel-Salaries & Wages-Seasonal & Interns	Salaries & Wages	Baseline Spending	Essential Operations	Neighborhood Code Enforcement	-	-	-	-	-
230	Governmental	Special Revenue Fund	Code Enforcement	Neighborhood Code Enforcer	230-12-300-100-411001	Personnel-Employee Benefits-FICA Regular	Fringe Benefits	Baseline Spending	Essential Operations	Neighborhood Code Enforcement	-	-	69,676	69,676	67,753
230	Governmental	Special Revenue Fund	Code Enforcement	Neighborhood Code Enforcer	230-12-300-100-411004	Personnel-Employee Benefits-PERF Regular	Fringe Benefits	Baseline Spending	Essential Operations	Neighborhood Code Enforcement	-	-	94,455	94,455	95,001
230	Governmental	Special Revenue Fund	Code Enforcement	Neighborhood Code Enforcer	230-12-300-100-411007	Personnel-Employee Benefits-Unemployment Comp	Fringe Benefits	Baseline Spending	Essential Operations	Neighborhood Code Enforcement	-	-	84	84	254
230	Governmental	Special Revenue Fund	Code Enforcement	Neighborhood Code Enforcer	230-12-300-100-411008	Personnel-Employee Benefits-Health Insurance	Fringe Benefits	Baseline Spending	Essential Operations	Neighborhood Code Enforcement	-	-	197,377	197,377	197,377
230	Governmental	Special Revenue Fund	Code Enforcement	Neighborhood Code Enforcer	230-12-300-100-411009	Personnel-Employee Benefits-Life Insurance	Fringe Benefits	Baseline Spending	Essential Operations	Neighborhood Code Enforcement	-	-	2,040	2,040	2,040
230	Governmental	Special Revenue Fund	Code Enforcement	Neighborhood Code Enforcer	230-12-300-100-411014	Personnel-Employee Benefits-Parental Leave	Fringe Benefits	Baseline Spending	Essential Operations	Neighborhood Code Enforcement	-	-	2,952	2,952	2,969
230	Governmental	Special Revenue Fund	Code Enforcement	Neighborhood Code Enforcer	230-12-300-100-421001	Supplies-Office-Official Records	Supplies	Baseline Spending	Essential Operations	Neighborhood Code Enforcement	-	-	12,000	12,000	12,000
230	Governmental	Special Revenue Fund	Code Enforcement	Neighborhood Code Enforcer	230-12-300-100-421002	Supplies-Office-Stationary & Printing	Supplies	Baseline Spending	Essential Operations	Neighborhood Code Enforcement	-	-	8,000	8,000	8,000

Fund	Fund Classification	Fund Type	Department	Subdivision	Account	Main Account Description	Category	Strategic / Baseline Category 1	Strategic / Baseline Category 2	Strategic / Baseline Category 3	2018 ACTUAL	2019 ACTUAL	2020 ORIGINAL BUDGET	2020 AMENDED BUDGET	2021 PROPOSED BUDGET
230	Governmental	Special Revenue Fund	Code Enforcement	Neighborhood Code Enforcement	230-12-300-100-422000	Supplies-Operating-Other Operating Supplies	Supplies	Baseline Spending	Essential Operations	Neighborhood Code Enforcement	-	-	8,500	8,500	8,500
230	Governmental	Special Revenue Fund	Code Enforcement	Neighborhood Code Enforcement	230-12-300-100-422001	Supplies-Operating-C.S. Gasoline	Supplies	Baseline Spending	Essential Operations	Neighborhood Code Enforcement	-	-	15,500	15,500	15,500
230	Governmental	Special Revenue Fund	Code Enforcement	Neighborhood Code Enforcement	230-12-300-100-422005	Supplies-Operating-Uniforms	Supplies	Baseline Spending	Essential Operations	Neighborhood Code Enforcement	-	-	3,600	3,600	3,600
230	Governmental	Special Revenue Fund	Code Enforcement	Neighborhood Code Enforcement	230-12-300-100-423000	Supplies-Repair & Maint-Other R&M Supplies	Supplies	Baseline Spending	Maintenance of Current Capital	Fleet & Building Maintenance	-	-	500	500	500
230	Governmental	Special Revenue Fund	Code Enforcement	Neighborhood Code Enforcement	230-12-300-100-423006	Supplies-Repair & Maint-Small Tools & Equipment	Supplies	Baseline Spending	Essential Operations	Neighborhood Code Enforcement	-	-	3,000	3,000	3,000
230	Governmental	Special Revenue Fund	Code Enforcement	Neighborhood Code Enforcement	230-12-300-100-431000	Services & Charges-Professional-Other Professional Svcs	Professional Services	Baseline Spending	Essential Operations	Neighborhood Code Enforcement	-	-	12,000	12,000	12,000
230	Governmental	Special Revenue Fund	Code Enforcement	Neighborhood Code Enforcement	230-12-300-100-431001	Services & Charges-Professional-Legal Services	Professional Services	Baseline Spending	Essential Operations	Neighborhood Code Enforcement	-	-	48,000	48,000	48,000
230	Governmental	Special Revenue Fund	Code Enforcement	Neighborhood Code Enforcement	230-12-300-100-431014	Services & Charges-Professional-Collection Costs	Professional Services	Baseline Spending	Essential Operations	Neighborhood Code Enforcement	-	-	3,000	3,000	3,000
230	Governmental	Special Revenue Fund	Code Enforcement	Neighborhood Code Enforcement	230-12-300-100-432002	Services & Charges-Communication & Transp-Mailing	Other Services & Charges	Baseline Spending	Essential Operations	Neighborhood Code Enforcement	-	-	18,000	18,000	18,000
230	Governmental	Special Revenue Fund	Code Enforcement	Neighborhood Code Enforcement	230-12-300-100-432003	Services & Charges-Communication & Transp-Travel	Travel	Baseline Spending	Essential Operations	Neighborhood Code Enforcement	-	-	2,400	2,400	2,400
230	Governmental	Special Revenue Fund	Code Enforcement	Neighborhood Code Enforcement	230-12-300-100-432004	Services & Charges-Communication & Transp-Telecommunications	Other Services & Charges	Baseline Spending	Essential Operations	Neighborhood Code Enforcement	-	-	9,500	9,500	9,500
230	Governmental	Special Revenue Fund	Code Enforcement	Neighborhood Code Enforcement	230-12-300-100-433001	Services & Charges-Printing & Ad-Outside Printing Services	Printing & Advertising	Baseline Spending	Essential Operations	Neighborhood Code Enforcement	-	-	8,788	8,788	8,788
230	Governmental	Special Revenue Fund	Code Enforcement	Neighborhood Code Enforcement	230-12-300-100-433002	Services & Charges-Printing & Ad-Publication of Legal Notice	Printing & Advertising	Baseline Spending	Essential Operations	Neighborhood Code Enforcement	-	-	12,500	12,500	12,500
230	Governmental	Special Revenue Fund	Code Enforcement	Neighborhood Code Enforcement	230-12-300-100-436003	Services & Charges-Repairs & Maint-Auto Equip R&M	Repairs & Maintenance	Baseline Spending	Maintenance of Current Capital	Fleet & Building Maintenance	-	-	30,000	30,000	30,000
230	Governmental	Special Revenue Fund	Code Enforcement	Neighborhood Code Enforcement	230-12-300-100-436006	Services & Charges-Repairs & Maint-Radio Equip R&M	Repairs & Maintenance	Baseline Spending	Maintenance of Current Capital	Fleet & Building Maintenance	-	-	6,000	6,000	6,000
230	Governmental	Special Revenue Fund	Code Enforcement	Neighborhood Code Enforcement	230-12-300-100-436012	Services & Charges-Repairs & Maint-Site Mowing (Parks)	Repairs & Maintenance	Baseline Spending	Essential Operations	Neighborhood Code Enforcement	-	-	164,000	164,000	164,000
230	Governmental	Special Revenue Fund	Code Enforcement	Neighborhood Code Enforcement	230-12-300-100-436013	Services & Charges-Repairs & Maint-Graffiti Removal	Repairs & Maintenance	Baseline Spending	Essential Operations	Neighborhood Code Enforcement	-	-	100,000	100,000	100,000
230	Governmental	Special Revenue Fund	Code Enforcement	Neighborhood Code Enforcement	230-12-300-100-438100	Services & Charges-Debt Service-Principal	Debt Service Principal	Baseline Spending	Debt Service	Debt Service	-	-	104,314	104,314	91,410
230	Governmental	Special Revenue Fund	Code Enforcement	Neighborhood Code Enforcement	230-12-300-100-438200	Services & Charges-Debt Service-Interest	Debt Service Interest & Fees	Baseline Spending	Debt Service	Debt Service	-	-	7,770	7,770	4,425
230	Governmental	Special Revenue Fund	Code Enforcement	Neighborhood Code Enforcement	230-12-300-100-439000	Services & Charges-Other-Misc Charges & Svcs	Other Services & Charges	Baseline Spending	Essential Operations	Neighborhood Code Enforcement	-	-	90,000	90,000	59,400
230	Governmental	Special Revenue Fund	Code Enforcement	Neighborhood Code Enforcement	230-12-300-100-439003	Services & Charges-Other-Subscriptions	Other Services & Charges	Baseline Spending	Essential Operations	Neighborhood Code Enforcement	-	-	600	600	600
230	Governmental	Special Revenue Fund	Code Enforcement	Neighborhood Code Enforcement	230-12-300-100-439004	Services & Charges-Other-Dues & Memberships	Other Services & Charges	Baseline Spending	Essential Operations	Neighborhood Code Enforcement	-	-	600	600	600
230	Governmental	Special Revenue Fund	Code Enforcement	Neighborhood Code Enforcement	230-12-300-100-439005	Services & Charges-Other-Bank & Credit Card Fees	Other Services & Charges	Baseline Spending	Essential Operations	Neighborhood Code Enforcement	-	-	1,200	1,200	1,200
230	Governmental	Special Revenue Fund	Code Enforcement	Neighborhood Code Enforcement	230-12-300-100-439006	Services & Charges-Other-Education & Training	Education & Training	Baseline Spending	Essential Operations	Neighborhood Code Enforcement	-	-	15,000	15,000	5,000
230	Governmental	Special Revenue Fund	Code Enforcement	Neighborhood Code Enforcement	230-12-300-100-439100	Services & Charges-Other-Refunds/Awards/Indemnities	Other Services & Charges	Baseline Spending	Essential Operations	Neighborhood Code Enforcement	-	-	2,400	2,400	2,400
230	Governmental	Special Revenue Fund	Code Enforcement	Neighborhood Code Enforcement	230-12-300-100-452002	Other Uses-Interfund Transfer Out-Allocations-Admin Cost	Other Interfund Allocations	Baseline Spending	Interfund Transfers	Interfund Transfers	-	-	92,978	92,978	122,832
230	Governmental	Special Revenue Fund	Code Enforcement	Neighborhood Code Enforcement	230-12-300-100-452003	Other Uses-Interfund Transfer Out-Allocations-IT	Other Interfund Allocations	Baseline Spending	Interfund Transfers	Interfund Transfers	-	-	472,357	472,357	344,189
230	Governmental	Special Revenue Fund	Code Enforcement	Neighborhood Code Enforcement	230-12-300-100-452004	Other Uses-Interfund Transfer Out-Allocations-Liability Ins	Other Interfund Allocations	Baseline Spending	Interfund Transfers	Interfund Transfers	-	-	36,059	36,059	55,817
230	Governmental	Special Revenue Fund	Code Enforcement	NEAT Crew	230-12-300-101-436003	Services & Charges-Repairs & Maint-Auto Equip R&M	Repairs & Maintenance	Baseline Spending	Maintenance of Current Capital	Fleet & Building Maintenance	-	-	90,000	90,000	90,000
230	Governmental	Special Revenue Fund	Code Enforcement	NEAT Crew	230-12-300-101-436006	Services & Charges-Repairs & Maint-Radio Equip R&M	Repairs & Maintenance	Baseline Spending	Maintenance of Current Capital	Fleet & Building Maintenance	-	-	500	500	500
230	Governmental	Special Revenue Fund	Code Enforcement	NEAT Crew	230-12-300-101-438100	Services & Charges-Debt Service-Principal	Debt Service Principal	Baseline Spending	Debt Service	Debt Service	-	-	-	-	33,889
230	Governmental	Special Revenue Fund	Code Enforcement	NEAT Crew	230-12-300-101-438200	Services & Charges-Debt Service-Interest	Debt Service Interest & Fees	Baseline Spending	Debt Service	Debt Service	-	-	-	-	5,148
230	Governmental	Special Revenue Fund	Code Enforcement	NEAT Crew	230-12-300-101-452002	Other Uses-Interfund Transfer Out-Allocations-Admin Cost	Other Interfund Allocations	Baseline Spending	Interfund Transfers	Interfund Transfers	-	-	20,365	20,365	26,048
230	Governmental	Special Revenue Fund	Code Enforcement	NEAT Crew	230-12-300-101-452004	Other Uses-Interfund Transfer Out-Allocations-Liability Ins	Other Interfund Allocations	Baseline Spending	Interfund Transfers	Interfund Transfers	-	-	788	788	455
230	Governmental	Special Revenue Fund	Code Enforcement	Animal Resource Center	230-12-301-105-423000	Supplies-Repair & Maint-Other R&M Supplies	Supplies	Baseline Spending	Maintenance of Current Capital	Fleet & Building Maintenance	-	-	800	800	800
230	Governmental	Special Revenue Fund	Code Enforcement	Animal Resource Center	230-12-301-105-436001	Services & Charges-Repairs & Maint-Building R&M	Repairs & Maintenance	Baseline Spending	Maintenance of Current Capital	Fleet & Building Maintenance	-	-	10,250	10,250	10,250
230	Governmental	Special Revenue Fund	Code Enforcement	Animal Resource Center	230-12-301-105-436003	Services & Charges-Repairs & Maint-Auto Equip R&M	Repairs & Maintenance	Baseline Spending	Maintenance of Current Capital	Fleet & Building Maintenance	-	-	9,000	12,000	9,000
230	Governmental	Special Revenue Fund	Code Enforcement	Animal Resource Center	230-12-301-105-436006	Services & Charges-Repairs & Maint-Radio Equip R&M	Repairs & Maintenance	Baseline Spending	Maintenance of Current Capital	Fleet & Building Maintenance	-	-	900	900	900
230	Governmental	Special Revenue Fund	Code Enforcement	Animal Resource Center	230-12-301-105-452002	Other Uses-Interfund Transfer Out-Allocations-Admin Cost	Other Interfund Allocations	Baseline Spending	Interfund Transfers	Interfund Transfers	-	-	36,362	36,362	46,796
230	Governmental	Special Revenue Fund	Code Enforcement	Animal Resource Center	230-12-301-105-452003	Other Uses-Interfund Transfer Out-Allocations-IT	Other Interfund Allocations	Baseline Spending	Interfund Transfers	Interfund Transfers	-	-	64,867	64,867	99,544
230	Governmental	Special Revenue Fund	Code Enforcement	Animal Resource Center	230-12-301-105-452004	Other Uses-Interfund Transfer Out-Allocations-Liability Ins	Other Interfund Allocations	Baseline Spending	Interfund Transfers	Interfund Transfers	-	-	13,257	13,257	32,904
230	Governmental	Special Revenue Fund	Code Enforcement	Animal Resource Center	230-12-301-105-452008	Other Uses-Interfund Transfer Out-Allocations-Payroll Cost	Other Interfund Allocations	Baseline Spending	Interfund Transfers	Interfund Transfers	-	-	76,927	76,927	34,708

Fund	Fund Classification	Fund Type	Department	Subdivision	Account	Main Account Description	Category	Strategic / Baseline Category 1	Strategic / Baseline Category 2	Strategic / Baseline Category 3	2018 ACTUAL	2019 ACTUAL	2020 ORIGINAL BUDGET	2020 AMENDED BUDGET	2021 PROPOSED BUDGET
230	Governmental	Special Revenue Fund	Code Enforcement	Animal Resource Center	230-12-301-105-452009	Other Uses-Interfund Transfer Out-Allocations-Facilities Mgt	Other Interfund Allocations	Baseline Spending	Interfund Transfers	Interfund Transfers	-	-	887	887	963
249	Governmental	Special Revenue Fund	Police	Police General	249-08-080-081-410001	Personnel-Salaries & Wages-Salaried Wages	Salaries & Wages	Baseline Spending	Essential Operations	Police	2,350,218	2,487,547	2,775,686	2,775,686	3,091,263
249	Governmental	Special Revenue Fund	Police	Police General	249-08-080-081-410004	Personnel-Salaries & Wages-Extra & Overtime	Salaries & Wages	Baseline Spending	Essential Operations	Police	488,601	397,228	428,142	428,142	162,639
249	Governmental	Special Revenue Fund	Police	Police General	249-08-080-081-410009	Personnel-Salaries & Wages-Sick Leave Buy Back/Retir	Salaries & Wages	Baseline Spending	Essential Operations	Police	-	2,760	-	-	-
249	Governmental	Special Revenue Fund	Police	Police General	249-08-080-081-410012	Personnel-Salaries & Wages-Special Pays	Salaries & Wages	Baseline Spending	Essential Operations	Police	282,433	231,716	229,466	229,466	223,883
249	Governmental	Special Revenue Fund	Police	Police General	249-08-080-081-410013	Personnel-Salaries & Wages-Critical Duty Days	Salaries & Wages	Baseline Spending	Essential Operations	Police	17,171	22,683	18,000	18,000	22,000
249	Governmental	Special Revenue Fund	Police	Police General	249-08-080-081-411002	Personnel-Employee Benefits-FICA Police	Fringe Benefits	Baseline Spending	Essential Operations	Police	44,960	45,343	50,957	50,957	51,660
249	Governmental	Special Revenue Fund	Police	Police General	249-08-080-081-411006	Personnel-Employee Benefits-PERF Police Union	Fringe Benefits	Baseline Spending	Essential Operations	Police	436,360	460,198	502,384	502,384	535,149
249	Governmental	Special Revenue Fund	Police	Police General	249-08-080-081-411007	Personnel-Employee Benefits-Unemployment Comp	Fringe Benefits	Baseline Spending	Essential Operations	Police	-	-	345	345	927
249	Governmental	Special Revenue Fund	Police	Police General	249-08-080-081-411008	Personnel-Employee Benefits-Health Insurance	Fringe Benefits	Baseline Spending	Essential Operations	Police	575,614	393,313	534,078	534,078	568,910
249	Governmental	Special Revenue Fund	Police	Police General	249-08-080-081-411009	Personnel-Employee Benefits-Life Insurance	Fringe Benefits	Baseline Spending	Essential Operations	Police	4,910	4,950	5,520	5,520	5,880
249	Governmental	Special Revenue Fund	Police	Police General	249-08-080-081-411014	Personnel-Employee Benefits-Parental Leave	Fringe Benefits	Baseline Spending	Essential Operations	Police	7,416	7,979	12,080	12,080	12,249
249	Governmental	Special Revenue Fund	Police	Police General	249-08-080-081-411200	Personnel-Employee Benefits-Clothing Allowance	Fringe Benefits	Baseline Spending	Essential Operations	Police	57,585	61,212	63,000	63,000	63,000
249	Governmental	Special Revenue Fund	Fire	Fire General	249-09-090-091-410001	Personnel-Salaries & Wages-Salaried Wages	Salaries & Wages	Baseline Spending	Essential Operations	Fire/EMS	1,920,481	2,386,778	2,773,708	2,773,708	3,013,696
249	Governmental	Special Revenue Fund	Fire	Fire General	249-09-090-091-410004	Personnel-Salaries & Wages-Extra & Overtime	Salaries & Wages	Baseline Spending	Essential Operations	Fire/EMS	295,618	404,329	247,900	247,900	420,322
249	Governmental	Special Revenue Fund	Fire	Fire General	249-09-090-091-410008	Personnel-Salaries & Wages-FLSA	Salaries & Wages	Baseline Spending	Essential Operations	Fire/EMS	21,515	19,910	18,360	18,360	-
249	Governmental	Special Revenue Fund	Fire	Fire General	249-09-090-091-410009	Personnel-Salaries & Wages-Sick Leave Buy Back/Retir	Salaries & Wages	Baseline Spending	Essential Operations	Fire/EMS	22,171	-	-	-	-
249	Governmental	Special Revenue Fund	Fire	Fire General	249-09-090-091-410012	Personnel-Salaries & Wages-Special Pays	Salaries & Wages	Baseline Spending	Essential Operations	Fire/EMS	35,958	68,128	53,400	53,400	53,400
249	Governmental	Special Revenue Fund	Fire	Fire General	249-09-090-091-410013	Personnel-Salaries & Wages-Critical Duty Days	Salaries & Wages	Baseline Spending	Essential Operations	Fire/EMS	11,886	8,920	61,800	31,800	30,900
249	Governmental	Special Revenue Fund	Fire	Fire General	249-09-090-091-410015	Personnel-Salaries & Wages-Neo Natal	Salaries & Wages	Baseline Spending	Essential Operations	Fire/EMS	2,708	7,819	-	-	-
249	Governmental	Special Revenue Fund	Fire	Fire General	249-09-090-091-410018	Personnel-Salaries & Wages-Fire Pro Pay	Salaries & Wages	Baseline Spending	Essential Operations	Fire/EMS	43,924	49,119	4,000	34,000	103,199
249	Governmental	Special Revenue Fund	Fire	Fire General	249-09-090-091-410021	Personnel-Salaries & Wages-Working Out Of Classification	Salaries & Wages	Baseline Spending	Essential Operations	Fire/EMS	21,763	27,864	13,464	13,464	25,421
249	Governmental	Special Revenue Fund	Fire	Fire General	249-09-090-091-411003	Personnel-Employee Benefits-FICA Fire	Fringe Benefits	Baseline Spending	Essential Operations	Fire/EMS	34,534	42,132	46,607	46,607	53,457
249	Governmental	Special Revenue Fund	Fire	Fire General	249-09-090-091-411005	Personnel-Employee Benefits-PERF Union	Fringe Benefits	Baseline Spending	Essential Operations	Fire/EMS	352,272	423,936	503,254	503,254	536,075
249	Governmental	Special Revenue Fund	Fire	Fire General	249-09-090-091-411007	Personnel-Employee Benefits-Unemployment Comp	Fringe Benefits	Baseline Spending	Essential Operations	Fire/EMS	-	-	317	317	904
249	Governmental	Special Revenue Fund	Fire	Fire General	249-09-090-091-411008	Personnel-Employee Benefits-Health Insurance	Fringe Benefits	Baseline Spending	Essential Operations	Fire/EMS	441,049	368,384	534,078	534,078	568,910
249	Governmental	Special Revenue Fund	Fire	Fire General	249-09-090-091-411009	Personnel-Employee Benefits-Life Insurance	Fringe Benefits	Baseline Spending	Essential Operations	Fire/EMS	3,830	4,260	5,520	5,520	5,880
249	Governmental	Special Revenue Fund	Fire	Fire General	249-09-090-091-411010	Personnel-Employee Benefits-Med/Surgical/Dental	Fringe Benefits	Baseline Spending	Essential Operations	Fire/EMS	21,350	-	-	-	-
249	Governmental	Special Revenue Fund	Fire	Fire General	249-09-090-091-411014	Personnel-Employee Benefits-Parental Leave	Fringe Benefits	Baseline Spending	Essential Operations	Fire/EMS	5,667	7,453	11,104	11,104	12,764
249	Governmental	Special Revenue Fund	Fire	Fire General	249-09-090-091-411015	Personnel-Employee Benefits-Other Fringe Benefits	Fringe Benefits	Baseline Spending	Essential Operations	Fire/EMS	8,960	13,682	15,750	15,750	15,750
249	Governmental	Special Revenue Fund	Fire	Fire General	249-09-090-091-411200	Personnel-Employee Benefits-Clothing Allowance	Fringe Benefits	Baseline Spending	Essential Operations	Fire/EMS	29,774	34,617	41,625	41,625	39,775
251	Governmental	Special Revenue Fund	Public Works	Local Roads & Streets	251-06-600-506-442001	Capital Outlay-Infrastructure-Streets & Alleys	Capital	Baseline Spending	Essential Operations	Administration	391,854	2,095,286	-	2,252,797	-
251	Governmental	Special Revenue Fund	Public Works	Local Roads & Streets	251-06-600-506-452000	Other Uses-Interfund Transfer Out-Transfers Out	Interfund Transfers Out	Baseline Spending	Interfund Transfers	Interfund Transfers	-	-	-	732,666	2,000,000
251	Governmental	Special Revenue Fund	Public Works	Local Roads & Streets	251-06-600-506-452000	Other Uses-Interfund Transfer Out-Transfers Out	Interfund Transfers Out	Baseline Spending	Interfund Transfers	Interfund Transfers	284,500	617,569	1,000,000	1,000,000	-
257	Governmental	Special Revenue Fund	Public Works	Local Roads & Streets	257-06-600-506-452000	Other Uses-Interfund Transfer Out-Transfers Out	Interfund Transfers Out	Baseline Spending	Interfund Transfers	Interfund Transfers	1,340,000	-	-	-	-
258	Governmental	Special Revenue Fund	Admin & Finance	Human Rights General	258-04-402-044-452000	Other Uses-Interfund Transfer Out-Transfers Out	Interfund Transfers Out	Baseline Spending	Interfund Transfers	Interfund Transfers	-	76,493	-	-	-
266	Governmental	Special Revenue Fund	Public Works	Streets	266-06-602-503-410001	Personnel-Salaries & Wages-Salaried Wages	Salaries & Wages	Baseline Spending	Essential Operations	Streets	-	17,716	-	-	19,328
266	Governmental	Special Revenue Fund	Public Works	Streets	266-06-602-503-410002	Personnel-Salaries & Wages-Teamster Wages	Salaries & Wages	Baseline Spending	Essential Operations	Streets	-	251,245	849,217	849,217	243,953
266	Governmental	Special Revenue Fund	Public Works	Streets	266-06-602-503-410003	Personnel-Salaries & Wages-Permanent Part Time	Salaries & Wages	Baseline Spending	Essential Operations	Streets	-	-	18,096	18,096	4,984
266	Governmental	Special Revenue Fund	Public Works	Streets	266-06-602-503-410004	Personnel-Salaries & Wages-Extra & Overtime	Salaries & Wages	Baseline Spending	Essential Operations	Streets	-	-	50,060	50,060	13,943
266	Governmental	Special Revenue Fund	Public Works	Streets	266-06-602-503-410005	Personnel-Salaries & Wages-Seasonal & Interns	Salaries & Wages	Baseline Spending	Essential Operations	Streets	-	21,600	56,160	56,160	70,887
266	Governmental	Special Revenue Fund	Public Works	Streets	266-06-602-503-410007	Personnel-Salaries & Wages-Longevity Pay	Salaries & Wages	Baseline Spending	Essential Operations	Streets	-	-	-	-	-

Fund	Fund Classification	Fund Type	Department	Subdivision	Account	Main Account Description	Category	Strategic / Baseline Category 1	Strategic / Baseline Category 2	Strategic / Baseline Category 3	2018 ACTUAL	2019 ACTUAL	2020 ORIGINAL BUDGET	2020 AMENDED BUDGET	2021 PROPOSED BUDGET
266	Governmental	Special Revenue Fund	Public Works	Streets	266-06-602-503-410010	Personnel-Salaries & Wages-Special Events Overtime	Salaries & Wages	Baseline Spending	Essential Operations	Streets	-	-	-	-	-
266	Governmental	Special Revenue Fund	Public Works	Streets	266-06-602-503-410014	Personnel-Salaries & Wages-Contract Add Pays	Salaries & Wages	Baseline Spending	Essential Operations	Streets	-	-	14,569	14,569	-
266	Governmental	Special Revenue Fund	Public Works	Streets	266-06-602-503-411001	Personnel-Employee Benefits-FICA Regular	Fringe Benefits	Baseline Spending	Essential Operations	Streets	-	22,228	75,590	75,590	27,250
266	Governmental	Special Revenue Fund	Public Works	Streets	266-06-602-503-411004	Personnel-Employee Benefits-PERF Regular	Fringe Benefits	Baseline Spending	Essential Operations	Streets	-	30,124	102,351	102,351	31,398
266	Governmental	Special Revenue Fund	Public Works	Streets	266-06-602-503-411005	Personnel-Employee Benefits-PERF Union	Fringe Benefits	Baseline Spending	Essential Operations	Streets	-	3,769	13,708	13,708	3,914
266	Governmental	Special Revenue Fund	Public Works	Streets	266-06-602-503-411007	Personnel-Employee Benefits-Unemployment Comp	Fringe Benefits	Baseline Spending	Essential Operations	Streets	-	-	91	91	79
266	Governmental	Special Revenue Fund	Public Works	Streets	266-06-602-503-411008	Personnel-Employee Benefits-Health Insurance	Fringe Benefits	Baseline Spending	Essential Operations	Streets	-	89,776	243,818	243,818	72,797
266	Governmental	Special Revenue Fund	Public Works	Streets	266-06-602-503-411009	Personnel-Employee Benefits-Life Insurance	Fringe Benefits	Baseline Spending	Essential Operations	Streets	-	588	2,520	2,520	752
266	Governmental	Special Revenue Fund	Public Works	Streets	266-06-602-503-411014	Personnel-Employee Benefits-Parental Leave	Fringe Benefits	Baseline Spending	Essential Operations	Streets	-	672	3,198	3,198	970
266	Governmental	Special Revenue Fund	Public Works	Streets	266-06-602-503-411015	Personnel-Employee Benefits-Other Fringe Benefits	Fringe Benefits	Baseline Spending	Essential Operations	Streets	-	-	-	-	-
266	Governmental	Special Revenue Fund	Public Works	Streets	266-06-602-503-411203	Personnel-Employee Benefits-Job Readiness Allow.	Fringe Benefits	Baseline Spending	Essential Operations	Streets	-	1,029	-	-	3,015
266	Governmental	Special Revenue Fund	Public Works	Streets	266-06-602-503-411206	Personnel-Employee Benefits-Cell Phone Allowance	Fringe Benefits	Baseline Spending	Essential Operations	Streets	-	-	-	-	102
266	Governmental	Special Revenue Fund	Public Works	Streets	266-06-602-503-422001	Supplies-Operating-C.S. Gasoline	Supplies	Baseline Spending	Essential Operations	Streets	-	69,845	111,124	111,124	75,000
266	Governmental	Special Revenue Fund	Public Works	Streets	266-06-602-503-422002	Supplies-Operating-Diesel/CNG	Supplies	Baseline Spending	Essential Operations	Streets	-	2,560	6,750	6,750	2,600
266	Governmental	Special Revenue Fund	Public Works	Streets	266-06-602-503-422017	Supplies-Operating-Traffic/Sign/Other	Supplies	Baseline Spending	Essential Operations	Streets	-	165,779	157,500	157,500	180,000
266	Governmental	Special Revenue Fund	Public Works	Streets	266-06-602-503-422018	Supplies-Operating-Signals/Lights	Supplies	Baseline Spending	Essential Operations	Streets	-	17,705	157,500	157,500	236,209
266	Governmental	Special Revenue Fund	Public Works	Streets	266-06-602-503-423002	Supplies-Repair & Maint-Street Material	Supplies	Baseline Spending	Essential Operations	Streets	-	1,096,203	706,016	733,974	690,709
266	Governmental	Special Revenue Fund	Public Works	Streets	266-06-602-503-423006	Supplies-Repair & Maint-Small Tools & Equipment	Supplies	Baseline Spending	Essential Operations	Streets	-	3,749	18,750	20,178	5,250
266	Governmental	Special Revenue Fund	Public Works	Streets	266-06-602-503-436003	Services & Charges-Repairs & Maint-Auto Equip R&M	Repairs & Maintenance	Baseline Spending	Maintenance of Current Capital	Fleet & Building Maintenance	-	367,921	439,246	439,246	528,791
266	Governmental	Special Revenue Fund	Public Works	Streets	266-06-602-503-436008	Services & Charges-Repairs & Maint-Street Maint	Supplies	Baseline Spending	Essential Operations	Streets	-	406,708	-	900,000	829,201
278	Governmental	Internal Service Fund	Police	Police General	278-08-080-088-439024	Services & Charges-Other-Police Car Liability Claims Paid	Other Services & Charges	Baseline Spending	Self-Insurance	Liability Insurance	18,198	50,000	50,000	50,000	50,000
278	Governmental	Internal Service Fund	Police	Police General	278-08-080-088-452000	Other Uses-Interfund Transfer Out-Transfers Out	Interfund Transfers Out	Baseline Spending	Interfund Transfers	Interfund Transfers	-	-	-	49,087	-
279	Governmental	Internal Service Fund	Innovation & Technology	311 Call Center	279-07-070-070-410001	Personnel-Salaries & Wages-Salaried Wages	Salaries & Wages	Baseline Spending	Essential Operations	Administration	359,957	332,775	363,451	363,451	364,543
279	Governmental	Internal Service Fund	Innovation & Technology	311 Call Center	279-07-070-070-410003	Personnel-Salaries & Wages-Permanent Part Time	Salaries & Wages	Baseline Spending	Essential Operations	Administration	1,770	26,381	23,261	23,261	23,261
279	Governmental	Internal Service Fund	Innovation & Technology	311 Call Center	279-07-070-070-410004	Personnel-Salaries & Wages-Extra & Overtime	Salaries & Wages	Baseline Spending	Essential Operations	Administration	55	42	-	-	-
279	Governmental	Internal Service Fund	Innovation & Technology	311 Call Center	279-07-070-070-410005	Personnel-Salaries & Wages-Seasonal & Interns	Salaries & Wages	Baseline Spending	Essential Operations	Administration	-	150	5,300	5,300	5,300
279	Governmental	Internal Service Fund	Innovation & Technology	311 Call Center	279-07-070-070-411001	Personnel-Employee Benefits-FICA Regular	Fringe Benefits	Baseline Spending	Essential Operations	Administration	26,456	25,188	30,090	30,090	30,173
279	Governmental	Internal Service Fund	Innovation & Technology	311 Call Center	279-07-070-070-411004	Personnel-Employee Benefits-PERF Regular	Fringe Benefits	Baseline Spending	Essential Operations	Administration	37,230	36,786	40,854	40,854	40,977
279	Governmental	Internal Service Fund	Innovation & Technology	311 Call Center	279-07-070-070-411007	Personnel-Employee Benefits-Unemployment Comp	Fringe Benefits	Baseline Spending	Essential Operations	Administration	-	-	36	36	109
279	Governmental	Internal Service Fund	Innovation & Technology	311 Call Center	279-07-070-070-411008	Personnel-Employee Benefits-Health Insurance	Fringe Benefits	Baseline Spending	Essential Operations	Administration	91,167	69,520	81,273	81,273	81,273
279	Governmental	Internal Service Fund	Innovation & Technology	311 Call Center	279-07-070-070-411009	Personnel-Employee Benefits-Life Insurance	Fringe Benefits	Baseline Spending	Essential Operations	Administration	540	540	840	840	840
279	Governmental	Internal Service Fund	Innovation & Technology	311 Call Center	279-07-070-070-411014	Personnel-Employee Benefits-Parental Leave	Fringe Benefits	Baseline Spending	Essential Operations	Administration	881	821	1,272	1,272	1,276
279	Governmental	Internal Service Fund	Innovation & Technology	311 Call Center	279-07-070-070-411206	Personnel-Employee Benefits-Cell Phone Allowance	Fringe Benefits	Baseline Spending	Essential Operations	Administration	660	495	1,320	1,320	1,320
279	Governmental	Internal Service Fund	Innovation & Technology	311 Call Center	279-07-070-070-421000	Supplies-Office-Other Office Supplies	Supplies	Baseline Spending	Essential Operations	Administration	2,164	-	-	-	-
279	Governmental	Internal Service Fund	Innovation & Technology	311 Call Center	279-07-070-070-421002	Supplies-Office-Stationary & Printing	Supplies	Baseline Spending	Essential Operations	Administration	1,960	1,378	1,500	1,611	-
279	Governmental	Internal Service Fund	Innovation & Technology	311 Call Center	279-07-070-070-421005	Supplies-Office-Print Shop Jobs Supplies	Supplies	Baseline Spending	Essential Operations	Administration	2	-	-	100	-
279	Governmental	Internal Service Fund	Innovation & Technology	311 Call Center	279-07-070-070-422013	Supplies-Operating-Promotional Supplies	Supplies	Baseline Spending	Essential Operations	Administration	1,319	-	-	-	2,000
279	Governmental	Internal Service Fund	Innovation & Technology	311 Call Center	279-07-070-070-432003	Services & Charges-Communication & Transp-Travel	Travel	Baseline Spending	Essential Operations	Administration	1,231	7,716	8,550	8,550	8,550
279	Governmental	Internal Service Fund	Innovation & Technology	311 Call Center	279-07-070-070-433001	Services & Charges-Printing & Ad-Outside Printing Services	Printing & Advertising	Baseline Spending	Essential Operations	Administration	-	-	120	120	-
279	Governmental	Internal Service Fund	Innovation & Technology	311 Call Center	279-07-070-070-433003	Services & Charges-Printing & Ad-Promotional	Printing & Advertising	Baseline Spending	Essential Operations	Administration	-	5,181	5,150	5,150	5,150
279	Governmental	Internal Service Fund	Innovation & Technology	311 Call Center	279-07-070-070-437003	Services & Charges-Rentals-Office Space	Other Services & Charges	Baseline Spending	Essential Operations	Administration	-	3,000	1,500	1,500	1,500
279	Governmental	Internal Service Fund	Innovation & Technology	311 Call Center	279-07-070-070-439004	Services & Charges-Other-Dues & Memberships	Other Services & Charges	Baseline Spending	Essential Operations	Administration	-	285	300	300	300

Fund	Fund Classification	Fund Type	Department	Subdivision	Account	Main Account Description	Category	Strategic / Baseline Category 1	Strategic / Baseline Category 2	Strategic / Baseline Category 3	2018 ACTUAL	2019 ACTUAL	2020 ORIGINAL BUDGET	2020 AMENDED BUDGET	2021 PROPOSED BUDGET
279	Governmental	Internal Service Fund	Innovation & Technology	311 Call Center	279-07-070-070-439006	Services & Charges-Other-Education & Training	Education & Training	Baseline Spending	Essential Operations	Administration	184	7,368	12,000	12,747	12,000
279	Governmental	Internal Service Fund	Innovation & Technology	311 Call Center	279-07-070-070-452004	Other Uses-Interfund Transfer Out-Allocations-Liability Ins	Other Interfund Allocations	Baseline Spending	Interfund Transfers	Interfund Transfers	1,251	1,668	1,379	1,379	795
279	Governmental	Internal Service Fund	Innovation & Technology	311 Call Center	279-07-070-070-452007	Other Uses-Interfund Transfer Out-Allocations-Central Stores	Other Interfund Allocations	Baseline Spending	Interfund Transfers	Interfund Transfers	144	352	-	-	-
279	Governmental	Internal Service Fund	Innovation & Technology	Information Technology	279-07-071-071-410001	Personnel-Salaries & Wages-Salaried Wages	Salaries & Wages	Baseline Spending	Essential Operations	Administration	1,179,781	1,327,893	1,589,328	1,589,328	1,603,212
279	Governmental	Internal Service Fund	Innovation & Technology	Information Technology	279-07-071-071-410003	Personnel-Salaries & Wages-Permanent Part Time	Salaries & Wages	Baseline Spending	Essential Operations	Administration	-	-	-	-	-
279	Governmental	Internal Service Fund	Innovation & Technology	Information Technology	279-07-071-071-410006	Personnel-Salaries & Wages-Bonus	Salaries & Wages	Baseline Spending	Essential Operations	Administration	17,300	2,000	-	-	-
279	Governmental	Internal Service Fund	Innovation & Technology	Information Technology	279-07-071-071-411001	Personnel-Employee Benefits-FICA Regular	Fringe Benefits	Baseline Spending	Essential Operations	Administration	89,582	99,602	122,745	122,745	123,807
279	Governmental	Internal Service Fund	Innovation & Technology	Information Technology	279-07-071-071-411004	Personnel-Employee Benefits-PERF Regular	Fringe Benefits	Baseline Spending	Essential Operations	Administration	132,629	147,237	179,705	179,705	181,260
279	Governmental	Internal Service Fund	Innovation & Technology	Information Technology	279-07-071-071-411007	Personnel-Employee Benefits-Unemployment Comp	Fringe Benefits	Baseline Spending	Essential Operations	Administration	-	-	159	159	481
279	Governmental	Internal Service Fund	Innovation & Technology	Information Technology	279-07-071-071-411008	Personnel-Employee Benefits-Health Insurance	Fringe Benefits	Baseline Spending	Essential Operations	Administration	229,076	178,710	267,039	267,039	267,039
279	Governmental	Internal Service Fund	Innovation & Technology	Information Technology	279-07-071-071-411009	Personnel-Employee Benefits-Life Insurance	Fringe Benefits	Baseline Spending	Essential Operations	Administration	2,190	2,330	2,760	2,760	2,760
279	Governmental	Internal Service Fund	Innovation & Technology	Information Technology	279-07-071-071-411014	Personnel-Employee Benefits-Parental Leave	Fringe Benefits	Baseline Spending	Essential Operations	Administration	2,991	2,583	5,563	5,563	5,611
279	Governmental	Internal Service Fund	Innovation & Technology	Information Technology	279-07-071-071-411206	Personnel-Employee Benefits-Cell Phone Allowance	Fringe Benefits	Baseline Spending	Essential Operations	Administration	5,845	5,570	15,180	15,180	15,180
279	Governmental	Internal Service Fund	Innovation & Technology	Information Technology	279-07-071-071-421000	Supplies-Office-Other Office Supplies	Supplies	Baseline Spending	Essential Operations	Administration	114,154	55,492	-	-	-
279	Governmental	Internal Service Fund	Innovation & Technology	Information Technology	279-07-071-071-421002	Supplies-Office-Stationary & Printing	Supplies	Baseline Spending	Essential Operations	Administration	385	-	-	-	2,500
279	Governmental	Internal Service Fund	Innovation & Technology	Information Technology	279-07-071-071-422006	Supplies-Operating-Computer Supplies & Equipment	Supplies	Baseline Spending	Essential Operations	Administration	-	112,981	163,350	176,549	416,250
279	Governmental	Internal Service Fund	Innovation & Technology	Information Technology	279-07-071-071-431000	Services & Charges-Professional-Other Professional Svcs	Professional Services	Baseline Spending	Essential Operations	Administration	710,365	1,065,128	615,700	1,686,094	-
279	Governmental	Internal Service Fund	Innovation & Technology	Information Technology	279-07-071-071-431009	Services & Charges-Professional-Computer & Technology	Professional Services	Baseline Spending	Essential Operations	Administration	-	-	-	160,000	705,800
279	Governmental	Internal Service Fund	Innovation & Technology	Information Technology	279-07-071-071-432000	Services & Charges-Communication & Transp-Other	Other Services & Charges	Baseline Spending	Essential Operations	Administration	19,878	-	-	11,449	-
279	Governmental	Internal Service Fund	Innovation & Technology	Information Technology	279-07-071-071-432003	Services & Charges-Communication & Transp-Travel	Travel	Baseline Spending	Essential Operations	Administration	19,711	24,740	18,560	22,831	18,560
279	Governmental	Internal Service Fund	Innovation & Technology	Information Technology	279-07-071-071-432004	Services & Charges-Communication & Transp-Telecommunications	Other Services & Charges	Baseline Spending	Essential Operations	Administration	214,612	284,617	386,824	386,824	292,024
279	Governmental	Internal Service Fund	Innovation & Technology	Information Technology	279-07-071-071-433002	Services & Charges-Printing & Ad-Publication of Legal Notice	Printing & Advertising	Baseline Spending	Essential Operations	Administration	298	-	-	-	-
279	Governmental	Internal Service Fund	Innovation & Technology	Information Technology	279-07-071-071-436004	Services & Charges-Repairs & Maint-Computer Equip R&M	Repairs & Maintenance	Baseline Spending	Essential Operations	Administration	2,246,257	2,975,430	2,839,472	3,776,345	3,843,305
279	Governmental	Internal Service Fund	Innovation & Technology	Information Technology	279-07-071-071-438100	Services & Charges-Debt Service-Principal	Debt Service Principal	Baseline Spending	Debt Service	Debt Service	209,189	391,117	522,557	522,557	849,250
279	Governmental	Internal Service Fund	Innovation & Technology	Information Technology	279-07-071-071-438200	Services & Charges-Debt Service-Interest	Debt Service Interest & Fees	Baseline Spending	Debt Service	Debt Service	26,836	52,924	49,356	49,356	45,000
279	Governmental	Internal Service Fund	Innovation & Technology	Information Technology	279-07-071-071-439003	Services & Charges-Other-Subscriptions	Other Services & Charges	Baseline Spending	Essential Operations	Administration	40	-	-	-	-
279	Governmental	Internal Service Fund	Innovation & Technology	Information Technology	279-07-071-071-439006	Services & Charges-Other-Education & Training	Education & Training	Baseline Spending	Essential Operations	Administration	15,054	15,589	45,900	59,390	45,900
279	Governmental	Internal Service Fund	Innovation & Technology	Information Technology	279-07-071-071-439300	Services & Charges-Other-Grants & Subsidies	Grants & Subsidies	Baseline Spending	Essential Operations	Administration	25,000	-	-	-	-
279	Governmental	Internal Service Fund	Innovation & Technology	Information Technology	279-07-071-071-445006	Capital Outlay-Machinery & Equip-Computer Equip/Network	Capital	Baseline Spending	Maintenance of Current Capital	Fleet Replacement	-	-	-	-	-
279	Governmental	Internal Service Fund	Innovation & Technology	Information Technology	279-07-071-071-452000	Other Uses-Interfund Transfer Out-Transfers Out	Interfund Transfers Out	Baseline Spending	Interfund Transfers	Interfund Transfers	-	600,000	-	-	-
279	Governmental	Internal Service Fund	Innovation & Technology	Information Technology	279-07-071-071-452004	Other Uses-Interfund Transfer Out-Allocations-Liability Ins	Other Interfund Allocations	Baseline Spending	Interfund Transfers	Interfund Transfers	3,816	4,765	4,532	4,532	3,504
280	Governmental	Special Revenue Fund	Mayor's Office	Mayor	280-01-010-010-410001	Personnel-Salaries & Wages-Salaried Wages	Salaries & Wages	Baseline Spending	Essential Operations	Administration	-	-	-	553,098	-
287	Governmental	Capital Projects Fund	Fire	Fire General	287-09-090-098-422000	Supplies-Operating-Other Operating Supplies	Supplies	Baseline Spending	Essential Operations	Fire/EMS	39,950	18,800	-	-	-
287	Governmental	Capital Projects Fund	Fire	Fire General	287-09-090-098-431000	Services & Charges-Professional-Other Professional Svcs	Professional Services	Baseline Spending	Essential Operations	Fire/EMS	25,402	-	-	-	-
287	Governmental	Capital Projects Fund	Fire	Fire General	287-09-090-098-436001	Services & Charges-Repairs & Maint-Building R&M	Repairs & Maintenance	Baseline Spending	Maintenance of Current Capital	Fleet & Building Maintenance	-	-	-	-	-
287	Governmental	Capital Projects Fund	Fire	Fire General	287-09-090-098-438100	Services & Charges-Debt Service-Principal	Debt Service Principal	Baseline Spending	Debt Service	Debt Service	286,561	434,910	698,185	698,185	662,652
287	Governmental	Capital Projects Fund	Fire	Fire General	287-09-090-098-438200	Services & Charges-Debt Service-Interest	Debt Service Interest & Fees	Baseline Spending	Debt Service	Debt Service	29,819	43,560	70,888	70,888	37,572
287	Governmental	Capital Projects Fund	Fire	Fire General	287-09-090-098-439000	Services & Charges-Other-Misc Charges & Svcs	Other Services & Charges	Baseline Spending	Essential Operations	Fire/EMS	-	-	-	-	-
287	Governmental	Capital Projects Fund	Fire	Fire General	287-09-090-098-443001	Capital Outlay-Buildings-Building Improvements	Capital	Baseline Spending	Maintenance of Current Capital	Fleet & Building Maintenance	38,741	274,334	250,000	1,181,173	250,000
287	Governmental	Capital Projects Fund	Fire	Fire General	287-09-090-098-444000	Capital Outlay-Impv Other Than Bldgs-Land Improvement	Capital	Baseline Spending	Essential Operations	Fire/EMS	-	-	-	-	-
287	Governmental	Capital Projects Fund	Fire	Fire General	287-09-090-098-445000	Capital Outlay-Machinery & Equip-Motor Equipment	Capital	Baseline Spending	Maintenance of Current Capital	Fleet Replacement	674,323	705,866	-	263,610	210,000
287	Governmental	Capital Projects Fund	Fire	Fire General	287-09-090-098-445007	Capital Outlay-Machinery & Equip-Materials & Equip	Capital	Baseline Spending	Maintenance of Current Capital	Fleet Replacement	206,172	590,188	160,000	414,533	150,000

Fund	Fund Classification	Fund Type	Department	Subdivision	Account	Main Account Description	Category	Strategic / Baseline Category 1	Strategic / Baseline Category 2	Strategic / Baseline Category 3	2018 ACTUAL	2019 ACTUAL	2020 ORIGINAL BUDGET	2020 AMENDED BUDGET	2021 PROPOSED BUDGET
287	Governmental	Capital Projects Fund	Fire	Fire General	287-09-090-098-452000	Other Uses-Interfund Transfer Out-Transfers Out	Interfund Transfers Out	Baseline Spending	Interfund Transfers	Interfund Transfers	625,939	726,206	743,936	743,936	750,307
288	Enterprise	Enterprise Fund	Fire	Fire General	288-09-090-092-422000	Supplies-Operating-Other Operating Supplies	Supplies	Baseline Spending	Essential Operations	Fire/EMS	4,588	473	-	-	-
288	Enterprise	Enterprise Fund	Fire	Fire General	288-09-090-092-431000	Services & Charges-Professional-Other Professional Svcs	Professional Services	Baseline Spending	Essential Operations	Fire/EMS	9,888	-	-	-	-
288	Enterprise	Enterprise Fund	Fire	Fire General	288-09-090-092-435001	Services & Charges-Utility Services-Electric	Utilities	Baseline Spending	Essential Operations	Fire/EMS	10,000	-	-	-	-
288	Enterprise	Enterprise Fund	Fire	Fire General	288-09-090-092-435004	Services & Charges-Utility Services-Water	Utilities	Baseline Spending	Essential Operations	Fire/EMS	8,800	8,758	-	-	-
288	Enterprise	Enterprise Fund	Fire	Fire General	288-09-090-092-436005	Services & Charges-Repairs & Maint-Other Equip R&M	Repairs & Maintenance	Baseline Spending	Maintenance of Current Capital	Fleet & Building Maintenance	37,486	53,005	-	44,889	-
288	Enterprise	Enterprise Fund	Fire	Fire General	288-09-090-092-445008	Capital Outlay-Machinery & Equip-Other Equipment	Capital	Baseline Spending	Maintenance of Current Capital	Fleet Replacement	-	35,359	-	-	-
288	Enterprise	Enterprise Fund	Fire	Fire General	288-09-092-095-410001	Personnel-Salaries & Wages-Salaried Wages	Salaries & Wages	Baseline Spending	Essential Operations	Fire/EMS	2,774,206	3,110,511	-	-	-
288	Enterprise	Enterprise Fund	Fire	Fire General	288-09-092-095-410004	Personnel-Salaries & Wages-Extra & Overtime	Salaries & Wages	Baseline Spending	Essential Operations	Fire/EMS	383,558	430,771	-	-	-
288	Enterprise	Enterprise Fund	Fire	Fire General	288-09-092-095-410005	Personnel-Salaries & Wages-Seasonal & Interns	Salaries & Wages	Baseline Spending	Essential Operations	Fire/EMS	11,546	8,242	-	-	-
288	Enterprise	Enterprise Fund	Fire	Fire General	288-09-092-095-410008	Personnel-Salaries & Wages-FLSA	Salaries & Wages	Baseline Spending	Essential Operations	Fire/EMS	33,362	30,689	-	-	-
288	Enterprise	Enterprise Fund	Fire	Fire General	288-09-092-095-410009	Personnel-Salaries & Wages-Sick Leave Buy Back/Retir	Salaries & Wages	Baseline Spending	Essential Operations	Fire/EMS	(695)	-	-	-	-
288	Enterprise	Enterprise Fund	Fire	Fire General	288-09-092-095-410012	Personnel-Salaries & Wages-Special Pays	Salaries & Wages	Baseline Spending	Essential Operations	Fire/EMS	72,467	65,024	-	-	-
288	Enterprise	Enterprise Fund	Fire	Fire General	288-09-092-095-410013	Personnel-Salaries & Wages-Critical Duty Days	Salaries & Wages	Baseline Spending	Essential Operations	Fire/EMS	14,022	16,400	-	-	-
288	Enterprise	Enterprise Fund	Fire	Fire General	288-09-092-095-410015	Personnel-Salaries & Wages-Neo Natal	Salaries & Wages	Baseline Spending	Essential Operations	Fire/EMS	88,579	22,351	-	-	-
288	Enterprise	Enterprise Fund	Fire	Fire General	288-09-092-095-410018	Personnel-Salaries & Wages-Fire Pro Pay	Salaries & Wages	Baseline Spending	Essential Operations	Fire/EMS	328,335	263,926	-	-	-
288	Enterprise	Enterprise Fund	Fire	Fire General	288-09-092-095-410021	Personnel-Salaries & Wages-Working Out Of Classification	Salaries & Wages	Baseline Spending	Essential Operations	Fire/EMS	7,532	8,765	-	-	-
288	Enterprise	Enterprise Fund	Fire	Fire General	288-09-092-095-411001	Personnel-Employee Benefits-FICA Regular	Fringe Benefits	Baseline Spending	Essential Operations	Fire/EMS	8,179	8,315	-	-	-
288	Enterprise	Enterprise Fund	Fire	Fire General	288-09-092-095-411003	Personnel-Employee Benefits-FICA Fire	Fringe Benefits	Baseline Spending	Essential Operations	Fire/EMS	50,394	54,933	-	-	-
288	Enterprise	Enterprise Fund	Fire	Fire General	288-09-092-095-411004	Personnel-Employee Benefits-PERF Regular	Fringe Benefits	Baseline Spending	Essential Operations	Fire/EMS	11,320	12,123	-	-	-
288	Enterprise	Enterprise Fund	Fire	Fire General	288-09-092-095-411005	Personnel-Employee Benefits-PERF Union	Fringe Benefits	Baseline Spending	Essential Operations	Fire/EMS	503,777	556,753	-	-	-
288	Enterprise	Enterprise Fund	Fire	Fire General	288-09-092-095-411008	Personnel-Employee Benefits-Health Insurance	Fringe Benefits	Baseline Spending	Essential Operations	Fire/EMS	723,646	507,121	-	-	-
288	Enterprise	Enterprise Fund	Fire	Fire General	288-09-092-095-411009	Personnel-Employee Benefits-Life Insurance	Fringe Benefits	Baseline Spending	Essential Operations	Fire/EMS	5,329	6,278	-	-	-
288	Enterprise	Enterprise Fund	Fire	Fire General	288-09-092-095-411014	Personnel-Employee Benefits-Parental Leave	Fringe Benefits	Baseline Spending	Essential Operations	Fire/EMS	8,338	9,959	-	-	-
288	Enterprise	Enterprise Fund	Fire	Fire General	288-09-092-095-411015	Personnel-Employee Benefits-Other Fringe Benefits	Fringe Benefits	Baseline Spending	Essential Operations	Fire/EMS	14,500	12,250	-	-	-
288	Enterprise	Enterprise Fund	Fire	Fire General	288-09-092-095-411200	Personnel-Employee Benefits-Clothing Allowance	Fringe Benefits	Baseline Spending	Essential Operations	Fire/EMS	42,898	45,305	-	-	-
288	Enterprise	Enterprise Fund	Fire	Fire General	288-09-092-095-411206	Personnel-Employee Benefits-Cell Phone Allowance	Fringe Benefits	Baseline Spending	Essential Operations	Fire/EMS	660	660	-	-	-
288	Enterprise	Enterprise Fund	Fire	Fire General	288-09-092-095-421002	Supplies-Office-Stationary & Printing	Supplies	Baseline Spending	Essential Operations	Fire/EMS	1,080	924	-	-	-
288	Enterprise	Enterprise Fund	Fire	Fire General	288-09-092-095-422000	Supplies-Operating-Other Operating Supplies	Supplies	Baseline Spending	Essential Operations	Fire/EMS	281,250	295,113	-	1,468	-
288	Enterprise	Enterprise Fund	Fire	Fire General	288-09-092-095-422001	Supplies-Operating-C.S. Gasoline	Supplies	Baseline Spending	Essential Operations	Fire/EMS	54,740	54,740	-	-	-
288	Enterprise	Enterprise Fund	Fire	Fire General	288-09-092-095-431000	Services & Charges-Professional-Other Professional Svcs	Professional Services	Baseline Spending	Essential Operations	Fire/EMS	142,076	58,706	-	-	-
288	Enterprise	Enterprise Fund	Fire	Fire General	288-09-092-095-431004	Services & Charges-Professional-Accounting	Professional Services	Baseline Spending	Essential Operations	Fire/EMS	5,749	12,578	-	1,293	-
288	Enterprise	Enterprise Fund	Fire	Fire General	288-09-092-095-432002	Services & Charges-Communication & Transp-Mailing	Other Services & Charges	Baseline Spending	Essential Operations	Fire/EMS	11,193	9,773	-	-	-
288	Enterprise	Enterprise Fund	Fire	Fire General	288-09-092-095-432004	Services & Charges-Communication & Transp-Telecommunications	Other Services & Charges	Baseline Spending	Essential Operations	Fire/EMS	19,684	23,232	-	73	-
288	Enterprise	Enterprise Fund	Fire	Fire General	288-09-092-095-436004	Services & Charges-Repairs & Maint-Computer Equip R&M	Repairs & Maintenance	Baseline Spending	Maintenance of Current Capital	Fleet & Building Maintenance	12,312	20,830	-	-	-
288	Enterprise	Enterprise Fund	Fire	Fire General	288-09-092-095-436005	Services & Charges-Repairs & Maint-Other Equip R&M	Repairs & Maintenance	Baseline Spending	Maintenance of Current Capital	Fleet & Building Maintenance	77,550	19,217	-	-	-
288	Enterprise	Enterprise Fund	Fire	Fire General	288-09-092-095-439005	Services & Charges-Other-Bank & Credit Card Fees	Other Services & Charges	Baseline Spending	Essential Operations	Fire/EMS	22,451	28,213	-	-	-
288	Enterprise	Enterprise Fund	Fire	Fire General	288-09-092-095-439006	Services & Charges-Other-Education & Training	Education & Training	Baseline Spending	Essential Operations	Fire/EMS	44,560	19,688	-	4,778	-
288	Enterprise	Enterprise Fund	Fire	Fire General	288-09-092-095-439100	Services & Charges-Other-Refunds/Awards/Indemnities	Other Services & Charges	Baseline Spending	Essential Operations	Fire/EMS	127,735	160,793	-	50,152	-
288	Enterprise	Enterprise Fund	Fire	Fire General	288-09-092-095-445006	Capital Outlay-Machinery & Equip-Computer Equip/Network	Capital	Baseline Spending	Maintenance of Current Capital	Fleet Replacement	19,811	-	-	-	-
288	Enterprise	Enterprise Fund	Fire	Fire General	288-09-092-095-452000	Other Uses-Interfund Transfer Out-Transfers Out	Interfund Transfers Out	Baseline Spending	Interfund Transfers	Interfund Transfers	-	-	1,771,992	1,721,406	707,215
288	Enterprise	Enterprise Fund	Fire	Fire General	288-09-092-095-452002	Other Uses-Interfund Transfer Out-Allocations-Admin Cost	Other Interfund Allocations	Baseline Spending	Interfund Transfers	Interfund Transfers	200,294	220,949	-	-	-

Fund	Fund Classification	Fund Type	Department	Subdivision	Account	Main Account Description	Category	Strategic / Baseline Category 1	Strategic / Baseline Category 2	Strategic / Baseline Category 3	2018 ACTUAL	2019 ACTUAL	2020 ORIGINAL BUDGET	2020 AMENDED BUDGET	2021 PROPOSED BUDGET
288	Enterprise	Enterprise Fund	Fire	Fire General	288-09-092-095-452004	Other Uses-Interfund Transfer Out-Allocations-Liability Ins	Other Interfund Allocations	Baseline Spending	Interfund Transfers	Interfund Transfers	20,162	40,207	-	-	-
289	Governmental	Special Revenue Fund	Fire	Fire General	289-09-090-093-422000	Supplies-Operating-Other Operating Supplies	Supplies	Baseline Spending	Essential Operations	Fire/EMS	8,834	1,457	10,000	10,000	10,000
291	Governmental	Special Revenue Fund	Fire	Fire General	291-09-090-094-410012	Personnel-Salaries & Wages-Special Pays	Salaries & Wages	Baseline Spending	Essential Operations	Fire/EMS	3,000	462	3,000	3,000	3,000
291	Governmental	Special Revenue Fund	Fire	Fire General	291-09-090-094-411200	Personnel-Employee Benefits-Clothing Allowance	Fringe Benefits	Baseline Spending	Essential Operations	Fire/EMS	-	-	2,500	2,500	2,500
291	Governmental	Special Revenue Fund	Fire	Fire General	291-09-090-094-421002	Supplies-Office-Stationary & Printing	Supplies	Baseline Spending	Essential Operations	Fire/EMS	-	-	1,000	1,000	1,000
291	Governmental	Special Revenue Fund	Fire	Fire General	291-09-090-094-422000	Supplies-Operating-Other Operating Supplies	Supplies	Baseline Spending	Essential Operations	Fire/EMS	8,778	9,973	10,000	12,782	10,000
291	Governmental	Special Revenue Fund	Fire	Fire General	291-09-090-094-422001	Supplies-Operating-C.S. Gasoline	Supplies	Baseline Spending	Essential Operations	Fire/EMS	-	-	1,500	1,500	1,500
291	Governmental	Special Revenue Fund	Fire	Fire General	291-09-090-094-423006	Supplies-Repair & Maint-Small Tools & Equipment	Supplies	Baseline Spending	Essential Operations	Fire/EMS	3,460	760	3,000	3,500	3,000
291	Governmental	Special Revenue Fund	Fire	Fire General	291-09-090-094-423009	Supplies-Repair & Maint-Repair Parts	Supplies	Baseline Spending	Essential Operations	Fire/EMS	1,040	180	3,000	2,500	3,000
291	Governmental	Special Revenue Fund	Fire	Fire General	291-09-090-094-432003	Services & Charges-Communication & Transp-Travel	Travel	Baseline Spending	Essential Operations	Fire/EMS	9,845	942	15,000	15,000	15,000
291	Governmental	Special Revenue Fund	Fire	Fire General	291-09-090-094-433001	Services & Charges-Printing & Ad-Outside Printing Services	Printing & Advertising	Baseline Spending	Essential Operations	Fire/EMS	-	-	300	300	300
291	Governmental	Special Revenue Fund	Fire	Fire General	291-09-090-094-433003	Services & Charges-Printing & Ad-Promotional	Printing & Advertising	Baseline Spending	Essential Operations	Fire/EMS	-	890	1,000	1,000	1,000
291	Governmental	Special Revenue Fund	Fire	Fire General	291-09-090-094-436005	Services & Charges-Repairs & Maint-Other Equip R&M	Repairs & Maintenance	Baseline Spending	Maintenance of Current Capital	Fleet & Building Maintenance	21,764	7,520	42,000	42,000	42,000
291	Governmental	Special Revenue Fund	Fire	Fire General	291-09-090-094-436006	Services & Charges-Repairs & Maint-Radio Equip R&M	Repairs & Maintenance	Baseline Spending	Maintenance of Current Capital	Fleet & Building Maintenance	-	-	1,000	1,000	1,000
291	Governmental	Special Revenue Fund	Fire	Fire General	291-09-090-094-439006	Services & Charges-Other-Education & Training	Education & Training	Baseline Spending	Essential Operations	Fire/EMS	2,054	10,855	9,000	9,000	9,000
291	Governmental	Special Revenue Fund	Fire	Fire General	291-09-090-094-439100	Services & Charges-Other-Refunds/Awards/Indemnities	Other Services & Charges	Baseline Spending	Essential Operations	Fire/EMS	600	-	-	-	-
292	Governmental	Special Revenue Fund	Police	Police General	292-08-080-085-439000	Services & Charges-Other-Misc Charges & Svcs	Other Services & Charges	Baseline Spending	Essential Operations	Police	21,735	-	-	-	-
294	Governmental	Special Revenue Fund	Police	Police General	294-08-080-088-422000	Supplies-Operating-Other Operating Supplies	Supplies	Baseline Spending	Essential Operations	Police	190	-	1,500	1,500	1,500
294	Governmental	Special Revenue Fund	Police	Police General	294-08-080-088-439000	Services & Charges-Other-Misc Charges & Svcs	Other Services & Charges	Baseline Spending	Essential Operations	Police	5,249	6,579	9,500	9,500	4,250
295	Governmental	Special Revenue Fund	Police	Police General	295-08-080-085-421002	Supplies-Office-Stationary & Printing	Supplies	Baseline Spending	Essential Operations	Police	-	-	2,000	3,747	-
295	Governmental	Special Revenue Fund	Police	Police General	295-08-080-085-422000	Supplies-Operating-Other Operating Supplies	Supplies	Baseline Spending	Essential Operations	Police	19,215	65,306	25,000	126,570	-
295	Governmental	Special Revenue Fund	Police	Police General	295-08-080-085-439000	Services & Charges-Other-Misc Charges & Svcs	Other Services & Charges	Baseline Spending	Essential Operations	Police	43,835	44,622	25,000	45,000	-
295	Governmental	Special Revenue Fund	Police	Police General	295-08-080-085-439006	Services & Charges-Other-Education & Training	Education & Training	Baseline Spending	Essential Operations	Administration	-	300	-	-	-
295	Governmental	Special Revenue Fund	Police	Police General	295-08-080-085-445001	Capital Outlay-Machinery & Equip-Police Equipment	Capital	Baseline Spending	Maintenance of Current Capital	Fleet Replacement	-	-	-	215,909	-
299	Governmental	Special Revenue Fund	Police	Police General	299-08-080-088-422000	Supplies-Operating-Other Operating Supplies	Supplies	Baseline Spending	Essential Operations	Police	-	-	6,000	6,000	6,000
299	Governmental	Special Revenue Fund	Police	Police General	299-08-080-088-445000	Capital Outlay-Machinery & Equip-Motor Equipment	Capital	Baseline Spending	Maintenance of Current Capital	Fleet Replacement	22,100	43,499	45,000	45,000	22,500
299	Governmental	Special Revenue Fund	Police	Police General	299-08-080-088-445001	Capital Outlay-Machinery & Equip-Police Equipment	Capital	Baseline Spending	Maintenance of Current Capital	Fleet Replacement	-	-	-	-	-
312	Governmental	Debt Service Fund	Venues Parks & Arts	Park Capital	312-11-207-278-438100	Services & Charges-Debt Service-Principal	Debt Service Principal	Baseline Spending	Debt Service	Debt Service	30,000	60,000	65,000	65,000	65,000
312	Governmental	Debt Service Fund	Venues Parks & Arts	Park Capital	312-11-207-278-438200	Services & Charges-Debt Service-Interest	Debt Service Interest & Fees	Baseline Spending	Debt Service	Debt Service	19,560	33,000	31,200	31,200	29,250
312	Governmental	Debt Service Fund	Venues Parks & Arts	Park Capital	312-11-207-279-438100	Services & Charges-Debt Service-Principal	Debt Service Principal	Baseline Spending	Debt Service	Debt Service	35,000	80,000	80,000	80,000	85,000
312	Governmental	Debt Service Fund	Venues Parks & Arts	Park Capital	312-11-207-279-438200	Services & Charges-Debt Service-Interest	Debt Service Interest & Fees	Baseline Spending	Debt Service	Debt Service	25,369	42,900	40,500	40,500	38,100
312	Governmental	Debt Service Fund	Venues Parks & Arts	Park Capital	312-11-207-280-438100	Services & Charges-Debt Service-Principal	Debt Service Principal	Baseline Spending	Debt Service	Debt Service	25,000	60,000	60,000	60,000	65,000
312	Governmental	Debt Service Fund	Venues Parks & Arts	Park Capital	312-11-207-280-438200	Services & Charges-Debt Service-Interest	Debt Service Interest & Fees	Baseline Spending	Debt Service	Debt Service	18,614	31,488	29,688	29,688	27,888
312	Governmental	Debt Service Fund	Venues Parks & Arts	Park Capital	312-11-207-281-438100	Services & Charges-Debt Service-Principal	Debt Service Principal	Baseline Spending	Debt Service	Debt Service	30,000	70,000	70,000	70,000	75,000
312	Governmental	Debt Service Fund	Venues Parks & Arts	Park Capital	312-11-207-281-438200	Services & Charges-Debt Service-Interest	Debt Service Interest & Fees	Baseline Spending	Debt Service	Debt Service	22,073	37,338	35,238	35,238	33,138
312	Governmental	Debt Service Fund	Venues Parks & Arts	Park Capital	312-11-207-282-438100	Services & Charges-Debt Service-Principal	Debt Service Principal	Baseline Spending	Debt Service	Debt Service	20,000	45,000	45,000	45,000	50,000
312	Governmental	Debt Service Fund	Venues Parks & Arts	Park Capital	312-11-207-282-438200	Services & Charges-Debt Service-Interest	Debt Service Interest & Fees	Baseline Spending	Debt Service	Debt Service	14,286	24,188	22,838	22,838	21,413
312	Governmental	Debt Service Fund	Venues Parks & Arts	Park Capital	312-11-207-283-438100	Services & Charges-Debt Service-Principal	Debt Service Principal	Baseline Spending	Debt Service	Debt Service	30,000	65,000	65,000	65,000	65,000
312	Governmental	Debt Service Fund	Venues Parks & Arts	Park Capital	312-11-207-283-438200	Services & Charges-Debt Service-Interest	Debt Service Interest & Fees	Baseline Spending	Debt Service	Debt Service	19,845	33,500	31,550	31,550	29,600
312	Governmental	Debt Service Fund	Venues Parks & Arts	Park Capital	312-11-207-284-438100	Services & Charges-Debt Service-Principal	Debt Service Principal	Baseline Spending	Debt Service	Debt Service	40,000	85,000	85,000	85,000	90,000
312	Governmental	Debt Service Fund	Venues Parks & Arts	Park Capital	312-11-207-284-438200	Services & Charges-Debt Service-Interest	Debt Service Interest & Fees	Baseline Spending	Debt Service	Debt Service	26,579	44,875	42,325	42,325	39,700
312	Governmental	Debt Service Fund	Venues Parks & Arts	Park Capital	312-11-207-285-438100	Services & Charges-Debt Service-Principal	Debt Service Principal	Baseline Spending	Debt Service	Debt Service	45,000	105,000	105,000	105,000	110,000

Fund	Fund Classification	Fund Type	Department	Subdivision	Account	Main Account Description	Category	Strategic / Baseline Category 1	Strategic / Baseline Category 2	Strategic / Baseline Category 3	2018 ACTUAL	2019 ACTUAL	2020 ORIGINAL BUDGET	2020 AMENDED BUDGET	2021 PROPOSED BUDGET
312	Governmental	Debt Service Fund	Venues Parks & Arts	Park Capital	312-11-207-285-438200	Services & Charges-Debt Service-Interest	Debt Service Interest & Fees	Baseline Spending	Debt Service	Debt Service	32,458	54,900	51,750	51,750	48,525
312	Governmental	Debt Service Fund	Venues Parks & Arts	Park Capital	312-11-207-286-438100	Services & Charges-Debt Service-Principal	Debt Service Principal	Baseline Spending	Debt Service	Debt Service	45,000	95,000	100,000	100,000	105,000
312	Governmental	Debt Service Fund	Venues Parks & Arts	Park Capital	312-11-207-286-438200	Services & Charges-Debt Service-Interest	Debt Service Interest & Fees	Baseline Spending	Debt Service	Debt Service	30,741	51,960	49,036	49,036	46,035
312	Governmental	Debt Service Fund	Venues Parks & Arts	Park Capital	312-11-207-287-438100	Services & Charges-Debt Service-Principal	Debt Service Principal	Baseline Spending	Debt Service	Debt Service	25,000	50,000	50,000	50,000	55,000
312	Governmental	Debt Service Fund	Venues Parks & Arts	Park Capital	312-11-207-287-438200	Services & Charges-Debt Service-Interest	Debt Service Interest & Fees	Baseline Spending	Debt Service	Debt Service	16,108	27,163	25,663	25,663	24,163
312	Governmental	Debt Service Fund	Venues Parks & Arts	Park Capital	312-11-207-288-438100	Services & Charges-Debt Service-Principal	Debt Service Principal	Baseline Spending	Debt Service	Debt Service	25,000	55,000	60,000	60,000	60,000
312	Governmental	Debt Service Fund	Venues Parks & Arts	Park Capital	312-11-207-288-438200	Services & Charges-Debt Service-Interest	Debt Service Interest & Fees	Baseline Spending	Debt Service	Debt Service	17,670	29,830	28,180	28,180	26,380
315	Redevelopment	Redevelopment Fund	Community Investment	Redevelopment Commission	315-10-102-121-438100	Services & Charges-Debt Service-Principal	Debt Service Principal	Baseline Spending	Debt Service	Debt Service	-	-	-	-	-
315	Redevelopment	Redevelopment Fund	Community Investment	Redevelopment Commission	315-10-102-121-438200	Services & Charges-Debt Service-Interest	Debt Service Interest & Fees	Baseline Spending	Debt Service	Debt Service	-	-	-	-	-
315	Redevelopment	Redevelopment Fund	Community Investment	Redevelopment Commission	315-10-102-121-452000	Other Uses-Interfund Transfer Out-Transfers Out	Interfund Transfers Out	Baseline Spending	Interfund Transfers	Interfund Transfers	17,155	23,962	20,000	20,000	30,000
324	Redevelopment	TIF Fund	Community Investment	Redevelopment Commission	324-10-102-121-438100	Services & Charges-Debt Service-Principal	Debt Service Principal	Baseline Spending	Debt Service	Debt Service	2,806,409	4,038,315	3,750,570	3,750,570	3,808,193
324	Redevelopment	TIF Fund	Community Investment	Redevelopment Commission	324-10-102-121-438200	Services & Charges-Debt Service-Interest	Debt Service Interest & Fees	Baseline Spending	Debt Service	Debt Service	1,025,682	1,197,275	1,027,120	1,027,120	874,363
324	Redevelopment	TIF Fund	Community Investment	Redevelopment Commission	324-10-102-121-438300	Services & Charges-Debt Service-Paying Agent Fees	Debt Service Interest & Fees	Baseline Spending	Debt Service	Debt Service	600	1,100	1,100	1,100	1,500
324	Redevelopment	TIF Fund	Community Investment	Redevelopment Commission	324-10-102-121-445008	Capital Outlay-Machinery & Equip-Other Equipment	Capital	Baseline Spending	Maintenance of Current Capital	Fleet Replacement	89,202	-	-	-	-
324	Redevelopment	TIF Fund	Community Investment	Redevelopment Commission	324-10-102-121-452000	Other Uses-Interfund Transfer Out-Transfers Out	Interfund Transfers Out	Baseline Spending	Interfund Transfers	Interfund Transfers	4,267,975	4,266,098	4,264,294	4,264,294	5,013,803
328	Redevelopment	Redevelopment Fund	Community Investment	Redevelopment Commission	328-10-102-121-438100	Services & Charges-Debt Service-Principal	Debt Service Principal	Baseline Spending	Debt Service	Debt Service	-	-	-	-	-
328	Redevelopment	Redevelopment Fund	Community Investment	Redevelopment Commission	328-10-102-121-438200	Services & Charges-Debt Service-Interest	Debt Service Interest & Fees	Baseline Spending	Debt Service	Debt Service	-	-	-	-	-
328	Redevelopment	Redevelopment Fund	Community Investment	Redevelopment Commission	328-10-102-121-452000	Other Uses-Interfund Transfer Out-Transfers Out	Interfund Transfers Out	Baseline Spending	Interfund Transfers	Interfund Transfers	28,681	40,061	40,000	40,000	40,000
350	Governmental	Debt Service Fund	Fire	Fire General	350-09-090-098-438100	Services & Charges-Debt Service-Principal	Debt Service Principal	Baseline Spending	Debt Service	Debt Service	75,000	170,000	195,000	195,000	205,000
350	Governmental	Debt Service Fund	Fire	Fire General	350-09-090-098-438200	Services & Charges-Debt Service-Interest	Debt Service Interest & Fees	Baseline Spending	Debt Service	Debt Service	45,663	151,706	146,231	146,231	140,307
351	Governmental	Special Revenue Fund	Mayor's Office	Mayor	351-01-010-010-410001	Personnel-Salaries & Wages-Salaried Wages	Salaries & Wages	Baseline Spending	Essential Operations	Administration	-	-	-	553,098	-
352	Governmental	Debt Service Fund	Community Investment	Redevelopment Commission	352-10-102-121-438100	Services & Charges-Debt Service-Principal	Debt Service Principal	Baseline Spending	Debt Service	Debt Service	-	-	-	-	650,000
352	Governmental	Debt Service Fund	Community Investment	Redevelopment Commission	352-10-102-121-438200	Services & Charges-Debt Service-Interest	Debt Service Interest & Fees	Baseline Spending	Debt Service	Debt Service	-	-	-	-	377,750
352	Governmental	Debt Service Fund	Community Investment	Redevelopment Commission	352-10-102-121-438400	Services & Charges-Debt Service-Bond Issuance Costs	Debt Service Interest & Fees	Baseline Spending	Debt Service	Debt Service	-	293,022	-	-	-
401	Governmental	Capital Projects Fund	Venues Parks & Arts	Four Winds/Coveleski Stadium	401-11-201-202-436001	Services & Charges-Repairs & Maint-Building R&M	Repairs & Maintenance	Baseline Spending	Maintenance of Current Capital	Fleet & Building Maintenance	1,249	38,513	30,000	30,000	30,000
401	Governmental	Capital Projects Fund	Venues Parks & Arts	Four Winds/Coveleski Stadium	401-11-201-202-444000	Capital Outlay-Impv Other Than Bldgs-Land Improvement	Capital	Baseline Spending	Essential Operations	Park Maintenance	10,000	32,955	-	-	-
404	Governmental	Special Revenue Fund	Admin & Finance	General City	404-04-040-040-431000	Services & Charges-Professional-Other Professional Svcs	Other	Baseline Spending	Essential Operations	Administration	112,312	245,828	-	191,360	-
404	Governmental	Special Revenue Fund	Admin & Finance	General City	404-04-040-040-436001	Services & Charges-Repairs & Maint-Building R&M	Repairs & Maintenance	Baseline Spending	Maintenance of Current Capital	Fleet & Building Maintenance	808,815	725,734	762,271	910,578	762,271
404	Governmental	Special Revenue Fund	Admin & Finance	Finance	404-04-040-040-437005	Services & Charges-Rentals-Parking Space Rental	Other Services & Charges	Baseline Spending	Essential Operations	Administration	17,052	17,562	21,420	21,420	21,420
404	Governmental	Special Revenue Fund	Admin & Finance	Finance	404-04-040-040-439000	Services & Charges-Other-Misc Charges & Svcs	Other Services & Charges	Baseline Spending	Essential Operations	Administration	152,965	1,691	157,000	157,000	157,000
404	Governmental	Special Revenue Fund	Admin & Finance	Finance	404-04-040-040-439004	Services & Charges-Other-Dues & Memberships	Other Services & Charges	Baseline Spending	Essential Operations	Administration	31,310	31,923	32,400	32,400	32,400
404	Governmental	Special Revenue Fund	Admin & Finance	Finance	404-04-040-040-439007	Services & Charges-Other-Election Expense	Other Services & Charges	Baseline Spending	Essential Operations	Administration	-	187,026	-	-	-
404	Governmental	Special Revenue Fund	Admin & Finance	General City	404-04-040-040-452000	Other Uses-Interfund Transfer Out-Transfers Out	Interfund Transfers Out	Baseline Spending	Interfund Transfers	Interfund Transfers	-	-	1,523,741	1,523,741	2,950,000
404	Governmental	Special Revenue Fund	Admin & Finance	General City	404-04-040-040-452004	Other Uses-Interfund Transfer Out-Allocations-Liability Ins	Other Interfund Allocations	Baseline Spending	Interfund Transfers	Interfund Transfers	6,873	8,631	8,633	8,633	9,753
404	Governmental	Special Revenue Fund	Admin & Finance	Finance	404-04-400-041-431004	Services & Charges-Professional-Accounting	Professional Services	Baseline Spending	Essential Operations	Administration	-	22,973	-	-	-
404	Governmental	Special Revenue Fund	Legal Department	Legal Dept	404-05-050-050-431001	Services & Charges-Professional-Legal Services	Professional Services	Baseline Spending	Essential Operations	Administration	57,389	10,400	50,000	50,000	15,000
404	Governmental	Special Revenue Fund	Public Works	Streets	404-06-602-503-452000	Other Uses-Interfund Transfer Out-Transfers Out	Interfund Transfers Out	Baseline Spending	Interfund Transfers	Interfund Transfers	-	1,937,750	2,387,750	2,387,750	-
404	Governmental	Special Revenue Fund	Public Works	Curb & Sidewalk	404-06-602-505-452000	Other Uses-Interfund Transfer Out-Transfers Out	Interfund Transfers Out	Baseline Spending	Interfund Transfers	Interfund Transfers	1,500,000	1,500,000	1,500,000	1,500,000	1,500,000
404	Governmental	Special Revenue Fund	Public Works	Street Signals & Lighting	404-06-602-507-435001	Services & Charges-Utility Services-Electric	Utilities	Baseline Spending	Essential Operations	Streets	1,614,522	1,729,535	1,554,725	1,554,725	1,585,820
404	Governmental	Special Revenue Fund	Innovation & Technology	Information Technology	404-07-071-071-422006	Supplies-Operating-Computer Supplies & Equipment	Supplies	Baseline Spending	Essential Operations	Administration	-	-	-	1,500	-
404	Governmental	Special Revenue Fund	Innovation & Technology	Information Technology	404-07-071-071-431000	Services & Charges-Professional-Other Professional Svcs	Professional Services	Baseline Spending	Essential Operations	Administration	495	1,346,250	-	1,675,250	-
404	Governmental	Special Revenue Fund	Innovation & Technology	Information Technology	404-07-071-071-433001	Services & Charges-Printing & Ad-Outside Printing Services	Printing & Advertising	Baseline Spending	Essential Operations	Administration	-	-	-	500	-

Fund	Fund Classification	Fund Type	Department	Subdivision	Account	Main Account Description	Category	Strategic / Baseline Category 1	Strategic / Baseline Category 2	Strategic / Baseline Category 3	2018 ACTUAL	2019 ACTUAL	2020 ORIGINAL BUDGET	2020 AMENDED BUDGET	2021 PROPOSED BUDGET
404	Governmental	Special Revenue Fund	Innovation & Technology	Information Technology	404-07-071-071-438100	Services & Charges-Debt Service-Principal	Debt Service Principal	Baseline Spending	Debt Service	Debt Service	-	26,855	32,479	32,479	-
404	Governmental	Special Revenue Fund	Innovation & Technology	Information Technology	404-07-071-071-438200	Services & Charges-Debt Service-Interest	Debt Service Interest & Fees	Baseline Spending	Debt Service	Debt Service	-	2,307	935	935	-
404	Governmental	Special Revenue Fund	Police	Police General	404-08-080-085-437003	Services & Charges-Rentals-Office Space	Other Services & Charges	Baseline Spending	Essential Operations	Police	40,000	40,000	40,000	40,000	40,000
404	Governmental	Special Revenue Fund	Police	Police General	404-08-080-088-422001	Supplies-Operating-C.S. Gasoline	Supplies	Baseline Spending	Essential Operations	Police	497,175	-	-	-	-
404	Governmental	Special Revenue Fund	Police	Police General	404-08-080-088-436003	Services & Charges-Repairs & Maint-Auto Equip R&M	Repairs & Maintenance	Baseline Spending	Maintenance of Current Capital	Fleet & Building Maintenance	661,610	-	-	-	-
404	Governmental	Special Revenue Fund	Police	Police General	404-08-080-088-438100	Services & Charges-Debt Service-Principal	Debt Service Principal	Baseline Spending	Debt Service	Debt Service	1,519,775	1,530,325	1,587,740	1,587,740	1,735,565
404	Governmental	Special Revenue Fund	Police	Police General	404-08-080-088-438200	Services & Charges-Debt Service-Interest	Debt Service Interest & Fees	Baseline Spending	Debt Service	Debt Service	126,666	88,414	97,017	97,017	93,820
404	Governmental	Special Revenue Fund	Fire	Fire General	404-09-090-098-422001	Supplies-Operating-C.S. Gasoline	Supplies	Baseline Spending	Essential Operations	Fire/EMS	166,390	-	-	-	-
404	Governmental	Special Revenue Fund	Fire	Fire General	404-09-090-098-452000	Other Uses-Interfund Transfer Out-Transfers Out	Interfund Transfers Out	Baseline Spending	Interfund Transfers	Interfund Transfers	-	926,579	-	-	-
404	Governmental	Special Revenue Fund	Community Investment	Community Investment	404-10-101-120-439300	Services & Charges-Other-Grants & Subsidies	Grants & Subsidies	Baseline Spending	Essential Operations	Administration	819,126	852,253	-	807,949	-
404	Governmental	Special Revenue Fund	Community Investment	Community Investment	404-10-101-120-441000	Capital Outlay-Land	Capital	Baseline Spending	Essential Operations	Administration	91,395	41,431	-	150,658	-
404	Governmental	Special Revenue Fund	Community Investment	Community Investment	404-10-101-120-442001	Capital Outlay-Infrastructure-Streets & Alleys	Capital	Baseline Spending	Essential Operations	Administration	24,243	131,152	-	270,478	-
404	Governmental	Special Revenue Fund	Community Investment	Community Investment	404-10-101-120-444000	Capital Outlay-Impv Other Than Bldgs-Land Improvement	Capital	Baseline Spending	Essential Operations	Administration	11,493	50,000	-	-	-
404	Governmental	Special Revenue Fund	Community Investment	Community Investment	404-10-101-120-452000	Other Uses-Interfund Transfer Out-Transfers Out	Interfund Transfers Out	Baseline Spending	Interfund Transfers	Interfund Transfers	-	-	150,000	150,000	-
404	Governmental	Special Revenue Fund	Venues Parks & Arts	Park Maintenance	404-11-201-201-439000	Services & Charges-Other-Misc Charges & Svcs	Other Services & Charges	Baseline Spending	Essential Operations	Park Maintenance	189,133	351,050	1,008,672	1,008,672	687,829
404	Governmental	Special Revenue Fund	Venues Parks & Arts	Park Maintenance	404-11-201-201-452000	Other Uses-Interfund Transfer Out-Transfers Out	Interfund Transfers Out	Baseline Spending	Interfund Transfers	Interfund Transfers	1,287,600	400,000	800,000	800,000	962,716
404	Governmental	Special Revenue Fund	Code Enforcement	Neighborhood Code Enforcement	404-12-300-100-431000	Services & Charges-Professional-Other Professional Svcs	Professional Services	Baseline Spending	Essential Operations	Neighborhood Code Enforcement	-	529	-	-	-
406	Governmental	Capital Projects Fund	Police	Police General	406-08-080-088-438100	Services & Charges-Debt Service-Principal	Debt Service Principal	Baseline Spending	Debt Service	Debt Service	549,419	498,598	550,179	550,179	370,109
406	Governmental	Capital Projects Fund	Police	Police General	406-08-080-088-438200	Services & Charges-Debt Service-Interest	Debt Service Interest & Fees	Baseline Spending	Debt Service	Debt Service	25,983	40,678	37,638	37,638	25,590
406	Governmental	Capital Projects Fund	Venues Parks & Arts	Park Capital	406-11-206-273-444000	Capital Outlay-Impv Other Than Bldgs-Land Improvement	Capital	Baseline Spending	Essential Operations	Administration	-	271,112	-	14,388	-
407	Governmental	Capital Projects Fund	Admin & Finance	General City	407-04-040-040-452000	Other Uses-Interfund Transfer Out-Transfers Out	Interfund Transfers Out	Baseline Spending	Interfund Transfers	Interfund Transfers	249,500	-	-	-	-
407	Governmental	Capital Projects Fund	Venues Parks & Arts	Park Administration	407-11-201-201-452000	Other Uses-Interfund Transfer Out-Transfers Out	Interfund Transfers Out	Baseline Spending	Interfund Transfers	Interfund Transfers	-	-	250,000	250,000	262,145
407	Governmental	Capital Projects Fund	Venues Parks & Arts	Regional Cities Grant	407-11-206-273-444000	Capital Outlay-Impv Other Than Bldgs-Land Improvement	Capital	Baseline Spending	Essential Operations	Administration	-	28,000	-	-	-
408	Governmental	Special Revenue Fund	Admin & Finance	General City	408-04-040-040-452000	Other Uses-Interfund Transfer Out-Transfers Out	Interfund Transfers Out	Baseline Spending	Interfund Transfers	Interfund Transfers	2,996,975	-	76,233	76,233	-
408	Governmental	Special Revenue Fund	Admin & Finance	Finance	408-04-400-041-431004	Services & Charges-Professional-Accounting	Professional Services	Baseline Spending	Essential Operations	Administration	-	19,365	-	-	-
408	Governmental	Special Revenue Fund	Public Works	Streets	408-06-602-503-436003	Services & Charges-Repairs & Maint-Auto Equip R&M	Repairs & Maintenance	Baseline Spending	Maintenance of Current Capital	Fleet & Building Maintenance	-	445,439	-	-	-
408	Governmental	Special Revenue Fund	Public Works	Streets	408-06-602-503-436008	Services & Charges-Repairs & Maint-Street Maint	Supplies	Baseline Spending	Essential Operations	Streets	-	-	(488,684)	(3,391,903)	(1,017,221)
408	Governmental	Special Revenue Fund	Public Works	Streets	408-06-602-503-452000	Other Uses-Interfund Transfer Out-Transfers Out	Interfund Transfers Out	Baseline Spending	Interfund Transfers	Interfund Transfers	1,937,750	-	-	-	-
408	Governmental	Special Revenue Fund	Police	PSAP	408-08-080-082-431018	Services & Charges-Professional-PSAP County Payment	Professional Services	Baseline Spending	Essential Operations	Police	2,395,284	2,818,011	2,799,865	2,799,865	2,849,226
408	Governmental	Special Revenue Fund	Police	PSAP	408-08-080-082-438100	Services & Charges-Debt Service-Principal	Debt Service Principal	Baseline Spending	Debt Service	Debt Service	-	-	-	-	139,344
408	Governmental	Special Revenue Fund	Police	PSAP	408-08-080-082-438200	Services & Charges-Debt Service-Interest	Debt Service Interest & Fees	Baseline Spending	Debt Service	Debt Service	-	-	-	-	59,928
408	Governmental	Special Revenue Fund	Community Investment	Community Investment	408-10-101-120-439300	Services & Charges-Other-Grants & Subsidies	Grants & Subsidies	Baseline Spending	Essential Operations	Administration	-	-	-	-	-
408	Governmental	Special Revenue Fund	Community Investment	Community Investment	408-10-101-120-439300	Services & Charges-Other-Grants & Subsidies	Grants & Subsidies	Baseline Spending	Essential Operations	Administration	-	-	-	-	-
408	Governmental	Special Revenue Fund	Community Investment	Community Investment	408-10-101-120-441000	Capital Outlay-Land	Capital	Baseline Spending	Essential Operations	Administration	-	427,769	-	87,185	-
408	Governmental	Special Revenue Fund	Community Investment	Community Investment	408-10-101-120-444000	Capital Outlay-Impv Other Than Bldgs-Land Improvement	Capital	Baseline Spending	Essential Operations	Administration	49,830	-	-	-	-
408	Governmental	Special Revenue Fund	Community Investment	Community Investment	408-10-101-120-452000	Other Uses-Interfund Transfer Out-Transfers Out	Interfund Transfers Out	Baseline Spending	Interfund Transfers	Interfund Transfers	-	2,206,690	2,288,899	2,288,899	1,867,880
408	Governmental	Special Revenue Fund	Venues Parks & Arts	Potawatomi Zoo	408-11-204-290-439300	Services & Charges-Other-Grants & Subsidies	Grants & Subsidies	Baseline Spending	Essential Operations	Park Maintenance	100,000	-	-	-	-
408	Governmental	Special Revenue Fund	Venues Parks & Arts	Park Capital	408-11-207-276-438300	Services & Charges-Debt Service-Paying Agent Fees	Debt Service Interest & Fees	Baseline Spending	Debt Service	Debt Service	750	750	750	750	1,000
408	Governmental	Special Revenue Fund	Venues Parks & Arts	Park Capital	408-11-207-276-452000	Other Uses-Interfund Transfer Out-Transfers Out	Interfund Transfers Out	Baseline Spending	Interfund Transfers	Interfund Transfers	-	409,270	377,756	377,756	376,007
408	Governmental	Special Revenue Fund	Venues Parks & Arts	Park Capital	408-11-207-291-438100	Services & Charges-Debt Service-Principal	Debt Service Principal	Baseline Spending	Debt Service	Debt Service	-	100,000	165,000	165,000	175,000
408	Governmental	Special Revenue Fund	Venues Parks & Arts	Park Capital	408-11-207-291-438200	Services & Charges-Debt Service-Interest	Debt Service Interest & Fees	Baseline Spending	Debt Service	Debt Service	-	114,487	155,900	155,900	149,100
408	Governmental	Special Revenue Fund	Venues Parks & Arts	Park Capital	408-11-207-291-438300	Services & Charges-Debt Service-Paying Agent Fees	Debt Service Interest & Fees	Baseline Spending	Debt Service	Debt Service	-	-	2,000	2,000	2,500

Fund	Fund Classification	Fund Type	Department	Subdivision	Account	Main Account Description	Category	Strategic / Baseline Category 1	Strategic / Baseline Category 2	Strategic / Baseline Category 3	2018 ACTUAL	2019 ACTUAL	2020 ORIGINAL BUDGET	2020 AMENDED BUDGET	2021 PROPOSED BUDGET
408	Governmental	Special Revenue Fund	Code Enforcement	Neighborhood Code Enforcement	408-12-300-100-439000	Services & Charges-Other-Misc Charges & Svcs	Other Services & Charges	Baseline Spending	Essential Operations	Neighborhood Code Enforcement	441,088	-	-	-	-
408	Governmental	Special Revenue Fund	Code Enforcement	Neighborhood Code Enforcement	408-12-300-100-452000	Other Uses-Interfund Transfer Out-Transfers Out	Interfund Transfers Out	Baseline Spending	Interfund Transfers	Interfund Transfers	817,164	2,288,841	2,184,021	2,184,021	2,064,502
408	Governmental	Special Revenue Fund	Code Enforcement	NEAT Crew	408-12-300-101-452000	Other Uses-Interfund Transfer Out-Transfers Out	Interfund Transfers Out	Baseline Spending	Interfund Transfers	Interfund Transfers	-	-	-	-	569,415
408	Governmental	Special Revenue Fund	Code Enforcement	Rental Unit Inspection	408-12-300-102-452000	Other Uses-Interfund Transfer Out-Transfers Out	Interfund Transfers Out	Baseline Spending	Interfund Transfers	Interfund Transfers	-	75,718	245,626	245,626	241,527
408	Governmental	Special Revenue Fund	Code Enforcement	Unsafe Building	408-12-300-104-452000	Other Uses-Interfund Transfer Out-Transfers Out	Interfund Transfers Out	Baseline Spending	Interfund Transfers	Interfund Transfers	-	-	544,158	544,158	-
408	Governmental	Special Revenue Fund	Code Enforcement	Animal Resource Center	408-12-301-105-452000	Other Uses-Interfund Transfer Out-Transfers Out	Interfund Transfers Out	Baseline Spending	Interfund Transfers	Interfund Transfers	820,662	845,841	891,414	891,414	915,832
410	Governmental	Special Revenue Fund	Community Investment	Community Investment	410-10-101-120-438100	Services & Charges-Debt Service-Principal	Debt Service Principal	Baseline Spending	Debt Service	Debt Service	486,081	60,000	40,000	40,000	24,000
412	Governmental	Capital Projects Fund	Public Works	Streets	412-06-600-506-423002	Supplies-Repair & Maint-Street Material	Supplies	Baseline Spending	Essential Operations	Streets	-	-	-	-	450,000
412	Governmental	Capital Projects Fund	Public Works	Local Roads & Streets	412-06-600-506-436001	Services & Charges-Repairs & Maint-Building R&M	Repairs & Maintenance	Baseline Spending	Maintenance of Current Capital	Fleet & Building Maintenance	671,364	710,820	-	142,099	-
416	Governmental	Capital Projects Fund	Venues Parks & Arts	Morris PAC	416-11-220-292-436001	Services & Charges-Repairs & Maint-Building R&M	Repairs & Maintenance	Baseline Spending	Maintenance of Current Capital	Fleet & Building Maintenance	63,882	21,435	55,000	146,759	25,000
416	Governmental	Capital Projects Fund	Venues Parks & Arts	Morris PAC	416-11-220-292-443001	Capital Outlay-Buildings-Building Improvements	Capital	Baseline Spending	Maintenance of Current Capital	Fleet & Building Maintenance	-	-	-	333,224	-
416	Governmental	Capital Projects Fund	Venues Parks & Arts	Morris PAC	416-11-220-292-445004	Capital Outlay-Machinery & Equip-Theater Equipment	Capital	Baseline Spending	Maintenance of Current Capital	Fleet Replacement	74,492	14,149	40,000	40,000	-
433	Redevelopment	Redevelopment Fund	Community Investment	Redevelopment Commission	433-10-102-121-452000	Other Uses-Interfund Transfer Out-Transfers Out	Interfund Transfers Out	Baseline Spending	Interfund Transfers	Interfund Transfers	28,100	-	-	-	-
436	Redevelopment	TIF Fund	Community Investment	Redevelopment Commission	436-10-102-121-438100	Services & Charges-Debt Service-Principal	Debt Service Principal	Baseline Spending	Debt Service	Debt Service	376,417	392,522	409,383	409,383	427,038
436	Redevelopment	TIF Fund	Community Investment	Redevelopment Commission	436-10-102-121-438200	Services & Charges-Debt Service-Interest	Debt Service Interest & Fees	Baseline Spending	Debt Service	Debt Service	116,911	100,806	83,945	83,945	66,291
436	Redevelopment	TIF Fund	Community Investment	Redevelopment Commission	436-10-102-121-438300	Services & Charges-Debt Service-Paying Agent Fees	Debt Service Interest & Fees	Baseline Spending	Debt Service	Debt Service	-	1,500	1,500	1,500	2,000
436	Redevelopment	TIF Fund	Community Investment	Redevelopment Commission	436-10-102-121-452000	Other Uses-Interfund Transfer Out-Transfers Out	Interfund Transfers Out	Baseline Spending	Interfund Transfers	Interfund Transfers	4,693,972	3,769,003	3,864,125	3,864,125	4,180,375
450	Governmental	Capital Projects Fund	Venues Parks & Arts	Palais Royale	450-11-221-293-436001	Services & Charges-Repairs & Maint-Building R&M	Repairs & Maintenance	Baseline Spending	Maintenance of Current Capital	Fleet & Building Maintenance	-	38,779	35,000	69,160	35,000
451	Governmental	Capital Projects Fund	Fire	Fire General	451-09-090-098-438300	Services & Charges-Debt Service-Paying Agent Fees	Debt Service Interest & Fees	Baseline Spending	Debt Service	Debt Service	10,250	-	-	-	-
451	Governmental	Capital Projects Fund	Fire	Fire General	451-09-090-098-438400	Services & Charges-Debt Service-Bond Issuance Costs	Debt Service Interest & Fees	Baseline Spending	Debt Service	Debt Service	204,883	-	-	-	-
451	Governmental	Capital Projects Fund	Fire	Fire General	451-09-090-098-443001	Capital Outlay-Buildings-Building Improvements	Capital	Baseline Spending	Maintenance of Current Capital	Fleet & Building Maintenance	1,420,290	3,143,446	-	89,311	-
452	Governmental	Capital Projects Fund	Venues Parks & Arts	Park Capital	452-11-206-289-431000	Services & Charges-Professional-Other Professional Svcs	Capital	Baseline Spending	Essential Operations	Administration	76,591	102,085	-	40,369	-
452	Governmental	Capital Projects Fund	Venues Parks & Arts	Park Capital	452-11-206-289-431002	Services & Charges-Professional-Engineering & Architectural	Capital	Baseline Spending	Essential Operations	Administration	108,800	538,775	-	318,272	-
452	Governmental	Capital Projects Fund	Venues Parks & Arts	Park Capital	452-11-206-289-438400	Services & Charges-Debt Service-Bond Issuance Costs	Debt Service Interest & Fees	Baseline Spending	Debt Service	Debt Service	259,773	-	-	-	-
452	Governmental	Capital Projects Fund	Venues Parks & Arts	Park Capital	452-11-206-289-444000	Capital Outlay-Impv Other Than Bldgs-Land Improvement	Capital	Baseline Spending	Essential Operations	Administration	223,104	5,812,395	-	3,607,905	-
452	Governmental	Capital Projects Fund	Venues Parks & Arts	Park Capital	452-11-206-289-445003	Capital Outlay-Machinery & Equip-Park Equipment	Capital	Baseline Spending	Maintenance of Current Capital	Fleet Replacement	-	83,182	-	125,818	-
453	Governmental	Capital Projects Fund	Venues Parks & Arts	Park Capital	453-11-204-291-438400	Services & Charges-Debt Service-Bond Issuance Costs	Debt Service Interest & Fees	Baseline Spending	Debt Service	Debt Service	148,135	-	-	-	-
453	Governmental	Capital Projects Fund	Venues Parks & Arts	Park Capital	453-11-204-291-444000	Capital Outlay-Impv Other Than Bldgs-Land Improvement	Capital	Baseline Spending	Essential Operations	Administration	439,955	3,166,419	-	133,581	-
455	Governmental	Capital Projects Fund	Public Works	Local Roads & Streets	455-06-602-503-452000	Other Uses-Interfund Transfer Out-Transfers Out	Interfund Transfers Out	Baseline Spending	Interfund Transfers	Interfund Transfers	-	-	-	-	1,000,000
471	Governmental	Capital Projects Fund	Venues Parks & Arts	Park Capital	471-11-206-277-438400	Services & Charges-Debt Service-Bond Issuance Costs	Debt Service Interest & Fees	Baseline Spending	Debt Service	Debt Service	17,750	-	-	-	-
471	Governmental	Capital Projects Fund	Venues Parks & Arts	Park Capital	471-11-206-278-443001	Capital Outlay-Buildings-Building Improvements	Capital	Baseline Spending	Maintenance of Current Capital	Fleet & Building Maintenance	223,823	-	-	-	-
471	Governmental	Capital Projects Fund	Venues Parks & Arts	Park Capital	471-11-206-278-444000	Capital Outlay-Impv Other Than Bldgs-Land Improvement	Capital	Baseline Spending	Essential Operations	Administration	19,000	842,454	-	73,054	-
471	Governmental	Capital Projects Fund	Venues Parks & Arts	Park Capital	471-11-206-279-444000	Capital Outlay-Impv Other Than Bldgs-Land Improvement	Capital	Baseline Spending	Essential Operations	Administration	368,718	1,041,033	-	34,349	-
471	Governmental	Capital Projects Fund	Venues Parks & Arts	Park Capital	471-11-206-280-431000	Services & Charges-Professional-Other Professional Svcs	Capital	Baseline Spending	Essential Operations	Administration	42,622	-	-	-	-
471	Governmental	Capital Projects Fund	Venues Parks & Arts	Park Capital	471-11-206-280-444000	Capital Outlay-Impv Other Than Bldgs-Land Improvement	Capital	Baseline Spending	Essential Operations	Administration	-	-	-	1,012,378	-
471	Governmental	Capital Projects Fund	Venues Parks & Arts	Park Capital	471-11-206-281-444000	Capital Outlay-Impv Other Than Bldgs-Land Improvement	Capital	Baseline Spending	Essential Operations	Administration	6,633	69,413	-	1,179,955	-
471	Governmental	Capital Projects Fund	Venues Parks & Arts	Park Capital	471-11-206-282-444000	Capital Outlay-Impv Other Than Bldgs-Land Improvement	Capital	Baseline Spending	Essential Operations	Administration	-	-	-	804,000	-
471	Governmental	Capital Projects Fund	Venues Parks & Arts	Park Capital	471-11-206-283-431000	Services & Charges-Professional-Other Professional Svcs	Capital	Baseline Spending	Essential Operations	Administration	30,674	-	-	-	-
471	Governmental	Capital Projects Fund	Venues Parks & Arts	Park Capital	471-11-206-283-444000	Capital Outlay-Impv Other Than Bldgs-Land Improvement	Capital	Baseline Spending	Essential Operations	Administration	-	-	-	1,101,326	-
471	Governmental	Capital Projects Fund	Venues Parks & Arts	Park Capital	471-11-206-284-431000	Services & Charges-Professional-Other Professional Svcs	Capital	Baseline Spending	Essential Operations	Administration	56,596	-	-	-	-
471	Governmental	Capital Projects Fund	Venues Parks & Arts	Park Capital	471-11-206-284-444000	Capital Outlay-Impv Other Than Bldgs-Land Improvement	Capital	Baseline Spending	Essential Operations	Administration	-	162,500	-	1,301,904	-
471	Governmental	Capital Projects Fund	Venues Parks & Arts	Park Capital	471-11-206-285-443001	Capital Outlay-Buildings-Building Improvements	Capital	Baseline Spending	Maintenance of Current Capital	Fleet & Building Maintenance	-	-	-	164,571	-

Fund	Fund Classification	Fund Type	Department	Subdivision	Account	Main Account Description	Category	Strategic / Baseline Category 1	Strategic / Baseline Category 2	Strategic / Baseline Category 3	2018 ACTUAL	2019 ACTUAL	2020 ORIGINAL BUDGET	2020 AMENDED BUDGET	2021 PROPOSED BUDGET
471	Governmental	Capital Projects Fund	Venues Parks & Arts	Park Capital	471-11-206-285-444000	Capital Outlay-Impv Other Than Bldgs-Land Improvement	Capital	Baseline Spending	Essential Operations	Administration	-	886,000	-	860,629	-
471	Governmental	Capital Projects Fund	Venues Parks & Arts	Park Capital	471-11-206-286-431000	Services & Charges-Professional-Other Professional Svcs	Capital	Baseline Spending	Essential Operations	Administration	-	15,000	-	6,464	-
471	Governmental	Capital Projects Fund	Venues Parks & Arts	Park Capital	471-11-206-286-444000	Capital Outlay-Impv Other Than Bldgs-Land Improvement	Capital	Baseline Spending	Essential Operations	Administration	305,281	1,163,907	-	162,926	-
471	Governmental	Capital Projects Fund	Venues Parks & Arts	Park Capital	471-11-206-287-444000	Capital Outlay-Impv Other Than Bldgs-Land Improvement	Capital	Baseline Spending	Essential Operations	Administration	(2,304)	-	-	907,304	-
471	Governmental	Capital Projects Fund	Venues Parks & Arts	Park Capital	471-11-206-288-444000	Capital Outlay-Impv Other Than Bldgs-Land Improvement	Capital	Baseline Spending	Essential Operations	Administration	34,300	10,800	-	960,900	-
600	Enterprise	Enterprise Fund	Code Enforcement	Neighborhood Code Enforc	600-12-300-100-410001	Personnel-Salaries & Wages-Salaried Wages	Salaries & Wages	Baseline Spending	Essential Operations	Neighborhood Code Enforcement	653,022	768,127	-	-	-
600	Enterprise	Enterprise Fund	Code Enforcement	Neighborhood Code Enforc	600-12-300-100-410003	Personnel-Salaries & Wages-Permanent Part Time	Salaries & Wages	Baseline Spending	Essential Operations	Neighborhood Code Enforcement	64,849	33,565	-	-	-
600	Enterprise	Enterprise Fund	Code Enforcement	Neighborhood Code Enforc	600-12-300-100-410005	Personnel-Salaries & Wages-Seasonal & Interns	Salaries & Wages	Baseline Spending	Essential Operations	Neighborhood Code Enforcement	81	2,306	-	-	-
600	Enterprise	Enterprise Fund	Code Enforcement	Neighborhood Code Enforc	600-12-300-100-411001	Personnel-Employee Benefits-FICA Regular	Fringe Benefits	Baseline Spending	Essential Operations	Neighborhood Code Enforcement	53,091	60,178	-	-	-
600	Enterprise	Enterprise Fund	Code Enforcement	Neighborhood Code Enforc	600-12-300-100-411004	Personnel-Employee Benefits-PERF Regular	Fringe Benefits	Baseline Spending	Essential Operations	Neighborhood Code Enforcement	72,525	87,112	-	-	-
600	Enterprise	Enterprise Fund	Code Enforcement	Neighborhood Code Enforc	600-12-300-100-411008	Personnel-Employee Benefits-Health Insurance	Fringe Benefits	Baseline Spending	Essential Operations	Neighborhood Code Enforcement	192,429	137,023	-	-	-
600	Enterprise	Enterprise Fund	Code Enforcement	Neighborhood Code Enforc	600-12-300-100-411009	Personnel-Employee Benefits-Life Insurance	Fringe Benefits	Baseline Spending	Essential Operations	Neighborhood Code Enforcement	1,780	1,985	-	-	-
600	Enterprise	Enterprise Fund	Code Enforcement	Neighborhood Code Enforc	600-12-300-100-411014	Personnel-Employee Benefits-Parental Leave	Fringe Benefits	Baseline Spending	Essential Operations	Neighborhood Code Enforcement	1,201	1,689	-	-	-
600	Enterprise	Enterprise Fund	Code Enforcement	Neighborhood Code Enforc	600-12-300-100-421000	Supplies-Office-Other Office Supplies	Supplies	Baseline Spending	Essential Operations	Neighborhood Code Enforcement	4,180	-	-	-	-
600	Enterprise	Enterprise Fund	Code Enforcement	Neighborhood Code Enforc	600-12-300-100-421001	Supplies-Office-Official Records	Supplies	Baseline Spending	Essential Operations	Neighborhood Code Enforcement	8,633	5,108	-	-	-
600	Enterprise	Enterprise Fund	Code Enforcement	Neighborhood Code Enforc	600-12-300-100-421002	Supplies-Office-Stationary & Printing	Supplies	Baseline Spending	Essential Operations	Neighborhood Code Enforcement	6,910	3,578	-	4,654	-
600	Enterprise	Enterprise Fund	Code Enforcement	Neighborhood Code Enforc	600-12-300-100-421005	Supplies-Office-Print Shop Jobs Supplies	Supplies	Baseline Spending	Essential Operations	Neighborhood Code Enforcement	1,192	1,812	-	-	-
600	Enterprise	Enterprise Fund	Code Enforcement	Neighborhood Code Enforc	600-12-300-100-422000	Supplies-Operating-Other Operating Supplies	Supplies	Baseline Spending	Essential Operations	Neighborhood Code Enforcement	8,037	7,706	-	-	-
600	Enterprise	Enterprise Fund	Code Enforcement	Neighborhood Code Enforc	600-12-300-100-422001	Supplies-Operating-C.S. Gasoline	Supplies	Baseline Spending	Essential Operations	Neighborhood Code Enforcement	14,486	16,811	-	-	-
600	Enterprise	Enterprise Fund	Code Enforcement	Neighborhood Code Enforc	600-12-300-100-422005	Supplies-Operating-Uniforms	Supplies	Baseline Spending	Essential Operations	Neighborhood Code Enforcement	3,449	4,134	-	-	-
600	Enterprise	Enterprise Fund	Code Enforcement	Neighborhood Code Enforc	600-12-300-100-423000	Supplies-Repair & Maint-Other R&M Supplies	Supplies	Baseline Spending	Maintenance of Current Capital	Fleet & Building Maintenance	-	220	-	-	-
600	Enterprise	Enterprise Fund	Code Enforcement	Neighborhood Code Enforc	600-12-300-100-423006	Supplies-Repair & Maint-Small Tools & Equipment	Supplies	Baseline Spending	Essential Operations	Neighborhood Code Enforcement	-	-	-	401	-
600	Enterprise	Enterprise Fund	Code Enforcement	Neighborhood Code Enforc	600-12-300-100-431000	Services & Charges-Professional-Other Professional Svcs	Professional Services	Baseline Spending	Essential Operations	Neighborhood Code Enforcement	113,267	97,247	-	-	-
600	Enterprise	Enterprise Fund	Code Enforcement	Neighborhood Code Enforc	600-12-300-100-431014	Services & Charges-Professional-Collection Costs	Professional Services	Baseline Spending	Essential Operations	Neighborhood Code Enforcement	2,858	985	-	-	-
600	Enterprise	Enterprise Fund	Code Enforcement	Neighborhood Code Enforc	600-12-300-100-432002	Services & Charges-Communication & Transp-Mailing	Other Services & Charges	Baseline Spending	Essential Operations	Neighborhood Code Enforcement	16,276	25,385	-	-	-
600	Enterprise	Enterprise Fund	Code Enforcement	Neighborhood Code Enforc	600-12-300-100-432003	Services & Charges-Communication & Transp-Travel	Travel	Baseline Spending	Essential Operations	Neighborhood Code Enforcement	4,716	6,121	-	-	-
600	Enterprise	Enterprise Fund	Code Enforcement	Neighborhood Code Enforc	600-12-300-100-432004	Services & Charges-Communication & Transp-Telecommunications	Other Services & Charges	Baseline Spending	Essential Operations	Neighborhood Code Enforcement	6,216	5,931	-	-	-
600	Enterprise	Enterprise Fund	Code Enforcement	Neighborhood Code Enforc	600-12-300-100-433002	Services & Charges-Printing & Ad-Publication of Legal Notice	Printing & Advertising	Baseline Spending	Essential Operations	Neighborhood Code Enforcement	8,771	11,255	-	-	-
600	Enterprise	Enterprise Fund	Code Enforcement	Neighborhood Code Enforc	600-12-300-100-436001	Services & Charges-Repairs & Maint-Building R&M	Repairs & Maintenance	Baseline Spending	Maintenance of Current Capital	Fleet & Building Maintenance	-	1,423	-	-	-
600	Enterprise	Enterprise Fund	Code Enforcement	Neighborhood Code Enforc	600-12-300-100-436002	Services & Charges-Repairs & Maint-Office Equip R&M	Repairs & Maintenance	Baseline Spending	Maintenance of Current Capital	Fleet & Building Maintenance	2,050	-	-	-	-
600	Enterprise	Enterprise Fund	Code Enforcement	Neighborhood Code Enforc	600-12-300-100-436003	Services & Charges-Repairs & Maint-Auto Equip R&M	Repairs & Maintenance	Baseline Spending	Maintenance of Current Capital	Fleet & Building Maintenance	23,478	34,568	-	-	-
600	Enterprise	Enterprise Fund	Code Enforcement	Neighborhood Code Enforc	600-12-300-100-436006	Services & Charges-Repairs & Maint-Radio Equip R&M	Repairs & Maintenance	Baseline Spending	Maintenance of Current Capital	Fleet & Building Maintenance	7,325	7,822	-	-	-
600	Enterprise	Enterprise Fund	Code Enforcement	Neighborhood Code Enforc	600-12-300-100-438100	Services & Charges-Debt Service-Principal	Debt Service Principal	Baseline Spending	Debt Service	Debt Service	54,669	65,004	-	-	-
600	Enterprise	Enterprise Fund	Code Enforcement	Neighborhood Code Enforc	600-12-300-100-438200	Services & Charges-Debt Service-Interest	Debt Service Interest & Fees	Baseline Spending	Debt Service	Debt Service	5,300	4,136	-	-	-
600	Enterprise	Enterprise Fund	Code Enforcement	Neighborhood Code Enforc	600-12-300-100-439000	Services & Charges-Other-Misc Charges & Svcs	Other Services & Charges	Baseline Spending	Essential Operations	Neighborhood Code Enforcement	33,093	34,968	-	25,406	-
600	Enterprise	Enterprise Fund	Code Enforcement	Neighborhood Code Enforc	600-12-300-100-439003	Services & Charges-Other-Subscriptions	Other Services & Charges	Baseline Spending	Essential Operations	Neighborhood Code Enforcement	-	187	-	-	-
600	Enterprise	Enterprise Fund	Code Enforcement	Neighborhood Code Enforc	600-12-300-100-439004	Services & Charges-Other-Dues & Memberships	Other Services & Charges	Baseline Spending	Essential Operations	Neighborhood Code Enforcement	240	-	-	-	-
600	Enterprise	Enterprise Fund	Code Enforcement	Neighborhood Code Enforc	600-12-300-100-439005	Services & Charges-Other-Bank & Credit Card Fees	Other Services & Charges	Baseline Spending	Essential Operations	Neighborhood Code Enforcement	1,026	1,310	-	-	-
600	Enterprise	Enterprise Fund	Code Enforcement	Neighborhood Code Enforc	600-12-300-100-439006	Services & Charges-Other-Education & Training	Education & Training	Baseline Spending	Essential Operations	Neighborhood Code Enforcement	6,089	6,873	-	-	-
600	Enterprise	Enterprise Fund	Code Enforcement	Neighborhood Code Enforc	600-12-300-100-439018	Services & Charges-Other-Demolition & Clearance	Other Services & Charges	Baseline Spending	Essential Operations	Neighborhood Code Enforcement	-	-	-	200,000	-
600	Enterprise	Enterprise Fund	Code Enforcement	Neighborhood Code Enforc	600-12-300-100-439100	Services & Charges-Other-Refunds/Awards/Indemnities	Other Services & Charges	Baseline Spending	Essential Operations	Neighborhood Code Enforcement	1,084	472	-	-	-
600	Enterprise	Enterprise Fund	Code Enforcement	Neighborhood Code Enforc	600-12-300-100-452002	Other Uses-Interfund Transfer Out-Allocations-Admin Cost	Other Interfund Allocations	Baseline Spending	Interfund Transfers	Interfund Transfers	54,220	61,977	-	-	-

Fund	Fund Classification	Fund Type	Department	Subdivision	Account	Main Account Description	Category	Strategic / Baseline Category 1	Strategic / Baseline Category 2	Strategic / Baseline Category 3	2018 ACTUAL	2019 ACTUAL	2020 ORIGINAL BUDGET	2020 AMENDED BUDGET	2021 PROPOSED BUDGET
600	Enterprise	Enterprise Fund	Code Enforcement	Neighborhood Code Enforcement	600-12-300-100-452003	Other Uses-Interfund Transfer Out-Allocations-IT	Other Interfund Allocations	Baseline Spending	Interfund Transfers	Interfund Transfers	230,499	356,410	-	-	-
600	Enterprise	Enterprise Fund	Code Enforcement	Neighborhood Code Enforcement	600-12-300-100-452004	Other Uses-Interfund Transfer Out-Allocations-Liability Ins	Other Interfund Allocations	Baseline Spending	Interfund Transfers	Interfund Transfers	43,012	58,325	-	-	-
600	Enterprise	Enterprise Fund	Code Enforcement	Neighborhood Code Enforcement	600-12-300-100-452006	Other Uses-Interfund Transfer Out-Allocations-Print Shop	Other Interfund Allocations	Baseline Spending	Interfund Transfers	Interfund Transfers	8,004	7,205	-	-	-
600	Enterprise	Enterprise Fund	Code Enforcement	Neighborhood Code Enforcement	600-12-300-100-452007	Other Uses-Interfund Transfer Out-Allocations-Central Stores	Other Interfund Allocations	Baseline Spending	Interfund Transfers	Interfund Transfers	4,565	4,488	-	-	-
600	Enterprise	Enterprise Fund	Code Enforcement	Rental Unit Inspection	600-12-300-102-438100	Services & Charges-Debt Service-Principal	Debt Service Principal	Baseline Spending	Debt Service	Debt Service	7,382	15,094	-	-	-
600	Enterprise	Enterprise Fund	Code Enforcement	Rental Unit Inspection	600-12-300-102-438200	Services & Charges-Debt Service-Interest	Debt Service Interest & Fees	Baseline Spending	Debt Service	Debt Service	1,169	2,008	-	-	-
600	Enterprise	Enterprise Fund	Code Enforcement	Animal Resource Center	600-12-301-105-423000	Supplies-Repair & Maint-Other R&M Supplies	Supplies	Baseline Spending	Maintenance of Current Capital	Fleet & Building Maintenance	620	686	-	-	-
600	Enterprise	Enterprise Fund	Code Enforcement	Animal Resource Center	600-12-301-105-436001	Services & Charges-Repairs & Maint-Building R&M	Repairs & Maintenance	Baseline Spending	Maintenance of Current Capital	Fleet & Building Maintenance	6,642	25,066	-	10,203	-
600	Enterprise	Enterprise Fund	Code Enforcement	Animal Resource Center	600-12-301-105-436002	Services & Charges-Repairs & Maint-Office Equip R&M	Repairs & Maintenance	Baseline Spending	Maintenance of Current Capital	Fleet & Building Maintenance	1,001	-	-	-	-
600	Enterprise	Enterprise Fund	Code Enforcement	Animal Resource Center	600-12-301-105-436003	Services & Charges-Repairs & Maint-Auto Equip R&M	Repairs & Maintenance	Baseline Spending	Maintenance of Current Capital	Fleet & Building Maintenance	9,701	7,617	-	-	-
600	Enterprise	Enterprise Fund	Code Enforcement	Animal Resource Center	600-12-301-105-436006	Services & Charges-Repairs & Maint-Radio Equip R&M	Repairs & Maintenance	Baseline Spending	Maintenance of Current Capital	Fleet & Building Maintenance	2,049	3,441	-	-	-
600	Enterprise	Enterprise Fund	Code Enforcement	Animal Resource Center	600-12-301-105-438100	Services & Charges-Debt Service-Principal	Debt Service Principal	Baseline Spending	Debt Service	Debt Service	2,272	-	-	-	-
600	Enterprise	Enterprise Fund	Code Enforcement	Animal Resource Center	600-12-301-105-438200	Services & Charges-Debt Service-Interest	Debt Service Interest & Fees	Baseline Spending	Debt Service	Debt Service	666	-	-	-	-
600	Enterprise	Enterprise Fund	Code Enforcement	Animal Resource Center	600-12-301-105-445006	Capital Outlay-Machinery & Equip-Computer Equip/Network	Capital	Baseline Spending	Maintenance of Current Capital	Fleet Replacement	80,000	-	-	-	-
600	Enterprise	Enterprise Fund	Code Enforcement	Animal Resource Center	600-12-301-105-445008	Capital Outlay-Machinery & Equip-Other Equipment	Capital	Baseline Spending	Maintenance of Current Capital	Fleet Replacement	-	31,987	-	-	-
600	Enterprise	Enterprise Fund	Code Enforcement	Animal Resource Center	600-12-301-105-452002	Other Uses-Interfund Transfer Out-Allocations-Admin Cost	Other Interfund Allocations	Baseline Spending	Interfund Transfers	Interfund Transfers	26,000	32,974	-	-	-
600	Enterprise	Enterprise Fund	Code Enforcement	Animal Resource Center	600-12-301-105-452003	Other Uses-Interfund Transfer Out-Allocations-IT	Other Interfund Allocations	Baseline Spending	Interfund Transfers	Interfund Transfers	81,088	75,909	-	-	-
600	Enterprise	Enterprise Fund	Code Enforcement	Animal Resource Center	600-12-301-105-452004	Other Uses-Interfund Transfer Out-Allocations-Liability Ins	Other Interfund Allocations	Baseline Spending	Interfund Transfers	Interfund Transfers	4,474	5,046	-	-	-
600	Enterprise	Enterprise Fund	Code Enforcement	Animal Resource Center	600-12-301-105-452006	Other Uses-Interfund Transfer Out-Allocations-Print Shop	Other Interfund Allocations	Baseline Spending	Interfund Transfers	Interfund Transfers	2,244	2,025	-	-	-
600	Enterprise	Enterprise Fund	Code Enforcement	Animal Resource Center	600-12-301-105-452007	Other Uses-Interfund Transfer Out-Allocations-Central Stores	Other Interfund Allocations	Baseline Spending	Interfund Transfers	Interfund Transfers	5,883	6,491	-	-	-
600	Enterprise	Enterprise Fund	Code Enforcement	Animal Resource Center	600-12-301-105-452008	Other Uses-Interfund Transfer Out-Allocations-Payroll Cost	Other Interfund Allocations	Baseline Spending	Interfund Transfers	Interfund Transfers	-	73,304	-	-	-
600	Enterprise	Enterprise Fund	Building Department	Building Dept	600-13-060-060-410001	Personnel-Salaries & Wages-Salaried Wages	Salaries & Wages	Baseline Spending	Essential Operations	Building Dept	681,787	716,916	874,667	874,667	800,589
600	Enterprise	Enterprise Fund	Building Department	Building Dept	600-13-060-060-411001	Personnel-Employee Benefits-FICA Regular	Fringe Benefits	Baseline Spending	Essential Operations	Building Dept	50,918	53,121	66,963	66,963	61,296
600	Enterprise	Enterprise Fund	Building Department	Building Dept	600-13-060-060-411004	Personnel-Employee Benefits-PERF Regular	Fringe Benefits	Baseline Spending	Essential Operations	Building Dept	76,490	80,145	98,037	98,037	89,740
600	Enterprise	Enterprise Fund	Building Department	Building Dept	600-13-060-060-411007	Personnel-Employee Benefits-Unemployment Comp	Fringe Benefits	Baseline Spending	Essential Operations	Building Dept	-	-	87	87	240
600	Enterprise	Enterprise Fund	Building Department	Building Dept	600-13-060-060-411008	Personnel-Employee Benefits-Health Insurance	Fringe Benefits	Baseline Spending	Essential Operations	Building Dept	185,095	133,568	165,886	165,886	154,276
600	Enterprise	Enterprise Fund	Building Department	Building Dept	600-13-060-060-411009	Personnel-Employee Benefits-Life Insurance	Fringe Benefits	Baseline Spending	Essential Operations	Building Dept	1,640	1,740	1,920	1,920	1,800
600	Enterprise	Enterprise Fund	Building Department	Building Dept	600-13-060-060-411014	Personnel-Employee Benefits-Parental Leave	Fringe Benefits	Baseline Spending	Essential Operations	Building Dept	1,708	1,609	3,061	3,061	2,802
600	Enterprise	Enterprise Fund	Building Department	Building Dept	600-13-060-060-411205	Personnel-Employee Benefits-Parking Allowance	Fringe Benefits	Baseline Spending	Essential Operations	Building Dept	2,700	2,665	3,120	3,120	3,660
600	Enterprise	Enterprise Fund	Building Department	Building Dept	600-13-060-060-411206	Personnel-Employee Benefits-Cell Phone Allowance	Fringe Benefits	Baseline Spending	Essential Operations	Building Dept	1,025	660	660	660	660
600	Enterprise	Enterprise Fund	Building Department	Building Dept	600-13-060-060-421002	Supplies-Office-Stationary & Printing	Supplies	Baseline Spending	Essential Operations	Building Dept	11,229	3,731	3,500	8,742	3,806
600	Enterprise	Enterprise Fund	Building Department	Building Dept	600-13-060-060-421005	Supplies-Office-Print Shop Jobs Supplies	Supplies	Baseline Spending	Essential Operations	Building Dept	163	41	-	-	-
600	Enterprise	Enterprise Fund	Building Department	Building Dept	600-13-060-060-422001	Supplies-Operating-C.S. Gasoline	Supplies	Baseline Spending	Essential Operations	Building Dept	10,422	10,534	16,076	16,076	12,555
600	Enterprise	Enterprise Fund	Building Department	Building Dept	600-13-060-060-431000	Services & Charges-Professional-Other Professional Svcs	Professional Services	Baseline Spending	Essential Operations	Building Dept	4,454	-	10,000	10,650	8,000
600	Enterprise	Enterprise Fund	Building Department	Building Dept	600-13-060-060-432002	Services & Charges-Communication & Transp-Mailing	Other Services & Charges	Baseline Spending	Essential Operations	Building Dept	1,153	1,343	3,000	3,000	1,370
600	Enterprise	Enterprise Fund	Building Department	Building Dept	600-13-060-060-432003	Services & Charges-Communication & Transp-Travel	Travel	Baseline Spending	Essential Operations	Building Dept	3,450	684	6,000	6,000	6,000
600	Enterprise	Enterprise Fund	Building Department	Building Dept	600-13-060-060-432004	Services & Charges-Communication & Transp-Telecommunications	Other Services & Charges	Baseline Spending	Essential Operations	Building Dept	2,274	-	3,672	3,672	3,745
600	Enterprise	Enterprise Fund	Building Department	Building Dept	600-13-060-060-433001	Services & Charges-Printing & Ad-Outside Printing Services	Printing & Advertising	Baseline Spending	Essential Operations	Building Dept	700	492	3,493	3,493	3,563
600	Enterprise	Enterprise Fund	Building Department	Building Dept	600-13-060-060-433002	Services & Charges-Printing & Ad-Publication of Legal Notice	Printing & Advertising	Baseline Spending	Essential Operations	Building Dept	-	3,317	1,200	1,200	1,200
600	Enterprise	Enterprise Fund	Building Department	Building Dept	600-13-060-060-436001	Services & Charges-Repairs & Maint-Building R&M	Repairs & Maintenance	Baseline Spending	Maintenance of Current Capital	Fleet & Building Maintenance	10,000	10,000	10,000	10,000	10,000
600	Enterprise	Enterprise Fund	Building Department	Building Dept	600-13-060-060-436003	Services & Charges-Repairs & Maint-Auto Equip R&M	Repairs & Maintenance	Baseline Spending	Maintenance of Current Capital	Fleet & Building Maintenance	20,553	8,871	15,000	15,000	15,000
600	Enterprise	Enterprise Fund	Building Department	Building Dept	600-13-060-060-438100	Services & Charges-Debt Service-Principal	Debt Service Principal	Baseline Spending	Debt Service	Debt Service	42,475	46,342	42,727	42,727	43,021

Fund	Fund Classification	Fund Type	Department	Subdivision	Account	Main Account Description	Category	Strategic / Baseline Category 1	Strategic / Baseline Category 2	Strategic / Baseline Category 3	2018 ACTUAL	2019 ACTUAL	2020 ORIGINAL BUDGET	2020 AMENDED BUDGET	2021 PROPOSED BUDGET
600	Enterprise	Enterprise Fund	Building Department	Building Dept	600-13-060-060-438200	Services & Charges-Debt Service-Interest	Debt Service Interest & Fees	Baseline Spending	Debt Service	Debt Service	3,749	3,141	2,225	2,225	1,358
600	Enterprise	Enterprise Fund	Building Department	Building Dept	600-13-060-060-439000	Services & Charges-Other-Misc Charges & Svcs	Other Services & Charges	Baseline Spending	Essential Operations	Building Dept	476	877	10,000	6,400	5,000
600	Enterprise	Enterprise Fund	Building Department	Building Dept	600-13-060-060-439004	Services & Charges-Other-Dues & Memberships	Other Services & Charges	Baseline Spending	Essential Operations	Building Dept	1,710	1,525	2,600	2,600	2,600
600	Enterprise	Enterprise Fund	Building Department	Building Dept	600-13-060-060-439005	Services & Charges-Other-Bank & Credit Card Fees	Other Services & Charges	Baseline Spending	Essential Operations	Building Dept	-	-	-	3,600	3,000
600	Enterprise	Enterprise Fund	Building Department	Building Dept	600-13-060-060-439006	Services & Charges-Other-Education & Training	Education & Training	Baseline Spending	Essential Operations	Building Dept	3,190	2,859	3,500	3,500	3,500
600	Enterprise	Enterprise Fund	Building Department	Building Dept	600-13-060-060-439100	Services & Charges-Other-Refunds/Awards/Indemnities	Other Services & Charges	Baseline Spending	Essential Operations	Building Dept	37,702	203	1,000	2,500	1,000
600	Enterprise	Enterprise Fund	Building Department	Building Dept	600-13-060-060-439999	Services & Charges-Other-Bad Debt Expense	Other Services & Charges	Baseline Spending	Essential Operations	Building Dept	350	-	300	300	300
600	Enterprise	Enterprise Fund	Building Department	Building Dept	600-13-060-060-445000	Capital Outlay-Machinery & Equip-Motor Equipment	Capital	Baseline Spending	Maintenance of Current Capital	Fleet Replacement	-	-	50,000	50,000	-
600	Enterprise	Enterprise Fund	Building Department	Building Dept	600-13-060-060-452000	Other Uses-Interfund Transfer Out-Transfers Out	Interfund Transfers Out	Baseline Spending	Interfund Transfers	Interfund Transfers	-	158,943	-	-	-
600	Enterprise	Enterprise Fund	Building Department	Building Dept	600-13-060-060-452002	Other Uses-Interfund Transfer Out-Allocations-Admin Cost	Other Interfund Allocations	Baseline Spending	Interfund Transfers	Interfund Transfers	45,742	56,243	58,462	58,462	82,695
600	Enterprise	Enterprise Fund	Building Department	Building Dept	600-13-060-060-452003	Other Uses-Interfund Transfer Out-Allocations-IT	Other Interfund Allocations	Baseline Spending	Interfund Transfers	Interfund Transfers	282,841	184,950	91,792	91,792	109,903
600	Enterprise	Enterprise Fund	Building Department	Building Dept	600-13-060-060-452004	Other Uses-Interfund Transfer Out-Allocations-Liability Ins	Other Interfund Allocations	Baseline Spending	Interfund Transfers	Interfund Transfers	6,114	8,165	4,014	4,014	2,087
600	Enterprise	Enterprise Fund	Building Department	Building Dept	600-13-060-060-452006	Other Uses-Interfund Transfer Out-Allocations-Print Shop	Other Interfund Allocations	Baseline Spending	Interfund Transfers	Interfund Transfers	1,712	1,603	-	-	-
600	Enterprise	Enterprise Fund	Building Department	Building Dept	600-13-060-060-452007	Other Uses-Interfund Transfer Out-Allocations-Central Stores	Other Interfund Allocations	Baseline Spending	Interfund Transfers	Interfund Transfers	682	1,062	-	-	-
600	Enterprise	Enterprise Fund	Building Department	Building Dept	600-13-060-060-452008	Other Uses-Interfund Transfer Out-Allocations-Payroll Cost	Other Interfund Allocations	Baseline Spending	Interfund Transfers	Interfund Transfers	-	-	174,531	174,531	175,765
601	Enterprise	Enterprise Fund	Venues Parks & Arts	Parking Garages	601-11-240-460-436001	Services & Charges-Repairs & Maint-Building R&M	Repairs & Maintenance	Baseline Spending	Maintenance of Current Capital	Fleet & Building Maintenance	8	-	-	-	-
601	Enterprise	Enterprise Fund	Venues Parks & Arts	Parking Garages	601-11-240-460-445006	Capital Outlay-Machinery & Equip-Computer Equip/Network	Capital	Baseline Spending	Maintenance of Current Capital	Fleet Replacement	-	-	10,000	10,000	10,000
601	Enterprise	Enterprise Fund	Venues Parks & Arts	Parking Garages	601-11-240-460-452002	Other Uses-Interfund Transfer Out-Allocations-Admin Cost	Other Interfund Allocations	Baseline Spending	Interfund Transfers	Interfund Transfers	3,034	3,632	4,470	4,470	3,900
601	Enterprise	Enterprise Fund	Venues Parks & Arts	Parking Garages	601-11-240-460-452004	Other Uses-Interfund Transfer Out-Allocations-Liability Ins	Other Interfund Allocations	Baseline Spending	Interfund Transfers	Interfund Transfers	1,598	-	-	-	-
601	Enterprise	Enterprise Fund	Venues Parks & Arts	Parking Garages	601-11-240-461-452008	Other Uses-Interfund Transfer Out-Allocations-Payroll Cost	Other Interfund Allocations	Baseline Spending	Interfund Transfers	Interfund Transfers	-	-	-	-	86,746
601	Enterprise	Enterprise Fund	Venues Parks & Arts	Parking Garages	601-11-240-462-436001	Services & Charges-Repairs & Maint-Building R&M	Repairs & Maintenance	Baseline Spending	Maintenance of Current Capital	Fleet & Building Maintenance	14,601	57,194	105,000	250,039	65,000
601	Enterprise	Enterprise Fund	Venues Parks & Arts	Parking Garages	601-11-240-462-443001	Capital Outlay-Buildings-Building Improvements	Capital	Baseline Spending	Maintenance of Current Capital	Fleet & Building Maintenance	-	-	75,000	75,000	90,000
601	Enterprise	Enterprise Fund	Venues Parks & Arts	Parking Garages	601-11-240-462-452002	Other Uses-Interfund Transfer Out-Allocations-Admin Cost	Other Interfund Allocations	Baseline Spending	Interfund Transfers	Interfund Transfers	8,779	10,821	20,924	20,924	16,418
601	Enterprise	Enterprise Fund	Venues Parks & Arts	Parking Garages	601-11-240-462-452004	Other Uses-Interfund Transfer Out-Allocations-Liability Ins	Other Interfund Allocations	Baseline Spending	Interfund Transfers	Interfund Transfers	789	1,317	1,043	1,043	3,313
601	Enterprise	Enterprise Fund	Venues Parks & Arts	Parking Garages	601-11-240-462-452009	Other Uses-Interfund Transfer Out-Allocations-Facilities Mgt	Other Interfund Allocations	Baseline Spending	Interfund Transfers	Interfund Transfers	-	-	1,008	1,008	935
601	Enterprise	Enterprise Fund	Venues Parks & Arts	Parking Garages	601-11-240-463-436001	Services & Charges-Repairs & Maint-Building R&M	Repairs & Maintenance	Baseline Spending	Maintenance of Current Capital	Fleet & Building Maintenance	37,127	42,386	105,000	101,121	40,000
601	Enterprise	Enterprise Fund	Venues Parks & Arts	Parking Garages	601-11-240-463-443001	Capital Outlay-Buildings-Building Improvements	Capital	Baseline Spending	Maintenance of Current Capital	Fleet & Building Maintenance	-	44,650	55,000	210,350	100,000
601	Enterprise	Enterprise Fund	Venues Parks & Arts	Parking Garages	601-11-240-463-452002	Other Uses-Interfund Transfer Out-Allocations-Admin Cost	Other Interfund Allocations	Baseline Spending	Interfund Transfers	Interfund Transfers	12,963	15,699	26,725	26,725	21,345
601	Enterprise	Enterprise Fund	Venues Parks & Arts	Parking Garages	601-11-240-463-452004	Other Uses-Interfund Transfer Out-Allocations-Liability Ins	Other Interfund Allocations	Baseline Spending	Interfund Transfers	Interfund Transfers	3,144	3,681	3,727	3,727	5,701
601	Enterprise	Enterprise Fund	Venues Parks & Arts	Parking Garages	601-11-240-463-452009	Other Uses-Interfund Transfer Out-Allocations-Facilities Mgt	Other Interfund Allocations	Baseline Spending	Interfund Transfers	Interfund Transfers	-	-	1,620	1,620	1,701
601	Enterprise	Enterprise Fund	Venues Parks & Arts	Parking Garages	601-11-240-464-436001	Services & Charges-Repairs & Maint-Building R&M	Repairs & Maintenance	Baseline Spending	Maintenance of Current Capital	Fleet & Building Maintenance	7,357	27,214	105,000	100,300	20,000
601	Enterprise	Enterprise Fund	Venues Parks & Arts	Parking Garages	601-11-240-464-443001	Capital Outlay-Buildings-Building Improvements	Capital	Baseline Spending	Maintenance of Current Capital	Fleet & Building Maintenance	-	-	50,000	218,330	100,000
601	Enterprise	Enterprise Fund	Venues Parks & Arts	Parking Garages	601-11-240-464-452002	Other Uses-Interfund Transfer Out-Allocations-Admin Cost	Other Interfund Allocations	Baseline Spending	Interfund Transfers	Interfund Transfers	8,104	10,122	20,051	20,051	14,321
601	Enterprise	Enterprise Fund	Venues Parks & Arts	Parking Garages	601-11-240-464-452004	Other Uses-Interfund Transfer Out-Allocations-Liability Ins	Other Interfund Allocations	Baseline Spending	Interfund Transfers	Interfund Transfers	2,533	3,754	3,757	3,757	5,655
601	Enterprise	Enterprise Fund	Venues Parks & Arts	Parking Garages	601-11-240-464-452009	Other Uses-Interfund Transfer Out-Allocations-Facilities Mgt	Other Interfund Allocations	Baseline Spending	Interfund Transfers	Interfund Transfers	-	-	874	874	818
610	Enterprise	Enterprise Fund	Public Works	Solid Waste	610-06-603-512-410001	Personnel-Salaries & Wages-Salaried Wages	Salaries & Wages	Baseline Spending	Essential Operations	Solid Waste	237,583	243,792	272,005	272,005	272,821
610	Enterprise	Enterprise Fund	Public Works	Solid Waste	610-06-603-512-410002	Personnel-Salaries & Wages-Teamster Wages	Salaries & Wages	Baseline Spending	Essential Operations	Solid Waste	704,467	685,713	756,588	756,588	768,583
610	Enterprise	Enterprise Fund	Public Works	Solid Waste	610-06-603-512-410004	Personnel-Salaries & Wages-Extra & Overtime	Salaries & Wages	Baseline Spending	Essential Operations	Solid Waste	124,328	99,213	101,781	101,781	102,813
610	Enterprise	Enterprise Fund	Public Works	Solid Waste	610-06-603-512-410007	Personnel-Salaries & Wages-Longevity Pay	Salaries & Wages	Baseline Spending	Essential Operations	Solid Waste	900	1,250	1,900	1,900	2,400
610	Enterprise	Enterprise Fund	Public Works	Solid Waste	610-06-603-512-410014	Personnel-Salaries & Wages-Contract Add Pays	Salaries & Wages	Baseline Spending	Essential Operations	Solid Waste	-	100	-	-	-
610	Enterprise	Enterprise Fund	Public Works	Solid Waste	610-06-603-512-411001	Personnel-Employee Benefits-FICA Regular	Fringe Benefits	Baseline Spending	Essential Operations	Solid Waste	81,304	77,556	87,564	87,564	88,661
610	Enterprise	Enterprise Fund	Public Works	Solid Waste	610-06-603-512-411004	Personnel-Employee Benefits-PERF Regular	Fringe Benefits	Baseline Spending	Essential Operations	Solid Waste	117,700	115,758	128,198	128,198	129,805

Fund	Fund Classification	Fund Type	Department	Subdivision	Account	Main Account Description	Category	Strategic / Baseline Category 1	Strategic / Baseline Category 2	Strategic / Baseline Category 3	2018 ACTUAL	2019 ACTUAL	2020 ORIGINAL BUDGET	2020 AMENDED BUDGET	2021 PROPOSED BUDGET
610	Enterprise	Enterprise Fund	Public Works	Solid Waste	610-06-603-512-411005	Personnel-Employee Benefits-PERF Union	Fringe Benefits	Baseline Spending	Essential Operations	Solid Waste	6,700	5,496	13,037	13,037	13,240
610	Enterprise	Enterprise Fund	Public Works	Solid Waste	610-06-603-512-411007	Personnel-Employee Benefits-Unemployment Comp	Fringe Benefits	Baseline Spending	Essential Operations	Solid Waste	-	-	113	113	312
610	Enterprise	Enterprise Fund	Public Works	Solid Waste	610-06-603-512-411008	Personnel-Employee Benefits-Health Insurance	Fringe Benefits	Baseline Spending	Essential Operations	Solid Waste	281,510	208,439	268,710	268,710	268,710
610	Enterprise	Enterprise Fund	Public Works	Solid Waste	610-06-603-512-411009	Personnel-Employee Benefits-Life Insurance	Fringe Benefits	Baseline Spending	Essential Operations	Solid Waste	2,334	2,368	2,880	2,880	2,880
610	Enterprise	Enterprise Fund	Public Works	Solid Waste	610-06-603-512-411014	Personnel-Employee Benefits-Parental Leave	Fringe Benefits	Baseline Spending	Essential Operations	Solid Waste	2,322	1,945	3,963	3,963	4,013
610	Enterprise	Enterprise Fund	Public Works	Solid Waste	610-06-603-512-411015	Personnel-Employee Benefits-Other Fringe Benefits	Fringe Benefits	Baseline Spending	Essential Operations	Solid Waste	190	200	1,500	1,500	1,500
610	Enterprise	Enterprise Fund	Public Works	Solid Waste	610-06-603-512-411200	Personnel-Employee Benefits-Clothing Allowance	Fringe Benefits	Baseline Spending	Essential Operations	Solid Waste	-	-	800	800	800
610	Enterprise	Enterprise Fund	Public Works	Solid Waste	610-06-603-512-411203	Personnel-Employee Benefits-Job Readiness Allow.	Fringe Benefits	Baseline Spending	Essential Operations	Solid Waste	7,863	7,119	8,075	8,075	8,075
610	Enterprise	Enterprise Fund	Public Works	Solid Waste	610-06-603-512-411204	Personnel-Employee Benefits-Auto Allowance	Fringe Benefits	Baseline Spending	Essential Operations	Solid Waste	1,503	1,500	1,500	1,500	1,500
610	Enterprise	Enterprise Fund	Public Works	Solid Waste	610-06-603-512-411206	Personnel-Employee Benefits-Cell Phone Allowance	Fringe Benefits	Baseline Spending	Essential Operations	Solid Waste	1,366	1,485	1,980	1,980	1,980
610	Enterprise	Enterprise Fund	Public Works	Solid Waste	610-06-603-512-421002	Supplies-Office-Stationary & Printing	Supplies	Baseline Spending	Essential Operations	Solid Waste	960	2,436	4,200	4,200	4,200
610	Enterprise	Enterprise Fund	Public Works	Solid Waste	610-06-603-512-421005	Supplies-Office-Print Shop Jobs Supplies	Supplies	Baseline Spending	Essential Operations	Solid Waste	593	586	-	-	-
610	Enterprise	Enterprise Fund	Public Works	Solid Waste	610-06-603-512-422000	Supplies-Operating-Other Operating Supplies	Supplies	Baseline Spending	Essential Operations	Solid Waste	68,001	77,900	175,500	175,500	175,500
610	Enterprise	Enterprise Fund	Public Works	Solid Waste	610-06-603-512-422001	Supplies-Operating-C.S. Gasoline	Supplies	Baseline Spending	Essential Operations	Solid Waste	38,859	15,304	50,000	50,000	52,500
610	Enterprise	Enterprise Fund	Public Works	Solid Waste	610-06-603-512-422002	Supplies-Operating-Diesel/CNG	Supplies	Baseline Spending	Essential Operations	Solid Waste	160,651	153,859	180,000	210,000	225,050
610	Enterprise	Enterprise Fund	Public Works	Solid Waste	610-06-603-512-422005	Supplies-Operating-Uniforms	Supplies	Baseline Spending	Essential Operations	Solid Waste	5,467	4,250	7,800	8,160	8,580
610	Enterprise	Enterprise Fund	Public Works	Solid Waste	610-06-603-512-422007	Supplies-Operating-Cleaning Supplies	Supplies	Baseline Spending	Essential Operations	Solid Waste	1,554	-	1,500	1,500	1,500
610	Enterprise	Enterprise Fund	Public Works	Solid Waste	610-06-603-512-422008	Supplies-Operating-Medical/Safety Supplies	Supplies	Baseline Spending	Essential Operations	Solid Waste	1,283	77	5,000	5,000	5,000
610	Enterprise	Enterprise Fund	Public Works	Solid Waste	610-06-603-512-432002	Services & Charges-Communication & Transp-Mailing	Other Services & Charges	Baseline Spending	Essential Operations	Solid Waste	1,921	162	2,500	2,500	2,500
610	Enterprise	Enterprise Fund	Public Works	Solid Waste	610-06-603-512-432003	Services & Charges-Communication & Transp-Travel	Travel	Baseline Spending	Essential Operations	Solid Waste	2,556	1,137	9,900	9,900	9,900
610	Enterprise	Enterprise Fund	Public Works	Solid Waste	610-06-603-512-432004	Services & Charges-Communication & Transp-Telecommunications	Other Services & Charges	Baseline Spending	Essential Operations	Solid Waste	11,886	3,739	15,000	15,000	15,000
610	Enterprise	Enterprise Fund	Public Works	Solid Waste	610-06-603-512-433001	Services & Charges-Printing & Ad-Outside Printing Services	Printing & Advertising	Baseline Spending	Essential Operations	Solid Waste	-	-	4,943	4,943	4,943
610	Enterprise	Enterprise Fund	Public Works	Solid Waste	610-06-603-512-433002	Services & Charges-Printing & Ad-Publication of Legal Notice	Printing & Advertising	Baseline Spending	Essential Operations	Solid Waste	-	-	250	250	250
610	Enterprise	Enterprise Fund	Public Works	Solid Waste	610-06-603-512-436001	Services & Charges-Repairs & Maint-Building R&M	Repairs & Maintenance	Baseline Spending	Maintenance of Current Capital	Fleet & Building Maintenance	7,058	1,234	20,000	20,000	20,000
610	Enterprise	Enterprise Fund	Public Works	Solid Waste	610-06-603-512-436003	Services & Charges-Repairs & Maint-Auto Equip R&M	Repairs & Maintenance	Baseline Spending	Maintenance of Current Capital	Fleet & Building Maintenance	934,935	799,509	675,000	675,000	960,000
610	Enterprise	Enterprise Fund	Public Works	Solid Waste	610-06-603-512-436006	Services & Charges-Repairs & Maint-Radio Equip R&M	Repairs & Maintenance	Baseline Spending	Maintenance of Current Capital	Fleet & Building Maintenance	30,803	9,546	25,000	25,000	15,000
610	Enterprise	Enterprise Fund	Public Works	Solid Waste	610-06-603-512-439000	Services & Charges-Other-Misc Charges & Svcs	Other Services & Charges	Baseline Spending	Essential Operations	Solid Waste	3,703	14,481	5,000	8,344	5,500
610	Enterprise	Enterprise Fund	Public Works	Solid Waste	610-06-603-512-439004	Services & Charges-Other-Dues & Memberships	Other Services & Charges	Baseline Spending	Essential Operations	Solid Waste	-	194	1,500	1,500	1,500
610	Enterprise	Enterprise Fund	Public Works	Solid Waste	610-06-603-512-439006	Services & Charges-Other-Education & Training	Education & Training	Baseline Spending	Essential Operations	Solid Waste	11,509	975	20,000	20,000	20,000
610	Enterprise	Enterprise Fund	Public Works	Solid Waste	610-06-603-512-439010	Services & Charges-Other-Landfill	Other Services & Charges	Baseline Spending	Essential Operations	Solid Waste	785,488	932,906	935,700	936,802	1,028,160
610	Enterprise	Enterprise Fund	Public Works	Solid Waste	610-06-603-512-439999	Services & Charges-Other-Bad Debt Expense	Other Services & Charges	Baseline Spending	Essential Operations	Solid Waste	77,002	47,543	77,000	77,000	62,273
610	Enterprise	Enterprise Fund	Public Works	Solid Waste	610-06-603-512-452000	Other Uses-Interfund Transfer Out-Transfers Out	Interfund Transfers Out	Baseline Spending	Interfund Transfers	Interfund Transfers	1,004,039	1,053,026	1,231,349	1,231,349	1,069,351
610	Enterprise	Enterprise Fund	Public Works	Solid Waste	610-06-603-512-452002	Other Uses-Interfund Transfer Out-Allocations-Admin Cost	Other Interfund Allocations	Baseline Spending	Interfund Transfers	Interfund Transfers	163,194	189,287	214,315	214,315	289,934
610	Enterprise	Enterprise Fund	Public Works	Solid Waste	610-06-603-512-452003	Other Uses-Interfund Transfer Out-Allocations-IT	Other Interfund Allocations	Baseline Spending	Interfund Transfers	Interfund Transfers	400,944	439,517	352,832	352,832	433,127
610	Enterprise	Enterprise Fund	Public Works	Solid Waste	610-06-603-512-452004	Other Uses-Interfund Transfer Out-Allocations-Liability Ins	Other Interfund Allocations	Baseline Spending	Interfund Transfers	Interfund Transfers	105,960	131,839	161,439	161,439	222,882
610	Enterprise	Enterprise Fund	Public Works	Solid Waste	610-06-603-512-452005	Other Uses-Interfund Transfer Out-Allocations-Utility Mgmt	Other Interfund Allocations	Baseline Spending	Interfund Transfers	Interfund Transfers	171,435	190,788	195,305	195,305	202,282
610	Enterprise	Enterprise Fund	Public Works	Solid Waste	610-06-603-512-452006	Other Uses-Interfund Transfer Out-Allocations-Print Shop	Other Interfund Allocations	Baseline Spending	Interfund Transfers	Interfund Transfers	5,464	5,797	-	-	-
610	Enterprise	Enterprise Fund	Public Works	Solid Waste	610-06-603-512-452007	Other Uses-Interfund Transfer Out-Allocations-Central Stores	Other Interfund Allocations	Baseline Spending	Interfund Transfers	Interfund Transfers	4,118	7,056	-	-	-
610	Enterprise	Enterprise Fund	Public Works	Solid Waste	610-06-603-512-452008	Other Uses-Interfund Transfer Out-Allocations-Payroll Cost	Other Interfund Allocations	Baseline Spending	Interfund Transfers	Interfund Transfers	-	34,122	35,087	35,087	35,051
610	Enterprise	Enterprise Fund	Public Works	Solid Waste	610-06-603-513-439999	Services & Charges-Other-Bad Debt Expense	Other Services & Charges	Baseline Spending	Essential Operations	Solid Waste	4,324	(441)	-	-	-
611	Enterprise	Enterprise Fund	Public Works	Solid Waste	611-06-603-512-438100	Services & Charges-Debt Service-Principal	Debt Service Principal	Baseline Spending	Debt Service	Debt Service	937,090	970,891	1,159,236	1,159,236	1,001,639
611	Enterprise	Enterprise Fund	Public Works	Solid Waste	611-06-603-512-438200	Services & Charges-Debt Service-Interest	Debt Service Interest & Fees	Baseline Spending	Debt Service	Debt Service	65,381	67,113	72,113	72,113	67,712

Fund	Fund Classification	Fund Type	Department	Subdivision	Account	Main Account Description	Category	Strategic / Baseline Category 1	Strategic / Baseline Category 2	Strategic / Baseline Category 3	2018 ACTUAL	2019 ACTUAL	2020 ORIGINAL BUDGET	2020 AMENDED BUDGET	2021 PROPOSED BUDGET
611	Enterprise	Enterprise Fund	Public Works	Solid Waste	611-06-603-512-445006	Capital Outlay-Machinery & Equip-Computer Equip/Network	Capital	Baseline Spending	Maintenance of Current Capital	Fleet Replacement	-	-	-	94,000	-
620	Enterprise	Enterprise Fund	Public Works	Water Works	620-06-604-601-421000	Supplies-Office-Other Office Supplies	Supplies	Baseline Spending	Essential Operations	Water	2,307	-	-	-	-
620	Enterprise	Enterprise Fund	Public Works	Water Works	620-06-604-601-422001	Supplies-Operating-C.S. Gasoline	Supplies	Baseline Spending	Essential Operations	Water	8,295	4,512	5,000	5,990	5,000
620	Enterprise	Enterprise Fund	Public Works	Water Works	620-06-604-601-423001	Supplies-Repair & Maint-Building Materials	Supplies	Baseline Spending	Essential Operations	Water	2,987	881	3,000	3,807	3,000
620	Enterprise	Enterprise Fund	Public Works	Water Works	620-06-604-601-423006	Supplies-Repair & Maint-Small Tools & Equipment	Supplies	Baseline Spending	Essential Operations	Water	169	-	-	-	-
620	Enterprise	Enterprise Fund	Public Works	Water Works	620-06-604-601-423009	Supplies-Repair & Maint-Repair Parts	Supplies	Baseline Spending	Essential Operations	Water	41,395	49,317	72,500	72,500	15,000
620	Enterprise	Enterprise Fund	Public Works	Water Works	620-06-604-601-423013	Supplies-Repair & Maint-Materials & Supplies	Supplies	Baseline Spending	Essential Operations	Water	2,028	2,138	5,000	5,500	5,000
620	Enterprise	Enterprise Fund	Public Works	Water Works	620-06-604-601-435001	Services & Charges-Utility Services-Electric	Utilities	Baseline Spending	Essential Operations	Water	721,486	711,623	750,000	750,000	750,000
620	Enterprise	Enterprise Fund	Public Works	Water Works	620-06-604-602-431000	Services & Charges-Professional-Other Professional Svcs	Professional Services	Baseline Spending	Essential Operations	Water	99,933	172,196	150,000	286,761	207,000
620	Enterprise	Enterprise Fund	Public Works	Water Works	620-06-604-602-436002	Services & Charges-Repairs & Maint-Office Equip R&M	Repairs & Maintenance	Baseline Spending	Maintenance of Current Capital	Fleet & Building Maintenance	982	-	-	-	-
620	Enterprise	Enterprise Fund	Public Works	Water Works	620-06-604-602-436005	Services & Charges-Repairs & Maint-Other Equip R&M	Repairs & Maintenance	Baseline Spending	Maintenance of Current Capital	Fleet & Building Maintenance	143,753	134,692	150,000	191,592	150,000
620	Enterprise	Enterprise Fund	Public Works	Water Works	620-06-604-602-438100	Services & Charges-Debt Service-Principal	Debt Service Principal	Baseline Spending	Debt Service	Debt Service	1,140	-	-	-	-
620	Enterprise	Enterprise Fund	Public Works	Water Works	620-06-604-602-438200	Services & Charges-Debt Service-Interest	Debt Service Interest & Fees	Baseline Spending	Debt Service	Debt Service	127	-	-	-	-
620	Enterprise	Enterprise Fund	Public Works	Water Works	620-06-604-602-439001	Services & Charges-Other-Other Contractual Services	Other Services & Charges	Baseline Spending	Essential Operations	Water	22,481	23,600	285,000	294,038	285,000
620	Enterprise	Enterprise Fund	Public Works	Water Works	620-06-604-603-421002	Supplies-Office-Stationary & Printing	Supplies	Baseline Spending	Essential Operations	Water	3,166	20,909	4,960	5,885	4,960
620	Enterprise	Enterprise Fund	Public Works	Water Works	620-06-604-603-421005	Supplies-Office-Print Shop Jobs Supplies	Supplies	Baseline Spending	Essential Operations	Water	8	47	-	-	-
620	Enterprise	Enterprise Fund	Public Works	Water Works	620-06-604-603-422007	Supplies-Operating-Cleaning Supplies	Supplies	Baseline Spending	Essential Operations	Water	497	212	-	-	-
620	Enterprise	Enterprise Fund	Public Works	Water Works	620-06-604-603-422008	Supplies-Operating-Medical/Safety Supplies	Supplies	Baseline Spending	Essential Operations	Water	17,120	15,269	15,000	15,000	15,000
620	Enterprise	Enterprise Fund	Public Works	Water Works	620-06-604-603-422010	Supplies-Operating-Plants Chemicals Seed & Fertilizer	Supplies	Baseline Spending	Essential Operations	Water	3,004	2,504	3,000	3,398	3,000
620	Enterprise	Enterprise Fund	Public Works	Water Works	620-06-604-603-422012	Supplies-Operating-Water Treatment Chemicals	Supplies	Baseline Spending	Essential Operations	Water	124,432	130,778	152,657	172,060	152,657
620	Enterprise	Enterprise Fund	Public Works	Water Works	620-06-604-603-422022	Supplies-Operating-Laboratory Supplies	Supplies	Baseline Spending	Essential Operations	Water	42,514	41,215	43,000	43,176	43,000
620	Enterprise	Enterprise Fund	Public Works	Water Works	620-06-604-603-423006	Supplies-Repair & Maint-Small Tools & Equipment	Supplies	Baseline Spending	Essential Operations	Water	9,936	10,215	8,600	8,685	8,600
620	Enterprise	Enterprise Fund	Public Works	Water Works	620-06-604-603-423013	Supplies-Repair & Maint-Materials & Supplies	Supplies	Baseline Spending	Essential Operations	Water	5,105	18,954	16,000	16,095	16,000
620	Enterprise	Enterprise Fund	Public Works	Water Works	620-06-604-603-431000	Services & Charges-Professional-Other Professional Svcs	Professional Services	Baseline Spending	Essential Operations	Water	27,687	50,587	268,000	278,147	33,060
620	Enterprise	Enterprise Fund	Public Works	Water Works	620-06-604-603-431015	Services & Charges-Professional-Laboratory Water Testing	Professional Services	Baseline Spending	Essential Operations	Water	24,265	26,836	30,000	31,275	30,000
620	Enterprise	Enterprise Fund	Public Works	Water Works	620-06-604-603-432004	Services & Charges-Communication & Transp-Telecommunications	Other Services & Charges	Baseline Spending	Essential Operations	Water	36,231	30,834	40,000	40,000	40,000
620	Enterprise	Enterprise Fund	Public Works	Water Works	620-06-604-603-433001	Services & Charges-Printing & Ad-Outside Printing Services	Printing & Advertising	Baseline Spending	Essential Operations	Water	-	-	100	100	100
620	Enterprise	Enterprise Fund	Public Works	Water Works	620-06-604-603-435002	Services & Charges-Utility Services-Natural Gas	Utilities	Baseline Spending	Essential Operations	Water	29,323	31,109	55,000	55,000	45,000
620	Enterprise	Enterprise Fund	Public Works	Water Works	620-06-604-603-439006	Services & Charges-Other-Education & Training	Education & Training	Baseline Spending	Essential Operations	Water	8,992	8,095	15,000	22,245	15,000
620	Enterprise	Enterprise Fund	Public Works	Water Works	620-06-604-603-439012	Services & Charges-Other-Uniform Services	Other Services & Charges	Baseline Spending	Essential Operations	Water	5,750	6,658	7,500	7,850	7,500
620	Enterprise	Enterprise Fund	Public Works	Water Works	620-06-604-604-423009	Supplies-Repair & Maint-Repair Parts	Supplies	Baseline Spending	Essential Operations	Water	342,504	267,588	300,000	339,412	250,000
620	Enterprise	Enterprise Fund	Public Works	Water Works	620-06-604-604-436001	Services & Charges-Repairs & Maint-Building R&M	Repairs & Maintenance	Baseline Spending	Maintenance of Current Capital	Fleet & Building Maintenance	4,956	4,400	5,000	5,000	5,000
620	Enterprise	Enterprise Fund	Public Works	Water Works	620-06-604-604-436005	Services & Charges-Repairs & Maint-Other Equip R&M	Repairs & Maintenance	Baseline Spending	Maintenance of Current Capital	Fleet & Building Maintenance	13,018	6,874	7,000	7,000	57,000
620	Enterprise	Enterprise Fund	Public Works	Water Works	620-06-604-604-437002	Services & Charges-Rentals-Equipment Rental	Other Services & Charges	Baseline Spending	Essential Operations	Water	-	1,103	1,000	1,000	1,000
620	Enterprise	Enterprise Fund	Public Works	Water Works	620-06-604-605-421000	Supplies-Office-Other Office Supplies	Supplies	Baseline Spending	Essential Operations	Water	1,072	-	-	-	-
620	Enterprise	Enterprise Fund	Public Works	Water Works	620-06-604-605-421002	Supplies-Office-Stationary & Printing	Supplies	Baseline Spending	Essential Operations	Water	1,734	2,853	12,000	19,034	12,000
620	Enterprise	Enterprise Fund	Public Works	Water Works	620-06-604-605-421005	Supplies-Office-Print Shop Jobs Supplies	Supplies	Baseline Spending	Essential Operations	Water	334	1,025	-	-	-
620	Enterprise	Enterprise Fund	Public Works	Water Works	620-06-604-605-422000	Supplies-Operating-Other Operating Supplies	Supplies	Baseline Spending	Essential Operations	Water	4,718	369	-	-	-
620	Enterprise	Enterprise Fund	Public Works	Water Works	620-06-604-605-422006	Supplies-Operating-Computer Supplies & Equipment	Supplies	Baseline Spending	Essential Operations	Water	81,168	-	-	-	-
620	Enterprise	Enterprise Fund	Public Works	Water Works	620-06-604-605-422007	Supplies-Operating-Cleaning Supplies	Supplies	Baseline Spending	Essential Operations	Water	850	93	1,000	1,000	1,000
620	Enterprise	Enterprise Fund	Public Works	Water Works	620-06-604-605-422008	Supplies-Operating-Medical/Safety Supplies	Supplies	Baseline Spending	Essential Operations	Water	1,597	-	-	-	-
620	Enterprise	Enterprise Fund	Public Works	Water Works	620-06-604-605-422010	Supplies-Operating-Plants Chemicals Seed & Fertilizer	Supplies	Baseline Spending	Essential Operations	Water	-	-	500	500	500

Fund	Fund Classification	Fund Type	Department	Subdivision	Account	Main Account Description	Category	Strategic / Baseline Category 1	Strategic / Baseline Category 2	Strategic / Baseline Category 3	2018 ACTUAL	2019 ACTUAL	2020 ORIGINAL BUDGET	2020 AMENDED BUDGET	2021 PROPOSED BUDGET
620	Enterprise	Enterprise Fund	Public Works	Water Works	620-06-604-605-423001	Supplies-Repair & Maint-Building Materials	Supplies	Baseline Spending	Essential Operations	Water	2,744	14	2,500	2,500	2,500
620	Enterprise	Enterprise Fund	Public Works	Water Works	620-06-604-605-423006	Supplies-Repair & Maint-Small Tools & Equipment	Supplies	Baseline Spending	Essential Operations	Water	14,959	14,095	14,000	14,000	14,000
620	Enterprise	Enterprise Fund	Public Works	Water Works	620-06-604-605-423013	Supplies-Repair & Maint-Materials & Supplies	Supplies	Baseline Spending	Essential Operations	Water	36,313	92,991	178,500	191,072	98,500
620	Enterprise	Enterprise Fund	Public Works	Water Works	620-06-604-605-431000	Services & Charges-Professional-Other Professional Svcs	Professional Services	Baseline Spending	Essential Operations	Water	88,720	134,743	80,000	86,865	160,000
620	Enterprise	Enterprise Fund	Public Works	Water Works	620-06-604-605-433001	Services & Charges-Printing & Ad-Outside Printing Services	Printing & Advertising	Baseline Spending	Essential Operations	Water	-	598	1,350	1,350	1,350
620	Enterprise	Enterprise Fund	Public Works	Water Works	620-06-604-605-435001	Services & Charges-Utility Services-Electric	Utilities	Baseline Spending	Essential Operations	Water	8,539	9,398	10,000	10,000	10,000
620	Enterprise	Enterprise Fund	Public Works	Water Works	620-06-604-605-435002	Services & Charges-Utility Services-Natural Gas	Utilities	Baseline Spending	Essential Operations	Water	11,827	11,307	12,000	12,000	12,000
620	Enterprise	Enterprise Fund	Public Works	Water Works	620-06-604-605-436005	Services & Charges-Repairs & Maint-Other Equip R&M	Repairs & Maintenance	Baseline Spending	Maintenance of Current Capital	Fleet & Building Maintenance	154	-	1,200	1,200	1,200
620	Enterprise	Enterprise Fund	Public Works	Water Works	620-06-604-605-439001	Services & Charges-Other-Other Contractual Services	Other Services & Charges	Baseline Spending	Essential Operations	Water	12,444	16,088	20,000	21,922	20,000
620	Enterprise	Enterprise Fund	Public Works	Water Works	620-06-604-605-439006	Services & Charges-Other-Education & Training	Education & Training	Baseline Spending	Essential Operations	Water	100	1,257	4,000	4,540	4,000
620	Enterprise	Enterprise Fund	Public Works	Water Works	620-06-604-605-439012	Services & Charges-Other-Uniform Services	Other Services & Charges	Baseline Spending	Essential Operations	Water	8,285	7,813	11,000	11,600	11,000
620	Enterprise	Enterprise Fund	Public Works	Water Works	620-06-604-606-422000	Supplies-Operating-Other Operating Supplies	Supplies	Baseline Spending	Essential Operations	Water	5,196	115	-	-	-
620	Enterprise	Enterprise Fund	Public Works	Water Works	620-06-604-606-422001	Supplies-Operating-C.S. Gasoline	Supplies	Baseline Spending	Essential Operations	Water	78,734	73,909	105,938	105,938	85,000
620	Enterprise	Enterprise Fund	Public Works	Water Works	620-06-604-606-422006	Supplies-Operating-Computer Supplies & Equipment	Supplies	Baseline Spending	Essential Operations	Water	426	-	-	-	-
620	Enterprise	Enterprise Fund	Public Works	Water Works	620-06-604-606-423006	Supplies-Repair & Maint-Small Tools & Equipment	Supplies	Baseline Spending	Essential Operations	Water	17,476	18,472	20,000	21,774	25,000
620	Enterprise	Enterprise Fund	Public Works	Water Works	620-06-604-606-423007	Supplies-Repair & Maint-Concrete & Asphalt	Supplies	Baseline Spending	Essential Operations	Water	78,344	96,444	100,000	106,424	170,000
620	Enterprise	Enterprise Fund	Public Works	Water Works	620-06-604-606-423009	Supplies-Repair & Maint-Repair Parts	Supplies	Baseline Spending	Essential Operations	Water	99,746	139,632	120,000	120,000	2,500
620	Enterprise	Enterprise Fund	Public Works	Water Works	620-06-604-606-423013	Supplies-Repair & Maint-Materials & Supplies	Supplies	Baseline Spending	Essential Operations	Water	269,774	473,657	482,255	511,563	15,255
620	Enterprise	Enterprise Fund	Public Works	Water Works	620-06-604-606-423014	Supplies-Repair & Maint-Inventory Supplies	Supplies	Baseline Spending	Essential Operations	Water	-	-	-	-	467,000
620	Enterprise	Enterprise Fund	Public Works	Water Works	620-06-604-606-436001	Services & Charges-Repairs & Maint-Building R&M	Repairs & Maintenance	Baseline Spending	Maintenance of Current Capital	Fleet & Building Maintenance	18,161	3,234	15,000	100,500	15,000
620	Enterprise	Enterprise Fund	Public Works	Water Works	620-06-604-606-436002	Services & Charges-Repairs & Maint-Office Equip R&M	Repairs & Maintenance	Baseline Spending	Maintenance of Current Capital	Fleet & Building Maintenance	1,141	-	-	-	-
620	Enterprise	Enterprise Fund	Public Works	Water Works	620-06-604-606-436003	Services & Charges-Repairs & Maint-Auto Equip R&M	Repairs & Maintenance	Baseline Spending	Maintenance of Current Capital	Fleet & Building Maintenance	69,507	83,119	85,000	85,000	215,000
620	Enterprise	Enterprise Fund	Public Works	Water Works	620-06-604-606-436005	Services & Charges-Repairs & Maint-Other Equip R&M	Repairs & Maintenance	Baseline Spending	Maintenance of Current Capital	Fleet & Building Maintenance	951	900	3,500	3,500	3,500
620	Enterprise	Enterprise Fund	Public Works	Water Works	620-06-604-606-436014	Services & Charges-Repairs & Maint-Stop Box Repairs	Repairs & Maintenance	Baseline Spending	Essential Operations	Water	76,175	68,118	75,000	50,000	-
620	Enterprise	Enterprise Fund	Public Works	Water Works	620-06-604-606-436015	Services & Charges-Repairs & Maint-Water System Repairs	Repairs & Maintenance	Baseline Spending	Essential Operations	Water	16,671	3,169	40,000	40,000	20,000
620	Enterprise	Enterprise Fund	Public Works	Water Works	620-06-604-606-438100	Services & Charges-Debt Service-Principal	Debt Service Principal	Baseline Spending	Debt Service	Debt Service	9,771	8,843	8,963	8,963	-
620	Enterprise	Enterprise Fund	Public Works	Water Works	620-06-604-606-438200	Services & Charges-Debt Service-Interest	Debt Service Interest & Fees	Baseline Spending	Debt Service	Debt Service	366	216	93	93	-
620	Enterprise	Enterprise Fund	Public Works	Water Works	620-06-604-606-439001	Services & Charges-Other-Other Contractual Services	Other Services & Charges	Baseline Spending	Essential Operations	Water	80,212	151,678	500,000	510,472	450,000
620	Enterprise	Enterprise Fund	Public Works	Water Works	620-06-604-606-439006	Services & Charges-Other-Education & Training	Education & Training	Baseline Spending	Essential Operations	Water	100	-	5,000	5,000	7,500
620	Enterprise	Enterprise Fund	Public Works	Water Works	620-06-604-606-439015	Services & Charges-Other-Plumbing Contractors	Other Services & Charges	Baseline Spending	Essential Operations	Water	790,529	1,030,000	1,030,000	1,030,000	1,041,115
620	Enterprise	Enterprise Fund	Public Works	Water Works	620-06-604-607-421000	Supplies-Office-Other Office Supplies	Supplies	Baseline Spending	Essential Operations	Water	7,448	4,702	-	-	-
620	Enterprise	Enterprise Fund	Public Works	Water Works	620-06-604-607-421002	Supplies-Office-Stationary & Printing	Supplies	Baseline Spending	Essential Operations	Water	7,808	14,185	8,000	13,921	8,000
620	Enterprise	Enterprise Fund	Public Works	Water Works	620-06-604-607-421005	Supplies-Office-Print Shop Jobs Supplies	Supplies	Baseline Spending	Essential Operations	Water	594	1,314	-	-	-
620	Enterprise	Enterprise Fund	Public Works	Water Works	620-06-604-607-422006	Supplies-Operating-Computer Supplies & Equipment	Supplies	Baseline Spending	Essential Operations	Water	74	-	-	-	-
620	Enterprise	Enterprise Fund	Public Works	Water Works	620-06-604-607-422008	Supplies-Operating-Medical/Safety Supplies	Supplies	Baseline Spending	Essential Operations	Water	550	8	1,250	1,250	1,000
620	Enterprise	Enterprise Fund	Public Works	Water Works	620-06-604-607-423001	Supplies-Repair & Maint-Building Materials	Supplies	Baseline Spending	Essential Operations	Water	260	36	300	300	300
620	Enterprise	Enterprise Fund	Public Works	Water Works	620-06-604-607-431000	Services & Charges-Professional-Other Professional Svcs	Professional Services	Baseline Spending	Essential Operations	Water	1,048	394,239	1,500	74,200	1,500
620	Enterprise	Enterprise Fund	Public Works	Water Works	620-06-604-607-431014	Services & Charges-Professional-Collection Costs	Professional Services	Baseline Spending	Essential Operations	Water	9,623	20,193	30,000	28,200	30,000
620	Enterprise	Enterprise Fund	Public Works	Water Works	620-06-604-607-432002	Services & Charges-Communication & Transp-Mailing	Other Services & Charges	Baseline Spending	Essential Operations	Water	5,150	5,154	6,000	6,000	6,000
620	Enterprise	Enterprise Fund	Public Works	Water Works	620-06-604-607-433001	Services & Charges-Printing & Ad-Outside Printing Services	Printing & Advertising	Baseline Spending	Essential Operations	Water	-	-	1,000	1,000	1,000
620	Enterprise	Enterprise Fund	Public Works	Water Works	620-06-604-607-435001	Services & Charges-Utility Services-Electric	Utilities	Baseline Spending	Essential Operations	Water	4,212	4,436	4,500	4,500	4,500
620	Enterprise	Enterprise Fund	Public Works	Water Works	620-06-604-607-435002	Services & Charges-Utility Services-Natural Gas	Utilities	Baseline Spending	Essential Operations	Water	1,663	1,835	2,200	2,200	2,200

Fund	Fund Classification	Fund Type	Department	Subdivision	Account	Main Account Description	Category	Strategic / Baseline Category 1	Strategic / Baseline Category 2	Strategic / Baseline Category 3	2018 ACTUAL	2019 ACTUAL	2020 ORIGINAL BUDGET	2020 AMENDED BUDGET	2021 PROPOSED BUDGET
620	Enterprise	Enterprise Fund	Public Works	Water Works	620-06-604-607-436001	Services & Charges-Repairs & Maint-Building R&M	Repairs & Maintenance	Baseline Spending	Maintenance of Current Capital	Fleet & Building Maintenance	1,722	17,234	5,000	10,893	5,000
620	Enterprise	Enterprise Fund	Public Works	Water Works	620-06-604-607-436002	Services & Charges-Repairs & Maint-Office Equip R&M	Repairs & Maintenance	Baseline Spending	Maintenance of Current Capital	Fleet & Building Maintenance	8,918	-	-	-	-
620	Enterprise	Enterprise Fund	Public Works	Water Works	620-06-604-607-438100	Services & Charges-Debt Service-Principal	Debt Service Principal	Baseline Spending	Debt Service	Debt Service	1,055	-	-	-	-
620	Enterprise	Enterprise Fund	Public Works	Water Works	620-06-604-607-438200	Services & Charges-Debt Service-Interest	Debt Service Interest & Fees	Baseline Spending	Debt Service	Debt Service	31	-	-	-	-
620	Enterprise	Enterprise Fund	Public Works	Water Works	620-06-604-607-439001	Services & Charges-Other-Other Contractual Services	Other Services & Charges	Baseline Spending	Essential Operations	Water	672,924	893,979	981,930	842,112	1,132,915
620	Enterprise	Enterprise Fund	Public Works	Water Works	620-06-604-607-439003	Services & Charges-Other-Subscriptions	Other Services & Charges	Baseline Spending	Essential Operations	Water	-	384,448	-	334,518	-
620	Enterprise	Enterprise Fund	Public Works	Water Works	620-06-604-607-439006	Services & Charges-Other-Education & Training	Education & Training	Baseline Spending	Essential Operations	Water	1,799	990	3,000	2,000	3,000
620	Enterprise	Enterprise Fund	Public Works	Water Works	620-06-604-607-439012	Services & Charges-Other-Uniform Services	Other Services & Charges	Baseline Spending	Essential Operations	Water	1,408	1,441	2,100	2,235	2,100
620	Enterprise	Enterprise Fund	Public Works	Water Works	620-06-604-607-439099	Services & Charges-Other-Cashier Over/Short	Other Services & Charges	Baseline Spending	Essential Operations	Water	169	(72)	200	200	200
620	Enterprise	Enterprise Fund	Public Works	Water Works	620-06-604-607-439999	Services & Charges-Other-Bad Debt Expense	Other Services & Charges	Baseline Spending	Essential Operations	Water	91,163	77,370	104,000	104,000	150,000
620	Enterprise	Enterprise Fund	Public Works	Water Works	620-06-604-608-410001	Personnel-Salaries & Wages-Salaried Wages	Salaries & Wages	Baseline Spending	Essential Operations	Water	1,569,776	1,294,395	1,466,296	1,466,296	1,470,636
620	Enterprise	Enterprise Fund	Public Works	Water Works	620-06-604-608-410002	Personnel-Salaries & Wages-Teamster Wages	Salaries & Wages	Baseline Spending	Essential Operations	Water	1,568,202	1,597,630	1,734,372	1,734,372	1,776,088
620	Enterprise	Enterprise Fund	Public Works	Water Works	620-06-604-608-410003	Personnel-Salaries & Wages-Permanent Part Time	Salaries & Wages	Baseline Spending	Essential Operations	Water	39,010	43,624	33,946	33,946	33,946
620	Enterprise	Enterprise Fund	Public Works	Water Works	620-06-604-608-410004	Personnel-Salaries & Wages-Extra & Overtime	Salaries & Wages	Baseline Spending	Essential Operations	Water	205,597	212,597	255,000	255,000	255,000
620	Enterprise	Enterprise Fund	Public Works	Water Works	620-06-604-608-410005	Personnel-Salaries & Wages-Seasonal & Interns	Salaries & Wages	Baseline Spending	Essential Operations	Water	19,207	28,604	52,224	52,224	52,224
620	Enterprise	Enterprise Fund	Public Works	Water Works	620-06-604-608-410007	Personnel-Salaries & Wages-Longevity Pay	Salaries & Wages	Baseline Spending	Essential Operations	Water	6,521	5,950	6,550	6,550	6,550
620	Enterprise	Enterprise Fund	Public Works	Water Works	620-06-604-608-410016	Personnel-Salaries & Wages-Supplemental Pay	Salaries & Wages	Baseline Spending	Essential Operations	Water	87,107	104,729	117,500	117,500	100,000
620	Enterprise	Enterprise Fund	Public Works	Water Works	620-06-604-608-411001	Personnel-Employee Benefits-FICA Regular	Fringe Benefits	Baseline Spending	Essential Operations	Water	259,729	243,961	282,607	282,607	284,791
620	Enterprise	Enterprise Fund	Public Works	Water Works	620-06-604-608-411004	Personnel-Employee Benefits-PERF Regular	Fringe Benefits	Baseline Spending	Essential Operations	Water	386,466	356,320	404,100	404,100	407,298
620	Enterprise	Enterprise Fund	Public Works	Water Works	620-06-604-608-411005	Personnel-Employee Benefits-PERF Union	Fringe Benefits	Baseline Spending	Essential Operations	Water	22,078	19,796	32,050	32,050	32,414
620	Enterprise	Enterprise Fund	Public Works	Water Works	620-06-604-608-411007	Personnel-Employee Benefits-Unemployment Comp	Fringe Benefits	Baseline Spending	Essential Operations	Water	-	-	358	358	974
620	Enterprise	Enterprise Fund	Public Works	Water Works	620-06-604-608-411008	Personnel-Employee Benefits-Health Insurance	Fringe Benefits	Baseline Spending	Essential Operations	Water	953,867	610,311	738,137	738,137	738,137
620	Enterprise	Enterprise Fund	Public Works	Water Works	620-06-604-608-411009	Personnel-Employee Benefits-Life Insurance	Fringe Benefits	Baseline Spending	Essential Operations	Water	7,917	7,370	8,040	8,040	8,040
620	Enterprise	Enterprise Fund	Public Works	Water Works	620-06-604-608-411014	Personnel-Employee Benefits-Parental Leave	Fringe Benefits	Baseline Spending	Essential Operations	Water	8,661	7,306	12,529	12,529	12,629
620	Enterprise	Enterprise Fund	Public Works	Water Works	620-06-604-608-411015	Personnel-Employee Benefits-Other Fringe Benefits	Fringe Benefits	Baseline Spending	Essential Operations	Water	2,000	1,600	3,000	3,000	3,000
620	Enterprise	Enterprise Fund	Public Works	Water Works	620-06-604-608-411200	Personnel-Employee Benefits-Clothing Allowance	Fringe Benefits	Baseline Spending	Essential Operations	Water	1,159	1,843	5,000	5,000	5,000
620	Enterprise	Enterprise Fund	Public Works	Water Works	620-06-604-608-411203	Personnel-Employee Benefits-Job Readiness Allow.	Fringe Benefits	Baseline Spending	Essential Operations	Water	17,638	18,169	18,275	18,275	18,275
620	Enterprise	Enterprise Fund	Public Works	Water Works	620-06-604-608-411204	Personnel-Employee Benefits-Auto Allowance	Fringe Benefits	Baseline Spending	Essential Operations	Water	2,380	-	-	-	-
620	Enterprise	Enterprise Fund	Public Works	Water Works	620-06-604-608-411205	Personnel-Employee Benefits-Parking Allowance	Fringe Benefits	Baseline Spending	Essential Operations	Water	16,665	15,912	17,160	17,160	17,160
620	Enterprise	Enterprise Fund	Public Works	Water Works	620-06-604-608-411206	Personnel-Employee Benefits-Cell Phone Allowance	Fringe Benefits	Baseline Spending	Essential Operations	Water	6,232	4,425	5,040	5,040	5,040
620	Enterprise	Enterprise Fund	Public Works	Water Works	620-06-604-608-421002	Supplies-Office-Stationary & Printing	Supplies	Baseline Spending	Essential Operations	Water	1,624	581	7,000	8,794	7,000
620	Enterprise	Enterprise Fund	Public Works	Water Works	620-06-604-608-421005	Supplies-Office-Print Shop Jobs Supplies	Supplies	Baseline Spending	Essential Operations	Water	49	209	-	-	-
620	Enterprise	Enterprise Fund	Public Works	Water Works	620-06-604-608-431000	Services & Charges-Professional-Other Professional Svcs	Professional Services	Baseline Spending	Essential Operations	Water	128,150	3,410	100,000	116,349	100,000
620	Enterprise	Enterprise Fund	Public Works	Water Works	620-06-604-608-431001	Services & Charges-Professional-Legal Services	Professional Services	Baseline Spending	Essential Operations	Water	42,160	3,464	10,000	10,000	10,000
620	Enterprise	Enterprise Fund	Public Works	Water Works	620-06-604-608-431002	Services & Charges-Professional-Engineering & Architectural	Professional Services	Baseline Spending	Essential Operations	Water	124,167	85,357	100,000	294,619	100,000
620	Enterprise	Enterprise Fund	Public Works	Water Works	620-06-604-608-431004	Services & Charges-Professional-Accounting	Professional Services	Baseline Spending	Essential Operations	Water	-	-	5,000	5,000	5,000
620	Enterprise	Enterprise Fund	Public Works	Water Works	620-06-604-608-432002	Services & Charges-Communication & Transp-Mailing	Other Services & Charges	Baseline Spending	Essential Operations	Water	721	281	800	1,040	800
620	Enterprise	Enterprise Fund	Public Works	Water Works	620-06-604-608-432003	Services & Charges-Communication & Transp-Travel	Travel	Baseline Spending	Essential Operations	Water	2,785	2,386	18,750	18,750	18,750
620	Enterprise	Enterprise Fund	Public Works	Water Works	620-06-604-608-432004	Services & Charges-Communication & Transp-Telecommunications	Other Services & Charges	Baseline Spending	Essential Operations	Water	13,793	11,323	14,000	14,000	14,000
620	Enterprise	Enterprise Fund	Public Works	Water Works	620-06-604-608-433001	Services & Charges-Printing & Ad-Outside Printing Services	Printing & Advertising	Baseline Spending	Essential Operations	Water	-	-	6,909	6,909	6,909
620	Enterprise	Enterprise Fund	Public Works	Water Works	620-06-604-608-433002	Services & Charges-Printing & Ad-Publication of Legal Notice	Printing & Advertising	Baseline Spending	Essential Operations	Water	469	567	1,000	1,000	1,000
620	Enterprise	Enterprise Fund	Public Works	Water Works	620-06-604-608-436002	Services & Charges-Repairs & Maint-Office Equip R&M	Repairs & Maintenance	Baseline Spending	Maintenance of Current Capital	Fleet & Building Maintenance	3,230	-	-	-	-

Fund	Fund Classification	Fund Type	Department	Subdivision	Account	Main Account Description	Category	Strategic / Baseline Category 1	Strategic / Baseline Category 2	Strategic / Baseline Category 3	2018 ACTUAL	2019 ACTUAL	2020 ORIGINAL BUDGET	2020 AMENDED BUDGET	2021 PROPOSED BUDGET
620	Enterprise	Enterprise Fund	Public Works	Water Works	620-06-604-608-436006	Services & Charges-Repairs & Maint-Radio Equip R&M	Repairs & Maintenance	Baseline Spending	Maintenance of Current Capital	Fleet & Building Maintenance	-	-	3,500	3,500	3,500
620	Enterprise	Enterprise Fund	Public Works	Water Works	620-06-604-608-437004	Services & Charges-Rentals-Building Rental	Other Services & Charges	Baseline Spending	Essential Operations	Water	52,825	53,796	58,000	58,000	54,929
620	Enterprise	Enterprise Fund	Public Works	Water Works	620-06-604-608-438100	Services & Charges-Debt Service-Principal	Debt Service Principal	Baseline Spending	Debt Service	Debt Service	382,790	388,048	393,054	393,054	296,672
620	Enterprise	Enterprise Fund	Public Works	Water Works	620-06-604-608-438200	Services & Charges-Debt Service-Interest	Debt Service Interest & Fees	Baseline Spending	Debt Service	Debt Service	35,208	22,798	15,432	15,432	8,065
620	Enterprise	Enterprise Fund	Public Works	Water Works	620-06-604-608-439000	Services & Charges-Other-Misc Charges & Svcs	Other Services & Charges	Baseline Spending	Essential Operations	Water	39,643	43,700	45,000	45,000	45,000
620	Enterprise	Enterprise Fund	Public Works	Water Works	620-06-604-608-439001	Services & Charges-Other-Other Contractual Services	Other Services & Charges	Baseline Spending	Essential Operations	Water	21,032	25,617	27,500	27,500	27,500
620	Enterprise	Enterprise Fund	Public Works	Water Works	620-06-604-608-439003	Services & Charges-Other-Subscriptions	Other Services & Charges	Baseline Spending	Essential Operations	Water	-	11,250	-	-	-
620	Enterprise	Enterprise Fund	Public Works	Water Works	620-06-604-608-439004	Services & Charges-Other-Dues & Memberships	Other Services & Charges	Baseline Spending	Essential Operations	Water	6,599	7,626	12,000	12,000	12,000
620	Enterprise	Enterprise Fund	Public Works	Water Works	620-06-604-608-439006	Services & Charges-Other-Education & Training	Education & Training	Baseline Spending	Essential Operations	Water	340	285	3,175	3,175	3,175
620	Enterprise	Enterprise Fund	Public Works	Water Works	620-06-604-608-439012	Services & Charges-Other-Uniform Services	Other Services & Charges	Baseline Spending	Essential Operations	Water	285	142	300	300	300
620	Enterprise	Enterprise Fund	Public Works	Water Works	620-06-604-608-439022	Services & Charges-Other-Other Taxes & Licenses	Other Services & Charges	Baseline Spending	Essential Operations	Water	5	5	20	20	20
620	Enterprise	Enterprise Fund	Public Works	Water Works	620-06-604-608-439025	Services & Charges-Other-State Gross Income Tax	Other Services & Charges	Baseline Spending	Essential Operations	Water	170,000	213,500	225,000	225,000	225,000
620	Enterprise	Enterprise Fund	Public Works	Water Works	620-06-604-608-451000	Other Uses-State Board of Accounts	Other Services & Charges	Baseline Spending	Essential Operations	Water	18,205	11,193	12,000	12,000	13,500
620	Enterprise	Enterprise Fund	Public Works	Water Works	620-06-604-608-452000	Other Uses-Interfund Transfer Out-Transfers Out	Interfund Transfers Out	Baseline Spending	Interfund Transfers	Interfund Transfers	2,047,442	5,539,552	5,953,486	5,953,486	4,954,548
620	Enterprise	Enterprise Fund	Public Works	Water Works	620-06-604-608-452001	Other Uses-Interfund Transfer Out-PILOT	PILOT	Baseline Spending	Essential Operations	Water	1,730,831	1,662,624	1,629,442	1,629,442	1,611,201
620	Enterprise	Enterprise Fund	Public Works	Water Works	620-06-604-608-452002	Other Uses-Interfund Transfer Out-Allocations-Admin Cost	Other Interfund Allocations	Baseline Spending	Interfund Transfers	Interfund Transfers	574,371	597,803	848,561	848,561	766,775
620	Enterprise	Enterprise Fund	Public Works	Water Works	620-06-604-608-452003	Other Uses-Interfund Transfer Out-Allocations-IT	Other Interfund Allocations	Baseline Spending	Interfund Transfers	Interfund Transfers	588,214	687,065	639,405	639,405	773,734
620	Enterprise	Enterprise Fund	Public Works	Water Works	620-06-604-608-452004	Other Uses-Interfund Transfer Out-Allocations-Liability Ins	Other Interfund Allocations	Baseline Spending	Interfund Transfers	Interfund Transfers	158,252	193,032	172,436	172,436	197,356
620	Enterprise	Enterprise Fund	Public Works	Water Works	620-06-604-608-452006	Other Uses-Interfund Transfer Out-Allocations-Print Shop	Other Interfund Allocations	Baseline Spending	Interfund Transfers	Interfund Transfers	5,197	7,538	-	-	-
620	Enterprise	Enterprise Fund	Public Works	Water Works	620-06-604-608-452007	Other Uses-Interfund Transfer Out-Allocations-Central Stores	Other Interfund Allocations	Baseline Spending	Interfund Transfers	Interfund Transfers	13,484	19,630	-	-	-
620	Enterprise	Enterprise Fund	Public Works	Water Works	620-06-604-608-452008	Other Uses-Interfund Transfer Out-Allocations-Payroll Cost	Other Interfund Allocations	Baseline Spending	Interfund Transfers	Interfund Transfers	-	474,284	494,691	494,691	497,796
620	Enterprise	Enterprise Fund	Public Works	Water Works	620-06-604-608-452009	Other Uses-Interfund Transfer Out-Allocations-Facilities Mgt	Other Interfund Allocations	Baseline Spending	Interfund Transfers	Interfund Transfers	-	-	29,241	29,241	27,632
622	Enterprise	Enterprise Fund	Public Works	Water Works	622-06-604-620-431002	Services & Charges-Professional-Engineering & Architectural	Capital	Baseline Spending	Essential Operations	Administration	11,896	65,611	-	113,792	-
622	Enterprise	Enterprise Fund	Public Works	Water Works	622-06-604-620-442008	Capital Outlay-Infrastructure-Water Meters	Capital	Baseline Spending	Essential Operations	Administration	-	-	-	-	-
622	Enterprise	Enterprise Fund	Public Works	Water Works	622-06-604-620-443001	Capital Outlay-Buildings-Building Improvements	Capital	Baseline Spending	Maintenance of Current Capital	Fleet & Building Maintenance	-	18,000	235,000	706,700	-
622	Enterprise	Enterprise Fund	Public Works	Water Works	622-06-604-620-445000	Capital Outlay-Machinery & Equip-Motor Equipment	Capital	Baseline Spending	Maintenance of Current Capital	Fleet Replacement	499,300	627,383	507,000	535,384	429,000
622	Enterprise	Enterprise Fund	Public Works	Water Works	622-06-604-620-445008	Capital Outlay-Machinery & Equip-Other Equipment	Capital	Baseline Spending	Maintenance of Current Capital	Fleet Replacement	12,995	10,574	20,000	26,098	44,000
624	Enterprise	Enterprise Fund	Public Works	Water Works	624-06-604-608-452000	Other Uses-Interfund Transfer Out-Transfers Out	Interfund Transfers Out	Baseline Spending	Interfund Transfers	Interfund Transfers	24,957	34,076	20,000	20,000	17,381
625	Enterprise	Enterprise Fund	Public Works	Water Works	625-06-604-608-452000	Other Uses-Interfund Transfer Out-Transfers Out	Interfund Transfers Out	Baseline Spending	Interfund Transfers	Interfund Transfers	15,827	25,229	20,000	20,000	24,269
625	Enterprise	Enterprise Fund	Public Works	Water Works	625-06-604-621-438100	Services & Charges-Debt Service-Principal	Debt Service Principal	Baseline Spending	Debt Service	Debt Service	-	2,653,962	1,338,099	1,338,099	1,093,877
625	Enterprise	Enterprise Fund	Public Works	Water Works	625-06-604-621-438200	Services & Charges-Debt Service-Interest	Debt Service Interest & Fees	Baseline Spending	Debt Service	Debt Service	283,967	802,857	482,387	482,387	416,171
625	Enterprise	Enterprise Fund	Public Works	Water Works	625-06-604-621-438300	Services & Charges-Debt Service-Paying Agent Fees	Debt Service Interest & Fees	Baseline Spending	Debt Service	Debt Service	1,000	1,000	1,000	1,000	1,500
626	Enterprise	Enterprise Fund	Public Works	Water Works	626-06-604-608-452000	Other Uses-Interfund Transfer Out-Transfers Out	Interfund Transfers Out	Baseline Spending	Interfund Transfers	Interfund Transfers	24,000	34,582	20,000	20,000	20,000
629	Enterprise	Enterprise Fund	Public Works	Water Works	629-06-604-608-452000	Other Uses-Interfund Transfer Out-Transfers Out	Interfund Transfers Out	Baseline Spending	Interfund Transfers	Interfund Transfers	43,905	65,938	40,000	40,000	41,884
640	Enterprise	Enterprise Fund	Public Works	Sewer Repair	640-06-602-510-410001	Personnel-Salaries & Wages-Salaried Wages	Salaries & Wages	Baseline Spending	Essential Operations	Wastewater	94,140	58,716	59,890	59,890	60,070
640	Enterprise	Enterprise Fund	Public Works	Sewer Repair	640-06-602-510-410002	Personnel-Salaries & Wages-Teamster Wages	Salaries & Wages	Baseline Spending	Essential Operations	Wastewater	43,635	44,161	44,491	44,491	44,926
640	Enterprise	Enterprise Fund	Public Works	Sewer Repair	640-06-602-510-410004	Personnel-Salaries & Wages-Extra & Overtime	Salaries & Wages	Baseline Spending	Essential Operations	Wastewater	3,300	1,632	2,652	2,652	2,677
640	Enterprise	Enterprise Fund	Public Works	Sewer Repair	640-06-602-510-410007	Personnel-Salaries & Wages-Longevity Pay	Salaries & Wages	Baseline Spending	Essential Operations	Wastewater	150	150	200	200	200
640	Enterprise	Enterprise Fund	Public Works	Sewer Repair	640-06-602-510-410014	Personnel-Salaries & Wages-Contract Add Pays	Salaries & Wages	Baseline Spending	Essential Operations	Wastewater	7,073	3,682	8,080	8,080	8,080
640	Enterprise	Enterprise Fund	Public Works	Sewer Repair	640-06-602-510-411001	Personnel-Employee Benefits-FICA Regular	Fringe Benefits	Baseline Spending	Essential Operations	Wastewater	11,112	8,103	8,937	8,937	8,986
640	Enterprise	Enterprise Fund	Public Works	Sewer Repair	640-06-602-510-411004	Personnel-Employee Benefits-PERF Regular	Fringe Benefits	Baseline Spending	Essential Operations	Wastewater	16,802	12,312	13,084	13,084	13,155
640	Enterprise	Enterprise Fund	Public Works	Sewer Repair	640-06-602-510-411005	Personnel-Employee Benefits-PERF Union	Fringe Benefits	Baseline Spending	Essential Operations	Wastewater	825	758	844	844	851

Fund	Fund Classification	Fund Type	Department	Subdivision	Account	Main Account Description	Category	Strategic / Baseline Category 1	Strategic / Baseline Category 2	Strategic / Baseline Category 3	2018 ACTUAL	2019 ACTUAL	2020 ORIGINAL BUDGET	2020 AMENDED BUDGET	2021 PROPOSED BUDGET
640	Enterprise	Enterprise Fund	Public Works	Sewer Repair	640-06-602-510-411007	Personnel-Employee Benefits-Unemployment Comp	Fringe Benefits	Baseline Spending	Essential Operations	Wastewater	-	-	12	12	31
640	Enterprise	Enterprise Fund	Public Works	Sewer Repair	640-06-602-510-411008	Personnel-Employee Benefits-Health Insurance	Fringe Benefits	Baseline Spending	Essential Operations	Wastewater	38,605	20,875	23,221	23,221	23,221
640	Enterprise	Enterprise Fund	Public Works	Sewer Repair	640-06-602-510-411009	Personnel-Employee Benefits-Life Insurance	Fringe Benefits	Baseline Spending	Essential Operations	Wastewater	318	240	240	240	240
640	Enterprise	Enterprise Fund	Public Works	Sewer Repair	640-06-602-510-411014	Personnel-Employee Benefits-Parental Leave	Fringe Benefits	Baseline Spending	Essential Operations	Wastewater	380	274	404	404	406
640	Enterprise	Enterprise Fund	Public Works	Sewer Repair	640-06-602-510-411015	Personnel-Employee Benefits-Other Fringe Benefits	Fringe Benefits	Baseline Spending	Essential Operations	Wastewater	-	200	-	-	-
640	Enterprise	Enterprise Fund	Public Works	Sewer Repair	640-06-602-510-411203	Personnel-Employee Benefits-Job Readiness Allow.	Fringe Benefits	Baseline Spending	Essential Operations	Wastewater	425	425	425	425	425
640	Enterprise	Enterprise Fund	Public Works	Sewer Repair	640-06-602-510-411206	Personnel-Employee Benefits-Cell Phone Allowance	Fringe Benefits	Baseline Spending	Essential Operations	Wastewater	1,295	1,080	1,080	1,080	1,080
640	Enterprise	Enterprise Fund	Public Works	Sewer Repair	640-06-602-510-421002	Supplies-Office-Stationary & Printing	Supplies	Baseline Spending	Essential Operations	Wastewater	269	-	-	-	-
640	Enterprise	Enterprise Fund	Public Works	Sewer Repair	640-06-602-510-422000	Supplies-Operating-Other Operating Supplies	Supplies	Baseline Spending	Essential Operations	Wastewater	-	180	4,217	4,217	5,750
640	Enterprise	Enterprise Fund	Public Works	Sewer Repair	640-06-602-510-422001	Supplies-Operating-C.S. Gasoline	Supplies	Baseline Spending	Essential Operations	Wastewater	2,299	1,638	9,248	9,248	2,500
640	Enterprise	Enterprise Fund	Public Works	Sewer Repair	640-06-602-510-422005	Supplies-Operating-Uniforms	Supplies	Baseline Spending	Essential Operations	Wastewater	345	289	300	300	325
640	Enterprise	Enterprise Fund	Public Works	Sewer Repair	640-06-602-510-423005	Supplies-Repair & Maint-Sewer Maint Materials	Supplies	Baseline Spending	Essential Operations	Wastewater	29,582	27,226	2,500	31,020	29,900
640	Enterprise	Enterprise Fund	Public Works	Sewer Repair	640-06-602-510-433001	Services & Charges-Printing & Ad-Outside Printing Services	Printing & Advertising	Baseline Spending	Essential Operations	Wastewater	-	-	700	700	700
640	Enterprise	Enterprise Fund	Public Works	Sewer Repair	640-06-602-510-436003	Services & Charges-Repairs & Maint-Auto Equip R&M	Repairs & Maintenance	Baseline Spending	Maintenance of Current Capital	Fleet & Building Maintenance	783	1,244	1,000	4,500	1,000
640	Enterprise	Enterprise Fund	Public Works	Sewer Repair	640-06-602-510-436007	Services & Charges-Repairs & Maint-Sewer R&M	Repairs & Maintenance	Baseline Spending	Maintenance of Current Capital	Fleet & Building Maintenance	249,859	290,303	385,000	437,799	347,601
640	Enterprise	Enterprise Fund	Public Works	Sewer Repair	640-06-602-510-439999	Services & Charges-Other-Bad Debt Expense	Other Services & Charges	Baseline Spending	Essential Operations	Wastewater	6,150	3,828	6,500	6,500	6,500
640	Enterprise	Enterprise Fund	Public Works	Sewer Repair	640-06-602-510-452002	Other Uses-Interfund Transfer Out-Allocations-Admin Cost	Other Interfund Allocations	Baseline Spending	Interfund Transfers	Interfund Transfers	17,763	20,457	24,608	24,608	31,476
640	Enterprise	Enterprise Fund	Public Works	Sewer Repair	640-06-602-510-452004	Other Uses-Interfund Transfer Out-Allocations-Liability Ins	Other Interfund Allocations	Baseline Spending	Interfund Transfers	Interfund Transfers	105	477	394	394	227
640	Enterprise	Enterprise Fund	Public Works	Sewer Repair	640-06-602-510-452008	Other Uses-Interfund Transfer Out-Allocations-Payroll Cost	Other Interfund Allocations	Baseline Spending	Interfund Transfers	Interfund Transfers	-	54,561	59,509	59,509	59,928
641	Enterprise	Enterprise Fund	Public Works	Sewers	641-06-602-509-410001	Personnel-Salaries & Wages-Salaried Wages	Salaries & Wages	Baseline Spending	Essential Operations	Wastewater	485,222	287,042	331,778	331,778	328,530
641	Enterprise	Enterprise Fund	Public Works	Sewers	641-06-602-509-410002	Personnel-Salaries & Wages-Teamster Wages	Salaries & Wages	Baseline Spending	Essential Operations	Wastewater	1,107,418	1,110,298	1,200,348	1,200,348	1,214,076
641	Enterprise	Enterprise Fund	Public Works	Sewers	641-06-602-509-410003	Personnel-Salaries & Wages-Permanent Part Time	Salaries & Wages	Baseline Spending	Essential Operations	Wastewater	77,647	76,186	94,100	94,100	94,100
641	Enterprise	Enterprise Fund	Public Works	Sewers	641-06-602-509-410004	Personnel-Salaries & Wages-Extra & Overtime	Salaries & Wages	Baseline Spending	Essential Operations	Wastewater	174,209	145,631	171,776	171,776	175,526
641	Enterprise	Enterprise Fund	Public Works	Sewers	641-06-602-509-410005	Personnel-Salaries & Wages-Seasonal & Interns	Salaries & Wages	Baseline Spending	Essential Operations	Wastewater	22,603	41,211	76,378	76,378	76,378
641	Enterprise	Enterprise Fund	Public Works	Sewers	641-06-602-509-410006	Personnel-Salaries & Wages-Bonus	Salaries & Wages	Baseline Spending	Essential Operations	Wastewater	420	-	-	-	-
641	Enterprise	Enterprise Fund	Public Works	Sewers	641-06-602-509-410007	Personnel-Salaries & Wages-Longevity Pay	Salaries & Wages	Baseline Spending	Essential Operations	Wastewater	3,342	2,800	2,300	2,300	2,100
641	Enterprise	Enterprise Fund	Public Works	Sewers	641-06-602-509-410017	Personnel-Salaries & Wages-Stand By Pay	Salaries & Wages	Baseline Spending	Essential Operations	Wastewater	86,503	91,069	100,987	100,987	147,499
641	Enterprise	Enterprise Fund	Public Works	Sewers	641-06-602-509-411001	Personnel-Employee Benefits-FICA Regular	Fringe Benefits	Baseline Spending	Essential Operations	Wastewater	147,177	132,224	152,689	152,689	157,320
641	Enterprise	Enterprise Fund	Public Works	Sewers	641-06-602-509-411004	Personnel-Employee Benefits-PERF Regular	Fringe Benefits	Baseline Spending	Essential Operations	Wastewater	209,660	185,845	204,451	204,451	211,232
641	Enterprise	Enterprise Fund	Public Works	Sewers	641-06-602-509-411005	Personnel-Employee Benefits-PERF Union	Fringe Benefits	Baseline Spending	Essential Operations	Wastewater	18,087	14,543	22,366	22,366	23,322
641	Enterprise	Enterprise Fund	Public Works	Sewers	641-06-602-509-411007	Personnel-Employee Benefits-Unemployment Comp	Fringe Benefits	Baseline Spending	Essential Operations	Wastewater	-	-	181	181	463
641	Enterprise	Enterprise Fund	Public Works	Sewers	641-06-602-509-411008	Personnel-Employee Benefits-Health Insurance	Fringe Benefits	Baseline Spending	Essential Operations	Wastewater	498,319	317,136	406,364	406,364	406,364
641	Enterprise	Enterprise Fund	Public Works	Sewers	641-06-602-509-411009	Personnel-Employee Benefits-Life Insurance	Fringe Benefits	Baseline Spending	Essential Operations	Wastewater	4,212	3,824	4,200	4,200	4,200
641	Enterprise	Enterprise Fund	Public Works	Sewers	641-06-602-509-411014	Personnel-Employee Benefits-Parental Leave	Fringe Benefits	Baseline Spending	Essential Operations	Wastewater	4,602	3,825	6,325	6,325	6,537
641	Enterprise	Enterprise Fund	Public Works	Sewers	641-06-602-509-411015	Personnel-Employee Benefits-Other Fringe Benefits	Fringe Benefits	Baseline Spending	Essential Operations	Wastewater	2,500	4,000	4,000	4,000	4,000
641	Enterprise	Enterprise Fund	Public Works	Sewers	641-06-602-509-411203	Personnel-Employee Benefits-Job Readiness Allow.	Fringe Benefits	Baseline Spending	Essential Operations	Wastewater	10,795	11,900	12,325	12,325	12,325
641	Enterprise	Enterprise Fund	Public Works	Sewers	641-06-602-509-411204	Personnel-Employee Benefits-Auto Allowance	Fringe Benefits	Baseline Spending	Essential Operations	Wastewater	1,284	-	-	-	-
641	Enterprise	Enterprise Fund	Public Works	Sewers	641-06-602-509-411206	Personnel-Employee Benefits-Cell Phone Allowance	Fringe Benefits	Baseline Spending	Essential Operations	Wastewater	3,878	2,915	5,940	5,940	5,940
641	Enterprise	Enterprise Fund	Public Works	Sewers	641-06-602-509-421002	Supplies-Office-Stationary & Printing	Supplies	Baseline Spending	Essential Operations	Wastewater	2,075	2,569	5,100	5,100	5,100
641	Enterprise	Enterprise Fund	Public Works	Sewers	641-06-602-509-421005	Supplies-Office-Print Shop Jobs Supplies	Supplies	Baseline Spending	Essential Operations	Wastewater	749	456	-	-	-
641	Enterprise	Enterprise Fund	Public Works	Sewers	641-06-602-509-422000	Supplies-Operating-Other Operating Supplies	Supplies	Baseline Spending	Essential Operations	Wastewater	16,924	8,389	43,000	52,129	45,000
641	Enterprise	Enterprise Fund	Public Works	Sewers	641-06-602-509-422002	Supplies-Operating-Diesel/CNG	Supplies	Baseline Spending	Essential Operations	Wastewater	130,427	122,779	166,460	166,460	130,000

Fund	Fund Classification	Fund Type	Department	Subdivision	Account	Main Account Description	Category	Strategic / Baseline Category 1	Strategic / Baseline Category 2	Strategic / Baseline Category 3	2018 ACTUAL	2019 ACTUAL	2020 ORIGINAL BUDGET	2020 AMENDED BUDGET	2021 PROPOSED BUDGET
641	Enterprise	Enterprise Fund	Public Works	Sewers	641-06-602-509-422005	Supplies-Operating-Uniforms	Supplies	Baseline Spending	Essential Operations	Wastewater	7,831	7,334	9,375	9,876	9,375
641	Enterprise	Enterprise Fund	Public Works	Sewers	641-06-602-509-422006	Supplies-Operating-Computer Supplies & Equipment	Supplies	Baseline Spending	Essential Operations	Wastewater	1,291	67	-	-	-
641	Enterprise	Enterprise Fund	Public Works	Sewers	641-06-602-509-422007	Supplies-Operating-Cleaning Supplies	Supplies	Baseline Spending	Essential Operations	Wastewater	1,495	1,482	2,200	2,200	5,000
641	Enterprise	Enterprise Fund	Public Works	Sewers	641-06-602-509-422008	Supplies-Operating-Medical/Safety Supplies	Supplies	Baseline Spending	Essential Operations	Wastewater	2,793	2,814	5,475	5,475	7,500
641	Enterprise	Enterprise Fund	Public Works	Sewers	641-06-602-509-423002	Supplies-Repair & Maint-Street Material	Supplies	Baseline Spending	Essential Operations	Wastewater	105,877	129,669	200,000	230,537	175,000
641	Enterprise	Enterprise Fund	Public Works	Sewers	641-06-602-509-423004	Supplies-Repair & Maint-Sewer Construction Materials	Supplies	Baseline Spending	Essential Operations	Wastewater	73,176	50,996	110,000	123,913	110,000
641	Enterprise	Enterprise Fund	Public Works	Sewers	641-06-602-509-423005	Supplies-Repair & Maint-Sewer Maint Materials	Supplies	Baseline Spending	Essential Operations	Wastewater	48,060	40,909	141,733	154,178	110,000
641	Enterprise	Enterprise Fund	Public Works	Sewers	641-06-602-509-423006	Supplies-Repair & Maint-Small Tools & Equipment	Supplies	Baseline Spending	Essential Operations	Wastewater	19,726	17,447	35,000	39,420	45,000
641	Enterprise	Enterprise Fund	Public Works	Sewers	641-06-602-509-423008	Supplies-Repair & Maint-Salt & Winter Materials	Supplies	Baseline Spending	Essential Operations	Wastewater	51,576	90,593	109,200	186,920	-
641	Enterprise	Enterprise Fund	Public Works	Sewers	641-06-602-509-431001	Services & Charges-Professional-Legal Services	Professional Services	Baseline Spending	Essential Operations	Wastewater	-	-	1,000	1,000	1,000
641	Enterprise	Enterprise Fund	Public Works	Sewers	641-06-602-509-432003	Services & Charges-Communication & Transp-Travel	Travel	Baseline Spending	Essential Operations	Wastewater	2,128	4,615	15,000	15,979	15,000
641	Enterprise	Enterprise Fund	Public Works	Sewers	641-06-602-509-432004	Services & Charges-Communication & Transp-Telecommunications	Other Services & Charges	Baseline Spending	Essential Operations	Wastewater	3,178	1,400	1,200	1,418	1,440
641	Enterprise	Enterprise Fund	Public Works	Sewers	641-06-602-509-433001	Services & Charges-Printing & Ad-Outside Printing Services	Printing & Advertising	Baseline Spending	Essential Operations	Wastewater	-	-	4,462	4,462	4,462
641	Enterprise	Enterprise Fund	Public Works	Sewers	641-06-602-509-433002	Services & Charges-Printing & Ad-Publication of Legal Notice	Printing & Advertising	Baseline Spending	Essential Operations	Wastewater	81	69	750	750	750
641	Enterprise	Enterprise Fund	Public Works	Sewers	641-06-602-509-435001	Services & Charges-Utility Services-Electric	Utilities	Baseline Spending	Essential Operations	Wastewater	16,319	17,588	19,685	19,685	19,685
641	Enterprise	Enterprise Fund	Public Works	Sewers	641-06-602-509-435002	Services & Charges-Utility Services-Natural Gas	Utilities	Baseline Spending	Essential Operations	Wastewater	12,879	14,305	15,675	15,675	15,675
641	Enterprise	Enterprise Fund	Public Works	Sewers	641-06-602-509-435004	Services & Charges-Utility Services-Water	Utilities	Baseline Spending	Essential Operations	Wastewater	6,440	6,400	7,200	7,754	7,500
641	Enterprise	Enterprise Fund	Public Works	Sewers	641-06-602-509-436001	Services & Charges-Repairs & Maint-Building R&M	Repairs & Maintenance	Baseline Spending	Maintenance of Current Capital	Fleet & Building Maintenance	15,811	34,841	61,334	68,959	71,350
641	Enterprise	Enterprise Fund	Public Works	Sewers	641-06-602-509-436002	Services & Charges-Repairs & Maint-Office Equip R&M	Repairs & Maintenance	Baseline Spending	Maintenance of Current Capital	Fleet & Building Maintenance	1,852	-	-	-	-
641	Enterprise	Enterprise Fund	Public Works	Sewers	641-06-602-509-436003	Services & Charges-Repairs & Maint-Auto Equip R&M	Repairs & Maintenance	Baseline Spending	Maintenance of Current Capital	Fleet & Building Maintenance	445,160	536,124	497,000	497,000	500,000
641	Enterprise	Enterprise Fund	Public Works	Sewers	641-06-602-509-436005	Services & Charges-Repairs & Maint-Other Equip R&M	Repairs & Maintenance	Baseline Spending	Maintenance of Current Capital	Fleet & Building Maintenance	505	-	3,500	3,500	4,000
641	Enterprise	Enterprise Fund	Public Works	Sewers	641-06-602-509-436006	Services & Charges-Repairs & Maint-Radio Equip R&M	Repairs & Maintenance	Baseline Spending	Maintenance of Current Capital	Fleet & Building Maintenance	9,687	8,621	6,000	6,000	6,500
641	Enterprise	Enterprise Fund	Public Works	Sewers	641-06-602-509-436007	Services & Charges-Repairs & Maint-Sewer R&M	Repairs & Maintenance	Baseline Spending	Maintenance of Current Capital	Fleet & Building Maintenance	9,553	14,841	30,000	30,000	30,000
641	Enterprise	Enterprise Fund	Public Works	Sewers	641-06-602-509-437002	Services & Charges-Rentals-Equipment Rental	Other Services & Charges	Baseline Spending	Essential Operations	Wastewater	16,322	-	30,000	30,000	30,000
641	Enterprise	Enterprise Fund	Public Works	Sewers	641-06-602-509-438100	Services & Charges-Debt Service-Principal	Debt Service Principal	Baseline Spending	Debt Service	Debt Service	102,319	55,379	6,984	6,984	-
641	Enterprise	Enterprise Fund	Public Works	Sewers	641-06-602-509-438200	Services & Charges-Debt Service-Interest	Debt Service Interest & Fees	Baseline Spending	Debt Service	Debt Service	2,008	733	73	73	-
641	Enterprise	Enterprise Fund	Public Works	Sewers	641-06-602-509-439000	Services & Charges-Other-Misc Charges & Svcs	Other Services & Charges	Baseline Spending	Essential Operations	Wastewater	7,652	4,938	11,104	11,104	11,615
641	Enterprise	Enterprise Fund	Public Works	Sewers	641-06-602-509-439001	Services & Charges-Other-Other Contractual Services	Other Services & Charges	Baseline Spending	Essential Operations	Wastewater	1,316,782	657,332	847,357	3,244,782	627,900
641	Enterprise	Enterprise Fund	Public Works	Sewers	641-06-602-509-439003	Services & Charges-Other-Subscriptions	Other Services & Charges	Baseline Spending	Essential Operations	Wastewater	41	-	-	-	-
641	Enterprise	Enterprise Fund	Public Works	Sewers	641-06-602-509-439006	Services & Charges-Other-Education & Training	Education & Training	Baseline Spending	Essential Operations	Wastewater	4,279	9,940	15,000	15,000	15,000
641	Enterprise	Enterprise Fund	Public Works	Sewers	641-06-602-509-439009	Services & Charges-Other-Trash Removal	Other Services & Charges	Baseline Spending	Essential Operations	Wastewater	1,143	1,179	1,464	1,692	1,750
641	Enterprise	Enterprise Fund	Public Works	Sewers	641-06-602-509-439011	Services & Charges-Other-Waste Removal/Disposal	Other Services & Charges	Baseline Spending	Essential Operations	Wastewater	41,648	59,659	145,102	147,661	72,500
641	Enterprise	Enterprise Fund	Public Works	Sewers	641-06-602-509-439999	Services & Charges-Other-Bad Debt Expense	Other Services & Charges	Baseline Spending	Essential Operations	Wastewater	238,739	135,912	240,000	240,000	240,000
641	Enterprise	Enterprise Fund	Public Works	Sewers	641-06-602-509-452002	Other Uses-Interfund Transfer Out-Allocations-Admin Cost	Other Interfund Allocations	Baseline Spending	Interfund Transfers	Interfund Transfers	248,681	290,055	262,807	262,807	325,691
641	Enterprise	Enterprise Fund	Public Works	Sewers	641-06-602-509-452003	Other Uses-Interfund Transfer Out-Allocations-IT	Other Interfund Allocations	Baseline Spending	Interfund Transfers	Interfund Transfers	383,412	500,231	401,956	401,956	391,580
641	Enterprise	Enterprise Fund	Public Works	Sewers	641-06-602-509-452004	Other Uses-Interfund Transfer Out-Allocations-Liability Ins	Other Interfund Allocations	Baseline Spending	Interfund Transfers	Interfund Transfers	118,812	140,185	165,649	165,649	95,532
641	Enterprise	Enterprise Fund	Public Works	Sewers	641-06-602-509-452006	Other Uses-Interfund Transfer Out-Allocations-Print Shop	Other Interfund Allocations	Baseline Spending	Interfund Transfers	Interfund Transfers	2,449	3,750	-	-	-
641	Enterprise	Enterprise Fund	Public Works	Sewers	641-06-602-509-452007	Other Uses-Interfund Transfer Out-Allocations-Central Stores	Other Interfund Allocations	Baseline Spending	Interfund Transfers	Interfund Transfers	7,980	11,133	-	-	-
641	Enterprise	Enterprise Fund	Public Works	Sewers	641-06-602-509-452008	Other Uses-Interfund Transfer Out-Allocations-Payroll Cost	Other Interfund Allocations	Baseline Spending	Interfund Transfers	Interfund Transfers	-	375,501	388,205	388,205	426,031
641	Enterprise	Enterprise Fund	Public Works	Sewers	641-06-602-509-452009	Other Uses-Interfund Transfer Out-Allocations-Facilities Mgt	Other Interfund Allocations	Baseline Spending	Interfund Transfers	Interfund Transfers	-	-	1,099	1,099	1,145
641	Enterprise	Enterprise Fund	Public Works	Concrete Crew	641-06-602-511-410001	Personnel-Salaries & Wages-Salaried Wages	Salaries & Wages	Baseline Spending	Essential Operations	Wastewater	60,113	-	-	-	-
641	Enterprise	Enterprise Fund	Public Works	Concrete Crew	641-06-602-511-410002	Personnel-Salaries & Wages-Teamster Wages	Salaries & Wages	Baseline Spending	Essential Operations	Wastewater	123,446	156,739	172,770	172,770	174,477

Fund	Fund Classification	Fund Type	Department	Subdivision	Account	Main Account Description	Category	Strategic / Baseline Category 1	Strategic / Baseline Category 2	Strategic / Baseline Category 3	2018 ACTUAL	2019 ACTUAL	2020 ORIGINAL BUDGET	2020 AMENDED BUDGET	2021 PROPOSED BUDGET
641	Enterprise	Enterprise Fund	Public Works	Concrete Crew	641-06-602-511-410003	Personnel-Salaries & Wages-Permanent Part Time	Salaries & Wages	Baseline Spending	Essential Operations	Wastewater	1,346	-	-	-	-
641	Enterprise	Enterprise Fund	Public Works	Concrete Crew	641-06-602-511-410004	Personnel-Salaries & Wages-Extra & Overtime	Salaries & Wages	Baseline Spending	Essential Operations	Wastewater	13,166	10,177	15,987	15,987	16,006
641	Enterprise	Enterprise Fund	Public Works	Concrete Crew	641-06-602-511-410005	Personnel-Salaries & Wages-Seasonal & Interns	Salaries & Wages	Baseline Spending	Essential Operations	Wastewater	-	-	-	-	-
641	Enterprise	Enterprise Fund	Public Works	Concrete Crew	641-06-602-511-410006	Personnel-Salaries & Wages-Bonus	Salaries & Wages	Baseline Spending	Essential Operations	Wastewater	60	-	-	-	-
641	Enterprise	Enterprise Fund	Public Works	Concrete Crew	641-06-602-511-410007	Personnel-Salaries & Wages-Longevity Pay	Salaries & Wages	Baseline Spending	Essential Operations	Wastewater	-	450	350	350	500
641	Enterprise	Enterprise Fund	Public Works	Concrete Crew	641-06-602-511-410017	Personnel-Salaries & Wages-Stand By Pay	Salaries & Wages	Baseline Spending	Essential Operations	Wastewater	3,718	3,000	3,000	3,000	21,141
641	Enterprise	Enterprise Fund	Public Works	Concrete Crew	641-06-602-511-411001	Personnel-Employee Benefits-FICA Regular	Fringe Benefits	Baseline Spending	Essential Operations	Wastewater	15,061	12,697	14,877	14,877	16,408
641	Enterprise	Enterprise Fund	Public Works	Concrete Crew	641-06-602-511-411004	Personnel-Employee Benefits-PERF Regular	Fringe Benefits	Baseline Spending	Essential Operations	Wastewater	22,721	19,294	21,780	21,780	24,022
641	Enterprise	Enterprise Fund	Public Works	Concrete Crew	641-06-602-511-411005	Personnel-Employee Benefits-PERF Union	Fringe Benefits	Baseline Spending	Essential Operations	Wastewater	1,385	2,062	2,917	2,917	3,217
641	Enterprise	Enterprise Fund	Public Works	Concrete Crew	641-06-602-511-411007	Personnel-Employee Benefits-Unemployment Comp	Fringe Benefits	Baseline Spending	Essential Operations	Wastewater	-	-	19	19	52
641	Enterprise	Enterprise Fund	Public Works	Concrete Crew	641-06-602-511-411008	Personnel-Employee Benefits-Health Insurance	Fringe Benefits	Baseline Spending	Essential Operations	Wastewater	56,159	36,805	46,442	46,442	46,442
641	Enterprise	Enterprise Fund	Public Works	Concrete Crew	641-06-602-511-411009	Personnel-Employee Benefits-Life Insurance	Fringe Benefits	Baseline Spending	Essential Operations	Wastewater	461	435	480	480	480
641	Enterprise	Enterprise Fund	Public Works	Concrete Crew	641-06-602-511-411014	Personnel-Employee Benefits-Parental Leave	Fringe Benefits	Baseline Spending	Essential Operations	Wastewater	497	430	672	672	742
641	Enterprise	Enterprise Fund	Public Works	Concrete Crew	641-06-602-511-411015	Personnel-Employee Benefits-Other Fringe Benefits	Fringe Benefits	Baseline Spending	Essential Operations	Wastewater	200	200	1,000	1,000	1,000
641	Enterprise	Enterprise Fund	Public Works	Concrete Crew	641-06-602-511-411203	Personnel-Employee Benefits-Job Readiness Allow.	Fringe Benefits	Baseline Spending	Essential Operations	Wastewater	1,275	1,275	1,700	1,700	1,700
641	Enterprise	Enterprise Fund	Public Works	Concrete Crew	641-06-602-511-411204	Personnel-Employee Benefits-Auto Allowance	Fringe Benefits	Baseline Spending	Essential Operations	Wastewater	798	-	-	-	-
641	Enterprise	Enterprise Fund	Public Works	Concrete Crew	641-06-602-511-411206	Personnel-Employee Benefits-Cell Phone Allowance	Fringe Benefits	Baseline Spending	Essential Operations	Wastewater	311	385	660	660	660
641	Enterprise	Enterprise Fund	Public Works	Concrete Crew	641-06-602-511-422000	Supplies-Operating-Other Operating Supplies	Supplies	Baseline Spending	Essential Operations	Wastewater	332	11,446	20,000	22,484	20,000
641	Enterprise	Enterprise Fund	Public Works	Concrete Crew	641-06-602-511-422002	Supplies-Operating-Diesel/CNG	Supplies	Baseline Spending	Essential Operations	Wastewater	6,913	5,229	9,248	9,248	7,500
641	Enterprise	Enterprise Fund	Public Works	Concrete Crew	641-06-602-511-422005	Supplies-Operating-Uniforms	Supplies	Baseline Spending	Essential Operations	Wastewater	439	860	1,350	1,716	1,350
641	Enterprise	Enterprise Fund	Public Works	Concrete Crew	641-06-602-511-423005	Supplies-Repair & Maint-Sewer Maint Materials	Supplies	Baseline Spending	Essential Operations	Wastewater	51,226	49,358	73,000	88,408	33,000
641	Enterprise	Enterprise Fund	Public Works	Concrete Crew	641-06-602-511-423006	Supplies-Repair & Maint-Small Tools & Equipment	Supplies	Baseline Spending	Essential Operations	Wastewater	5,423	1,655	10,000	10,000	10,581
641	Enterprise	Enterprise Fund	Public Works	Concrete Crew	641-06-602-511-436003	Services & Charges-Repairs & Maint-Auto Equip R&M	Repairs & Maintenance	Baseline Spending	Maintenance of Current Capital	Fleet & Building Maintenance	7,051	6,092	8,000	8,000	8,500
641	Enterprise	Enterprise Fund	Public Works	Concrete Crew	641-06-602-511-452002	Other Uses-Interfund Transfer Out-Allocations-Admin Cost	Other Interfund Allocations	Baseline Spending	Interfund Transfers	Interfund Transfers	14,979	16,484	19,617	19,617	24,778
641	Enterprise	Enterprise Fund	Public Works	Concrete Crew	641-06-602-511-452004	Other Uses-Interfund Transfer Out-Allocations-Liability Ins	Other Interfund Allocations	Baseline Spending	Interfund Transfers	Interfund Transfers	417	715	6,946	6,946	5,874
641	Enterprise	Enterprise Fund	Public Works	Concrete Crew	641-06-602-511-452008	Other Uses-Interfund Transfer Out-Allocations-Payroll Cost	Other Interfund Allocations	Baseline Spending	Interfund Transfers	Interfund Transfers	-	82,529	86,796	86,796	95,772
641	Enterprise	Enterprise Fund	Public Works	Wastewater	641-06-605-514-410001	Personnel-Salaries & Wages-Salaried Wages	Salaries & Wages	Baseline Spending	Essential Operations	Wastewater	1,410,166	1,244,169	1,297,324	1,297,324	1,301,217
641	Enterprise	Enterprise Fund	Public Works	Wastewater	641-06-605-514-410002	Personnel-Salaries & Wages-Teamster Wages	Salaries & Wages	Baseline Spending	Essential Operations	Wastewater	948,063	956,776	1,075,971	1,075,971	1,086,295
641	Enterprise	Enterprise Fund	Public Works	Wastewater	641-06-605-514-410003	Personnel-Salaries & Wages-Permanent Part Time	Salaries & Wages	Baseline Spending	Essential Operations	Wastewater	15,485	-	-	-	-
641	Enterprise	Enterprise Fund	Public Works	Wastewater	641-06-605-514-410004	Personnel-Salaries & Wages-Extra & Overtime	Salaries & Wages	Baseline Spending	Essential Operations	Wastewater	130,009	172,632	159,900	159,900	159,900
641	Enterprise	Enterprise Fund	Public Works	Wastewater	641-06-605-514-410005	Personnel-Salaries & Wages-Seasonal & Interns	Salaries & Wages	Baseline Spending	Essential Operations	Wastewater	-	3,090	20,480	20,480	20,480
641	Enterprise	Enterprise Fund	Public Works	Wastewater	641-06-605-514-410006	Personnel-Salaries & Wages-Bonus	Salaries & Wages	Baseline Spending	Essential Operations	Wastewater	690	-	-	-	-
641	Enterprise	Enterprise Fund	Public Works	Wastewater	641-06-605-514-410007	Personnel-Salaries & Wages-Longevity Pay	Salaries & Wages	Baseline Spending	Essential Operations	Wastewater	3,825	4,367	5,200	5,200	5,200
641	Enterprise	Enterprise Fund	Public Works	Wastewater	641-06-605-514-410017	Personnel-Salaries & Wages-Stand By Pay	Salaries & Wages	Baseline Spending	Essential Operations	Wastewater	97,198	94,644	113,152	113,152	113,152
641	Enterprise	Enterprise Fund	Public Works	Wastewater	641-06-605-514-411001	Personnel-Employee Benefits-FICA Regular	Fringe Benefits	Baseline Spending	Essential Operations	Wastewater	195,570	185,328	205,934	205,934	207,022
641	Enterprise	Enterprise Fund	Public Works	Wastewater	641-06-605-514-411004	Personnel-Employee Benefits-PERF Regular	Fringe Benefits	Baseline Spending	Essential Operations	Wastewater	292,820	279,757	299,204	299,204	300,797
641	Enterprise	Enterprise Fund	Public Works	Wastewater	641-06-605-514-411005	Personnel-Employee Benefits-PERF Union	Fringe Benefits	Baseline Spending	Essential Operations	Wastewater	14,691	14,179	20,466	20,466	20,621
641	Enterprise	Enterprise Fund	Public Works	Wastewater	641-06-605-514-411007	Personnel-Employee Benefits-Unemployment Comp	Fringe Benefits	Baseline Spending	Essential Operations	Wastewater	-	-	265	265	716
641	Enterprise	Enterprise Fund	Public Works	Wastewater	641-06-605-514-411008	Personnel-Employee Benefits-Health Insurance	Fringe Benefits	Baseline Spending	Essential Operations	Wastewater	611,805	385,850	461,158	461,158	461,158
641	Enterprise	Enterprise Fund	Public Works	Wastewater	641-06-605-514-411009	Personnel-Employee Benefits-Life Insurance	Fringe Benefits	Baseline Spending	Essential Operations	Wastewater	5,308	4,980	5,280	5,280	5,280
641	Enterprise	Enterprise Fund	Public Works	Wastewater	641-06-605-514-411014	Personnel-Employee Benefits-Parental Leave	Fringe Benefits	Baseline Spending	Essential Operations	Wastewater	6,660	5,935	9,280	9,280	9,330
641	Enterprise	Enterprise Fund	Public Works	Wastewater	641-06-605-514-411015	Personnel-Employee Benefits-Other Fringe Benefits	Fringe Benefits	Baseline Spending	Essential Operations	Wastewater	1,588	1,340	2,500	2,500	2,500

Fund	Fund Classification	Fund Type	Department	Subdivision	Account	Main Account Description	Category	Strategic / Baseline Category 1	Strategic / Baseline Category 2	Strategic / Baseline Category 3	2018 ACTUAL	2019 ACTUAL	2020 ORIGINAL BUDGET	2020 AMENDED BUDGET	2021 PROPOSED BUDGET
641	Enterprise	Enterprise Fund	Public Works	Wastewater	641-06-605-514-411203	Personnel-Employee Benefits-Job Readiness Allow.	Fringe Benefits	Baseline Spending	Essential Operations	Wastewater	9,775	9,350	10,200	10,200	10,200
641	Enterprise	Enterprise Fund	Public Works	Wastewater	641-06-605-514-411204	Personnel-Employee Benefits-Auto Allowance	Fringe Benefits	Baseline Spending	Essential Operations	Wastewater	2,570	1,800	1,800	1,800	1,800
641	Enterprise	Enterprise Fund	Public Works	Wastewater	641-06-605-514-411206	Personnel-Employee Benefits-Cell Phone Allowance	Fringe Benefits	Baseline Spending	Essential Operations	Wastewater	8,747	7,350	7,920	7,920	7,920
641	Enterprise	Enterprise Fund	Public Works	Wastewater	641-06-605-514-421000	Supplies-Office-Other Office Supplies	Supplies	Baseline Spending	Essential Operations	Wastewater	5,041	-	-	-	-
641	Enterprise	Enterprise Fund	Public Works	Wastewater	641-06-605-514-421002	Supplies-Office-Stationary & Printing	Supplies	Baseline Spending	Essential Operations	Wastewater	5,693	9,067	10,000	10,527	10,000
641	Enterprise	Enterprise Fund	Public Works	Wastewater	641-06-605-514-421005	Supplies-Office-Print Shop Jobs Supplies	Supplies	Baseline Spending	Essential Operations	Wastewater	184	154	-	-	-
641	Enterprise	Enterprise Fund	Public Works	Wastewater	641-06-605-514-422001	Supplies-Operating-C.S. Gasoline	Supplies	Baseline Spending	Essential Operations	Wastewater	23,305	25,332	28,167	28,167	23,756
641	Enterprise	Enterprise Fund	Public Works	Wastewater	641-06-605-514-422002	Supplies-Operating-Diesel/CNG	Supplies	Baseline Spending	Essential Operations	Wastewater	4,531	-	5,000	5,000	5,000
641	Enterprise	Enterprise Fund	Public Works	Wastewater	641-06-605-514-422004	Supplies-Operating-Oil	Supplies	Baseline Spending	Essential Operations	Wastewater	17,785	8,198	14,000	14,453	14,000
641	Enterprise	Enterprise Fund	Public Works	Wastewater	641-06-605-514-422005	Supplies-Operating-Uniforms	Supplies	Baseline Spending	Essential Operations	Wastewater	18,883	20,866	23,000	24,700	23,000
641	Enterprise	Enterprise Fund	Public Works	Wastewater	641-06-605-514-422006	Supplies-Operating-Computer Supplies & Equipment	Supplies	Baseline Spending	Essential Operations	Wastewater	20,439	-	-	-	-
641	Enterprise	Enterprise Fund	Public Works	Wastewater	641-06-605-514-422007	Supplies-Operating-Cleaning Supplies	Supplies	Baseline Spending	Essential Operations	Wastewater	3,773	5,214	5,000	5,000	5,000
641	Enterprise	Enterprise Fund	Public Works	Wastewater	641-06-605-514-422008	Supplies-Operating-Medical/Safety Supplies	Supplies	Baseline Spending	Essential Operations	Wastewater	6,098	2,593	6,275	6,275	6,275
641	Enterprise	Enterprise Fund	Public Works	Wastewater	641-06-605-514-422012	Supplies-Operating-Water Treatment Chemicals	Supplies	Baseline Spending	Essential Operations	Wastewater	273,560	355,704	401,350	528,377	405,038
641	Enterprise	Enterprise Fund	Public Works	Wastewater	641-06-605-514-422022	Supplies-Operating-Laboratory Supplies	Supplies	Baseline Spending	Essential Operations	Wastewater	35,393	49,720	40,000	41,162	40,000
641	Enterprise	Enterprise Fund	Public Works	Wastewater	641-06-605-514-423006	Supplies-Repair & Maint-Small Tools & Equipment	Supplies	Baseline Spending	Essential Operations	Wastewater	27,207	13,939	27,000	36,306	27,000
641	Enterprise	Enterprise Fund	Public Works	Wastewater	641-06-605-514-423009	Supplies-Repair & Maint-Repair Parts	Supplies	Baseline Spending	Essential Operations	Wastewater	506,819	424,066	400,000	435,294	400,000
641	Enterprise	Enterprise Fund	Public Works	Wastewater	641-06-605-514-423013	Supplies-Repair & Maint-Materials & Supplies	Supplies	Baseline Spending	Essential Operations	Wastewater	183,113	197,463	210,000	258,217	210,000
641	Enterprise	Enterprise Fund	Public Works	Wastewater	641-06-605-514-431000	Services & Charges-Professional-Other Professional Svcs	Professional Services	Baseline Spending	Essential Operations	Wastewater	-	3,500	-	-	-
641	Enterprise	Enterprise Fund	Public Works	Wastewater	641-06-605-514-431001	Services & Charges-Professional-Legal Services	Professional Services	Baseline Spending	Essential Operations	Wastewater	190,329	78,159	350,000	350,000	250,000
641	Enterprise	Enterprise Fund	Public Works	Wastewater	641-06-605-514-431002	Services & Charges-Professional-Engineering & Architectural	Professional Services	Baseline Spending	Essential Operations	Wastewater	1,138,782	1,494,383	1,150,000	1,578,422	1,950,000
641	Enterprise	Enterprise Fund	Public Works	Wastewater	641-06-605-514-431004	Services & Charges-Professional-Accounting	Professional Services	Baseline Spending	Essential Operations	Wastewater	5,250	31,081	40,000	74,169	40,000
641	Enterprise	Enterprise Fund	Public Works	Wastewater	641-06-605-514-431013	Services & Charges-Professional-Contract Lab Analysis	Professional Services	Baseline Spending	Essential Operations	Wastewater	30,631	27,849	60,000	62,852	60,000
641	Enterprise	Enterprise Fund	Public Works	Wastewater	641-06-605-514-432002	Services & Charges-Communication & Transp-Mailing	Other Services & Charges	Baseline Spending	Essential Operations	Wastewater	2,670	3,034	5,000	7,500	5,000
641	Enterprise	Enterprise Fund	Public Works	Wastewater	641-06-605-514-432003	Services & Charges-Communication & Transp-Travel	Travel	Baseline Spending	Essential Operations	Wastewater	12,792	5,218	30,000	30,000	30,000
641	Enterprise	Enterprise Fund	Public Works	Wastewater	641-06-605-514-432004	Services & Charges-Communication & Transp-Telecommunications	Other Services & Charges	Baseline Spending	Essential Operations	Wastewater	9,000	7,729	6,000	6,709	6,600
641	Enterprise	Enterprise Fund	Public Works	Wastewater	641-06-605-514-433001	Services & Charges-Printing & Ad-Outside Printing Services	Printing & Advertising	Baseline Spending	Essential Operations	Wastewater	-	-	1,199	1,199	1,199
641	Enterprise	Enterprise Fund	Public Works	Wastewater	641-06-605-514-433002	Services & Charges-Printing & Ad-Publication of Legal Notice	Printing & Advertising	Baseline Spending	Essential Operations	Wastewater	570	228	3,000	3,250	3,000
641	Enterprise	Enterprise Fund	Public Works	Wastewater	641-06-605-514-435001	Services & Charges-Utility Services-Electric	Utilities	Baseline Spending	Essential Operations	Wastewater	866,465	932,277	900,000	900,000	935,000
641	Enterprise	Enterprise Fund	Public Works	Wastewater	641-06-605-514-435002	Services & Charges-Utility Services-Natural Gas	Utilities	Baseline Spending	Essential Operations	Wastewater	122,390	203,377	340,000	340,000	300,000
641	Enterprise	Enterprise Fund	Public Works	Wastewater	641-06-605-514-435004	Services & Charges-Utility Services-Water	Utilities	Baseline Spending	Essential Operations	Wastewater	12,085	21,758	20,000	22,500	23,000
641	Enterprise	Enterprise Fund	Public Works	Wastewater	641-06-605-514-436001	Services & Charges-Repairs & Maint-Building R&M	Repairs & Maintenance	Baseline Spending	Maintenance of Current Capital	Fleet & Building Maintenance	226,233	547,108	643,500	699,127	643,500
641	Enterprise	Enterprise Fund	Public Works	Wastewater	641-06-605-514-436003	Services & Charges-Repairs & Maint-Auto Equip R&M	Repairs & Maintenance	Baseline Spending	Maintenance of Current Capital	Fleet & Building Maintenance	54,776	50,784	55,000	55,122	55,000
641	Enterprise	Enterprise Fund	Public Works	Wastewater	641-06-605-514-436005	Services & Charges-Repairs & Maint-Other Equip R&M	Repairs & Maintenance	Baseline Spending	Maintenance of Current Capital	Fleet & Building Maintenance	197,965	772,519	395,000	516,741	398,000
641	Enterprise	Enterprise Fund	Public Works	Wastewater	641-06-605-514-436006	Services & Charges-Repairs & Maint-Radio Equip R&M	Repairs & Maintenance	Baseline Spending	Maintenance of Current Capital	Fleet & Building Maintenance	2,285	3,416	2,500	2,500	2,500
641	Enterprise	Enterprise Fund	Public Works	Wastewater	641-06-605-514-436011	Services & Charges-Repairs & Maint-Exterminating	Repairs & Maintenance	Baseline Spending	Essential Operations	Wastewater	-	-	-	150	-
641	Enterprise	Enterprise Fund	Public Works	Wastewater	641-06-605-514-438100	Services & Charges-Debt Service-Principal	Debt Service Principal	Baseline Spending	Debt Service	Debt Service	17,296	7,653	7,233	7,233	4,370
641	Enterprise	Enterprise Fund	Public Works	Wastewater	641-06-605-514-438200	Services & Charges-Debt Service-Interest	Debt Service Interest & Fees	Baseline Spending	Debt Service	Debt Service	1,985	644	331	331	91
641	Enterprise	Enterprise Fund	Public Works	Wastewater	641-06-605-514-439000	Services & Charges-Other-Misc Charges & Svcs	Other Services & Charges	Baseline Spending	Essential Operations	Wastewater	-	-	100	100	100
641	Enterprise	Enterprise Fund	Public Works	Wastewater	641-06-605-514-439003	Services & Charges-Other-Subscriptions	Other Services & Charges	Baseline Spending	Essential Operations	Wastewater	1,747	625,630	-	303,571	-
641	Enterprise	Enterprise Fund	Public Works	Wastewater	641-06-605-514-439004	Services & Charges-Other-Dues & Memberships	Other Services & Charges	Baseline Spending	Essential Operations	Wastewater	18,220	19,825	28,500	28,500	28,500
641	Enterprise	Enterprise Fund	Public Works	Wastewater	641-06-605-514-439005	Services & Charges-Other-Bank & Credit Card Fees	Other Services & Charges	Baseline Spending	Essential Operations	Wastewater	1,290	1,561	1,300	249	-

Fund	Fund Classification	Fund Type	Department	Subdivision	Account	Main Account Description	Category	Strategic / Baseline Category 1	Strategic / Baseline Category 2	Strategic / Baseline Category 3	2018 ACTUAL	2019 ACTUAL	2020 ORIGINAL BUDGET	2020 AMENDED BUDGET	2021 PROPOSED BUDGET
641	Enterprise	Enterprise Fund	Public Works	Wastewater	641-06-605-514-439006	Services & Charges-Other-Education & Training	Education & Training	Baseline Spending	Essential Operations	Wastewater	8,559	7,945	24,000	24,000	24,000
641	Enterprise	Enterprise Fund	Public Works	Wastewater	641-06-605-514-439011	Services & Charges-Other-Waste Removal/Disposal	Other Services & Charges	Baseline Spending	Essential Operations	Wastewater	57,663	113,770	72,500	81,548	72,000
641	Enterprise	Enterprise Fund	Public Works	Wastewater	641-06-605-514-439021	Services & Charges-Other-Basement Valve Program	Other Services & Charges	Baseline Spending	Essential Operations	Wastewater	38,945	9,648	50,000	50,000	50,000
641	Enterprise	Enterprise Fund	Public Works	Wastewater	641-06-605-514-439023	Services & Charges-Other-Penalties/Fees	Other Services & Charges	Baseline Spending	Essential Operations	Wastewater	2,080	-	3,000	3,000	3,000
641	Enterprise	Enterprise Fund	Public Works	Wastewater	641-06-605-514-439999	Services & Charges-Other-Bad Debt Expense	Other Services & Charges	Baseline Spending	Essential Operations	Wastewater	6,417	7,212	-	4,994	-
641	Enterprise	Enterprise Fund	Public Works	Wastewater	641-06-605-514-451000	Other Uses-State Board of Accounts	Other Services & Charges	Baseline Spending	Essential Operations	Wastewater	18,942	10,859	16,000	16,000	16,000
641	Enterprise	Enterprise Fund	Public Works	Wastewater	641-06-605-514-452000	Other Uses-Interfund Transfer Out-Transfers Out	Interfund Transfers Out	Baseline Spending	Interfund Transfers	Interfund Transfers	12,697,559	13,075,295	15,782,102	15,782,102	13,696,686
641	Enterprise	Enterprise Fund	Public Works	Wastewater	641-06-605-514-452001	Other Uses-Interfund Transfer Out-PILOT	PILOT	Baseline Spending	Essential Operations	Wastewater	4,601,656	4,678,366	4,592,349	4,592,349	4,543,120
641	Enterprise	Enterprise Fund	Public Works	Wastewater	641-06-605-514-452002	Other Uses-Interfund Transfer Out-Allocations-Admin Cost	Other Interfund Allocations	Baseline Spending	Interfund Transfers	Interfund Transfers	1,041,111	1,250,680	1,254,547	1,254,547	1,665,791
641	Enterprise	Enterprise Fund	Public Works	Wastewater	641-06-605-514-452003	Other Uses-Interfund Transfer Out-Allocations-IT	Other Interfund Allocations	Baseline Spending	Interfund Transfers	Interfund Transfers	456,929	562,970	459,284	459,284	506,602
641	Enterprise	Enterprise Fund	Public Works	Wastewater	641-06-605-514-452004	Other Uses-Interfund Transfer Out-Allocations-Liability Ins	Other Interfund Allocations	Baseline Spending	Interfund Transfers	Interfund Transfers	208,803	253,364	253,826	253,826	437,085
641	Enterprise	Enterprise Fund	Public Works	Wastewater	641-06-605-514-452005	Other Uses-Interfund Transfer Out-Allocations-Utility Mgmt	Other Interfund Allocations	Baseline Spending	Interfund Transfers	Interfund Transfers	1,205,781	1,438,428	1,485,327	1,485,327	1,545,290
641	Enterprise	Enterprise Fund	Public Works	Wastewater	641-06-605-514-452006	Other Uses-Interfund Transfer Out-Allocations-Print Shop	Other Interfund Allocations	Baseline Spending	Interfund Transfers	Interfund Transfers	1,128	1,177	-	-	-
641	Enterprise	Enterprise Fund	Public Works	Wastewater	641-06-605-514-452007	Other Uses-Interfund Transfer Out-Allocations-Central Stores	Other Interfund Allocations	Baseline Spending	Interfund Transfers	Interfund Transfers	14,308	22,631	-	-	-
641	Enterprise	Enterprise Fund	Public Works	Wastewater	641-06-605-514-452008	Other Uses-Interfund Transfer Out-Allocations-Payroll Cost	Other Interfund Allocations	Baseline Spending	Interfund Transfers	Interfund Transfers	-	629,653	648,149	648,149	576,817
641	Enterprise	Enterprise Fund	Public Works	Wastewater	641-06-605-514-452009	Other Uses-Interfund Transfer Out-Allocations-Facilities Mgt	Other Interfund Allocations	Baseline Spending	Interfund Transfers	Interfund Transfers	-	-	37,212	37,212	40,769
641	Enterprise	Enterprise Fund	Public Works	Organic Resources	641-06-605-515-410001	Personnel-Salaries & Wages-Salaried Wages	Salaries & Wages	Baseline Spending	Essential Operations	Wastewater	120,501	101,059	104,582	104,582	104,895
641	Enterprise	Enterprise Fund	Public Works	Organic Resources	641-06-605-515-410002	Personnel-Salaries & Wages-Teamster Wages	Salaries & Wages	Baseline Spending	Essential Operations	Wastewater	163,499	151,758	166,384	166,384	168,048
641	Enterprise	Enterprise Fund	Public Works	Organic Resources	641-06-605-515-410004	Personnel-Salaries & Wages-Extra & Overtime	Salaries & Wages	Baseline Spending	Essential Operations	Wastewater	9,567	10,383	38,301	38,301	38,592
641	Enterprise	Enterprise Fund	Public Works	Organic Resources	641-06-605-515-410007	Personnel-Salaries & Wages-Longevity Pay	Salaries & Wages	Baseline Spending	Essential Operations	Wastewater	650	800	900	900	900
641	Enterprise	Enterprise Fund	Public Works	Organic Resources	641-06-605-515-410017	Personnel-Salaries & Wages-Stand By Pay	Salaries & Wages	Baseline Spending	Essential Operations	Wastewater	10,631	9,940	10,495	10,495	10,553
641	Enterprise	Enterprise Fund	Public Works	Organic Resources	641-06-605-515-411001	Personnel-Employee Benefits-FICA Regular	Fringe Benefits	Baseline Spending	Essential Operations	Wastewater	23,699	21,226	24,711	24,711	24,889
641	Enterprise	Enterprise Fund	Public Works	Organic Resources	641-06-605-515-411004	Personnel-Employee Benefits-PERF Regular	Fringe Benefits	Baseline Spending	Essential Operations	Wastewater	34,532	30,946	36,178	36,178	36,439
641	Enterprise	Enterprise Fund	Public Works	Organic Resources	641-06-605-515-411005	Personnel-Employee Benefits-PERF Union	Fringe Benefits	Baseline Spending	Essential Operations	Wastewater	2,100	1,919	3,267	3,267	3,297
641	Enterprise	Enterprise Fund	Public Works	Organic Resources	641-06-605-515-411007	Personnel-Employee Benefits-Unemployment Comp	Fringe Benefits	Baseline Spending	Essential Operations	Wastewater	-	-	32	32	82
641	Enterprise	Enterprise Fund	Public Works	Organic Resources	641-06-605-515-411008	Personnel-Employee Benefits-Health Insurance	Fringe Benefits	Baseline Spending	Essential Operations	Wastewater	53,637	35,898	39,842	39,842	39,842
641	Enterprise	Enterprise Fund	Public Works	Organic Resources	641-06-605-515-411009	Personnel-Employee Benefits-Life Insurance	Fringe Benefits	Baseline Spending	Essential Operations	Wastewater	744	710	720	720	720
641	Enterprise	Enterprise Fund	Public Works	Organic Resources	641-06-605-515-411014	Personnel-Employee Benefits-Parental Leave	Fringe Benefits	Baseline Spending	Essential Operations	Wastewater	790	699	1,122	1,122	1,130
641	Enterprise	Enterprise Fund	Public Works	Organic Resources	641-06-605-515-411015	Personnel-Employee Benefits-Other Fringe Benefits	Fringe Benefits	Baseline Spending	Essential Operations	Wastewater	200	200	450	450	450
641	Enterprise	Enterprise Fund	Public Works	Organic Resources	641-06-605-515-411203	Personnel-Employee Benefits-Job Readiness Allow.	Fringe Benefits	Baseline Spending	Essential Operations	Wastewater	1,700	1,700	1,700	1,700	1,700
641	Enterprise	Enterprise Fund	Public Works	Organic Resources	641-06-605-515-411204	Personnel-Employee Benefits-Auto Allowance	Fringe Benefits	Baseline Spending	Essential Operations	Wastewater	740	-	-	-	-
641	Enterprise	Enterprise Fund	Public Works	Organic Resources	641-06-605-515-411206	Personnel-Employee Benefits-Cell Phone Allowance	Fringe Benefits	Baseline Spending	Essential Operations	Wastewater	792	660	660	660	660
641	Enterprise	Enterprise Fund	Public Works	Organic Resources	641-06-605-515-421002	Supplies-Office-Stationary & Printing	Supplies	Baseline Spending	Essential Operations	Wastewater	281	966	1,000	1,033	1,000
641	Enterprise	Enterprise Fund	Public Works	Organic Resources	641-06-605-515-422001	Supplies-Operating-C.S. Gasoline	Supplies	Baseline Spending	Essential Operations	Wastewater	86,514	77,859	94,278	94,278	82,039
641	Enterprise	Enterprise Fund	Public Works	Organic Resources	641-06-605-515-422005	Supplies-Operating-Uniforms	Supplies	Baseline Spending	Essential Operations	Wastewater	1,300	2,322	3,000	3,136	3,000
641	Enterprise	Enterprise Fund	Public Works	Organic Resources	641-06-605-515-422007	Supplies-Operating-Cleaning Supplies	Supplies	Baseline Spending	Essential Operations	Wastewater	252	-	300	300	300
641	Enterprise	Enterprise Fund	Public Works	Organic Resources	641-06-605-515-422008	Supplies-Operating-Medical/Safety Supplies	Supplies	Baseline Spending	Essential Operations	Wastewater	200	-	200	200	200
641	Enterprise	Enterprise Fund	Public Works	Organic Resources	641-06-605-515-423006	Supplies-Repair & Maint-Small Tools & Equipment	Supplies	Baseline Spending	Essential Operations	Wastewater	171	318	-	60	-
641	Enterprise	Enterprise Fund	Public Works	Organic Resources	641-06-605-515-423009	Supplies-Repair & Maint-Repair Parts	Supplies	Baseline Spending	Essential Operations	Wastewater	529	521	2,000	2,000	2,000
641	Enterprise	Enterprise Fund	Public Works	Organic Resources	641-06-605-515-423013	Supplies-Repair & Maint-Materials & Supplies	Supplies	Baseline Spending	Essential Operations	Wastewater	232	736	3,000	3,000	3,000
641	Enterprise	Enterprise Fund	Public Works	Organic Resources	641-06-605-515-432000	Services & Charges-Communication & Transp-Other	Other Services & Charges	Baseline Spending	Essential Operations	Wastewater	710	780	1,500	1,870	1,500
641	Enterprise	Enterprise Fund	Public Works	Organic Resources	641-06-605-515-432002	Services & Charges-Communication & Transp-Mailing	Other Services & Charges	Baseline Spending	Essential Operations	Wastewater	211	172	300	360	300

Fund	Fund Classification	Fund Type	Department	Subdivision	Account	Main Account Description	Category	Strategic / Baseline Category 1	Strategic / Baseline Category 2	Strategic / Baseline Category 3	2018 ACTUAL	2019 ACTUAL	2020 ORIGINAL BUDGET	2020 AMENDED BUDGET	2021 PROPOSED BUDGET
641	Enterprise	Enterprise Fund	Public Works	Organic Resources	641-06-605-515-432003	Services & Charges-Communication & Transp-Travel	Travel	Baseline Spending	Essential Operations	Wastewater	1,040	307	3,000	3,000	3,000
641	Enterprise	Enterprise Fund	Public Works	Organic Resources	641-06-605-515-433001	Services & Charges-Printing & Ad-Outside Printing Services	Printing & Advertising	Baseline Spending	Essential Operations	Wastewater	-	-	100	100	100
641	Enterprise	Enterprise Fund	Public Works	Organic Resources	641-06-605-515-433002	Services & Charges-Printing & Ad-Publication of Legal Notice	Printing & Advertising	Baseline Spending	Essential Operations	Wastewater	95	-	200	200	200
641	Enterprise	Enterprise Fund	Public Works	Organic Resources	641-06-605-515-435001	Services & Charges-Utility Services-Electric	Utilities	Baseline Spending	Essential Operations	Wastewater	2,506	3,026	3,600	3,600	3,600
641	Enterprise	Enterprise Fund	Public Works	Organic Resources	641-06-605-515-435002	Services & Charges-Utility Services-Natural Gas	Utilities	Baseline Spending	Essential Operations	Wastewater	5,675	7,113	7,000	7,000	7,000
641	Enterprise	Enterprise Fund	Public Works	Organic Resources	641-06-605-515-435004	Services & Charges-Utility Services-Water	Utilities	Baseline Spending	Essential Operations	Wastewater	1,125	1,017	1,700	1,950	1,700
641	Enterprise	Enterprise Fund	Public Works	Organic Resources	641-06-605-515-436001	Services & Charges-Repairs & Maint-Building R&M	Repairs & Maintenance	Baseline Spending	Maintenance of Current Capital	Fleet & Building Maintenance	5,499	7,408	20,000	20,410	50,000
641	Enterprise	Enterprise Fund	Public Works	Organic Resources	641-06-605-515-436003	Services & Charges-Repairs & Maint-Auto Equip R&M	Repairs & Maintenance	Baseline Spending	Maintenance of Current Capital	Fleet & Building Maintenance	300,734	285,097	180,000	172,297	250,000
641	Enterprise	Enterprise Fund	Public Works	Organic Resources	641-06-605-515-436005	Services & Charges-Repairs & Maint-Other Equip R&M	Repairs & Maintenance	Baseline Spending	Maintenance of Current Capital	Fleet & Building Maintenance	-	-	500	500	500
641	Enterprise	Enterprise Fund	Public Works	Organic Resources	641-06-605-515-436006	Services & Charges-Repairs & Maint-Radio Equip R&M	Repairs & Maintenance	Baseline Spending	Maintenance of Current Capital	Fleet & Building Maintenance	1,476	442	1,500	1,500	1,500
641	Enterprise	Enterprise Fund	Public Works	Organic Resources	641-06-605-515-438100	Services & Charges-Debt Service-Principal	Debt Service Principal	Baseline Spending	Debt Service	Debt Service	482,499	500,993	509,521	509,521	290,045
641	Enterprise	Enterprise Fund	Public Works	Organic Resources	641-06-605-515-438200	Services & Charges-Debt Service-Interest	Debt Service Interest & Fees	Baseline Spending	Debt Service	Debt Service	37,603	24,408	15,874	15,874	7,725
641	Enterprise	Enterprise Fund	Public Works	Organic Resources	641-06-605-515-439001	Services & Charges-Other-Other Contractual Services	Other Services & Charges	Baseline Spending	Essential Operations	Wastewater	87,165	165,487	132,950	143,686	132,950
641	Enterprise	Enterprise Fund	Public Works	Organic Resources	641-06-605-515-439004	Services & Charges-Other-Dues & Memberships	Other Services & Charges	Baseline Spending	Essential Operations	Wastewater	70	-	1,400	1,400	1,400
641	Enterprise	Enterprise Fund	Public Works	Organic Resources	641-06-605-515-439005	Services & Charges-Other-Bank & Credit Card Fees	Other Services & Charges	Baseline Spending	Essential Operations	Wastewater	-	-	-	1,051	1,300
641	Enterprise	Enterprise Fund	Public Works	Organic Resources	641-06-605-515-439006	Services & Charges-Other-Education & Training	Education & Training	Baseline Spending	Essential Operations	Wastewater	110	-	2,500	2,500	2,500
641	Enterprise	Enterprise Fund	Public Works	Organic Resources	641-06-605-515-439011	Services & Charges-Other-Waste Removal/Disposal	Other Services & Charges	Baseline Spending	Essential Operations	Wastewater	-	9,009	40,000	33,764	40,000
641	Enterprise	Enterprise Fund	Public Works	Organic Resources	641-06-605-515-439013	Services & Charges-Other-Closed Landfill Monitoring	Other Services & Charges	Baseline Spending	Essential Operations	Wastewater	2,350	2,350	27,350	36,083	27,350
641	Enterprise	Enterprise Fund	Public Works	Organic Resources	641-06-605-515-452002	Other Uses-Interfund Transfer Out-Allocations-Admin Cost	Other Interfund Allocations	Baseline Spending	Interfund Transfers	Interfund Transfers	53,452	56,806	63,701	63,701	79,274
641	Enterprise	Enterprise Fund	Public Works	Organic Resources	641-06-605-515-452003	Other Uses-Interfund Transfer Out-Allocations-IT	Other Interfund Allocations	Baseline Spending	Interfund Transfers	Interfund Transfers	59,508	63,403	43,523	43,523	35,594
641	Enterprise	Enterprise Fund	Public Works	Organic Resources	641-06-605-515-452004	Other Uses-Interfund Transfer Out-Allocations-Liability Ins	Other Interfund Allocations	Baseline Spending	Interfund Transfers	Interfund Transfers	1,251	1,430	37,141	37,141	6,762
641	Enterprise	Enterprise Fund	Public Works	Organic Resources	641-06-605-515-452007	Other Uses-Interfund Transfer Out-Allocations-Central Stores	Other Interfund Allocations	Baseline Spending	Interfund Transfers	Interfund Transfers	1,254	1,297	-	-	-
641	Enterprise	Enterprise Fund	Public Works	Organic Resources	641-06-605-515-452008	Other Uses-Interfund Transfer Out-Allocations-Payroll Cost	Other Interfund Allocations	Baseline Spending	Interfund Transfers	Interfund Transfers	-	28,434	29,239	29,239	29,209
641	Enterprise	Enterprise Fund	Public Works	Organic Resources	641-06-605-515-452009	Other Uses-Interfund Transfer Out-Allocations-Facilities Mgt	Other Interfund Allocations	Baseline Spending	Interfund Transfers	Interfund Transfers	-	-	308	308	364
642	Enterprise	Enterprise Fund	Public Works	Sewers	642-06-602-509-443001	Capital Outlay-Buildings-Building Improvements	Capital	Baseline Spending	Maintenance of Current Capital	Fleet & Building Maintenance	-	-	-	-	250,000
642	Enterprise	Enterprise Fund	Public Works	Sewers	642-06-602-509-445000	Capital Outlay-Machinery & Equip-Motor Equipment	Capital	Baseline Spending	Maintenance of Current Capital	Fleet Replacement	982,437	1,031,306	1,010,000	1,651,761	1,137,000
642	Enterprise	Enterprise Fund	Public Works	Wastewater	642-06-605-514-445000	Capital Outlay-Machinery & Equip-Motor Equipment	Capital	Baseline Spending	Maintenance of Current Capital	Fleet Replacement	47,083	275,566	386,000	415,219	1,208,000
642	Enterprise	Enterprise Fund	Public Works	Wastewater	642-06-605-514-445006	Capital Outlay-Machinery & Equip-Computer Equip/Network	Capital	Baseline Spending	Maintenance of Current Capital	Fleet Replacement	-	15,200	-	-	-
642	Enterprise	Enterprise Fund	Public Works	Wastewater	642-06-605-514-445008	Capital Outlay-Machinery & Equip-Other Equipment	Capital	Baseline Spending	Maintenance of Current Capital	Fleet Replacement	-	-	15,000	532,875	10,000
643	Enterprise	Enterprise Fund	Public Works	Wastewater	643-06-605-514-452000	Other Uses-Interfund Transfer Out-Transfers Out	Interfund Transfers Out	Baseline Spending	Interfund Transfers	Interfund Transfers	88,247	127,330	120,000	120,000	75,112
649	Enterprise	Enterprise Fund	Public Works	Wastewater	649-06-605-514-438100	Services & Charges-Debt Service-Principal	Debt Service Principal	Baseline Spending	Debt Service	Debt Service	6,980,000	5,760,000	5,900,000	5,900,000	6,055,000
649	Enterprise	Enterprise Fund	Public Works	Wastewater	649-06-605-514-438101	Services & Charges-Debt Service-Principal SRF Bonds	Debt Service Principal	Baseline Spending	Debt Service	Debt Service	167,038	171,732	176,557	176,557	181,519
649	Enterprise	Enterprise Fund	Public Works	Wastewater	649-06-605-514-438200	Services & Charges-Debt Service-Interest	Debt Service Interest & Fees	Baseline Spending	Debt Service	Debt Service	1,942,480	1,786,772	1,654,328	1,654,328	1,513,402
649	Enterprise	Enterprise Fund	Public Works	Wastewater	649-06-605-514-438201	Services & Charges-Debt Service-Interest - SRF Bonds	Debt Service Interest & Fees	Baseline Spending	Debt Service	Debt Service	59,533	54,839	49,130	49,130	45,068
649	Enterprise	Enterprise Fund	Public Works	Wastewater	649-06-605-514-438300	Services & Charges-Debt Service-Paying Agent Fees	Debt Service Interest & Fees	Baseline Spending	Debt Service	Debt Service	2,800	2,950	5,000	5,000	5,000
653	Enterprise	Enterprise	Mayor's Office	Mayor	653-01-010-010-410001	Personnel-Salaries & Wages-Salaried Wages	Salaries & Wages	Baseline Spending	Essential Operations	Administration	-	-	-	553,098	-
654	Enterprise	Enterprise Fund	Public Works	Wastewater	654-06-605-514-452000	Other Uses-Interfund Transfer Out-Transfers Out	Interfund Transfers Out	Baseline Spending	Interfund Transfers	Interfund Transfers	-	-	25,000	25,000	5,578
655	Enterprise	Enterprise Fund	Public Works	Leaf Pickup	655-06-602-508-410006	Personnel-Salaries & Wages-Bonus	Salaries & Wages	Baseline Spending	Essential Operations	Administration	-	500	-	-	-
655	Enterprise	Enterprise Fund	Public Works	Leaf Pickup	655-06-602-508-436003	Services & Charges-Repairs & Maint-Auto Equip R&M	Repairs & Maintenance	Baseline Spending	Maintenance of Current Capital	Fleet & Building Maintenance	9,606	-	-	-	-
655	Enterprise	Enterprise Fund	Public Works	Leaf Pickup	655-06-602-508-438100	Services & Charges-Debt Service-Principal	Debt Service Principal	Baseline Spending	Debt Service	Debt Service	48,404	-	-	-	-
655	Enterprise	Enterprise Fund	Public Works	Leaf Pickup	655-06-602-508-438200	Services & Charges-Debt Service-Interest	Debt Service Interest & Fees	Baseline Spending	Debt Service	Debt Service	576	-	-	-	-
655	Enterprise	Enterprise Fund	Public Works	Leaf Pickup	655-06-602-508-452000	Other Uses-Interfund Transfer Out-Transfers Out	Interfund Transfers Out	Baseline Spending	Interfund Transfers	Interfund Transfers	550,000	550,000	300,000	300,000	500,000

Fund	Fund Classification	Fund Type	Department	Subdivision	Account	Main Account Description	Category	Strategic / Baseline Category 1	Strategic / Baseline Category 2	Strategic / Baseline Category 3	2018 ACTUAL	2019 ACTUAL	2020 ORIGINAL BUDGET	2020 AMENDED BUDGET	2021 PROPOSED BUDGET
655	Enterprise	Enterprise Fund	Public Works	Leaf Pickup	655-06-602-508-452002	Other Uses-Interfund Transfer Out-Allocations-Admin Cost	Other Interfund Allocations	Baseline Spending	Interfund Transfers	Interfund Transfers	17,647	24,367	26,235	26,235	20,750
655	Enterprise	Enterprise Fund	Public Works	Leaf Pickup	655-06-602-508-452005	Other Uses-Interfund Transfer Out-Allocations-Utility Mgmt	Other Interfund Allocations	Baseline Spending	Interfund Transfers	Interfund Transfers	13,734	15,876	16,150	16,150	16,659
670	Enterprise	Enterprise Fund	Venues Parks & Arts	CC City Operations	670-11-230-295-423000	Supplies-Repair & Maint-Other R&M Supplies	Supplies	Baseline Spending	Maintenance of Current Capital	Fleet & Building Maintenance	14,887	17,522	9,000	9,580	9,000
670	Enterprise	Enterprise Fund	Venues Parks & Arts	CC City Operations	670-11-230-295-436001	Services & Charges-Repairs & Maint-Building R&M	Repairs & Maintenance	Baseline Spending	Maintenance of Current Capital	Fleet & Building Maintenance	11,843	47,813	60,000	71,007	55,000
670	Enterprise	Enterprise Fund	Venues Parks & Arts	CC City Operations	670-11-230-295-436004	Services & Charges-Repairs & Maint-Computer Equip R&M	Repairs & Maintenance	Baseline Spending	Maintenance of Current Capital	Fleet & Building Maintenance	3,617	614	5,500	5,500	4,000
670	Enterprise	Enterprise Fund	Venues Parks & Arts	CC City Operations	670-11-230-295-436005	Services & Charges-Repairs & Maint-Other Equip R&M	Repairs & Maintenance	Baseline Spending	Maintenance of Current Capital	Fleet & Building Maintenance	21,271	53,215	34,500	49,793	34,500
670	Enterprise	Enterprise Fund	Venues Parks & Arts	CC City Operations	670-11-230-295-436006	Services & Charges-Repairs & Maint-Radio Equip R&M	Repairs & Maintenance	Baseline Spending	Maintenance of Current Capital	Fleet & Building Maintenance	665	-	1,000	1,000	1,000
670	Enterprise	Enterprise Fund	Venues Parks & Arts	CC City Operations	670-11-230-295-452000	Other Uses-Interfund Transfer Out-Transfers Out	Interfund Transfers Out	Baseline Spending	Interfund Transfers	Interfund Transfers	-	90,752	93,939	93,939	97,217
670	Enterprise	Enterprise Fund	Venues Parks & Arts	CC City Operations	670-11-230-295-452002	Other Uses-Interfund Transfer Out-Allocations-Admin Cost	Other Interfund Allocations	Baseline Spending	Interfund Transfers	Interfund Transfers	-	-	55,660	55,660	71,395
670	Enterprise	Enterprise Fund	Venues Parks & Arts	CC City Operations	670-11-230-295-452003	Other Uses-Interfund Transfer Out-Allocations-IT	Other Interfund Allocations	Baseline Spending	Interfund Transfers	Interfund Transfers	-	96,180	51,538	51,538	60,862
670	Enterprise	Enterprise Fund	Venues Parks & Arts	CC City Operations	670-11-230-295-452004	Other Uses-Interfund Transfer Out-Allocations-Liability Ins	Other Interfund Allocations	Baseline Spending	Interfund Transfers	Interfund Transfers	-	38,295	39,014	39,014	43,654
670	Enterprise	Enterprise Fund	Venues Parks & Arts	CC City Operations	670-11-230-295-452009	Other Uses-Interfund Transfer Out-Allocations-Facilities Mgt	Other Interfund Allocations	Baseline Spending	Interfund Transfers	Interfund Transfers	-	-	7,396	7,396	11,776
670	Enterprise	Enterprise Fund	Venues Parks & Arts	CC SMG Operations	670-11-230-296-436900	Services & Charges-Repairs & Maint-SMG R&M	Repairs & Maintenance	Baseline Spending	Maintenance of Current Capital	Fleet & Building Maintenance	19,595	-	-	-	-
670	Enterprise	Enterprise Fund	Venues Parks & Arts	CC SMG Operations	670-11-230-296-452000	Other Uses-Interfund Transfer Out-Transfers Out	Interfund Transfers Out	Baseline Spending	Interfund Transfers	Interfund Transfers	85,909	177,475	-	-	-
670	Enterprise	Enterprise Fund	Venues Parks & Arts	CC SMG Operations	670-11-230-296-452003	Other Uses-Interfund Transfer Out-Allocations-IT	Other Interfund Allocations	Baseline Spending	Interfund Transfers	Interfund Transfers	-	27,905	15,936	15,936	59,289
671	Enterprise	Enterprise Fund	Venues Parks & Arts	CC Capital	671-11-230-297-443001	Capital Outlay-Buildings-Building Improvements	Capital	Baseline Spending	Maintenance of Current Capital	Fleet & Building Maintenance	1,725	-	-	980,000	-
671	Enterprise	Enterprise Fund	Venues Parks & Arts	CC Capital	671-11-230-297-445007	Capital Outlay-Machinery & Equip-Materials & Equip	Capital	Baseline Spending	Maintenance of Current Capital	Fleet Replacement	3,491	-	20,000	20,000	-
672	Enterprise	Enterprise Fund	Venues Parks & Arts	CC Debt Service	672-11-230-298-438100	Services & Charges-Debt Service-Principal	Debt Service Principal	Baseline Spending	Debt Service	Debt Service	162,702	280,090	285,614	285,614	291,274
672	Enterprise	Enterprise Fund	Venues Parks & Arts	CC Debt Service	672-11-230-298-438200	Services & Charges-Debt Service-Interest	Debt Service Interest & Fees	Baseline Spending	Debt Service	Debt Service	143,034	135,333	125,482	125,482	115,437
701	Governmental	Fiduciary Trust Fund	Fire	Fire Pension	701-09-091-096-410001	Personnel-Salaries & Wages-Salaried Wages	Salaries & Wages	Baseline Spending	Essential Operations	Fire/EMS	697	-	-	-	-
701	Governmental	Fiduciary Trust Fund	Fire	Fire Pension	701-09-091-096-410023	Personnel-Salaries & Wages-Pension Retired Personnel	Salaries & Wages	Baseline Spending	Essential Operations	Fire/EMS	3,300,639	3,312,490	3,434,240	3,434,240	3,411,865
701	Governmental	Fiduciary Trust Fund	Fire	Fire Pension	701-09-091-096-410024	Personnel-Salaries & Wages-Pensions Current Year	Salaries & Wages	Baseline Spending	Essential Operations	Fire/EMS	79,384	65,630	200,000	200,000	-
701	Governmental	Fiduciary Trust Fund	Fire	Fire Pension	701-09-091-096-410025	Personnel-Salaries & Wages-Pensions Dependents	Salaries & Wages	Baseline Spending	Essential Operations	Fire/EMS	1,072,328	941,375	1,050,194	1,050,194	969,617
701	Governmental	Fiduciary Trust Fund	Fire	Fire Pension	701-09-091-096-410026	Personnel-Salaries & Wages-Deferred Retire Option Plan	Salaries & Wages	Baseline Spending	Essential Operations	Fire/EMS	124,915	-	-	-	-
701	Governmental	Fiduciary Trust Fund	Fire	Fire Pension	701-09-091-096-410027	Personnel-Salaries & Wages-Death Benefits	Salaries & Wages	Baseline Spending	Essential Operations	Fire/EMS	48,000	120,000	96,000	96,000	96,000
701	Governmental	Fiduciary Trust Fund	Fire	Fire Pension	701-09-091-097-410001	Personnel-Salaries & Wages-Salaried Wages	Salaries & Wages	Baseline Spending	Essential Operations	Fire/EMS	10,230	9,730	10,927	10,927	10,927
701	Governmental	Fiduciary Trust Fund	Fire	Fire Pension	701-09-091-097-421002	Supplies-Office-Stationary & Printing	Supplies	Baseline Spending	Essential Operations	Fire/EMS	67	-	100	100	100
701	Governmental	Fiduciary Trust Fund	Fire	Fire Pension	701-09-091-097-431000	Services & Charges-Professional-Other Professional Svcs	Professional Services	Baseline Spending	Essential Operations	Fire/EMS	3,202	4,000	4,100	4,100	4,000
701	Governmental	Fiduciary Trust Fund	Fire	Fire Pension	701-09-091-097-431001	Services & Charges-Professional-Legal Services	Professional Services	Baseline Spending	Essential Operations	Fire/EMS	-	-	2,000	2,000	2,000
701	Governmental	Fiduciary Trust Fund	Fire	Fire Pension	701-09-091-097-432002	Services & Charges-Communication & Transp-Mailing	Other Services & Charges	Baseline Spending	Essential Operations	Fire/EMS	919	1,126	1,400	1,400	1,400
701	Governmental	Fiduciary Trust Fund	Fire	Fire Pension	701-09-091-097-432003	Services & Charges-Communication & Transp-Travel	Travel	Baseline Spending	Essential Operations	Fire/EMS	-	-	350	350	350
702	Governmental	Fiduciary Trust Fund	Police	Police Pension	702-08-081-086-410023	Personnel-Salaries & Wages-Pension Retired Personnel	Salaries & Wages	Baseline Spending	Essential Operations	Police	4,199,280	4,428,134	4,156,040	4,156,040	5,844,264
702	Governmental	Fiduciary Trust Fund	Police	Police Pension	702-08-081-086-410024	Personnel-Salaries & Wages-Pensions Current Year	Salaries & Wages	Baseline Spending	Essential Operations	Police	38,728	31,791	33,362	33,362	-
702	Governmental	Fiduciary Trust Fund	Police	Police Pension	702-08-081-086-410025	Personnel-Salaries & Wages-Pensions Dependents	Salaries & Wages	Baseline Spending	Essential Operations	Police	1,808,196	1,531,321	1,825,150	1,825,150	123,600
702	Governmental	Fiduciary Trust Fund	Police	Police Pension	702-08-081-086-410026	Personnel-Salaries & Wages-Deferred Retire Option Plan	Salaries & Wages	Baseline Spending	Essential Operations	Police	84,767	254,301	133,446	133,446	-
702	Governmental	Fiduciary Trust Fund	Police	Police Pension	702-08-081-086-410027	Personnel-Salaries & Wages-Death Benefits	Salaries & Wages	Baseline Spending	Essential Operations	Police	36,000	120,000	72,000	72,000	72,000
702	Governmental	Fiduciary Trust Fund	Police	Police Pension	702-08-081-087-410001	Personnel-Salaries & Wages-Salaried Wages	Salaries & Wages	Baseline Spending	Essential Operations	Police	8,729	9,108	9,290	9,290	9,476
702	Governmental	Fiduciary Trust Fund	Police	Police Pension	702-08-081-087-411001	Personnel-Employee Benefits-FICA Regular	Fringe Benefits	Baseline Spending	Essential Operations	Police	261	-	697	697	-
702	Governmental	Fiduciary Trust Fund	Police	Police Pension	702-08-081-087-411004	Personnel-Employee Benefits-PERF Regular	Fringe Benefits	Baseline Spending	Essential Operations	Police	-	-	1,020	1,020	-
702	Governmental	Fiduciary Trust Fund	Police	Police Pension	702-08-081-087-411010	Personnel-Employee Benefits-Med/Surgical/Dental	Fringe Benefits	Baseline Spending	Essential Operations	Police	-	-	2,000	2,000	-
702	Governmental	Fiduciary Trust Fund	Police	Police Pension	702-08-081-087-431000	Services & Charges-Professional-Other Professional Svcs	Professional Services	Baseline Spending	Essential Operations	Police	3,200	4,000	4,000	4,000	4,000
702	Governmental	Fiduciary Trust Fund	Police	Police Pension	702-08-081-087-431001	Services & Charges-Professional-Legal Services	Professional Services	Baseline Spending	Essential Operations	Police	-	-	2,500	2,500	2,500

Fund	Fund Classification	Fund Type	Department	Subdivision	Account	Main Account Description	Category	Strategic / Baseline Category 1	Strategic / Baseline Category 2	Strategic / Baseline Category 3	2018 ACTUAL	2019 ACTUAL	2020 ORIGINAL BUDGET	2020 AMENDED BUDGET	2021 PROPOSED BUDGET
702	Governmental	Fiduciary Trust Fund	Police	Police Pension	702-08-081-087-432002	Services & Charges-Communication & Transp-Mailing	Other Services & Charges	Baseline Spending	Essential Operations	Police	979	1,271	1,400	1,400	1,400
702	Governmental	Fiduciary Trust Fund	Police	Police Pension	702-08-081-087-432003	Services & Charges-Communication & Transp-Travel	Education & Training	Baseline Spending	Essential Operations	Police	-	-	500	500	500
705	Governmental	Special Revenue Fund	Police	Police General	705-08-080-084-439000	Services & Charges-Other-Misc Charges & Svcs	Other Services & Charges	Baseline Spending	Essential Operations	Police	601	-	2,020	2,020	-
711	Governmental	Internal Service Fund	Admin & Finance	Health Insurance	711-04-406-404-413100	Personnel-Other Personnel-Claims / Medical	Other Personnel Costs	Baseline Spending	Self-Insurance	Health Insurance	9,784,737	9,522,826	11,383,273	11,383,273	10,768,544
711	Governmental	Internal Service Fund	Admin & Finance	Health Insurance	711-04-406-404-413101	Personnel-Other Personnel-Claims / Prescription Drug	Other Personnel Costs	Baseline Spending	Self-Insurance	Health Insurance	2,457,099	2,864,906	2,754,000	2,754,000	3,269,768
711	Governmental	Internal Service Fund	Admin & Finance	Health Insurance	711-04-406-404-413102	Personnel-Other Personnel-Claims / Life Insurance	Other Personnel Costs	Baseline Spending	Self-Insurance	Health Insurance	170,815	182,161	204,000	204,000	204,000
711	Governmental	Internal Service Fund	Admin & Finance	Health Insurance	711-04-406-404-413103	Personnel-Other Personnel-Claims / Vision	Other Personnel Costs	Baseline Spending	Self-Insurance	Health Insurance	183,668	156,633	225,750	225,750	230,265
711	Governmental	Internal Service Fund	Admin & Finance	Health Insurance	711-04-406-404-413104	Personnel-Other Personnel-Claims / Dental	Other Personnel Costs	Baseline Spending	Self-Insurance	Health Insurance	502,238	557,843	530,250	530,250	540,855
711	Governmental	Internal Service Fund	Admin & Finance	Health Insurance	711-04-406-404-413105	Personnel-Other Personnel-Claims / ST Disability	Other Personnel Costs	Baseline Spending	Self-Insurance	Health Insurance	57,207	49,020	76,806	76,806	65,406
711	Governmental	Internal Service Fund	Admin & Finance	Health Insurance	711-04-406-404-413106	Personnel-Other Personnel-Claims / LT Disability	Other Personnel Costs	Baseline Spending	Self-Insurance	Health Insurance	113,804	101,403	122,400	122,400	122,400
711	Governmental	Internal Service Fund	Admin & Finance	Health Insurance	711-04-406-404-413107	Personnel-Other Personnel-Claims / Dependent Care	Other Personnel Costs	Baseline Spending	Self-Insurance	Health Insurance	55,404	55,379	66,300	66,300	75,000
711	Governmental	Internal Service Fund	Admin & Finance	Health Insurance	711-04-406-404-413108	Personnel-Other Personnel-Claims / PY Dependent Care	Other Personnel Costs	Baseline Spending	Self-Insurance	Health Insurance	-	2,199	-	-	-
711	Governmental	Internal Service Fund	Admin & Finance	Health Insurance	711-04-406-404-413109	Personnel-Other Personnel-Claims / Flex	Other Personnel Costs	Baseline Spending	Self-Insurance	Health Insurance	257,131	274,866	300,000	300,000	300,000
711	Governmental	Internal Service Fund	Admin & Finance	Health Insurance	711-04-406-404-413110	Personnel-Other Personnel-Claims / Prior Year Flex	Other Personnel Costs	Baseline Spending	Self-Insurance	Health Insurance	-	1,676	-	-	-
711	Governmental	Internal Service Fund	Admin & Finance	Health Insurance	711-04-406-404-413112	Personnel-Other Personnel-Claims Administration	Other Personnel Costs	Baseline Spending	Self-Insurance	Health Insurance	801,676	848,725	663,000	663,000	805,032
711	Governmental	Internal Service Fund	Admin & Finance	Health Insurance	711-04-406-404-431000	Services & Charges-Professional-Other Professional Svcs	Professional Services	Baseline Spending	Self-Insurance	Health Insurance	258,355	254,083	227,200	234,923	179,000
711	Governmental	Internal Service Fund	Admin & Finance	Health Insurance	711-04-406-404-432002	Services & Charges-Communication & Transp-Mailing	Other Services & Charges	Baseline Spending	Self-Insurance	Health Insurance	1,096	344	1,500	1,500	1,500
711	Governmental	Internal Service Fund	Admin & Finance	Health Insurance	711-04-406-404-433001	Services & Charges-Printing & Ad-Outside Printing Services	Printing & Advertising	Baseline Spending	Self-Insurance	Health Insurance	-	-	100	100	100
711	Governmental	Internal Service Fund	Admin & Finance	Health Insurance	711-04-406-404-434004	Services & Charges-Insurance-Specific Stop Loss Premium	Insurance	Baseline Spending	Self-Insurance	Health Insurance	610,829	632,597	732,666	732,666	732,318
711	Governmental	Internal Service Fund	Admin & Finance	Health Insurance	711-04-406-404-439000	Services & Charges-Other-Misc Charges & Svcs	Other Services & Charges	Baseline Spending	Self-Insurance	Health Insurance	8,305	12,568	-	-	-
711	Governmental	Internal Service Fund	Admin & Finance	Health Insurance	711-04-406-404-439005	Services & Charges-Other-Bank & Credit Card Fees	Other Services & Charges	Baseline Spending	Self-Insurance	Health Insurance	10	-	-	-	-
711	Governmental	Internal Service Fund	Admin & Finance	Health Insurance	711-04-406-404-439100	Services & Charges-Other-Refunds/Awards/Indemnities	Other Services & Charges	Baseline Spending	Self-Insurance	Health Insurance	1,062	-	-	-	-
711	Governmental	Internal Service Fund	Admin & Finance	Health Insurance	711-04-406-404-452000	Other Uses-Interfund Transfer Out-Transfers Out	Interfund Transfers Out	Baseline Spending	Interfund Transfers	Interfund Transfers	413,714	-	-	-	-
711	Governmental	Internal Service Fund	Admin & Finance	Workplace Wellness Clinic	711-04-406-405-422000	Supplies-Operating-Other Operating Supplies	Supplies	Baseline Spending	Self-Insurance	Health Insurance	74,825	198,245	85,000	103,096	150,000
711	Governmental	Internal Service Fund	Admin & Finance	Workplace Wellness Clinic	711-04-406-405-431000	Services & Charges-Professional-Other Professional Svcs	Professional Services	Baseline Spending	Self-Insurance	Health Insurance	787,868	909,872	1,019,308	1,019,308	1,019,308
711	Governmental	Internal Service Fund	Admin & Finance	Employee Wellness	711-04-406-408-413001	Personnel-Other Personnel-Employee Morale Supplies	Other Personnel Costs	Baseline Spending	Self-Insurance	Health Insurance	8,469	2,697	4,000	4,000	4,000
711	Governmental	Internal Service Fund	Admin & Finance	Employee Wellness	711-04-406-408-413002	Personnel-Other Personnel-Wellness Program Svcs	Other Personnel Costs	Baseline Spending	Self-Insurance	Health Insurance	17,472	32,524	28,000	28,000	28,000
711	Governmental	Internal Service Fund	Admin & Finance	Employee Wellness	711-04-406-408-413004	Personnel-Other Personnel-Employee Assist. Prog	Other Personnel Costs	Baseline Spending	Self-Insurance	Health Insurance	50,275	51,642	59,160	59,160	59,160
713	Governmental	Internal Service Fund	Admin & Finance	Human Resources	713-04-406-406-413003	Personnel-Other Personnel-Recruitment Expenses	Other Personnel Costs	Baseline Spending	Essential Operations	Administration	-	2,400	5,000	5,000	5,000
713	Governmental	Internal Service Fund	Admin & Finance	Human Resources	713-04-406-406-413111	Personnel-Other Personnel-Claims / Unemployment	Other Personnel Costs	Baseline Spending	Essential Operations	Administration	20,480	30,557	50,000	50,000	50,000
714	Governmental	Internal Service Fund	Admin & Finance	Human Resources	714-04-406-407-410001	Personnel-Salaries & Wages-Salaried Wages	Salaries & Wages	Baseline Spending	Essential Operations	Administration	112,882	186,085	253,846	253,846	253,846
730	Governmental	Fiduciary Trust Fund	Venues Parks & Arts	Park Maintenance	730-11-201-205-439000	Services & Charges-Other-Misc Charges & Svcs	Other Services & Charges	Baseline Spending	Essential Operations	Park Maintenance	-	-	20,000	20,000	-
730	Governmental	Fiduciary Trust Fund	Venues Parks & Arts	Park Maintenance	730-11-201-205-452000	Other Uses-Interfund Transfer Out-Transfers Out	Interfund Transfers Out	Baseline Spending	Interfund Transfers	Interfund Transfers	424,791	-	-	-	-
731	Governmental	Special Revenue Fund	Mayor's Office	Mayor	731-01-010-010-410001	Personnel-Salaries & Wages-Salaried Wages	Salaries & Wages	Baseline Spending	Essential Operations	Administration	-	-	-	553,098	-
750	Governmental	Capital Projects Fund	Admin & Finance	General City	750-04-040-040-438100	Services & Charges-Debt Service-Principal	Debt Service Principal	Baseline Spending	Debt Service	Debt Service	-	91,941	-	-	-
750	Governmental	Capital Projects Fund	Admin & Finance	General City	750-04-040-040-438200	Services & Charges-Debt Service-Interest	Debt Service Interest & Fees	Baseline Spending	Debt Service	Debt Service	-	9,172	-	-	-
750	Governmental	Capital Projects Fund	Admin & Finance	General City	750-04-040-040-438300	Services & Charges-Debt Service-Paying Agent Fees	Debt Service Interest & Fees	Baseline Spending	Debt Service	Debt Service	500	-	-	-	-
750	Governmental	Capital Projects Fund	Admin & Finance	General City	750-04-040-040-439000	Services & Charges-Other-Misc Charges & Svcs	Other Services & Charges	Baseline Spending	Maintenance of Current Capital	Fleet & Building Maintenance	217,125	250	-	-	-
750	Governmental	Capital Projects Fund	Admin & Finance	General City	750-04-040-040-452000	Other Uses-Interfund Transfer Out-Transfers Out	Interfund Transfers Out	Baseline Spending	Interfund Transfers	Interfund Transfers	219,861	-	-	-	-
750	Governmental	Capital Projects Fund	Admin & Finance	Equipment Services	750-04-403-450-445000	Capital Outlay-Machinery & Equip-Motor Equipment	Capital	Baseline Spending	Maintenance of Current Capital	Fleet & Building Maintenance	-	31,846	-	-	-
750	Governmental	Capital Projects Fund	Public Works	Streets	750-06-602-503-445000	Capital Outlay-Machinery & Equip-Motor Equipment	Capital	Baseline Spending	Maintenance of Current Capital	Fleet Replacement	792,510	587,884	754,960	810,967	-
750	Governmental	Capital Projects Fund	Public Works	Sewers	750-06-602-509-445000	Capital Outlay-Machinery & Equip-Motor Equipment	Capital	Baseline Spending	Maintenance of Current Capital	Fleet Replacement	-	-	-	58,655	-

Fund	Fund Classification	Fund Type	Department	Subdivision	Account	Main Account Description	Category	Strategic / Baseline Category 1	Strategic / Baseline Category 2	Strategic / Baseline Category 3	2018 ACTUAL	2019 ACTUAL	2020 ORIGINAL BUDGET	2020 AMENDED BUDGET	2021 PROPOSED BUDGET
750	Governmental	Capital Projects Fund	Public Works	Solid Waste	750-06-603-512-445000	Capital Outlay-Machinery & Equip-Motor Equipment	Capital	Baseline Spending	Maintenance of Current Capital	Fleet Replacement	1,432,467	719,498	545,000	545,000	-
750	Governmental	Capital Projects Fund	Public Works	Water Works	750-06-604-620-442008	Capital Outlay-Infrastructure-Water Meters	Capital	Baseline Spending	Maintenance of Current Capital	Fleet Replacement	603,954	-	-	-	-
750	Governmental	Capital Projects Fund	Public Works	Wastewater	750-06-605-514-445000	Capital Outlay-Machinery & Equip-Motor Equipment	Capital	Baseline Spending	Maintenance of Current Capital	Fleet Replacement	-	-	-	101,400	-
750	Governmental	Capital Projects Fund	Innovation & Technology	Information Technology	750-07-071-071-445006	Capital Outlay-Machinery & Equip-Computer Equip/Network	Capital	Baseline Spending	Maintenance of Current Capital	Fleet Replacement	25,054	-	-	-	-
750	Governmental	Capital Projects Fund	Police	Police General	750-08-080-088-445000	Capital Outlay-Machinery & Equip-Motor Equipment	Capital	Baseline Spending	Maintenance of Current Capital	Fleet Replacement	2,140,724	548,165	1,360,000	1,360,000	-
750	Governmental	Capital Projects Fund	Police	Police General	750-08-080-088-445001	Capital Outlay-Machinery & Equip-Police Equipment	Capital	Baseline Spending	Maintenance of Current Capital	Fleet Replacement	80,381	405,000	135,000	180,000	-
750	Governmental	Capital Projects Fund	Fire	Fire General	750-09-090-098-445000	Capital Outlay-Machinery & Equip-Motor Equipment	Capital	Baseline Spending	Maintenance of Current Capital	Fleet Replacement	581,547	400,159	1,340,000	1,340,000	-
750	Governmental	Capital Projects Fund	Fire	Fire General	750-09-090-098-445002	Capital Outlay-Machinery & Equip-Fire Equipment	Capital	Baseline Spending	Maintenance of Current Capital	Fleet Replacement	483,106	-	-	-	-
750	Governmental	Capital Projects Fund	Venues Parks & Arts	Park Capital	750-11-206-273-445000	Capital Outlay-Machinery & Equip-Motor Equipment	Capital	Baseline Spending	Maintenance of Current Capital	Fleet Replacement	712,619	482,805	194,116	194,116	-
750	Governmental	Capital Projects Fund	Code Enforcement	Neighborhood Code Enforcer	750-12-300-100-445000	Capital Outlay-Machinery & Equip-Motor Equipment	Capital	Baseline Spending	Maintenance of Current Capital	Fleet Replacement	-	138,608	-	-	-
750	Governmental	Capital Projects Fund	Code Enforcement	Animal Resource Center	750-12-301-105-445000	Capital Outlay-Machinery & Equip-Motor Equipment	Capital	Baseline Spending	Maintenance of Current Capital	Fleet Replacement	72,627	-	-	-	-
750	Governmental	Capital Projects Fund	Building Department	Building Dept	750-13-060-060-445000	Capital Outlay-Machinery & Equip-Motor Equipment	Capital	Baseline Spending	Maintenance of Current Capital	Fleet Replacement	65,670	-	-	-	-
752	Redevelopment	Redevelopment Fund	Community Investment	Community Investment	752-10-101-120-438100	Services & Charges-Debt Service-Principal	Debt Service Principal	Baseline Spending	Debt Service	Debt Service	1,915,000	1,725,000	1,790,000	1,790,000	1,850,000
752	Redevelopment	Redevelopment Fund	Community Investment	Community Investment	752-10-101-120-438200	Services & Charges-Debt Service-Interest	Debt Service Interest & Fees	Baseline Spending	Debt Service	Debt Service	1,188,819	1,134,269	1,070,613	1,070,613	1,003,669
752	Redevelopment	Redevelopment Fund	Community Investment	Community Investment	752-10-101-120-438300	Services & Charges-Debt Service-Paying Agent Fees	Debt Service Interest & Fees	Baseline Spending	Debt Service	Debt Service	3,400	2,400	5,000	5,000	5,000
752	Redevelopment	Redevelopment Fund	Community Investment	Community Investment	752-10-101-120-452000	Other Uses-Interfund Transfer Out-Transfers Out	Interfund Transfers Out	Baseline Spending	Interfund Transfers	Interfund Transfers	324,220	-	-	-	-
755	Governmental	Debt Service Fund	Admin & Finance	General City	755-04-040-040-438100	Services & Charges-Debt Service-Principal	Debt Service Principal	Baseline Spending	Debt Service	Debt Service	2,100,000	2,175,000	2,250,000	2,250,000	2,000,000
755	Governmental	Debt Service Fund	Admin & Finance	General City	755-04-040-040-438200	Services & Charges-Debt Service-Interest	Debt Service Interest & Fees	Baseline Spending	Debt Service	Debt Service	532,025	452,894	375,085	375,085	302,705
755	Governmental	Debt Service Fund	Admin & Finance	General City	755-04-040-040-438300	Services & Charges-Debt Service-Paying Agent Fees	Debt Service Interest & Fees	Baseline Spending	Debt Service	Debt Service	4,850	4,850	5,000	5,000	5,000
756	Redevelopment	Redevelopment Fund	Community Investment	Community Investment	756-10-101-120-438100	Services & Charges-Debt Service-Principal	Debt Service Principal	Baseline Spending	Debt Service	Debt Service	940,000	970,000	1,000,000	1,000,000	1,030,000
756	Redevelopment	Redevelopment Fund	Community Investment	Community Investment	756-10-101-120-438200	Services & Charges-Debt Service-Interest	Debt Service Interest & Fees	Baseline Spending	Debt Service	Debt Service	768,794	740,369	711,044	711,044	680,819
756	Redevelopment	Redevelopment Fund	Community Investment	Community Investment	756-10-101-120-438300	Services & Charges-Debt Service-Paying Agent Fees	Debt Service Interest & Fees	Baseline Spending	Debt Service	Debt Service	1,650	1,650	2,000	2,000	2,000
757	Governmental	Debt Service Fund	Venues Parks & Arts	Park Capital	757-11-207-276-438100	Services & Charges-Debt Service-Principal	Debt Service Principal	Baseline Spending	Debt Service	Debt Service	210,000	220,000	225,000	225,000	225,000
757	Governmental	Debt Service Fund	Venues Parks & Arts	Park Capital	757-11-207-276-438200	Services & Charges-Debt Service-Interest	Debt Service Interest & Fees	Baseline Spending	Debt Service	Debt Service	169,106	162,731	156,131	156,131	149,382
757	Governmental	Debt Service Fund	Venues Parks & Arts	Park Capital	757-11-207-276-438300	Services & Charges-Debt Service-Paying Agent Fees	Debt Service Interest & Fees	Baseline Spending	Debt Service	Debt Service	-	-	1,000	1,000	-
759	Governmental	Capital Projects Fund	Community Investment	Community Investment	759-10-101-120-443001	Capital Outlay-Buildings-Building Improvements	Capital	Baseline Spending	Maintenance of Current Capital	Fleet & Building Maintenance	8,477,690	4,602,119	-	3,048,122	-
760	Governmental	Debt Service Fund	Community Investment	Community Investment	760-10-101-120-438100	Services & Charges-Debt Service-Principal	Debt Service Principal	Baseline Spending	Debt Service	Debt Service	25,000	50,000	145,000	145,000	475,000
760	Governmental	Debt Service Fund	Community Investment	Community Investment	760-10-101-120-438200	Services & Charges-Debt Service-Interest	Debt Service Interest & Fees	Baseline Spending	Debt Service	Debt Service	1,253,472	1,248,125	1,245,625	1,245,625	1,235,875
760	Governmental	Debt Service Fund	Community Investment	Community Investment	760-10-101-120-438300	Services & Charges-Debt Service-Paying Agent Fees	Debt Service Interest & Fees	Baseline Spending	Debt Service	Debt Service	-	-	1,000	1,000	-