



About



Overview



Monthly



Vendors



Map



Public Works



Sub-Detail



City Spending Overview

Date Range: January 1, 2025 - November 30, 2025

All Eligible Spending

\$7,173,448

Total Eligible Spending to Minority and/or Woman-owned Businesses

\$181,156,026

Total Eligible Spending

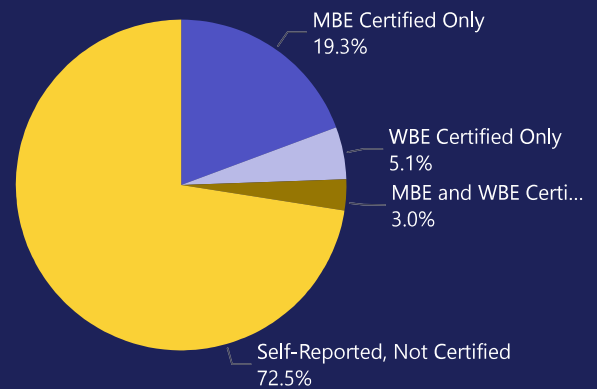
4.0%

Minority and/or Woman-owned Business Utilization Percentage

Certification Breakdown for All Eligible Spending

Certification Type	Total
MBE Certified Only	\$1,387,174
WBE Certified Only	\$365,838
MBE and WBE Certified	\$217,530
Self-Reported, Not Certified	\$5,202,905
Total	\$7,173,448

Minority and/or Woman-owned Business Utilization Percentage (Certified Businesses Only)	1.1%
---	------



Public Works Projects Spending

\$3,576,312

Total Spending to Certified Businesses for Public Works Projects

\$31,715,976

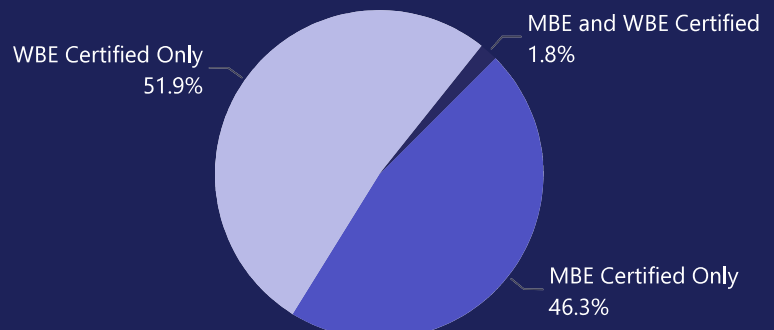
Total Spending for Public Works Projects

11.3%

MBE/WBE Utilization Percentage

Certification Breakdown for Public Works Projects

Certification Type	Total
MBE Certified Only	\$1,657,138
WBE Certified Only	\$1,854,574
MBE and WBE Certified	\$64,600
Total	\$3,576,312



All Eligible Spending | Monthly Summary

Updated through: November 30, 2025

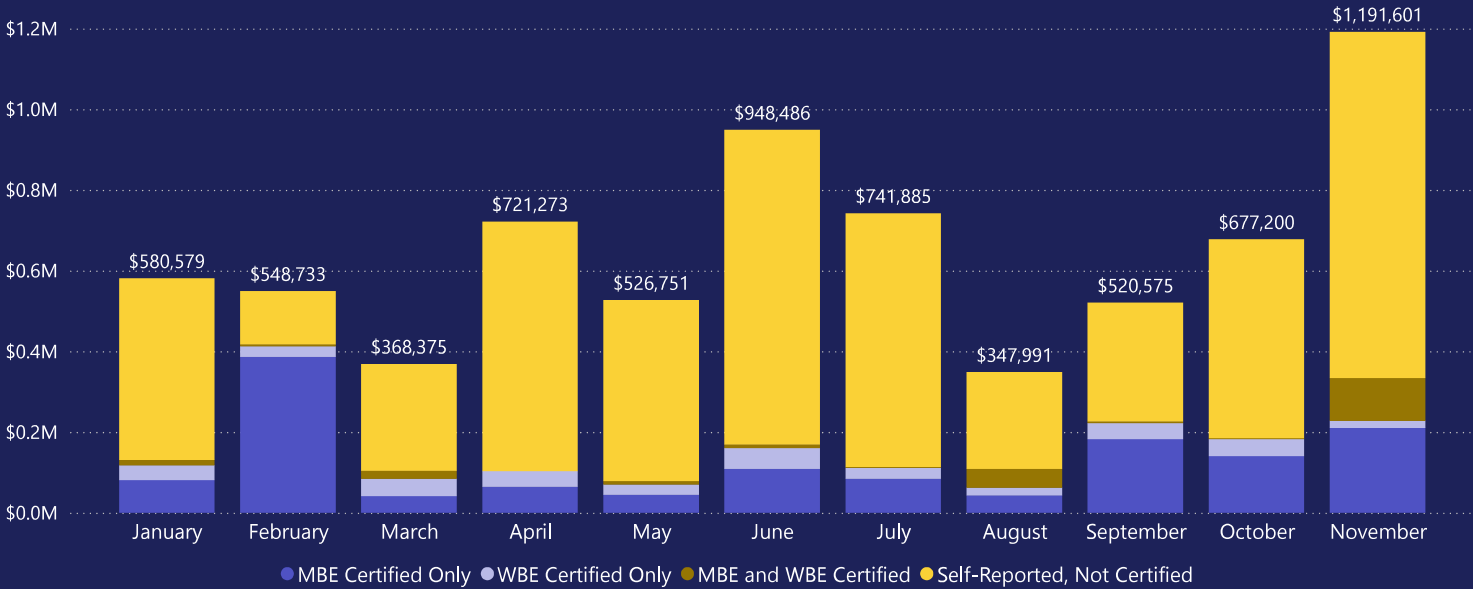
2025 Eligible Spending by Month

Certification Type	January	February	March	April	May	June	July	August	September	October	November	Total
MBE Certified Only	\$80,975	\$386,625	\$41,743	\$64,618	\$44,145	\$108,585	\$83,851	\$42,941	\$182,610	\$140,837	\$210,244	\$1,387,174
WBE Certified Only	\$36,222	\$25,550	\$42,402	\$38,487	\$26,164	\$51,691	\$27,384	\$18,933	\$39,600	\$41,814	\$17,590	\$365,838
MBE and WBE Certified	\$13,946	\$5,098	\$20,265		\$8,561	\$8,387	\$2,175	\$46,618	\$3,786	\$2,160	\$106,535	\$217,530
Self-Reported, Not Certified	\$449,437	\$131,460	\$263,965	\$618,167	\$447,881	\$779,822	\$628,474	\$239,499	\$294,579	\$492,389	\$857,231	\$5,202,905
Total	\$580,579	\$548,733	\$368,375	\$721,273	\$526,751	\$948,486	\$741,885	\$347,991	\$520,575	\$677,200	\$1,191,601	\$7,173,448

2025 Demographics Breakdown on Self-Reported, Not Certified Contractors by Month

Self-Reported Demographics	January	February	March	April	May	June	July	August	September	October	November	Total
Woman-owned Only	\$403,182	\$66,608	\$48,923	\$342,237	\$377,806	\$491,253	\$579,270	\$116,075	\$52,612	\$290,389	\$764,205	\$3,532,560
Minority-owned Only	\$16,870	\$61,322	\$32,321	\$73,290	\$26,573	\$268,277	\$1,134	\$105,151	\$205,494	\$93,606	\$65,617	\$949,655
Minority and Woman-owned	\$26,615	\$2,325	\$181,974	\$202,641	\$43,264	\$20,292	\$46,105	\$7,305	\$23,972	\$105,465	\$13,468	\$673,427
Veteran-owned only	\$2,770	\$1,205	\$748		\$238		\$1,965	\$10,967	\$12,500	\$2,930	\$13,941	\$47,263
Total	\$449,437	\$131,460	\$263,965	\$618,167	\$447,881	\$779,822	\$628,474	\$239,499	\$294,579	\$492,389	\$857,231	\$5,202,905

2025 All Eligible Spending to Minority and/or Woman-owned Businesses by Month, including Certified Contractors and Self-Reported Contractors



All Eligible Spending | Vendor Summary

Updated through: November 30, 2025

2025 | Top Ten Vendors

SLATILE ROOFING & SHEET METAL
\$1,942,788
DLZ INDIANA LLC
\$938,906
BEST EQUIPMENT CO INC
\$697,460
JACK DOHENY COMPANY
\$459,824
SHI International Corp.
\$431,592
DA DODD INC
\$231,264
VS ENGINEERING INC
\$206,341
Wellbeing TLC, LLC
\$202,000
A&Z ENGINEERING LLC
\$160,522
H&D Landscaping and Tree Remov...
\$159,055

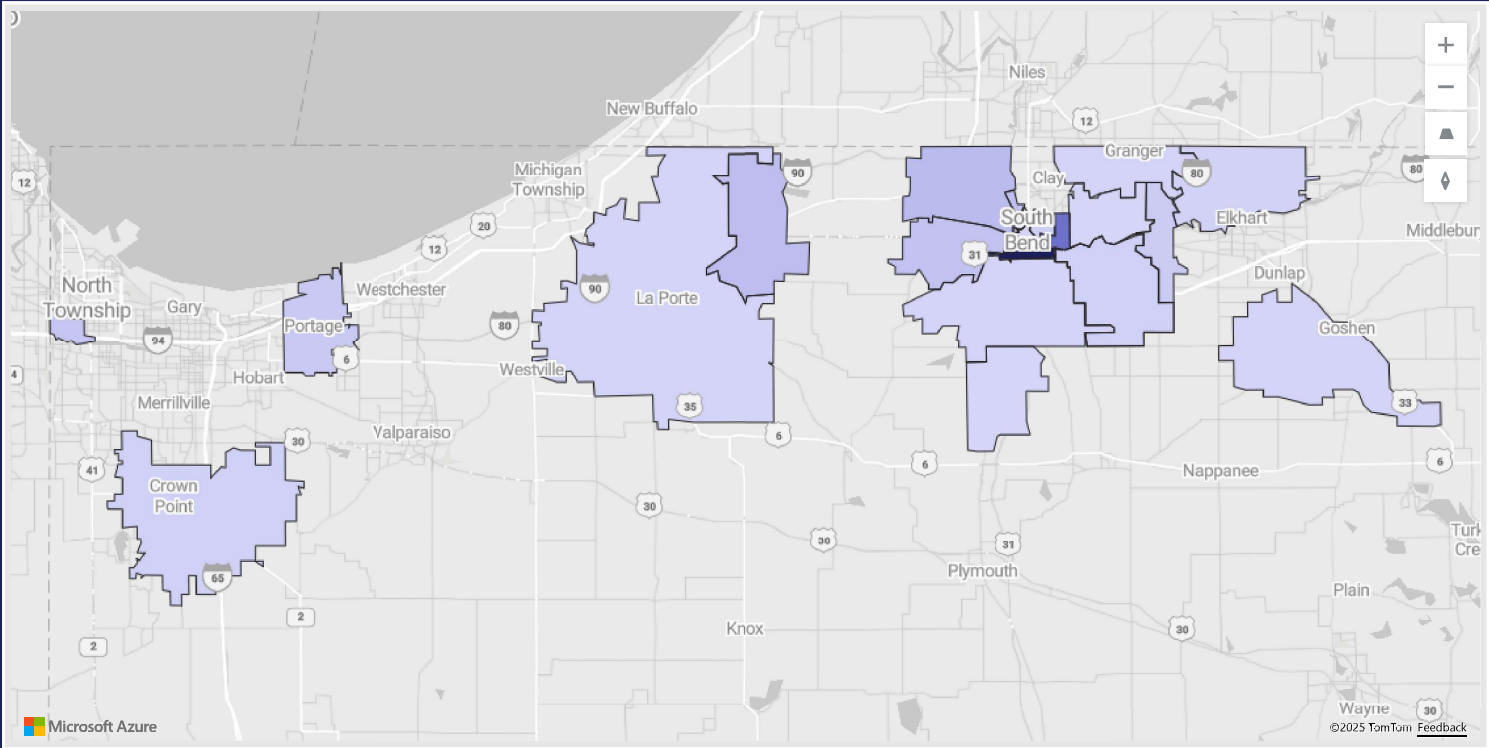
2025 | Vendor List

Vendor Name	Certification Status	Total Eligible Spending
A&Z ENGINEERING LLC	Self-Reported, Not Certified	\$160,522
ACCESS IMPRINTED SPORTSWEAR	Self-Reported, Not Certified	\$482
AFC INTERNATIONAL INC	WBE Certified Only	\$14,230
Amazing Financial LLC	Self-Reported, Not Certified	\$400
APEX INTERGATED SOLUTIONS	WBE Certified Only	\$860
ASAP IDENTIFICATION SECURITY INC	WBE Certified Only	\$465
Aussie Fitness Pros	Self-Reported, Not Certified	\$10,130
B.E. REED, LLC	MBE Certified Only	\$6,480
Barnes Concepts LLC	MBE Certified Only	\$49,234
BEST EQUIPMENT CO INC	Self-Reported, Not Certified	\$697,460
BOLT DOCUMENT MANAGEMENT	Self-Reported, Not Certified	\$29,465
CAMBODIAN THAI RESTAURANT	Self-Reported, Not Certified	\$510
Chips & Doodles, LLC	WBE Certified Only	\$81
CINCO 5 INTERNATIONAL	MBE Certified Only	\$1,600
Cives Corporation dba Lindco Equipment Sales, Division of Viking-Cives Group	Self-Reported, Not Certified	\$2,819
DA DODD INC	MBE Certified Only	\$231,264
DAILY LABORATORIES	Self-Reported, Not Certified	\$140
DECORATIVE PAINTING BY CASSANDRA	Self-Reported, Not Certified	\$1,800
Deployed Logix	Self-Reported, Not Certified	\$25,096
DLZ INDIANA LLC	MBE Certified Only	\$938,906
DUDECK ROOFING & SHEET METAL INC	WBE Certified Only	\$8,501
ELECTRONIC DATA COLLECTION CORP	Self-Reported, Not Certified	\$33,937
Fancy Delights	MBE and WBE Certified	\$1,795
FIGMENT GROUP INC	Self-Reported, Not Certified	\$1,925
FLOSOURCE INC	WBE Certified Only	\$1,852
Foremost Promotions	Self-Reported, Not Certified	\$5,880
FOX FIRE SAFETY	Self-Reported, Not Certified	\$24,596
GRIPP INC	Self-Reported, Not Certified	\$144,199
H&D Landscaping and Tree Removal LLC	MBE and WBE Certified	\$159,055
HD Home Improvements LLC	Self-Reported, Not Certified	\$2,550
Human Delta Inc.	Self-Reported, Not Certified	\$100,000
IMPower Center Inc	Self-Reported, Not Certified	\$93,427
INDIANA'S ELITE CLEANING LLC	MBE Certified Only	\$49,380
J and G Cleaning Services	Self-Reported, Not Certified	\$9,100
J P COOKE CO	Self-Reported, Not Certified	\$475
J&B MEDICAL SUPPLY CO INC	Self-Reported, Not Certified	\$425
JACK DOHENY COMPANY	Self-Reported, Not Certified	\$459,824
JBL Signals and Lighting	Self-Reported, Not Certified	\$157,051
JQOL, Inc.	Self-Reported, Not Certified	\$65,260
KABELIN ACE HARDWARE	Self-Reported, Not Certified	\$19,707
KERAMIDA ENVIRONMENTAL INC	WBE Certified Only	\$2,938
Kreative Concepts Graphic Design	Self-Reported, Not Certified	\$7,855
Kristen Fitch	Self-Reported, Not Certified	\$1,260
Law Office of Tasha Reed Outlaw, LLC	Self-Reported, Not Certified	\$875
LK3 Consulting, LLC	MBE Certified Only	\$4,631
Los Humildes Mexican Restaurant LLC	Self-Reported, Not Certified	\$66,730
MARTINS GREENHOUSE	Self-Reported, Not Certified	\$189
MCCORMICK ENGINEERING LLC	WBE Certified Only	\$77,091
Meticulous Design Architecture, LLC	MBE Certified Only	\$16,500
MICHELLE ENGEL ATTORNEY AT LAW	Self-Reported, Not Certified	\$16,840
Michiana Forklift	Self-Reported, Not Certified	\$29,650
Minnis Consulting, LLC	MBE and WBE Certified	\$15,325
MONICA BRAZIER PHOTOGRAPHY	Self-Reported, Not Certified	\$1,050
NORTHERN ELECTRIC COMPANY INC	Self-Reported, Not Certified	\$46,788
NUTOYS LEISURE PRODUCTS	Self-Reported, Not Certified	\$14,822
Quentin Phillips	Self-Reported, Not Certified	\$170
RAMCO ENGINEERING, INC.	Self-Reported, Not Certified	\$4,159
Rebecca Miller	Self-Reported, Not Certified	\$1,690
Reliable Roofing & Construction	Self-Reported, Not Certified	\$16,870
RESCUEGEAR INC	Self-Reported, Not Certified	\$1,892
RITE QUALITY OFFICE SUPPLIES, INC	MBE Certified Only	\$14,291
RITSCHARD BROS INC	WBE Certified Only	\$64,371
RIVER BEND APPAREL & PROMOTIONS	Self-Reported, Not Certified	\$13,038
Rivers Business Solutions, LLC	MBE Certified Only	\$4,209
SC SUPPLY COMPANY	WBE Certified Only	\$810
SCHUELL FENCE CO	Self-Reported, Not Certified	\$7,096
Shallow Creek Kennels, Inc	Self-Reported, Not Certified	\$9,990
SHI International Corp.	Self-Reported, Not Certified	\$431,592
SHREWSBERRY	MBE Certified Only	\$370
Site Design Group, Ltd.	MBE Certified Only	\$39,572
SLATILE ROOFING & SHEET METAL	Self-Reported, Not Certified	\$1,942,788
SPECIALIZED STAFFING SOLUTIONS LLC	MBE Certified Only	\$9,587
STANZ FOOD SERVICE INC	Self-Reported, Not Certified	\$48,691
STAR UNIFORM	WBE Certified Only	\$108,854
State Barricading	WBE Certified Only	\$12,550
STATE SAFETY & COMPLIANCE LLC	MBE and WBE Certified	\$556
SWEETUMS INC	Self-Reported, Not Certified	\$36,415
TalentSource Staffing, Inc.	WBE Certified Only	\$73,236
TAQUERIA CHICAGO	Self-Reported, Not Certified	\$536
Vanessa Olivarez	Self-Reported, Not Certified	\$380
Vera Construction LLC	MBE Certified Only	\$21,150
VISIONS GPS BRANDING LLC	MBE and WBE Certified	\$12,801
VS ENGINEERING INC	Self-Reported, Not Certified	\$206,341
WBK ENGINEERING LLC	Self-Reported, Not Certified	\$46,019
WDi Architecture, Inc	MBE and WBE Certified	\$27,999
Wellbeing TLC, LLC	Self-Reported, Not Certified	\$202,000

All Eligible Spending | Map

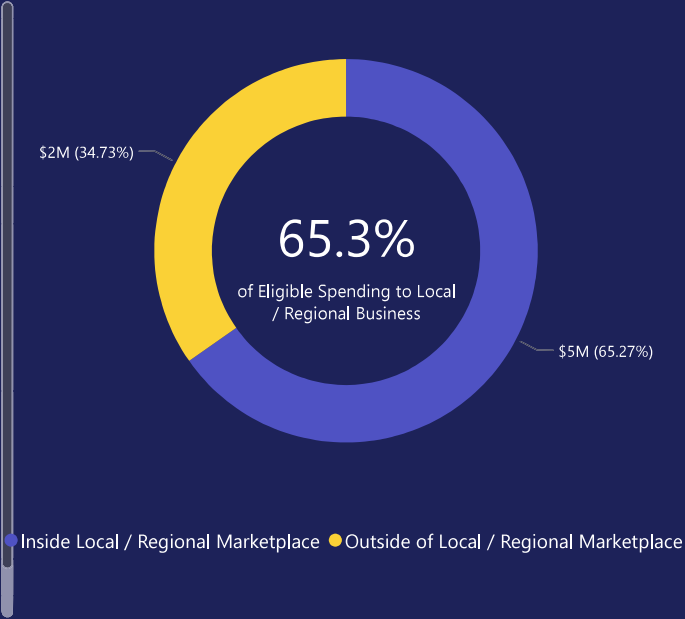
Updated through: November 30, 2025

Heat Map on Spending to Minority and/or Woman-owned Businesses in Local/Regional Marketplace



Breakdown for Spending to Minority and/or Woman-owned Businesses in Local/Regional Marketplace

County	Total	Percent of Total
Elkhart	\$54,959	0.77%
MBE Certified Only	\$21,150	0.29%
Self-Reported, Not Certified	\$33,809	0.47%
Lake	\$159,055	2.22%
MBE and WBE Certified	\$159,055	2.22%
Lake / Porter	\$158,088	2.20%
MBE Certified Only	\$49,234	0.69%
WBE Certified Only	\$108,854	1.52%
LaPorte	\$252,896	3.53%
MBE Certified Only	\$231,264	3.22%
Self-Reported, Not Certified	\$21,632	0.30%
Marshall / St. Joseph	\$1,690	0.02%
Self-Reported, Not Certified	\$1,690	0.02%
Outside of Local / Regional Marketplace	\$2,491,608	34.73%
MBE Certified Only	\$81,421	1.14%
WBE Certified Only	\$19,484	0.27%
MBE and WBE Certified	\$43,880	0.61%
Self-Reported, Not Certified	\$2,346,823	32.72%
St. Joseph	\$4,055,151	56.53%
MBE Certified Only	\$1,004,105	14.00%
WBE Certified Only	\$237,500	3.31%
Total	\$7,173,448	100.00%



Note: If a County within the local/regional marketplace is not listed in the table above, there was no City spending made to that County during the reporting period of this report.

Public Works Projects Spending | Program Summary

Updated through: November 30, 2025

\$3,576,312

Total Spending to Certified Businesses
for Public Works Projects

\$31,715,976

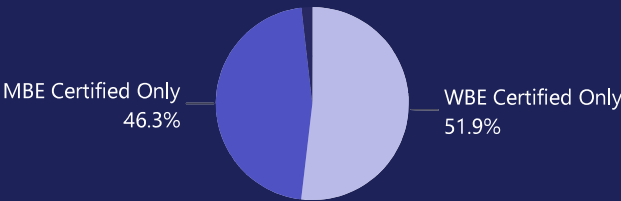
Total Spending for Public Works Projects

11.3%

MBE/WBE Utilization Percentage

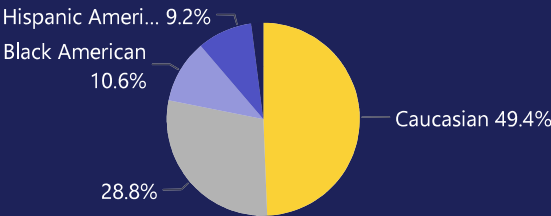
Certification Breakdown

Certification Type	Total
MBE Certified Only	\$1,657,138
WBE Certified Only	\$1,854,574
MBE and WBE Certified	\$64,600
Total	\$3,576,312



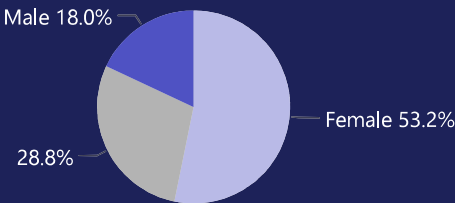
Ethnicity Breakdown

Ethnicity	Total
Asian-Pacific American	\$1,029,921
Black American	\$72,148
Caucasian	\$379,805
Hispanic American	\$1,765,245
Total	\$3,576,312



Gender Breakdown

Gender	Total
Female	\$1,029,921
Male	\$1,901,993
Total	\$644,398



Geographic Breakdown

City	State	Total
CHESTERTON	IN	\$724,564
CHICAGO	IL	\$12,986
CROWN POINT	IN	\$92,168
FORT WAYNE	IN	\$1,280
FRANKLIN PARK	IL	\$165,272
GARY	IN	\$5,207
GREENFIELD	IN	\$2,700
INDIANAPOLIS	IN	\$188,898
JEFFERSONVILLE	IN	\$195,119
LAPORTE	IN	\$18,244
LOGANSPOUT	IN	\$319,163
MISHAWAKA	IN	\$58,567
PERU	IN	\$119,722
ROLLING PRAIRIE	IN	\$264,594

Public Works Projects Spending | Vendor Summary

Updated through: November 30, 2025

List of Primes and Subcontractors that Received Payment

Business Name	City	State	Certification Type	Ethnicity	Gender	Total Payments	Total Payments for MBE/WBE Utilization
1ST CLASS LOGISTICS LLC	SOUTH BEND	IN	MBE Certified Only	Black American	Male	\$369,812	\$369,812
ADVANTAGE HIGHWAY COMPANY	GREENFIELD	IN	WBE Certified Only	Caucasian	Female	\$2,700	\$2,700
BRIGHTON SPECIALTIES INC	CHICAGO	IL	WBE Certified Only	Caucasian	Female	\$12,986	\$12,986
C&E EXCAVATING	ELKHART	IN				\$77,916	\$0
C. LEE CONSTRUCTION SERVICES, INC.	GARY	IN	MBE Certified Only	Black American	Male	\$5,207	\$5,207
C.H. GARMONG & SON, INC.	TERRE HAUTE	IN				\$6,127,962	\$0
CE HUGHES MILLING, INC.	JEFFERSONVILLE	IN	WBE Certified Only	Caucasian	Female	\$195,119	\$195,119
CIRCLE CITY REBAR, LLC	INDIANAPOLIS	IN	MBE Certified Only	Black American	Male	\$4,786	\$4,786
C-TECH CORPORATION INC.	BOGGSTOWN	IN				(\$7,995)	\$0
D A DODD LLC	ROLLING PRAIRIE	IN	MBE Certified Only	Hispanic American	Male	\$264,594	\$264,594
GEOGRAPH INDUS INC	HARRISON	OH				\$9,362	\$0
GRANDSON TRUCKING COMPANY, LLC	MISHAWAKA	IN	MBE Certified Only			\$3,493	\$3,493
GREEN DEMOLITION, INC.	MICHIGAN CITY	IN				\$364,214	\$0
HAWK ENTERPRISES, INC.	CROWN POINT	IN	WBE Certified Only	Caucasian	Female	\$23,680	\$23,680
HILL FIRE PROTECTION, LLC	FRANKLIN PARK	IL	WBE Certified Only	Caucasian	Female	\$165,272	\$165,272
HRP CONSTRUCTION, INC.	SOUTH BEND	IN				\$79,743	\$0
INDIANA EARTH, INC.	OSCEOLA	IN				\$2,651,650	\$0
JBL SIGNALS AND LIGHTING, LLC	SOUTH BEND	IN				\$1,021,528	\$914,463
JMH ROOFING CO., INC.	INDIANAPOLIS	IN	MBE Certified Only			\$111,965	\$111,965
LAPORTE CONSTRUCTION COMPANY, INC.	LAPORTE	IN	WBE Certified Only	Caucasian	Female	\$18,244	\$18,244
LARSON-DANIELSON CONSTRUCTION	LA PORTE	IN				\$7,578,596	\$0
MILESTONE CONTRACTORS LP	INDIANAPOLIS	IN				\$448,696	\$0
MILESTONE CONTRACTORS NORTH, INC	SOUTH BEND	IN				\$3,215,181	\$0
MONTGOMERY TRUCKING INC., OF INDIANA	FORT WAYNE	IN	WBE Certified Only	Caucasian	Female	\$1,280	\$1,280
N. I. SPANOS PAINTING, INC.	CROWN POINT	IN	MBE and WBE Certified	Hispanic American	Female	\$64,600	\$64,600
PREMIUM CONCRETE SERVICES, INC	ELKHART	IN				\$689,337	\$0
PURCHASING ENTERPRISES, INC.	CHESTERTON	IN	WBE Certified Only	Caucasian	Female	\$724,564	\$724,564
R. YODER CONSTRUCTION	NAPPANEE	IN				\$1,215,576	\$0
RAM CONSTRUCTION SERVICES OF MICHIGAN, INC. D/B/A	LIVONIA	MI				\$159,990	\$0
RIETH-RILEY CONSTRUCTION CO., INC.	SOUTH BEND	IN				\$2,377,417	\$0
RITSCHARD BROS., INC.	SOUTH BEND	IN				(\$21,954)	\$0
RITSCHARD BROS., INC.	SOUTH BEND	IN	WBE Certified Only	Caucasian	Female	\$68,900	\$68,900
ROCHELLE BOWYER	PERU	IN	WBE Certified Only	Caucasian	Female	\$119,722	\$119,722
SAN CORPORATION	CROWN POINT	IN	WBE Certified Only	Caucasian	Female	\$3,888	\$3,888
SELGE CONSTRUCTION CO INC	NILES	MI				\$524,801	\$0
SLATILE ROOFING AND SHEET METAL CO., INC.	SOUTH BEND	IN				\$553,824	\$0
SLUSSERS GREEN THUMB, INC.	LOGANSPORT	IN	WBE Certified Only	Caucasian	Female	\$319,163	\$319,163
STATE BARRICADING, INC.	SOUTH BEND	IN	WBE Certified Only	Caucasian	Female	\$54,654	\$54,654
THE MRD GROUP	WEST MILWAUKEE	WI				\$118,824	\$0
US HYDROVAC, INC.	INDIANAPOLIS	IN	MBE Certified Only	Asian-Pacific American	Female	\$72,148	\$72,148
VALLEY SCREEN PROCESS CO. INC	MISHAWAKA	IN	WBE Certified Only	Caucasian	Female	\$55,074	\$55,074
VEREGY, LLC	INDIANAPOLIS	IN				\$1,869,459	\$0



About this Report

Overview

This report shares an overview of City spending to minority and woman-owned businesses. The information presented in this report is preliminary and unaudited, so it remains subject to change. There are two types of City spending included in this report, defined below.

1. Eligible City Spending

All transactions in which (a) the City receives goods, services, labor, real property, or some combination of these, in exchange for monetary payment, and (b) the City administration is capable of exercising a meaningful measure of decision-making in determining whether to make a purchase or in identifying available vendors. Categories of City spending that are excluded from this spending type is listed in the table below.

Data Source: City's financial ERP system, Microsoft DFO

2. Public Works Projects Spending

All transactions made by the City to a minority and/or women-owned business for a Public Works project that has MBE/WBE goals.

Data Source: City's supplier diversity and equity management system, B2G Now

Terms & Definitions

The table below lists the terms used in this report and their corresponding definitions.

Term	Definition
Eligible City Spending	<p>All transactions in which (a) the City receives goods, services, labor, real property, or some combination of these, in exchange for monetary payment, and (b) the City administration is capable of exercising a meaningful measure of decision-making in determining whether to make a purchase or in identifying available vendors. City spending that is excluded falls within one of the categories below.</p> <ol style="list-style-type: none"> 1. Payroll-related payments 2. Grants to grantees, sub-grants to sub-grantees, or loans to borrowers, including payments of State or federal funds passed through the City 3. Utility payments 4. Insurance premiums 5. Postage 6. Non-claims payments (as discussed in General Disbursement Policy Supplement 601 – Summary of Disbursements), including, (a) debt service payments, (b) customer refunds, (c) payments from debt proceeds that are held by a trustee and payable under a non-City contract, (d) payroll-related payments, (e) employee benefits-related payments, (f) unemployment payments to the Indiana Department of Workforce Development, (g) Indiana sales tax remittances, (h) legal settlement payments, (i) promoter payments from the Morris Performing Arts Center box office, (j) Police, Fire, and Teamster union dues, (k) Court-ordered payments/wage garnishments 7. Certain non-expense account transactions, including (a) balance sheet accounts and (b) miscellaneous revenue account
Public Works Projects Spending	All transactions made by the City to a minority and/or women-owned business for a Public Works project that has MBE/WBE goals.
Local / Regional Marketplace	Counties identified as "Local Business" in City Ordinance. The ordinance includes the following counties: St. Joseph, Elkhart, Porter, Lake, La Porte, Marshall, and Berrien (MI).
Self Reported, Not Certified	Vendors that do not have an active MBE and/or WBE certification, but self report as a minority and/or women-owned business to the City.
MWBE Certified	Vendors that have an active MBE and WBE certification based on a credible database, such as the Indiana Department of Administration Secured Supplier Portal and/or the City of Indianapolis Vendor Directory.
MBE Certified	Vendors that have an active MBE certification based on a credible database, such as the Indiana Department of Administration Secured Supplier Portal and/or the City of Indianapolis Vendor Directory.
WBE Certified	Vendors that have an active WBE certification based on a credible database, such as the Indiana Department of Administration Secured Supplier Portal and/or the City of Indianapolis Vendor Directory.
Minority and Women-owned	Vendors that self-reported as a minority and woman-owned business to the City, but are not certified.
Minority-owned Only	Vendors that self-reported as a minority-owned business to the City, but are not certified.
Veteran-owned only	Vendors that self-reported as a veteran-owned business to the City, but are not certified.
Women-owned only	Vendors that self-reported as a woman-owned business to the City, but are not certified.