



About



Overview



Monthly



Vendors



Map



Public Works



Sub-Detail



City Spending Overview

Date Range: January 1, 2024 - October 31, 2024

All Eligible Spending

\$6,203,548

Total Eligible Spending to Minority and/or Woman-owned Businesses

\$151,860,082

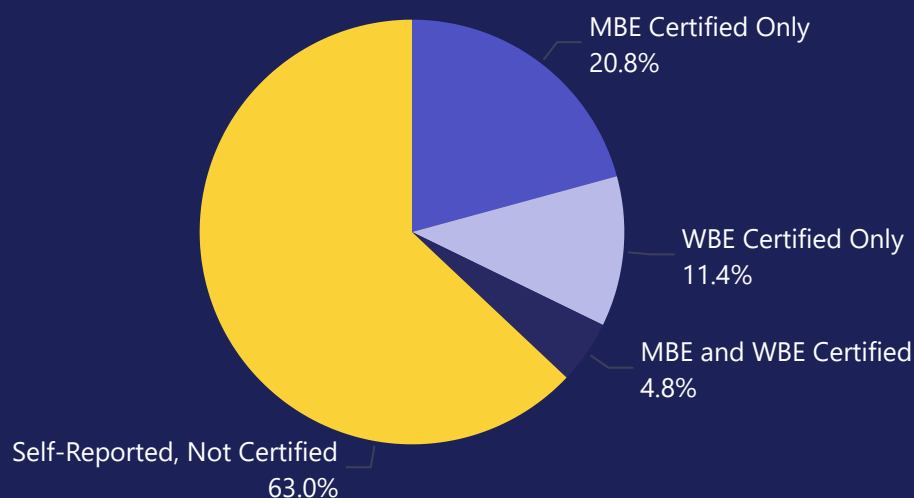
Total Eligible Spending

4%

Minority and/or Woman-owned Business Utilization Percentage

Certification Breakdown for All Eligible Spending

Certification Type	Total
MBE Certified Only	\$1,288,394
WBE Certified Only	\$710,014
MBE and WBE Certified	\$298,332
Self-Reported, Not Certified	\$3,906,808
Total	\$6,203,548



Public Works Projects Spending

\$2,870,010

Total Spending to Certified Businesses for Public Works Projects

\$38,927,741

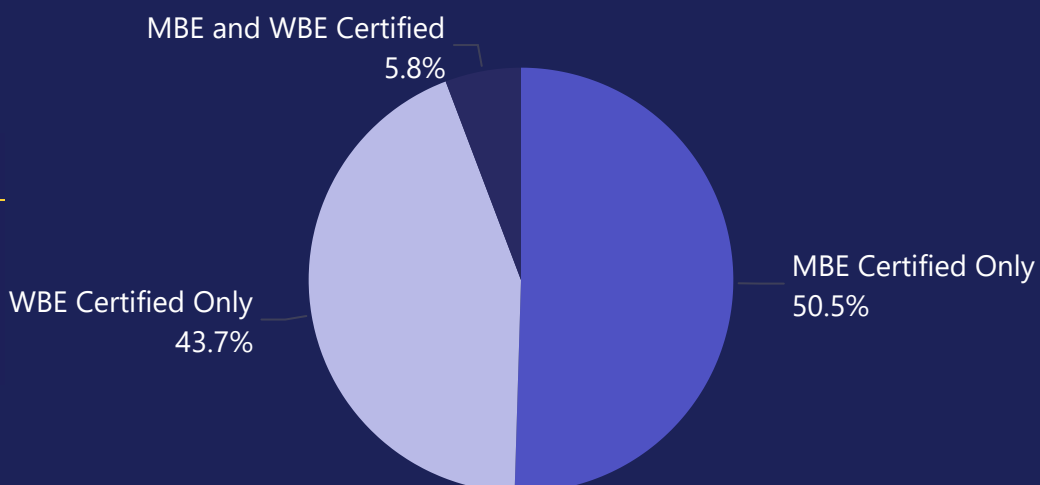
Total Spending for Public Works Projects

7%

MBE/WBE Utilization Percentage

Certification Breakdown for Public Works Projects

Certification Type	Total
MBE Certified Only	\$1,448,772
WBE Certified Only	\$1,255,558
MBE and WBE Certified	\$165,680
Total	\$2,870,010





About



Overview



Monthly



Vendors



Map



Public Works



Sub-Detail

All Eligible Spending | Monthly Summary

Updated through: October 31, 2024

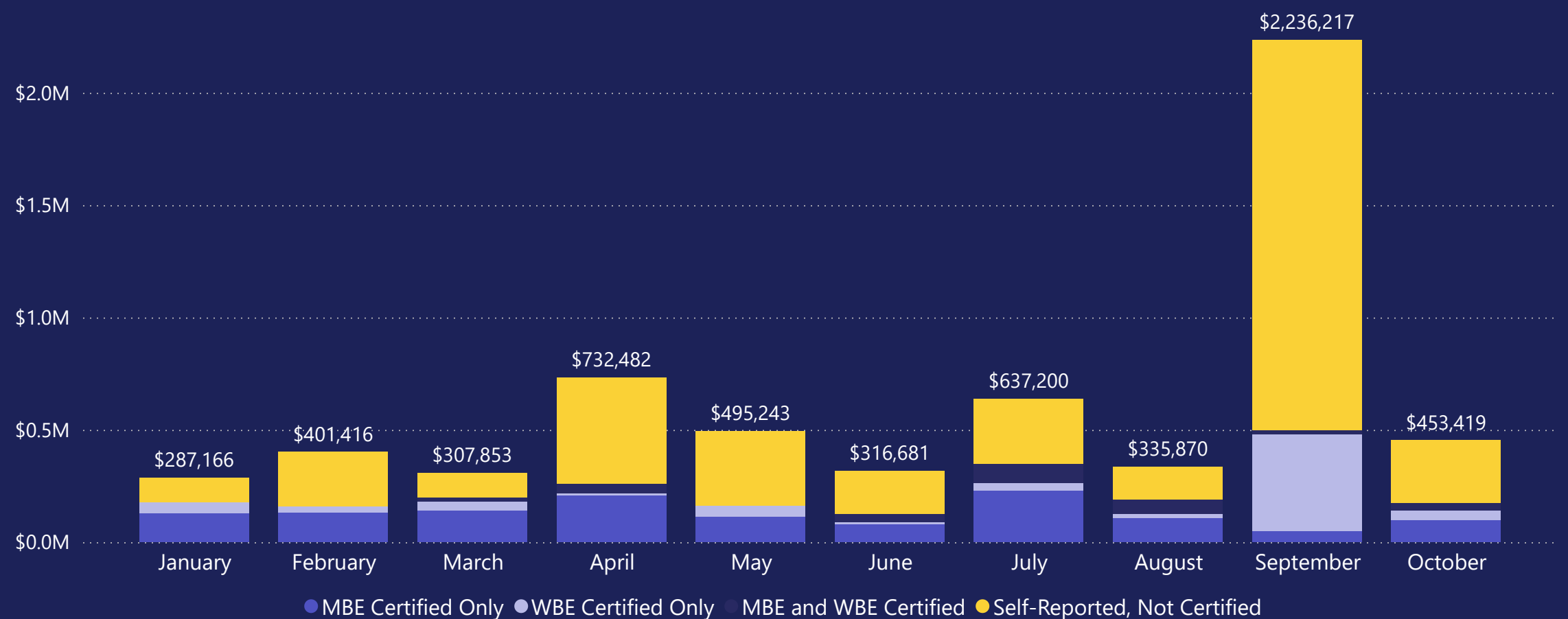
2024 Eligible Spending by Month

Certification Type	January	February	March	April	May	June	July	August	September	October	Total
MBE Certified Only	\$130,203	\$132,591	\$142,070	\$206,853	\$115,045	\$80,744	\$229,193	\$106,854	\$48,147	\$96,693	\$1,288,394
WBE Certified Only	\$45,842	\$25,970	\$38,092	\$12,197	\$47,766	\$8,822	\$36,105	\$17,237	\$432,644	\$45,339	\$710,014
MBE and WBE Certified	\$2,379	\$1,044	\$18,627	\$41,032	\$886	\$34,766	\$83,109	\$66,681	\$17,561	\$32,246	\$298,332
Self-Reported, Not Certified	\$108,742	\$241,811	\$109,063	\$472,399	\$331,545	\$192,349	\$288,793	\$145,097	\$1,737,865	\$279,142	\$3,906,808
Total	\$287,166	\$401,416	\$307,853	\$732,482	\$495,243	\$316,681	\$637,200	\$335,870	\$2,236,217	\$453,419	\$6,203,548

2024 Demographics Breakdown on Self-Reported, Not Certified Contractors by Month

Self-Reported Demographics	January	February	March	April	May	June	July	August	September	October	Total
Minority AND Woman-owned	\$8,058	\$16,629	\$7,947	\$11,080	\$74,656	\$59,146	\$9,692	\$3,519	\$1,504,129	\$8,275	\$1,703,131
Woman-owned Only	\$64,585	\$164,705	\$70,751	\$362,618	\$118,517	\$81,273	\$172,137	\$111,689	\$79,473	\$203,790	\$1,429,538
Minority-owned Only	\$36,100	\$52,422	\$23,379	\$83,389	\$138,372	\$51,929	\$76,175	\$16,711	\$147,400	\$67,077	\$692,953
Veteran-owned only		\$8,056	\$6,987	\$15,312			\$30,789	\$13,178	\$6,864		\$81,186
Total	\$108,742	\$241,811	\$109,063	\$472,399	\$331,545	\$192,349	\$288,793	\$145,097	\$1,737,865	\$279,142	\$3,906,808

2024 All Eligible Spending to Minority and/or Woman-owned Businesses by Month, including Certified Contractors and Self-Reported Contractors





About



Overview



Monthly



Vendors



Map



Public Works



Sub-Detail

All Eligible Spending | Vendor Summary

Updated through: October 31, 2024

2024 | Top Ten Vendors

SHI International Corp.	\$1,540,308
DLZ INDIANA LLC	\$509,663
SLATILE ROOFING & SHEET METAL	\$400,825
DA DODD INC	\$371,627
A&Z ENGINEERING LLC	\$347,313
RITSCHARD BROS INC	\$320,619
BEST EQUIPMENT CO INC	\$281,475
Reliable Roofing & Construction	\$242,848
Cives Corporation dba Lindco Equi...	\$233,329
WDi Architecture, Inc	\$230,237

2024 | Vendor List

Vendor Name	Certification Status	Total Eligible Spending
1ST CLASS LOGISTICS LLC	MBE Certified Only	\$72
A&Z ENGINEERING LLC	Self-Reported, Not Certified	\$347,313
AFC INTERNATIONAL INC	WBE Certified Only	\$13,090
ASAP IDENTIFICATION SECURITY INC	WBE Certified Only	\$619
Bangs, LLC	Self-Reported, Not Certified	(\$4,979)
BEST EQUIPMENT CO INC	Self-Reported, Not Certified	\$281,475
BOLT DOCUMENT MANAGEMENT	Self-Reported, Not Certified	\$30,462
Brendle Group, Inc	Self-Reported, Not Certified	\$3,199
Career Impact Launchpad	Self-Reported, Not Certified	\$4,500
CINCO 5 INTERNATIONAL	Self-Reported, Not Certified	\$270
Cives Corporation dba Lindco Equipment Sales, Division of Viking-Cives Group	Self-Reported, Not Certified	\$233,329
DA DODD INC	MBE Certified Only	\$371,627
DAILY LABORATORIES	Self-Reported, Not Certified	\$140
DECORATIVE PAINTING BY CASSANDRA	Self-Reported, Not Certified	\$1,300
Deployed Logix	Self-Reported, Not Certified	\$321
DLZ INDIANA LLC	MBE Certified Only	\$509,663
DUDECK ROOFING & SHEET METAL INC	WBE Certified Only	\$52,837
ELECTRONIC DATA COLLECTION CORP	Self-Reported, Not Certified	\$31,384
Fabrick Design, LLC	Self-Reported, Not Certified	\$1,275
Fancy Delights	MBE and WBE Certified	\$685
FIGMENT GROUP INC	Self-Reported, Not Certified	\$1,925
FLOSOURCE INC	WBE Certified Only	\$5,739
FORCE 5 MEDIA INC	Self-Reported, Not Certified	\$4,000
Foremost Promotions	Self-Reported, Not Certified	\$5,328
FOX FIRE SAFETY	Self-Reported, Not Certified	\$24,059
Fox Fire Safety, Inc.	Self-Reported, Not Certified	\$1,645
Glow Pro Cleaning LLC	Self-Reported, Not Certified	\$350
Green Bridge Growers	Self-Reported, Not Certified	\$950
GRIPP INC	Self-Reported, Not Certified	\$167,508
H&D Landscaping and Tree Removal LLC	Self-Reported, Not Certified	\$35,495
Hire Right LLC	MBE and WBE Certified	\$36
Human Delta Inc.	Self-Reported, Not Certified	\$50,000
IMPower Center Inc	Self-Reported, Not Certified	\$50,000
INDIANA'S ELITE CLEANING LLC	MBE Certified Only	\$34,110
J and G Cleaning Services	Self-Reported, Not Certified	\$8,400
J P COOKE CO	Self-Reported, Not Certified	\$230
J&B MEDICAL SUPPLY CO INC	Self-Reported, Not Certified	\$9,277
JACK DOHENY SUPPLIES	Self-Reported, Not Certified	\$131,102
JBL Signals and Lighting	MBE Certified Only	\$46,508
KABELIN ACE HARDWARE	WBE Certified Only	\$9,082
KERAMIDA ENVIRONMENTAL INC	WBE Certified Only	\$2,938
Kreative Koncepts Graphic Design	Self-Reported, Not Certified	\$4,065
MACEDONIA MISSIONARY BAPTIST CHURCH	Self-Reported, Not Certified	\$23,490
Make 'Em Pop Creations	Self-Reported, Not Certified	\$320
MASTERCARE INC	Self-Reported, Not Certified	\$1,255
MCCORMICK ENGINEERING LLC	WBE Certified Only	\$116,086
Meticulous Design Architecture, LLC	MBE Certified Only	\$192,500
MICHELLE ENGEL ATTORNEY AT LAW	Self-Reported, Not Certified	\$14,900
Minnis Consulting, LLC	MBE and WBE Certified	\$30,000
MONICA BRAZIER PHOTOGRAPHY	Self-Reported, Not Certified	\$4,125
NORTHERN ELECTRIC COMPANY INC	Self-Reported, Not Certified	\$80,956
NUTOYS LEISURE PRODUCTS	Self-Reported, Not Certified	\$670
Outdoor Care and Custom Creations, LLC	Self-Reported, Not Certified	\$13,255
Rebecca Miller	Self-Reported, Not Certified	\$1,065
Reliable Roofing & Construction	Self-Reported, Not Certified	\$242,848
RESCUEGEAR INC	Self-Reported, Not Certified	\$7,568
RITE QUALITY OFFICE SUPPLIES, INC	MBE Certified Only	\$23,139
RITSCHARD BROS INC	WBE Certified Only	\$320,619
RIVER BEND APPAREL & PROMOTIONS	WBE Certified Only	\$579
SC SUPPLY COMPANY	WBE Certified Only	\$32,263
SCHUELL FENCE CO	Self-Reported, Not Certified	\$7,950
Shallow Creek Kennels, Inc	Self-Reported, Not Certified	\$9,200
SHI International Corp.	Self-Reported, Not Certified	\$1,540,308
SHREWSBERRY	MBE Certified Only	\$62,042
Sinclair Recreation, LLC	Self-Reported, Not Certified	\$5,161
Site Design Group, Ltd.	MBE Certified Only	\$3,401
SLATILE ROOFING & SHEET METAL	Self-Reported, Not Certified	\$400,825
SPECIALIZED STAFFING SOLUTIONS LLC	MBE Certified Only	\$11,457
STANZ FOOD SERVICE INC	Self-Reported, Not Certified	\$52,852
STAR UNIFORM	WBE Certified Only	\$126,737
STARBOARD CHOICE MARINE	Self-Reported, Not Certified	\$604
State Barricading	WBE Certified Only	\$7,830
STATE SAFETY & COMPLIANCE LLC	MBE and WBE Certified	\$24,431
SWEETUMS INC	Self-Reported, Not Certified	\$41,438
TalentSource Staffing, Inc.	WBE Certified Only	\$18,300
The Design Ave LLC	Self-Reported, Not Certified	\$1,000
TN3 LLC	Self-Reported, Not Certified	\$210
Unearthed Coaching & Consulting	Self-Reported, Not Certified	\$3,500
Vegan Bites by Jas, LLC	Self-Reported, Not Certified	\$300
VISIONS GPS BRANDING LLC	MBE and WBE Certified	\$12,943
VS ENGINEERING INC	Self-Reported, Not Certified	\$7,521



About



Overview



Monthly



Vendors



Map



Public Works

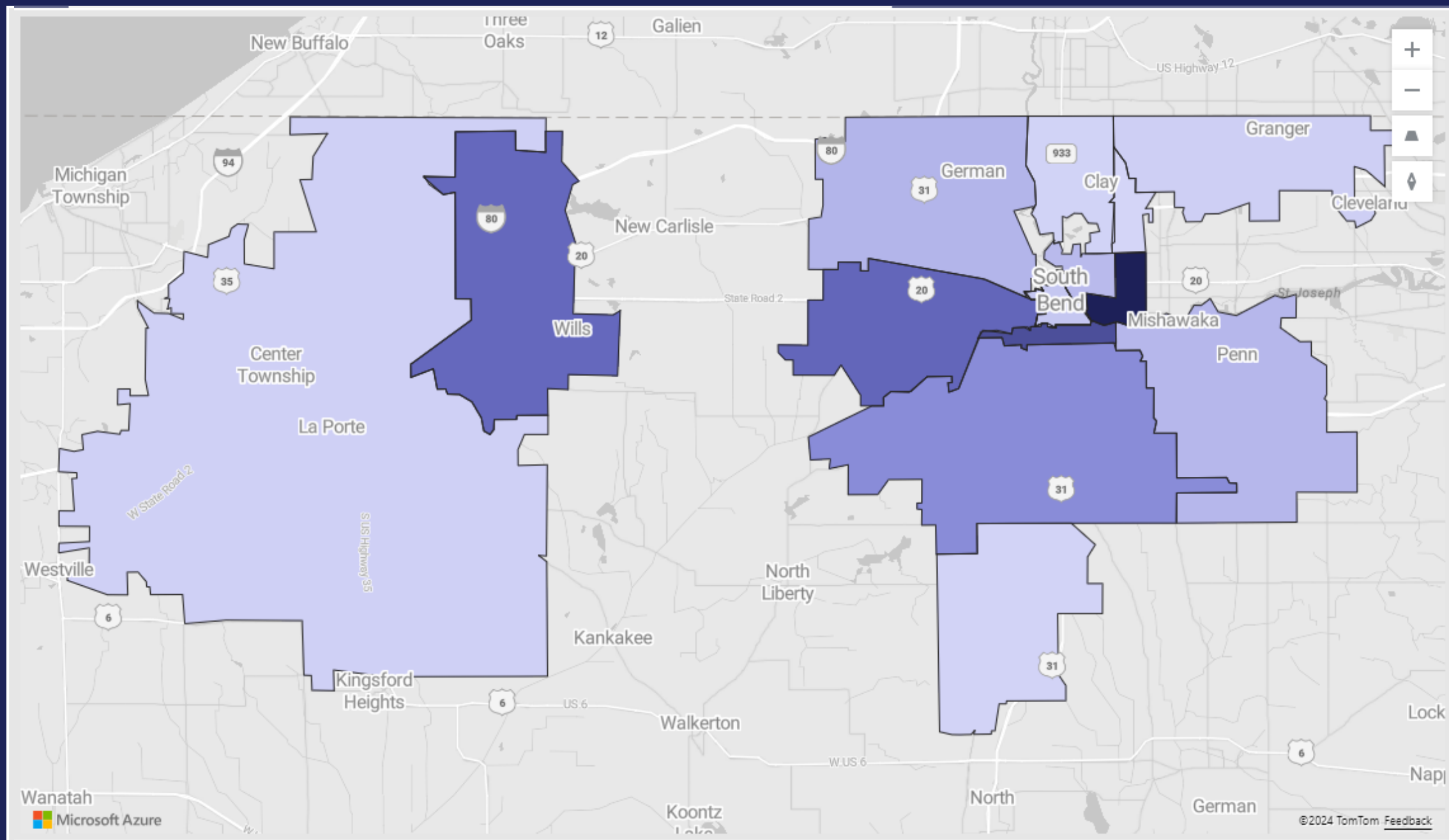


Sub-Detail


All Eligible Spending | Map

Updated through: October 31, 2024

2024 | Heat Map



County	Total
<input checked="" type="checkbox"/> St. Joseph	\$2,175,011
Self-Reported, Not Certified	\$1,011,059
MBE and WBE Certified	\$13,628
WBE Certified Only	\$548,514
MBE Certified Only	\$601,810
<input checked="" type="checkbox"/> La Porte	\$382,634
Self-Reported, Not Certified	\$1,925
WBE Certified Only	\$9,082
MBE Certified Only	\$371,627
Total	\$2,557,644



About



Overview



Monthly



Vendors



Map



Public Works



Sub-Detail

Public Works Projects Spending | Program Summary

Updated through: October 31, 2024

\$2,870,010

Total Spending to Certified Businesses for Public Works Projects

\$38,927,741

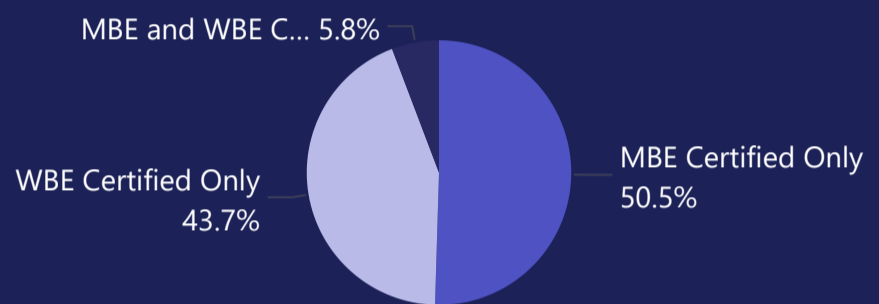
Total Spending for Public Works Projects

7%

MBE/WBE Utilization Percentage

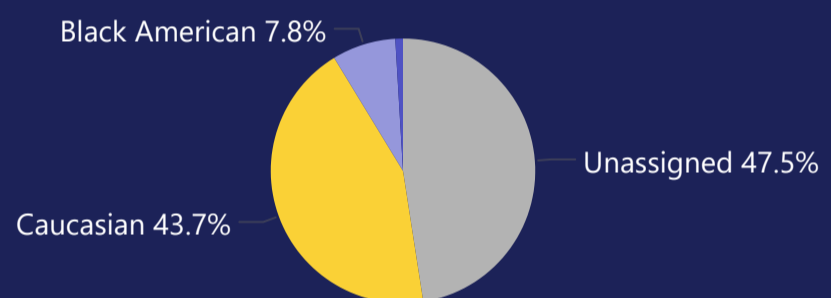
Certification Breakdown

Certification Type	Total
MBE Certified Only	\$1,448,772
WBE Certified Only	\$1,255,558
MBE and WBE Certified	\$165,680
Total	\$2,870,010



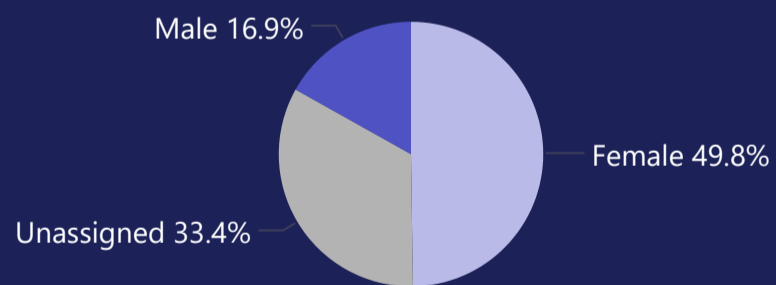
Ethnicity Breakdown

Ethnicity	Total
Black American	\$223,064
Caucasian	\$1,255,558
Hispanic American	\$26,828
Unassigned	\$1,364,560
Total	\$2,870,010



Gender Breakdown

Gender	Total
Female	\$1,428,420
Male	\$484,401
Unassigned	\$957,188
Total	\$2,870,010



Geographic Breakdown

City	State	Total
Crown Point	IN	\$66,080
Indianapolis	IN	\$26,828
Jeffersonville	IN	\$393,725
Lafayette	IN	\$49,709
Logansport	IN	\$174,828
Mooresville	IN	\$43,497
Rolling Prairie	IN	\$407,372
South Bend	IN	\$1,707,972
Total	IN	\$2,870,010



About



Overview



Monthly



Vendors



Map



Public Works



Sub-Detail

Public Works Projects Spending | Vendor Summary

Updated through: October 31, 2024

List of Primes and Subcontractors that Received Payment

Business Name	City	State	Certification Type	Ethnicity	Gender	Total Payments	Total Payments for MBE/WBE Utilization
1St Class Logistics Llc	South Bend	IN	MBE Certified Only	Black American	Male	\$77,029	\$77,029
Bowen Engineering Corp	Indianapolis	IN		Unassigned	Unassigned	\$260,254	\$0
Buc Construction Supply, Inc.	Lafayette	IN	WBE Certified Only	Caucasian	Female	\$49,709	\$49,709
C&E Excavating	Elkhart	IN		Unassigned	Unassigned	\$1,678,885	\$0
C. Lee Construction Services, Inc.	Gary	IN		Black American	Male	\$109,571	\$109,571
C.H. Garmong & Son, Inc.	Terre Haute	IN		Unassigned	Unassigned	\$15,199,570	\$0
Ce Hughes Milling, Inc.	Jeffersonville	IN	WBE Certified Only	Caucasian	Female	\$393,725	\$393,725
Crossroads Highway Products Llc	Mooreville	IN	WBE Certified Only	Caucasian	Female	\$43,497	\$43,497
D A Dodd Llc	Rolling Prairie	IN	MBE Certified Only	Unassigned	Male	\$407,372	\$407,372
Geograph Indus Inc	Harrison	OH		Unassigned	Unassigned	\$177,872	\$0
Green Demolition, Inc.	Michigan City	IN		Unassigned	Unassigned	\$440,089	\$0
Hawk Enterprises, Inc.	Crown Point	IN	WBE Certified Only	Caucasian	Female	\$66,080	\$66,080
Hrp Construction, Inc.	South Bend	IN		Unassigned	Unassigned	\$1,134,734	\$0
Indiana Earth, Inc.	Osceola	IN		Unassigned	Unassigned	\$412,110	\$0
J.W. Werntz & Son, Inc.	South Bend	IN		Unassigned	Unassigned	\$28,738	\$0
Jbl Signals And Lighting, Llc	South Bend	IN	MBE Certified Only	Unassigned	Unassigned	\$957,188	\$957,188
Jmh Roofing Company, Inc	Indianapolis	IN	MBE and WBE Certified	Hispanic American	Female	\$26,828	\$26,828
Kennedy Expressline Inc	South Bend	IN	MBE Certified Only	Black American	Female	\$7,183	\$7,183
Laporte Construction Company, Inc.	Laporte	IN		Caucasian	Female	\$78,646	\$78,646
Majority Builders	South Bend	IN		Unassigned	Unassigned	\$100,135	\$0
Milestone Contractors Lp	Indianapolis	IN		Unassigned	Unassigned	\$174,216	\$0
Milestone Contractors North, Inc	South Bend	IN		Unassigned	Unassigned	\$8,351,503	\$0
Modern Edge Llc	Valparaiso	IN		Caucasian	Female	\$92,141	\$92,141
Premium Concrete Services, Inc	Elkhart	IN		Unassigned	Unassigned	\$672,987	\$0
R. Yoder Construction	Nappanee	IN		Unassigned	Unassigned	\$3,369,014	\$0
Ram Construction Services Of Michigan, Inc. D/B/A	Livonia	MI		Unassigned	Unassigned	\$1,055,583	\$0
Rieth-Riley Construction Co., Inc.	South Bend	IN		Unassigned	Unassigned	\$2,278,656	\$0
Ritschard Bros., Inc.	South Bend	IN	WBE Certified Only	Caucasian	Female	\$288,579	\$288,579
Rochelle Bowyer	Peru	IN		Caucasian	Female	\$14,534	\$14,534
Selge Construction Co Inc	Niles	MI		Unassigned	Unassigned	\$158,214	\$0
Slatile Roofing And Sheet Metal Co., Inc.	South Bend	IN		Unassigned	Unassigned	\$270,281	\$0
Slussers Green Thumb, Inc.	Logansport	IN	WBE Certified Only	Caucasian	Female	\$174,828	\$174,828
State Barricading, Inc.	South Bend	IN	WBE Certified Only	Caucasian	Female	\$239,141	\$239,141
V & R Trucking, Inc.	South Bend	IN	MBE and WBE Certified	Black American	Female	\$138,852	\$138,852



About



Overview



Monthly



Vendors



Map



Public Works



Sub-Detail



About this Report

Overview

This report shares an overview of City spending to minority and woman-owned businesses. The information presented in this report is preliminary and unaudited, so it remains subject to change. There are two types of City spending included in this report, defined below.

1. Eligible City Spending

All transactions in which (a) the City receives goods, services, labor, real property, or some combination of these, in exchange for monetary payment, and (b) the City administration is capable of exercising a meaningful measure of decision-making in determining whether to make a purchase or in identifying available vendors. Categories of City spending that are excluded from this spending type is listed in the table below.

Data Source: City's financial ERP system, Microsoft DFO

2. Public Works Projects Spending

All transactions made by the City to a minority and/or women-owned business for a Public Works project that has MBE/WBE goals.

Data Source: City's supplier diversity and equity management system, B2G Now

Terms & Definitions

The table below lists the terms used in this report and their corresponding definitions.

Term	Definition
Eligible City Spending	All transactions in which (a) the City receives goods, services, labor, real property, or some combination of these, in exchange for monetary payment, and (b) the City administration is capable of exercising a meaningful measure of decision-making in determining whether to make a purchase or in identifying available vendors. City spending that is excluded falls within one of the categories below. <ol style="list-style-type: none"> 1. Payroll-related payments 2. Grants to grantees, sub-grants to sub-grantees, or loans to borrowers, including payments of State or federal funds passed through the City 3. Utility payments 4. Insurance premiums 5. Postage 6. Non-claims payments (as discussed in General Disbursement Policy Supplement 601 – Summary of Disbursements), including, (a) debt service payments, (b) customer refunds, (c) payments from debt proceeds that are held by a trustee and payable under a non-City contract, (d) payroll-related payments, (e) employee benefits-related payments, (f) unemployment payments to the Indiana Department of Workforce Development, (g) Indiana sales tax remittances, (h) legal settlement payments, (i) promoter payments from the Morris Performing Arts Center box office, (j) Police, Fire, and Teamster union dues, (k) Court-ordered payments/wage garnishments 7. Certain non-expense account transactions, including (a) balance sheet accounts and (b) miscellaneous revenue account
Public Works Projects Spending	All transactions made by the City to a minority and/or women-owned business for a Public Works project that has MBE/WBE goals.
Self Reported, Not Certified	Vendors that do not have an active MBE and/or WBE certification, but self report as a minority and/or women-owned business to the City.
MWBE Certified	Vendors that have an active MBE and WBE certification based on a credible database, such as the Indiana Department of Administration Secured Supplier Portal and/or the City of Indianapolis Vendor Directory.
MBE Certified	Vendors that have an active MBE certification based on a credible database, such as the Indiana Department of Administration Secured Supplier Portal and/or the City of Indianapolis Vendor Directory.
WBE Certified	Vendors that have an active WBE certification based on a credible database, such as the Indiana Department of Administration Secured Supplier Portal and/or the City of Indianapolis Vendor Directory.
Minority and Women-owned	Vendors that self-reported as a minority and woman-owned business to the City, but are not certified.
Minority-owned Only	Vendors that self-reported as a minority-owned business to the City, but are not certified.
Veteran-owned only	Vendors that self-reported as a veteran-owned business to the City, but are not certified.
Women-owned only	Vendors that self-reported as a woman-owned business to the City, but are not certified.