

February DPW Report (February 1-29)

Inclusive Procurement Contracting Board

Department of Public Works Report

1. BPW Awarded Contracts (February 2024)

One (1) Quote Awarded, Zero (0) Projects had goals
Zero (0) Bids Awarded, Zero (0) Projects had goals

BPW Meeting 02/13/2024

CSO 018 Security Fencing (Quote)

BPW Meeting 02/27/2024

No projects awarded

2. Project Completion Affidavits for February 2024

Two (2) Projects Closed Out, Two (2) Projects had goals

| | <u>Change in Utilization Plan?</u> | <u>Notes: Reason for change in utilization plan / if no goals why?</u> |
|---|--|--|
| BPW Meeting 02/13/2024 Nexus Center Site & Building Improvement | No | MBE 3.4% WBE 4.5% GFE waiver granted |
| BPW Meeting 02/27/2024 Century Center Skyway Restroom Upgrade | No | MBE 0.5% WBE 1.5% GFE waiver granted |

3. Total Dollars Committed by MWBE Goals

| | 2024 | Awarded | Paid |
|------------|-------------|----------------|---------------|
| MBE | \$ | 45,852.00 | \$ 6,491.25 |
| WBE | \$ | 181,595.00 | \$ 219,302.75 |
| | \$ | 227,447.00 | \$ 225,794.00 |

4. Comparison of January - February 2024 vs January - February 2023

| | 2024 | 2023 | 2024-2023 |
|------------------------------------|-------------------------|-------------------------|-------------------|
| | January-February | January-February | Difference |
| Quantity of MBEs utilized | 3 | 4 | 1.00 |
| Quantity of WBEs utilized | 4 | 7 | 3.00 |
| Quantity of Primes utilized | 7 | 7 | 0.00 |
| MBEs Paid | \$ 6,491.25 | \$ 10,227.44 | -37% |
| WBEs Paid | \$ 219,302.75 | \$ 362,511.09 | -40% |
| Primes Paid | \$ 2,157,376.73 | \$ 109,911.73 | 1863% |
| Total Payments | \$ 2,383,170.73 | \$ 482,650.26 | 394% |

Utilized 1 less MBE in 2024 than in 2023

Utilized 3 less WBE in 2024 than in 2023

MBEs were paid 37% less in 2024 than in 2023

WBEs were paid 40% less in 2024 than in 2023

Primes were paid 1863% more in 2024 than in 2023

Total project spend was 394% more in 2024 than in 2023

5. Challenges (if any)

Certifying Minority and Women owned businesses already working with CoSB

Simplifying the internal and external process of searching for MWBEs

6. Projects on the Horizon

February (RTA)

BPW Meeting 02/13/2024

One (1) or More, 2023 or Newer Self-Propelled Spreader - Spec A

2024 Street and Sewer Material Bid

2024 Asphalt Material Bid

Downtown South Bend to Notre Same Trail - Notre Dame Ave.

BPW Meeting 02/27/2024

Ireland Rd & Ironwood Dr Intersection Improvements

2024 Community Crossings

Drewry's Brewery Cleanup, Phase 1 -Outbuilding & Demolition Debris

For Credit Contract Awards By Department, Type, Category, Goal Type, Vendor Type, Ethnicity & Gender

For credit primes and subcontractors on contracts awarded between 1/1/2024 and 2/29/2024

| Department of Public Works Construction | | | | | | |
|---|-----------|---------------|-------------------|--------|-------------------|--------------|
| Contract Category | Goal Type | Vendor Type | Ethnicity | Gender | Award Amount | Vendor Count |
| Building Improvements | MBE | Subcontractor | Hispanic American | Female | \$20,000 | 1 |
| Streets and Alleys | MBE | Subcontractor | Black American | Female | \$13,080 | 5 |
| Building Improvements | MBE | Subcontractor | Black American | Male | \$12,772 | 1 |
| MBE Award | | | | | \$ 45,852 | |
| Building Improvements | WBE | Subcontractor | Caucasian | Female | \$46,200 | 1 |
| Streets and Alleys | WBE | Prime | Caucasian | Female | \$135,395 | 4 |
| WBE Award | | | | | \$ 181,595 | |
| Total MWBE Payments | | | | | \$227,447 | |

For Credit Contract Payments By Department, Type, Category, Goal Type, Vendor Type, Ethnicity & Gender

For credit primes and subcontractors on contracts awarded between 1/1/2024 and 2/29/2024

| Department of Public Works Construction | | | | | | |
|---|-----------|---------------|----------------------------|--------|------------------|--------------|
| Contract Category | Goal Type | Vendor Type | Ethnicity | Gender | Award Amount | Vendor Count |
| Building Improvements | MBE | Subcontractor | Hispanic American | Female | \$828 | 1 |
| Building Improvements | MBE | Subcontractor | Black American | Male | \$2,728 | 1 |
| Land Improvements | MBE | Subcontractor | Black American | Male | \$2,936 | 2 |
| | | | MBE Award | | \$6,491 | |
| Building Improvements | WBE | Subcontractor | Hispanic American | Female | \$26,000 | 1 |
| Land Improvements | WBE | Subcontractor | Caucasian | Female | \$37,298 | 2 |
| Streets and Alleys | WBE | Subcontractor | Caucasian | Female | \$156,005 | 6 |
| | | | WBE Award | | \$219,303 | |
| | | | Total MWBE Payments | | \$225,794 | |

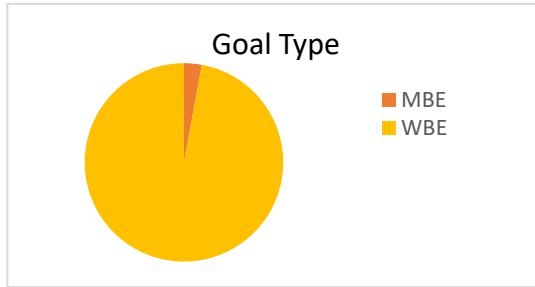
Contractor Payment Summary

List of primes and subcontractors that received payment between 1/1/2024 and 2/29/2024.

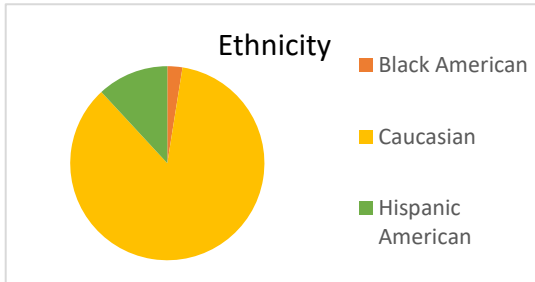
Total For Credit:

\$225,794

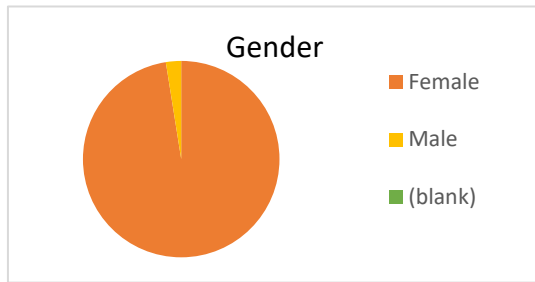
| Goal Type | Payments For Credit |
|-----------|---------------------|
| MBE | \$6,491 |
| WBE | \$219,303 |



| Ethnicity | Payments For Credit |
|-------------------|---------------------|
| Black American | \$5,664 |
| Caucasian | \$193,303 |
| Hispanic American | \$26,828 |



| Gender | Payments For Credit |
|--------|---------------------|
| Female | \$220,130 |
| Male | \$5,664 |

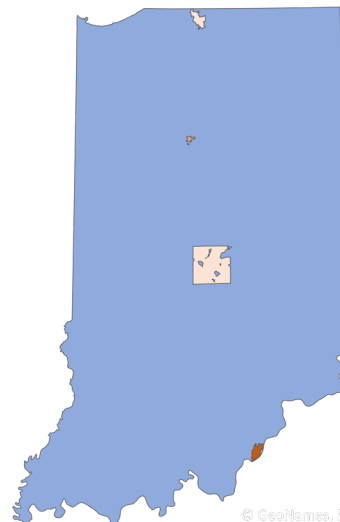
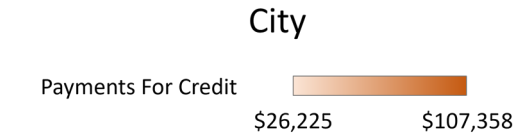


| State | Payments For Credit |
|-------|---------------------|
| IN | \$4,500,249 |

| City | Payments For Credit |
|----------------|---------------------|
| Indianapolis | \$26,828 |
| Jeffersonville | \$107,358 |
| Logansport | \$65,383 |
| South Bend | \$26,225 |

Total Payments For Credit

\$225,794



Powered by Bing
© GeoNames, Microsoft, TomTom

Comparative Contractor Payment Summary Over The Same Time Period (January-February)

| | |
|--|-----------------|
| MBE Total 2024 Payments January to February | \$6,491 |
| MBE Total 2023 Payments January to February | \$10,227 |

2024

List of primes and subcontractors that received payment between 1/1/2024 and 2/29/2024.

| Business Name | City | State | Goal Type | Ethnicity | Gender | Payments | Payments For Credit |
|--------------------------|--------------|-------|-----------|-------------------|--------|----------|---------------------|
| 1ST CLASS LOGISTICS LLC | SOUTH BEND | IN | MBE | Black American | Male | \$4,664 | \$4,664 |
| JMH ROOFING COMPANY, INC | INDIANAPOLIS | IN | MBE | Hispanic American | Female | \$828 | \$828 |
| KENNEDY EXPRESSLINE INC | SOUTH BEND | IN | MBE | Black American | Male | \$1,000 | \$1,000 |

2024 MBE Total \$6,491

2023

List of primes and subcontractors that received payment between 1/1/2023 and 2/28/2023.

| Business Name | City | State | Goal Type | Ethnicity | Gender | Payments | Payments For Credit |
|------------------------------------|---------------|-------|-----------|----------------|--------|----------|---------------------|
| 1ST CLASS LOGISTICS LLC | SOUTH BEND | IN | MBE | Black American | Male | \$468 | \$468 |
| AMGI, LLC | NEW PALESTINE | IN | MBE | Black American | Male | \$8,059 | \$8,059 |
| C. LEE CONSTRUCTION SERVICES, INC. | GARY | IN | MBE | Black American | Male | \$781 | \$781 |
| V & R TRUCKING, INC. | SOUTH BEND | IN | MBE | Black American | Female | \$920 | \$920 |

2023 MBE Total \$10,227

Comparative Contractor Payment Summary Over The Same Time Period (January-February)

| | |
|--|------------------|
| WBE Total 2024 Payments January to February | \$219,303 |
| WBE Total 2023 Payments January to February | \$362,511 |

2024

List of primes and subcontractors that received payment between 1/1/2024 and 2/29/2024.

| Business Name | City | State | Goal Type | Ethnicity | Gender | Payments | Payments For Credit |
|----------------------------|----------------|-------|-----------|-------------------|--------|-----------|---------------------|
| C E HUGHES MILLING, INC. | JEFFERSONVILLE | IN | WBE | Caucasian | Female | \$107,358 | \$107,358 |
| JMH ROOFING COMPANY, INC | INDIANAPOLIS | IN | WBE | Hispanic American | Female | \$26,000 | \$26,000 |
| SLUSSERS GREEN THUMB, INC. | LOGANSPOUT | IN | WBE | Caucasian | Female | \$65,383 | \$65,383 |
| STATE BARRICADING, INC. | SOUTH BEND | IN | WBE | Caucasian | Female | \$20,561 | \$20,561 |

2024 WBE Total \$219,303

2023

List of primes and subcontractors that received payment between 1/1/2023 and 2/28/2023.

| Business Name | City | State | Goal Type | Ethnicity | Gender | Payments | Payments For Credit |
|--------------------------------------|------------|-------|-----------|----------------|--------|-----------|---------------------|
| BUC CONSTRUCTION SUPPLY, INC. | LAFAYETTE | IN | WBE | Caucasian | Female | \$22,733 | \$22,733 |
| CARPET SERVICE OUTLET INC. | SOUTH BEND | IN | WBE | Caucasian | Female | \$15,000 | \$15,000 |
| MONTGOMERY TRUCKING INC., OF INDIANA | FORT WAYNE | IN | WBE | Caucasian | Female | \$1,235 | \$1,235 |
| SLUSSERS GREEN THUMB, INC. | LOGANSPOUT | IN | WBE | Caucasian | Female | \$273,001 | \$273,001 |
| STATE BARRICADING, INC. | SOUTH BEND | IN | WBE | Caucasian | Female | \$14,455 | \$14,455 |
| TRAFFIC CONTROL SPECIALISTS, INC | KNOX | IN | WBE | Caucasian | Female | \$33,753 | \$33,753 |
| V & R TRUCKING, INC. | SOUTH BEND | IN | WBE | Black American | Female | \$2,335 | \$2,335 |

2023 WBE Total \$362,511

Comparative Contractor Payment Summary Over The Same Time Period (January-February)

| | |
|--|--------------------|
| Prime Total 2024 Payments January to February | \$2,157,377 |
| Prime Total 2023 Payments January to February | \$109,912 |

2024

List of primes and subcontractors that received payment between 1/1/2024 and 2/29/2024.

| Business Name | City | State | Goal Type | Ethnicity | Gender | Payments | Payments For Credit |
|---|------------|-------|-----------|-----------|--------|-------------|---------------------|
| C&E EXCAVATING | ELKHART | IN | | | | \$1,310,134 | \$0 |
| MAJORITY BUILDERS | SOUTH BEND | IN | | | | (\$2,728) | \$0 |
| MILESTONE CONTRACTORS NORTH, INC | SOUTH BEND | IN | | | | \$439,942 | \$0 |
| R. YODER CONSTRUCTION | NAPPANEE | IN | | | | \$272,202 | \$0 |
| RIETH-RILEY CONSTRUCTION CO., INC. | SOUTH BEND | IN | | | | \$9,112 | \$0 |
| SELGE CONSTRUCTION CO INC | NILES | MI | | | | \$131,339 | \$0 |
| SLATILE ROOFING AND SHEET METAL CO., INC. | SOUTH BEND | IN | | | | (\$2,624) | \$0 |

2024 Prime Total \$2,157,377

2023

List of primes and subcontractors that received payment between 1/1/2023 and 2/28/2023.

| Business Name | City | State | Goal Type | Ethnicity | Gender | Payments | Payments For Credit |
|------------------------------------|--------------|-------|-----------|-----------|--------|------------|---------------------|
| ACORN LANDSCAPING, LLC | SOUTH BEND | IN | | | | (\$468) | \$0 |
| BOWEN ENGINEERING CORP | INDIANAPOLIS | IN | | | | (\$30,792) | \$0 |
| GIBSON-LEWIS, LLC | MISHAWAKA | IN | | | | \$245,740 | \$0 |
| HRP CONSTRUCTION, INC. | SOUTH BEND | IN | | | | \$6,656 | \$0 |
| MILESTONE CONTRACTORS LP | INDIANAPOLIS | IN | | | | (\$39,131) | \$0 |
| MILESTONE CONTRACTORS NORTH, INC | SOUTH BEND | IN | | | | (\$36,540) | \$0 |
| RIETH-RILEY CONSTRUCTION CO., INC. | SOUTH BEND | IN | | | | (\$35,553) | \$0 |

2023 Prime Total \$109,912