



DEPARTMENT OF ADMINISTRATION & FINANCE

PURCHASING DIVISION REPORT TO INCLUSIVE PROCUREMENT AND CONTRACTING BOARD

Feb 2024 SUMMARY

Submitted by Mickey Lovy, Director of Purchasing

Note: This report contains information from the City's financial system responsible for paying the City's direct vendors. Therefore, it does not contain information regarding payments made by the City's prime contractors to the prime contractors subcontractors. The information presented in this report is preliminary and unaudited, so it remains subject to change. Data does not include payments to subcontractors; such data will be provided in a separate Public Works report.

Spending by Demographics

Row Labels	Jan	Feb	Total
Public work spending	\$6,036,696.85	\$3,215,540.76	\$9,252,237.61
1. MBE only	\$26,182.95	--	\$26,182.95
2. WBE only	\$42,003.10	\$128,355.70	\$170,358.80
3. Both MBE and WBE	--	--	--
4. Neither MBE nor WBE	\$5,968,510.80	\$3,087,185.06	\$9,055,695.86
All other spending	\$8,268,664.70	\$4,978,945.30	\$13,247,610.00
1. MBE only	\$140,120.00	\$184,879.69	\$324,999.69
2. WBE only	\$68,423.23	\$61,207.74	\$129,630.97
3. Both MBE and WBE	\$10,436.56	\$17,222.50	\$27,659.06
4. Neither MBE nor WBE	\$8,049,684.91	\$4,715,635.37	\$12,765,320.28
Grand Total*	\$14,305,361.55	\$8,194,486.06	\$22,499,847.61

Spending by Certifications

Public work spending	\$6,036,696.85	\$3,215,540.76	\$9,252,237.61
WBE certified	\$17,800.00	--	\$17,800.00
Not certified	\$5,992,713.90	\$3,215,540.76	\$9,208,254.66
DBE certified	\$26,182.95	--	\$26,182.95
All other spending	\$8,268,664.70	\$4,978,945.30	\$13,247,610.00
MWBE certified	\$7,612.60	\$16,792.88	\$24,405.48
WBE certified	\$22,808.29	\$10,138.30	\$32,946.59
Not certified	\$8,174,165.62	\$4,866,178.63	\$13,040,344.25
MBE certified	\$64,078.19	\$85,835.49	\$149,913.68
Grand Total*	\$14,305,361.55	\$8,194,486.06	\$22,499,847.61
Public work spending	\$6,036,696.85	\$3,215,540.76	\$9,252,237.61
WBE certified	\$17,800.00	--	\$17,800.00
St. Joseph County	\$17,800.00	--	\$17,800.00
Not certified	\$5,992,713.90	\$3,215,540.76	\$9,208,254.66
Outside Region	\$2,562,035.33	\$1,160,360.43	\$3,722,395.76
St. Joseph County	\$1,466,565.19	\$1,827,846.58	\$3,294,411.77
Surrounding Counties	\$1,964,113.38	\$227,333.75	\$2,191,447.13
DBE certified	\$26,182.95	--	\$26,182.95

St. Joseph County	\$26,182.95	--	\$26,182.95
All other spending	\$8,268,664.70	\$4,978,945.30	\$13,247,610.00
MWBE certified	\$7,612.60	\$16,792.88	\$24,405.48
Outside Region	\$7,612.60	\$16,792.88	\$24,405.48
WBE certified	\$22,808.29	\$10,138.30	\$32,946.59
Outside Region	--	\$619.00	\$619.00
St. Joseph County	\$19,576.56	\$9,009.08	\$28,585.64
Surrounding Counties	\$3,231.73	\$510.22	\$3,741.95
Not certified	\$8,174,165.62	\$4,866,178.63	\$13,040,344.25
Outside Region	\$5,120,082.90	\$3,200,159.30	\$8,320,242.20
St. Joseph County	\$1,964,707.05	\$1,265,199.10	\$3,229,906.15
Surrounding Counties	\$1,089,375.67	\$400,820.23	\$1,490,195.90
MBE certified	\$64,078.19	\$85,835.49	\$149,913.68
Outside Region	\$29,586.19	\$21,071.69	\$50,657.88
St. Joseph County	\$34,492.00	\$64,763.80	\$99,255.80
Grand Total*	\$14,305,361.55	\$8,194,486.06	\$22,499,847.61

VENDOR SUMMARY TABLE

Vendor totals

Row Labels	2024		Grand Total	
	Jan	Feb		
A&Z ENGINEERING LLC	\$ 21,227.50	\$ 51,709.25	\$	72,936.75
1. MBE only	\$ 21,227.50	\$ 51,709.25	\$	72,936.75
Ethnic origin not identified	\$ 21,227.50	\$ 51,709.25	\$	72,936.75
Not certified	\$ 21,227.50	\$ 51,709.25	\$	72,936.75
ASAP IDENTIFICATION SECURITY INC		\$ 619.00	\$	619.00
2. WBE only		\$ 619.00	\$	619.00
Ethnic origin not identified		\$ 619.00	\$	619.00
WBE certified		\$ 619.00	\$	619.00
BEST EQUIPMENT CO INC	\$ 10,326.05	\$ 21,372.76	\$	31,698.81
2. WBE only	\$ 10,326.05	\$ 21,372.76	\$	31,698.81
Ethnic origin not identified	\$ 10,326.05	\$ 21,372.76	\$	31,698.81
Not certified	\$ 10,326.05	\$ 21,372.76	\$	31,698.81
Brendle Group, Inc	\$ 3,199.00		\$	3,199.00
2. WBE only	\$ 3,199.00		\$	3,199.00
Ethnic origin not identified	\$ 3,199.00		\$	3,199.00
Not certified	\$ 3,199.00		\$	3,199.00
DA DODD INC	\$ 39,941.57	\$ 46,755.45	\$	86,697.02
1. MBE only	\$ 39,941.57	\$ 46,755.45	\$	86,697.02
Native American	\$ 39,941.57	\$ 46,755.45	\$	86,697.02
Not certified	\$ 39,941.57	\$ 46,755.45	\$	86,697.02
DLZ INDIANA LLC	\$ 29,992.00	\$ 62,513.80	\$	92,505.80
1. MBE only	\$ 29,992.00	\$ 62,513.80	\$	92,505.80
Ethnic origin not identified	\$ 29,992.00	\$ 62,513.80	\$	92,505.80
MBE certified	\$ 29,992.00	\$ 62,513.80	\$	92,505.80
DUDECK ROOFING & SHEET METAL INC	\$ 31,400.00	\$ 1,501.00	\$	32,901.00
2. WBE only	\$ 31,400.00	\$ 1,501.00	\$	32,901.00
Ethnic origin not identified	\$ 31,400.00	\$ 1,501.00	\$	32,901.00
WBE certified	\$ 31,400.00	\$ 1,501.00	\$	32,901.00
FIGMENT GROUP INC	\$ 1,925.00		\$	1,925.00
2. WBE only	\$ 1,925.00		\$	1,925.00
Ethnic origin not identified	\$ 1,925.00		\$	1,925.00
Not certified	\$ 1,925.00		\$	1,925.00
FOX FIRE SAFETY	\$ 546.17	\$ 759.50	\$	1,305.67
2. WBE only	\$ 546.17	\$ 759.50	\$	1,305.67
Ethnic origin not identified	\$ 546.17	\$ 759.50	\$	1,305.67
Not certified	\$ 546.17	\$ 759.50	\$	1,305.67
Fox Fire Safety, Inc.	\$ 1,645.05		\$	1,645.05
2. WBE only	\$ 1,645.05		\$	1,645.05
Ethnic origin not identified	\$ 1,645.05		\$	1,645.05
Not certified	\$ 1,645.05		\$	1,645.05
Glow Pro Cleaning LLC		\$ 350.00	\$	350.00
3. Both MBE and WBE		\$ 350.00	\$	350.00
Ethnic origin not identified		\$ 350.00	\$	350.00

VENDOR SUMMARY TABLE

Row Labels	2024		Grand Total	
	Jan	Feb		
Not certified		\$ 350.00	\$	350.00
GRIPP INC	\$ 10,601.25	\$ 729.00	\$	11,330.25
2. WBE only	\$ 10,601.25	\$ 729.00	\$	11,330.25
Ethnic origin not identified	\$ 10,601.25	\$ 729.00	\$	11,330.25
Not certified	\$ 10,601.25	\$ 729.00	\$	11,330.25
IMPower Center Inc	\$ 5,187.50		\$	5,187.50
3. Both MBE and WBE	\$ 5,187.50		\$	5,187.50
Ethnic origin not identified	\$ 5,187.50		\$	5,187.50
Not certified	\$ 5,187.50		\$	5,187.50
INDIANA'S ELITE CLEANING LLC	\$ 4,500.00	\$ 2,250.00	\$	6,750.00
1. MBE only	\$ 4,500.00	\$ 2,250.00	\$	6,750.00
Hispanic	\$ 4,500.00	\$ 2,250.00	\$	6,750.00
MBE certified	\$ 4,500.00	\$ 2,250.00	\$	6,750.00
J and G Cleaning Services	\$ 800.00	\$ 900.00	\$	1,700.00
3. Both MBE and WBE	\$ 800.00	\$ 900.00	\$	1,700.00
Hispanic	\$ 800.00	\$ 900.00	\$	1,700.00
Not certified	\$ 800.00	\$ 900.00	\$	1,700.00
J&B MEDICAL SUPPLY CO INC	\$ 4,313.16	\$ 2,388.50	\$	6,701.66
2. WBE only	\$ 4,313.16	\$ 2,388.50	\$	6,701.66
Ethnic origin not identified	\$ 4,313.16	\$ 2,388.50	\$	6,701.66
Not certified	\$ 4,313.16	\$ 2,388.50	\$	6,701.66
JACK DOHENY SUPPLIES	\$ 3,111.61	\$ 4,619.00	\$	7,730.61
2. WBE only	\$ 3,111.61	\$ 4,619.00	\$	7,730.61
Ethnic origin not identified	\$ 3,111.61	\$ 4,619.00	\$	7,730.61
Not certified	\$ 3,111.61	\$ 4,619.00	\$	7,730.61
JBL Signals and Lighting	\$ 26,182.95		\$	26,182.95
1. MBE only	\$ 26,182.95		\$	26,182.95
Black	\$ 26,182.95		\$	26,182.95
DBE certified	\$ 26,182.95		\$	26,182.95
KABELIN ACE HARDWARE	\$ 3,231.73	\$ 510.22	\$	3,741.95
2. WBE only	\$ 3,231.73	\$ 510.22	\$	3,741.95
Ethnic origin not identified	\$ 3,231.73	\$ 510.22	\$	3,741.95
WBE certified	\$ 3,231.73	\$ 510.22	\$	3,741.95
MCCORMICK ENGINEERING LLC	\$ 487.50		\$	487.50
2. WBE only	\$ 487.50		\$	487.50
Ethnic origin not identified	\$ 487.50		\$	487.50
WBE certified	\$ 487.50		\$	487.50
Meticulous Design Architecture, LLC	\$ 17,500.00	\$ 17,500.00	\$	35,000.00
1. MBE only	\$ 17,500.00	\$ 17,500.00	\$	35,000.00
Black	\$ 17,500.00	\$ 17,500.00	\$	35,000.00
MBE certified	\$ 17,500.00	\$ 17,500.00	\$	35,000.00
MICHELLE ENGEL ATTORNEY AT LAW	\$ 2,000.00		\$	2,000.00
2. WBE only	\$ 2,000.00		\$	2,000.00
Ethnic origin not identified	\$ 2,000.00		\$	2,000.00
Not certified	\$ 2,000.00		\$	2,000.00

VENDOR SUMMARY TABLE

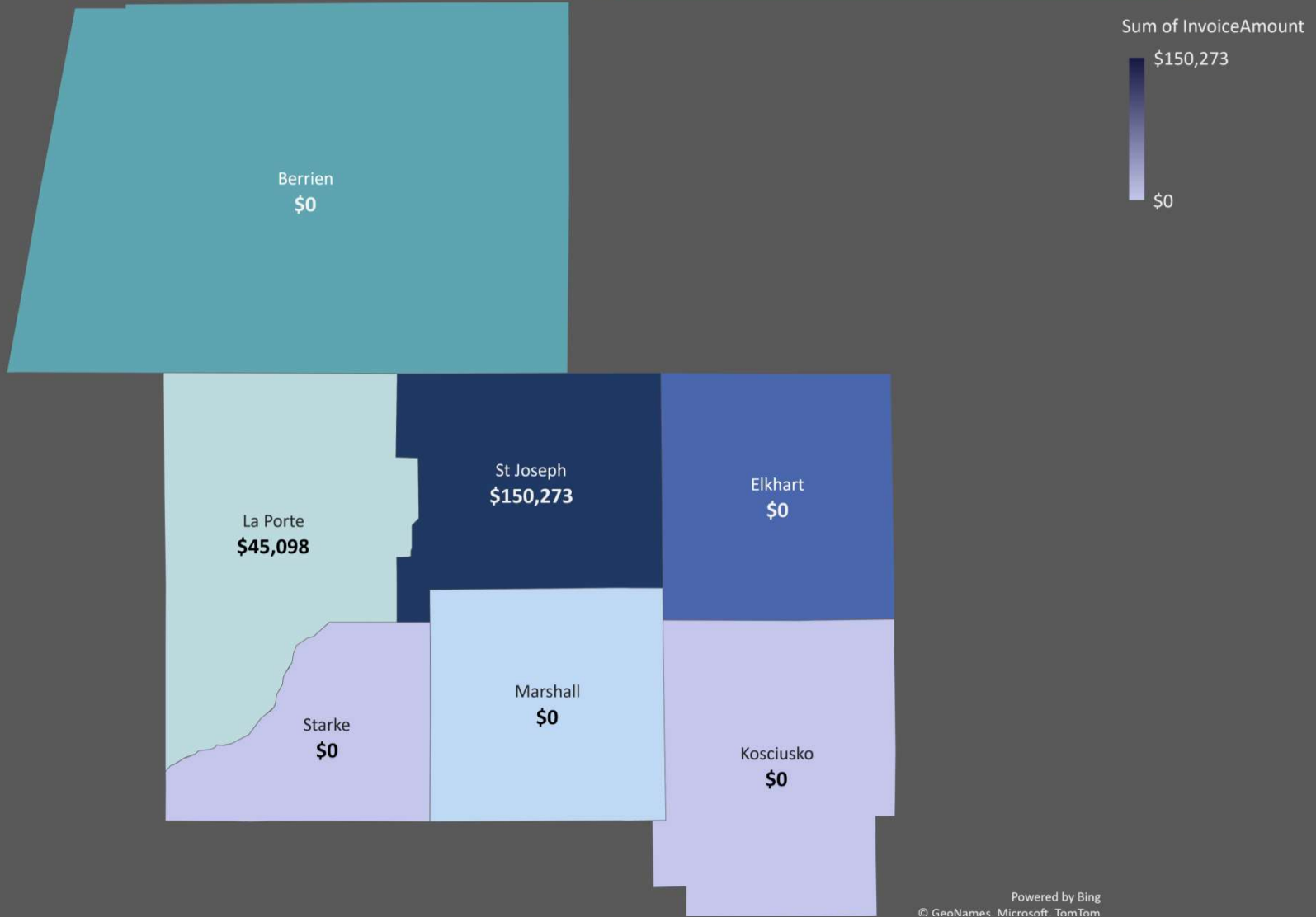
Row Labels	2024		Grand Total	
	Jan	Feb		
MONICA BRAZIER PHOTOGRAPHY	\$ 2,000.00		\$ 2,000.00	
3. Both MBE and WBE	\$ 2,000.00		\$ 2,000.00	
Black	\$ 2,000.00		\$ 2,000.00	
Not certified	\$ 2,000.00		\$ 2,000.00	
Outdoor Care and Custom Creations, LLC	\$ 13,255.24		\$ 13,255.24	
1. MBE only	\$ 13,255.24		\$ 13,255.24	
Black	\$ 13,255.24		\$ 13,255.24	
Not certified	\$ 13,255.24		\$ 13,255.24	
RESCUEGEAR INC		\$ 4,750.00	\$ 4,750.00	
2. WBE only		\$ 4,750.00	\$ 4,750.00	
Ethnic origin not identified		\$ 4,750.00	\$ 4,750.00	
Not certified		\$ 4,750.00	\$ 4,750.00	
RITE QUALITY OFFICE SUPPLIES, INC		\$ 1,165.72	\$ 1,165.72	
1. MBE only		\$ 1,165.72	\$ 1,165.72	
Black		\$ 1,165.72	\$ 1,165.72	
MBE certified		\$ 1,165.72	\$ 1,165.72	
SC SUPPLY COMPANY		\$ 4,169.08	\$ 4,169.08	
2. WBE only		\$ 4,169.08	\$ 4,169.08	
Ethnic origin not identified		\$ 4,169.08	\$ 4,169.08	
WBE certified		\$ 4,169.08	\$ 4,169.08	
SHREWSBERRY	\$ 12,086.19	\$ 2,405.97	\$ 14,492.16	
1. MBE only	\$ 12,086.19	\$ 2,405.97	\$ 14,492.16	
Black	\$ 12,086.19	\$ 2,405.97	\$ 14,492.16	
MBE certified	\$ 12,086.19	\$ 2,405.97	\$ 14,492.16	
SLATILE ROOFING & SHEET METAL	\$ 26,303.10	\$ 128,355.70	\$ 154,658.80	
2. WBE only	\$ 26,303.10	\$ 128,355.70	\$ 154,658.80	
Ethnic origin not identified	\$ 26,303.10	\$ 128,355.70	\$ 154,658.80	
Not certified	\$ 26,303.10	\$ 128,355.70	\$ 154,658.80	
STANZ FOOD SERVICE INC	\$ 414.11	\$ 701.80	\$ 1,115.91	
2. WBE only	\$ 414.11	\$ 701.80	\$ 1,115.91	
Ethnic origin not identified	\$ 414.11	\$ 701.80	\$ 1,115.91	
Not certified	\$ 414.11	\$ 701.80	\$ 1,115.91	
STAR UNIFORM	\$ 7,612.60	\$ 16,792.88	\$ 24,405.48	
2. WBE only	\$ 7,612.60	\$ 16,792.88	\$ 24,405.48	
Ethnic origin not identified	\$ 7,612.60	\$ 16,792.88	\$ 24,405.48	
MWBE certified	\$ 7,612.60	\$ 16,792.88	\$ 24,405.48	
STARBOARD CHOICE MARINE	\$ 200.00		\$ 200.00	
2. WBE only	\$ 200.00		\$ 200.00	
Ethnic origin not identified	\$ 200.00		\$ 200.00	
Not certified	\$ 200.00		\$ 200.00	
State Barricading	\$ 3,110.00	\$ 2,295.00	\$ 5,405.00	
2. WBE only	\$ 3,110.00	\$ 2,295.00	\$ 5,405.00	
Ethnic origin not identified	\$ 3,110.00	\$ 2,295.00	\$ 5,405.00	
WBE certified	\$ 3,110.00	\$ 2,295.00	\$ 5,405.00	
SWEETUMS INC	\$ 70.00	\$ 14,928.50	\$ 14,998.50	

VENDOR SUMMARY TABLE


Row Labels	2024		Grand Total	
	Jan	Feb		
3. Both MBE and WBE	\$ 70.00	\$ 14,928.50	\$	14,998.50
Black	\$ 70.00	\$ 14,928.50	\$	14,998.50
Not certified	\$ 70.00	\$ 14,928.50	\$	14,998.50
VISIONS GPS BRANDING LLC	\$ 2,379.06	\$ 1,044.00	\$	3,423.06
3. Both MBE and WBE	\$ 2,379.06	\$ 1,044.00	\$	3,423.06
Hispanic	\$ 2,379.06	\$ 1,044.00	\$	3,423.06
WBE certified	\$ 2,379.06	\$ 1,044.00	\$	3,423.06
WBK ENGINEERING LLC	\$ 1,617.50	\$ 579.50	\$	2,197.00
1. MBE only	\$ 1,617.50	\$ 579.50	\$	2,197.00
Native American	\$ 1,617.50	\$ 579.50	\$	2,197.00
Not certified	\$ 1,617.50	\$ 579.50	\$	2,197.00

IPC Spend Data

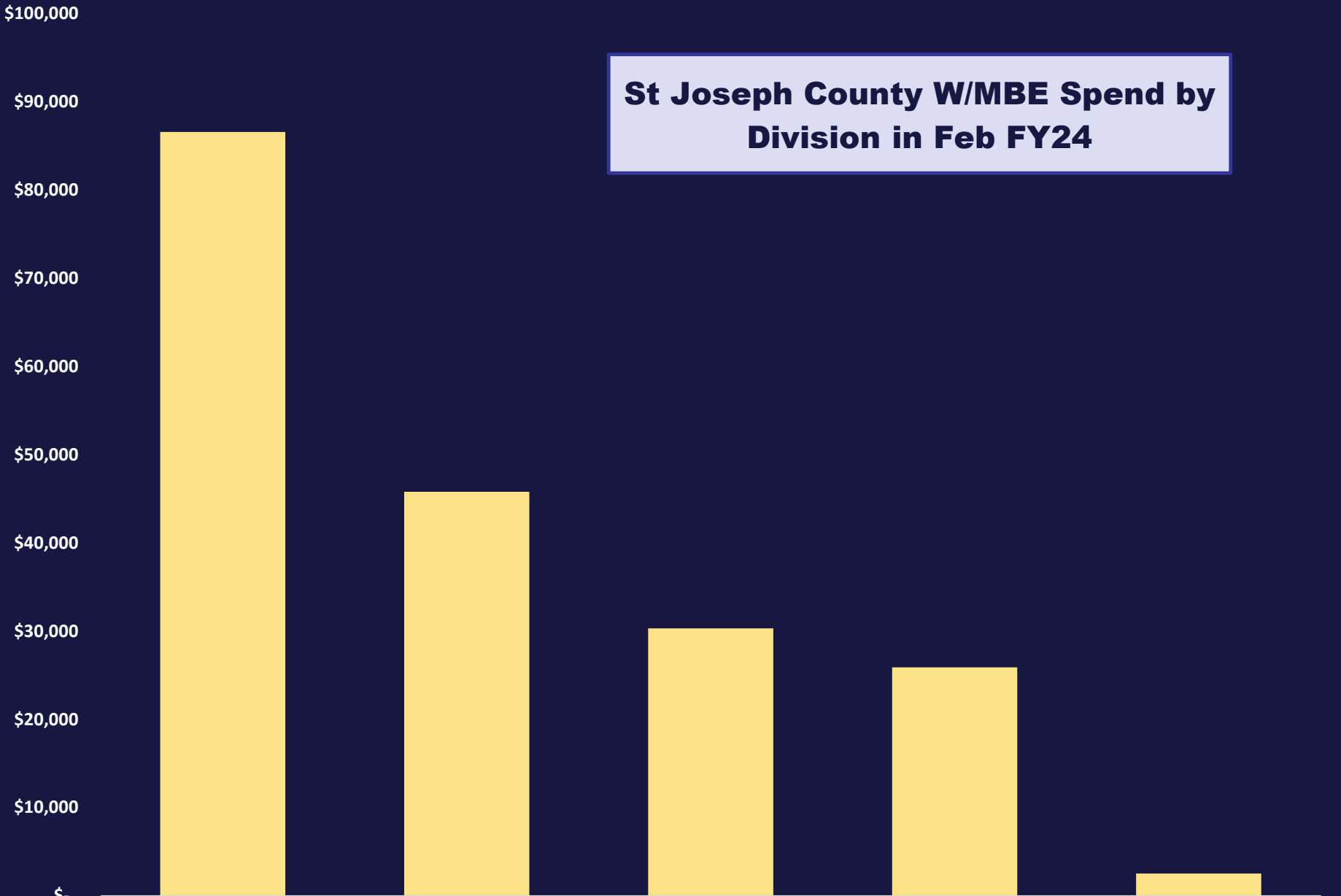
MBE & WBE Spend for Feb FY24



St Joseph County W/MBE Spend by Vendor in Feb FY24



St Joseph County W/MBE Spend by Division in Feb FY24



■ Total	\$86,615	\$45,810	\$30,329	\$25,920	\$2,523
---------	----------	----------	----------	----------	---------