



DEPARTMENT OF ADMINISTRATION & FINANCE

PURCHASING DIVISION REPORT TO INCLUSIVE PROCUREMENT AND CONTRACTING BOARD

Jan 2024 SUMMARY

Submitted by Mickey Lovy, Director of Purchasing

Note: This report contains information from the City's financial system responsible for paying the City's direct vendors. Therefore, it does not contain information regarding payments made by the City's prime contractors to the prime contractors subcontractors. The information presented in this report is preliminary and unaudited, so it remains subject to change. Data does not include payments to subcontractors; such data will be provided in a separate Public Works report.

Spending by Demographics

Row Labels	Dec	Jan	
Public work spending	\$5,243,251.36	\$6,036,696.85	\$11,279,948.21
1. MBE only	--	\$26,182.95	\$26,182.95
2. WBE only	\$183,524.93	\$42,003.10	\$225,528.03
3. Both MBE and WBE	--	--	--
4. Neither MBE nor WBE	\$5,059,726.43	\$5,968,510.80	\$11,028,237.23
All other spending	\$8,473,234.71	\$6,665,623.89	\$15,138,858.60
1. MBE only	\$184,362.44	\$135,620.00	\$319,982.44
2. WBE only	\$118,475.39	\$67,983.39	\$186,458.78
3. Both MBE and WBE	\$5,247.54	\$10,436.56	\$15,684.10
4. Neither MBE nor WBE	\$8,165,149.34	\$6,451,583.94	\$14,616,733.28
Grand Total*	\$13,716,486.07	\$12,702,320.74	\$26,418,806.81

Spending by Certifications

Public work spending	\$5,243,251.36	\$6,036,696.85	\$11,279,948.21
WBE certified	\$15,604.60	\$17,800.00	\$33,404.60
Not certified	\$5,227,646.76	\$5,992,713.90	\$11,220,360.66
DBE certified	--	\$26,182.95	\$26,182.95
All other spending	\$8,473,234.71	\$6,665,623.89	\$15,138,858.60
MWBE certified	\$8,703.60	\$7,612.60	\$16,316.20
WBE certified	\$18,281.58	\$22,568.45	\$40,850.03
Not certified	\$8,320,956.95	\$6,575,864.65	\$14,896,821.60
MBE certified	\$125,292.58	\$59,578.19	\$184,870.77
Grand Total*	\$13,716,486.07	\$12,702,320.74	\$26,418,806.81
Public work spending	\$6,036,696.85	\$5,243,251.36	\$11,279,948.21
WBE certified	\$17,800.00	\$15,604.60	\$33,404.60
St. Joseph County	\$17,800.00	\$15,604.60	\$33,404.60
Not certified	\$5,992,713.90	\$5,227,646.76	\$11,220,360.66
Outside Region	\$2,562,035.33	\$1,887,754.87	\$4,449,790.20
St. Joseph County	\$1,466,565.19	\$3,100,215.13	\$4,566,780.32
Surrounding Counties	\$1,964,113.38	\$239,676.76	\$2,203,790.14
DBE certified	\$26,182.95	--	\$26,182.95

St. Joseph County	\$26,182.95	--	\$26,182.95
All other spending	\$6,665,623.89	\$8,473,234.71	\$15,138,858.60
MWBE certified	\$7,612.60	\$8,703.60	\$16,316.20
Outside Region	\$7,612.60	\$8,703.60	\$16,316.20
WBE certified	\$22,568.45	\$18,281.58	\$40,850.03
Outside Region	--	\$5,730.32	\$5,730.32
St. Joseph County	\$19,576.56	\$2,598.82	\$22,175.38
Surrounding Counties	\$2,991.89	\$9,952.44	\$12,944.33
Not certified	\$6,575,864.65	\$8,320,956.95	\$14,896,821.60
Outside Region	\$3,983,463.78	\$5,121,827.96	\$9,105,291.74
St. Joseph County	\$1,503,785.75	\$2,697,274.08	\$4,201,059.83
Surrounding Counties	\$1,088,615.12	\$501,854.91	\$1,590,470.03
MBE certified	\$59,578.19	\$125,292.58	\$184,870.77
Outside Region	\$29,586.19	\$27,865.52	\$57,451.71
St. Joseph County	\$29,992.00	\$97,427.06	\$127,419.06
Grand Total*	\$12,702,320.74	\$13,716,486.07	\$26,418,806.81

VENDOR SUMMARY TABLE

Vendor totals

Row Labels	2023		2024		Grand Total
	Dec		Jan		
A&Z ENGINEERING LLC	\$	21,650.38	\$	21,227.50	\$ 42,877.88
1. MBE only	\$	21,650.38	\$	21,227.50	\$ 42,877.88
Ethnic origin not identified	\$	21,650.38	\$	21,227.50	\$ 42,877.88
Not certified	\$	21,650.38	\$	21,227.50	\$ 42,877.88
ACCESS IMPRINTED SPORTSWEAR	\$	5,000.00			\$ 5,000.00
2. WBE only	\$	5,000.00			\$ 5,000.00
Ethnic origin not identified	\$	5,000.00			\$ 5,000.00
Not certified	\$	5,000.00			\$ 5,000.00
AFC INTERNATIONAL INC	\$	2,792.82			\$ 2,792.82
2. WBE only	\$	2,792.82			\$ 2,792.82
Ethnic origin not identified	\$	2,792.82			\$ 2,792.82
WBE certified	\$	2,792.82			\$ 2,792.82
Bangs, LLC	\$	4,979.00			\$ 4,979.00
2. WBE only	\$	4,979.00			\$ 4,979.00
Ethnic origin not identified	\$	4,979.00			\$ 4,979.00
Not certified	\$	4,979.00			\$ 4,979.00
BEST EQUIPMENT CO INC	\$	7,747.96	\$	10,326.05	\$ 18,074.01
2. WBE only	\$	7,747.96	\$	10,326.05	\$ 18,074.01
Ethnic origin not identified	\$	7,747.96	\$	10,326.05	\$ 18,074.01
Not certified	\$	7,747.96	\$	10,326.05	\$ 18,074.01
Brendle Group, Inc			\$	3,199.00	\$ 3,199.00
2. WBE only			\$	3,199.00	\$ 3,199.00
Ethnic origin not identified			\$	3,199.00	\$ 3,199.00
Not certified			\$	3,199.00	\$ 3,199.00
DA DODD INC	\$	2,772.00	\$	39,941.57	\$ 42,713.57
1. MBE only	\$	2,772.00	\$	39,941.57	\$ 42,713.57
Native American	\$	2,772.00	\$	39,941.57	\$ 42,713.57
Not certified	\$	2,772.00	\$	39,941.57	\$ 42,713.57
DLZ INDIANA LLC	\$	95,527.06	\$	29,992.00	\$ 125,519.06
1. MBE only	\$	95,527.06	\$	29,992.00	\$ 125,519.06
Ethnic origin not identified	\$	95,527.06	\$	29,992.00	\$ 125,519.06
MBE certified	\$	95,527.06	\$	29,992.00	\$ 125,519.06
DUDECK ROOFING & SHEET METAL INC			\$	31,400.00	\$ 31,400.00
2. WBE only			\$	31,400.00	\$ 31,400.00
Ethnic origin not identified			\$	31,400.00	\$ 31,400.00
WBE certified			\$	31,400.00	\$ 31,400.00
Fabrick Design, LLC	\$	4,184.00			\$ 4,184.00
1. MBE only	\$	4,184.00			\$ 4,184.00
Ethnic origin not identified	\$	4,184.00			\$ 4,184.00
Not certified	\$	4,184.00			\$ 4,184.00
FIGMENT GROUP INC			\$	1,925.00	\$ 1,925.00
2. WBE only			\$	1,925.00	\$ 1,925.00
Ethnic origin not identified			\$	1,925.00	\$ 1,925.00

VENDOR SUMMARY TABLE

Row Labels	2023		2024		Grand Total
	Dec		Jan		
Not certified			\$	1,925.00	\$ 1,925.00
FOX FIRE SAFETY	\$	574.99	\$	546.17	\$ 1,121.16
2. WBE only	\$	574.99	\$	546.17	\$ 1,121.16
Ethnic origin not identified	\$	574.99	\$	546.17	\$ 1,121.16
Not certified	\$	574.99	\$	546.17	\$ 1,121.16
Fox Fire Safety, Inc.			\$	1,645.05	\$ 1,645.05
2. WBE only			\$	1,645.05	\$ 1,645.05
Ethnic origin not identified			\$	1,645.05	\$ 1,645.05
Not certified			\$	1,645.05	\$ 1,645.05
Glow Pro Cleaning LLC	\$	350.00			\$ 350.00
3. Both MBE and WBE	\$	350.00			\$ 350.00
Ethnic origin not identified	\$	350.00			\$ 350.00
Not certified	\$	350.00			\$ 350.00
GRIPP INC	\$	53,413.28	\$	10,601.25	\$ 64,014.53
2. WBE only	\$	53,413.28	\$	10,601.25	\$ 64,014.53
Ethnic origin not identified	\$	53,413.28	\$	10,601.25	\$ 64,014.53
Not certified	\$	53,413.28	\$	10,601.25	\$ 64,014.53
Heartland Environmental Associates, Inc	\$	1,900.00			\$ 1,900.00
1. MBE only	\$	1,900.00			\$ 1,900.00
Ethnic origin not identified	\$	1,900.00			\$ 1,900.00
MBE certified	\$	1,900.00			\$ 1,900.00
Hire Right LLC	\$	51.52			\$ 51.52
3. Both MBE and WBE	\$	51.52			\$ 51.52
Ethnic origin not identified	\$	51.52			\$ 51.52
MBE certified	\$	51.52			\$ 51.52
IMPower Center Inc			\$	5,187.50	\$ 5,187.50
3. Both MBE and WBE			\$	5,187.50	\$ 5,187.50
Ethnic origin not identified			\$	5,187.50	\$ 5,187.50
Not certified			\$	5,187.50	\$ 5,187.50
J and G Cleaning Services	\$	800.00	\$	800.00	\$ 1,600.00
3. Both MBE and WBE	\$	800.00	\$	800.00	\$ 1,600.00
Hispanic	\$	800.00	\$	800.00	\$ 1,600.00
Not certified	\$	800.00	\$	800.00	\$ 1,600.00
J&B MEDICAL SUPPLY CO INC	\$	930.00	\$	4,313.16	\$ 5,243.16
2. WBE only	\$	930.00	\$	4,313.16	\$ 5,243.16
Ethnic origin not identified	\$	930.00	\$	4,313.16	\$ 5,243.16
Not certified	\$	930.00	\$	4,313.16	\$ 5,243.16
JACK DOHENY SUPPLIES	\$	2,982.16	\$	3,111.61	\$ 6,093.77
2. WBE only	\$	2,982.16	\$	3,111.61	\$ 6,093.77
Ethnic origin not identified	\$	2,982.16	\$	3,111.61	\$ 6,093.77
Not certified	\$	2,982.16	\$	3,111.61	\$ 6,093.77
JBL Signals and Lighting			\$	26,182.95	\$ 26,182.95
1. MBE only			\$	26,182.95	\$ 26,182.95
Black			\$	26,182.95	\$ 26,182.95
DBE certified			\$	26,182.95	\$ 26,182.95

VENDOR SUMMARY TABLE

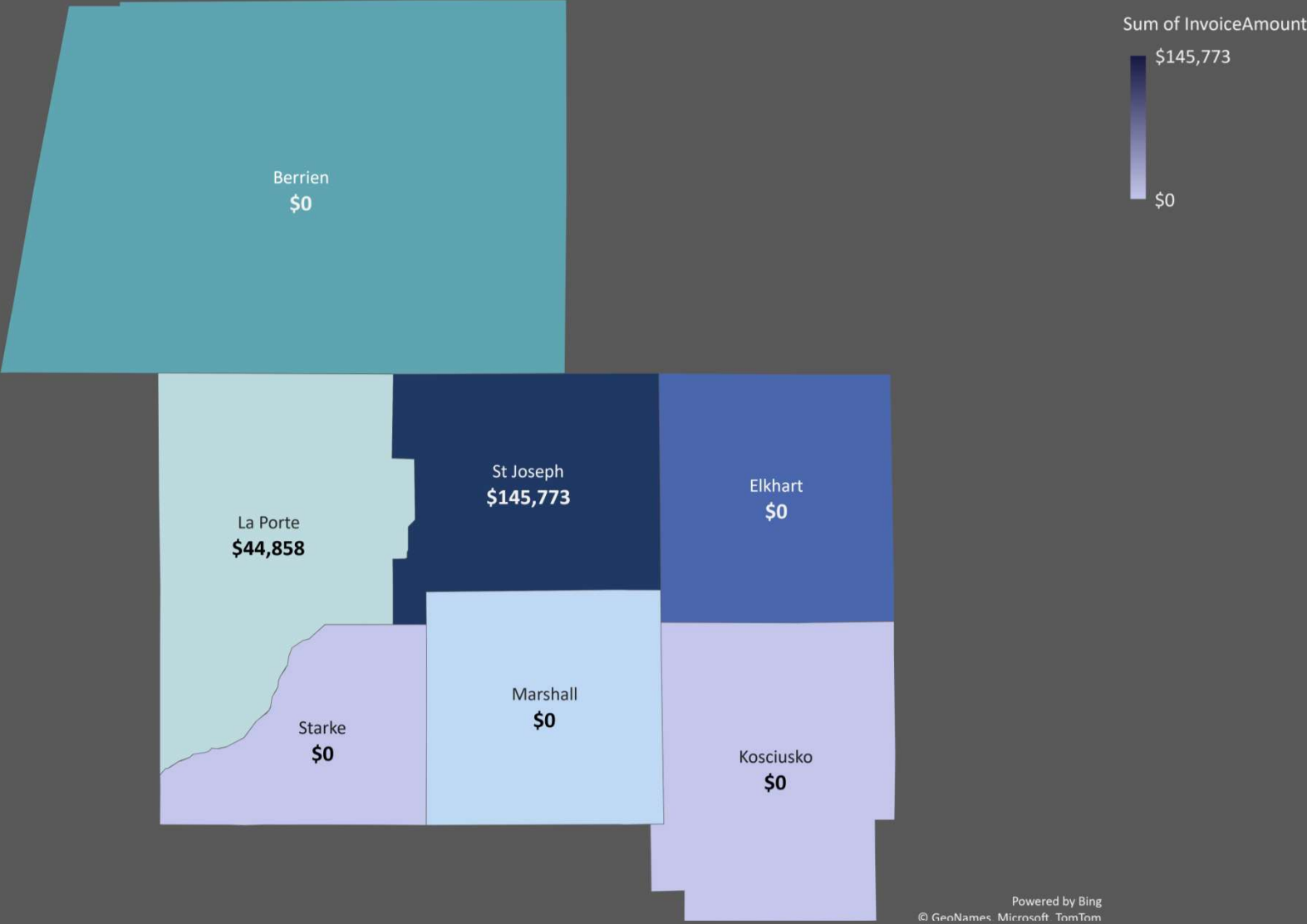
Row Labels	2023		2024		Grand Total
	Dec		Jan		
KABELIN ACE HARDWARE	\$	9,952.44	\$	2,991.89	\$ 12,944.33
2. WBE only	\$	9,952.44	\$	2,991.89	\$ 12,944.33
Ethnic origin not identified	\$	9,952.44	\$	2,991.89	\$ 12,944.33
WBE certified	\$	9,952.44	\$	2,991.89	\$ 12,944.33
KERAMIDA ENVIRONMENTAL INC	\$	2,937.50			\$ 2,937.50
2. WBE only	\$	2,937.50			\$ 2,937.50
Ethnic origin not identified	\$	2,937.50			\$ 2,937.50
WBE certified	\$	2,937.50			\$ 2,937.50
Kreative Koncepts Graphic Design	\$	250.00			\$ 250.00
2. WBE only	\$	250.00			\$ 250.00
Ethnic origin not identified	\$	250.00			\$ 250.00
Not certified	\$	250.00			\$ 250.00
MCCORMICK ENGINEERING LLC	\$	2,037.50	\$	487.50	\$ 2,525.00
2. WBE only	\$	2,037.50	\$	487.50	\$ 2,525.00
Ethnic origin not identified	\$	2,037.50	\$	487.50	\$ 2,525.00
WBE certified	\$	2,037.50	\$	487.50	\$ 2,525.00
Meticulous Design Architecture, LLC	\$	17,500.00	\$	17,500.00	\$ 35,000.00
1. MBE only	\$	17,500.00	\$	17,500.00	\$ 35,000.00
Black	\$	17,500.00	\$	17,500.00	\$ 35,000.00
MBE certified	\$	17,500.00	\$	17,500.00	\$ 35,000.00
MICHELLE ENGEL ATTORNEY AT LAW	\$	4,000.00	\$	2,000.00	\$ 6,000.00
2. WBE only	\$	4,000.00	\$	2,000.00	\$ 6,000.00
Ethnic origin not identified	\$	4,000.00	\$	2,000.00	\$ 6,000.00
Not certified	\$	4,000.00	\$	2,000.00	\$ 6,000.00
MONICA BRAZIER PHOTOGRAPHY			\$	2,000.00	\$ 2,000.00
3. Both MBE and WBE			\$	2,000.00	\$ 2,000.00
Black			\$	2,000.00	\$ 2,000.00
Not certified			\$	2,000.00	\$ 2,000.00
NUTOYS LEISURE PRODUCTS	\$	837.34			\$ 837.34
2. WBE only	\$	837.34			\$ 837.34
Ethnic origin not identified	\$	837.34			\$ 837.34
Not certified	\$	837.34			\$ 837.34
Outdoor Care and Custom Creations, LLC	\$	12,915.00	\$	13,255.24	\$ 26,170.24
1. MBE only	\$	12,915.00	\$	13,255.24	\$ 26,170.24
Black	\$	12,915.00	\$	13,255.24	\$ 26,170.24
Not certified	\$	12,915.00	\$	13,255.24	\$ 26,170.24
Parker & Son Lawncare	\$	3,600.00			\$ 3,600.00
1. MBE only	\$	3,600.00			\$ 3,600.00
Black	\$	3,600.00			\$ 3,600.00
Not certified	\$	3,600.00			\$ 3,600.00
Rhoyal Sigma Service Foundation inc.	\$	14,000.00			\$ 14,000.00
1. MBE only	\$	14,000.00			\$ 14,000.00
Black	\$	14,000.00			\$ 14,000.00
Not certified	\$	14,000.00			\$ 14,000.00
RITSCHARD BROS INC	\$	15,604.60			\$ 15,604.60

VENDOR SUMMARY TABLE


Row Labels	2023		2024		Grand Total
	Dec		Jan		
2. WBE only	\$	15,604.60			\$ 15,604.60
Ethnic origin not identified	\$	15,604.60			\$ 15,604.60
WBE certified	\$	15,604.60			\$ 15,604.60
SHREWSBERRY	\$	10,314.00	\$	12,086.19	\$ 22,400.19
1. MBE only	\$	10,314.00	\$	12,086.19	\$ 22,400.19
Black	\$	10,314.00	\$	12,086.19	\$ 22,400.19
MBE certified	\$	10,314.00	\$	12,086.19	\$ 22,400.19
Sinclair Recreation, LLC	\$	8,997.03			\$ 8,997.03
2. WBE only	\$	8,997.03			\$ 8,997.03
Ethnic origin not identified	\$	8,997.03			\$ 8,997.03
Not certified	\$	8,997.03			\$ 8,997.03
SLATILE ROOFING & SHEET METAL	\$	169,370.33	\$	26,303.10	\$ 195,673.43
2. WBE only	\$	169,370.33	\$	26,303.10	\$ 195,673.43
Ethnic origin not identified	\$	169,370.33	\$	26,303.10	\$ 195,673.43
Not certified	\$	169,370.33	\$	26,303.10	\$ 195,673.43
STANZ FOOD SERVICE INC	\$	889.77	\$	414.11	\$ 1,303.88
2. WBE only	\$	889.77	\$	414.11	\$ 1,303.88
Ethnic origin not identified	\$	889.77	\$	414.11	\$ 1,303.88
Not certified	\$	889.77	\$	414.11	\$ 1,303.88
STAR UNIFORM	\$	8,703.60	\$	7,612.60	\$ 16,316.20
2. WBE only	\$	8,703.60	\$	7,612.60	\$ 16,316.20
Ethnic origin not identified	\$	8,703.60	\$	7,612.60	\$ 16,316.20
MWBE certified	\$	8,703.60	\$	7,612.60	\$ 16,316.20
State Barricading			\$	3,110.00	\$ 3,110.00
2. WBE only			\$	3,110.00	\$ 3,110.00
Ethnic origin not identified			\$	3,110.00	\$ 3,110.00
WBE certified			\$	3,110.00	\$ 3,110.00
SWEETUMS INC	\$	3,155.00	\$	70.00	\$ 3,225.00
3. Both MBE and WBE	\$	3,155.00	\$	70.00	\$ 3,225.00
Black	\$	3,155.00	\$	70.00	\$ 3,225.00
Not certified	\$	3,155.00	\$	70.00	\$ 3,225.00
Taylored Visions & Company LLC	\$	329.70			\$ 329.70
3. Both MBE and WBE	\$	329.70			\$ 329.70
Ethnic origin not identified	\$	329.70			\$ 329.70
Not certified	\$	329.70			\$ 329.70
VISIONS GPS BRANDING LLC	\$	561.32	\$	2,379.06	\$ 2,940.38
3. Both MBE and WBE	\$	561.32	\$	2,379.06	\$ 2,940.38
Hispanic	\$	561.32	\$	2,379.06	\$ 2,940.38
WBE certified	\$	561.32	\$	2,379.06	\$ 2,940.38
WBK ENGINEERING LLC			\$	1,617.50	\$ 1,617.50
1. MBE only			\$	1,617.50	\$ 1,617.50
Native American			\$	1,617.50	\$ 1,617.50
Not certified			\$	1,617.50	\$ 1,617.50

IPC Spend Data

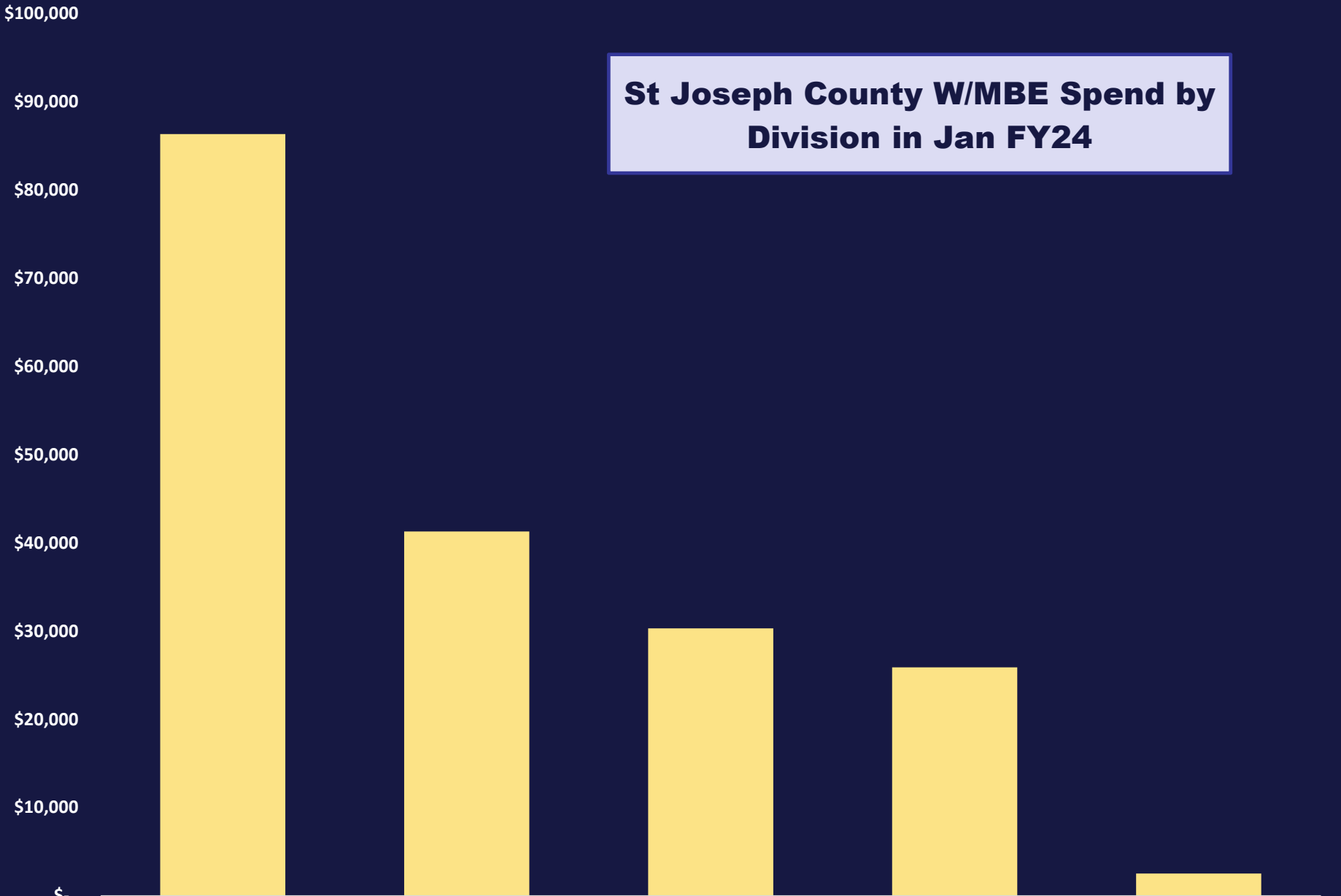
MBE & WBE Spend for Jan FY24



St Joseph County W/MBE Spend by Vendor in Jan FY24



St Joseph County W/MBE Spend by Division in Jan FY24



■ Total	\$86,375	\$41,310	\$30,329	\$25,920	\$2,523
---------	----------	----------	----------	----------	---------