

January DPW Report (January 1-31)

Inclusive Procurement Contracting Board

Department of Public Works Report

1. BPW Awarded Contracts (January 2024)

One (1) Quote Awarded, Zero (0) Projects had goals
Three (3) Bids Awarded, Three (3) Projects had goals

BPW Meeting 1/9/2024

2023 Guardrail & Handrail Installation & Replacement - Project No. 122-043R (Bid)
City of SB Wayfinding Signage Program, Phase III - Project No. 123-013 (Bid)

BPW Meeting 1/23/2024

Liberty Tower TIF Project - Parking Garage - Project No. 123-054R (Bid)
Northwest Elevated Tank Site Restoration - Project No. 122-018A (Quote)

2. Project Completion Affidavits for January 2023

Two (2) Projects Closed Out, Two (2) Projects had goals

	<u>Change in Utilization Plan?</u>	<u>Notes: Reason for change in utilization plan / if no goals why?</u>
BPW Meeting 1/9/2024 MarMain Arpatments Roof Replacement	No	MBE .6% WBE 2.1% Goals were met and exceeded
BPW Meeting 1/23/2024 Small Drainage Improvements - Beale St. & Chapin St.	No	MBE 2.3% WBE 4.7% Goals were met and exceeded

3. Total Dollars Committed by MWBE Goals

	2024	Awarded	Paid
MBE	\$	45,572.00	\$ 828.00
WBE	\$	135,395.00	\$ 26,000.00
	\$	180,967.00	\$ 26,828.00

4. Comparison of January 2024 vs January 2023

	2024 January	2023 January	2024-2023 Difference
Quantity of MBEs utilized	1	2	1.00
Quantity of WBEs utilized	1	6	5.00
Quantity of Primes utilized	1	6	5.00
MBEs Paid	\$ 827.50	\$ 8,839.94	-91%
WBEs Paid	\$ 26,828.00	\$ 331,371.82	-92%
Primes Paid	\$ (26,827.50)	\$ 127,438.50	-121%
Total Payments	\$ 828.00	\$ 467,650.26	-100%

Utilized 1 less MBE in 2024 than in 2023

Utilized 5 less WBE in 2024 than in 2023

Utilized 5 less Primes in 2024 than in 2023

MBEs were paid 91% less in 2024 than in 2023

WBEs were paid 92% less in 2024 than in 2023

Primes were paid 121% less in 2024 than in 2023

Total project spend was 37% more in 2024 than in 2023

5. Challenges (if any)

Relative Capacity of certified contractors

Establishing program to assist MWBEs meet Bonding & Insurance requirements

Progressing B-Suite

6. Projects on the Horizon

BPW Meeting 1/23/2024

2024 Water Works Utility Services Line Repair Program

2024 Sewer Insurance Lateral Repair Program

Wastewater Treatment Plant CNG Compressor Upgrade

Demolition of 1000 W. Sample St. (Former FunFX Bldg.)

Wastewater Treatment Plant Degrit Building Yard Piping Replacement

For Credit Contract Awards By Department, Type, Category, Goal Type, Vendor Type, Ethnicity & Gender

For credit primes and subcontractors on contracts awarded between 1/1/2024 and 1/31/2024

Department of Public Works Construction						
Contract Category	Goal Type	Vendor Type	Ethnicity	Gender	Award Amount	Vendor Count
Building Improvements	MBE	Subcontractor	Hispanic American	Female	\$20,000	1
Building Improvements	MBE	Subcontractor	Black American	Male	\$12,772	1
Streets and Alleys	MBE	Subcontractor	Black American	Male	\$12,800	1
			MBE Award		\$ 45,572	
Streets and Alleys	WBE	Subcontractor	Caucasian	Female	\$135,395	1
			WBE Award		\$ 135,395	
			Total MWBE Payments		\$180,967	

For Credit Contract Payments By Department, Type, Category, Goal Type, Vendor Type, Ethnicity & Gender

For credit primes and subcontractors on contracts awarded between 1/1/2024 and 1/31/2024

Department of Public Works Construction						
Contract Category	Goal Type	Vendor Type	Ethnicity	Gender	Award Amount	Vendor Count
Building Improvements	MBE	Subcontractor	Hispanic American	Female	\$828	1
			MBE Award		\$828	
Building Improvements	WBE	Subcontractor	Hispanic American	Female	\$26,000	1
			WBE Award		\$26,000	
			Total MWBE Payments		\$26,828	

Contractor Payment Summary

List of primes and subcontractors that received payment between 1/1/2024 and 1/31/2024.

Total For Credit: \$26,828

Goal Type	Payments For Credit
MBE	\$828
WBE	\$26,000

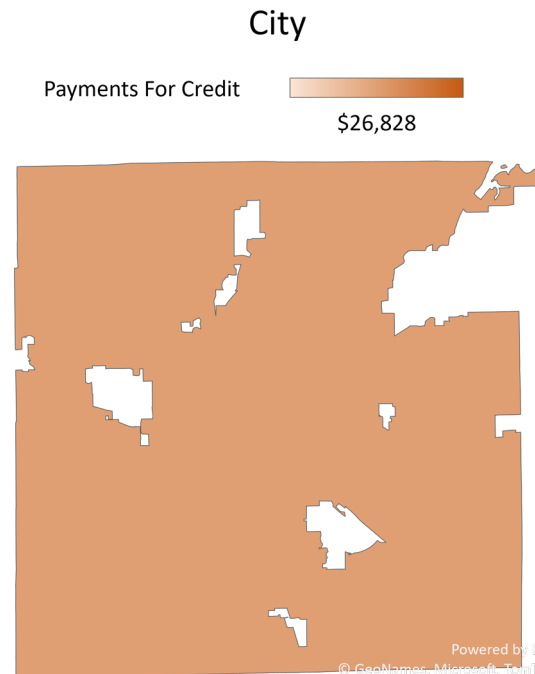
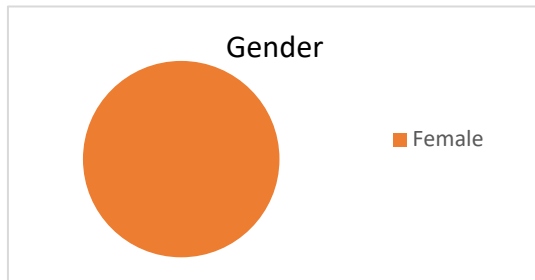
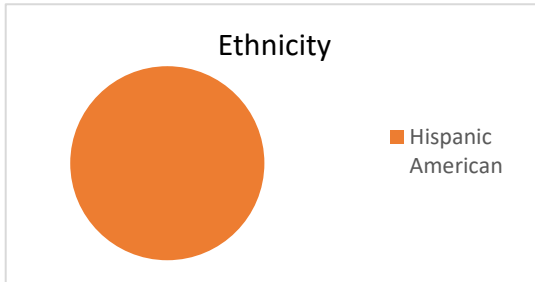
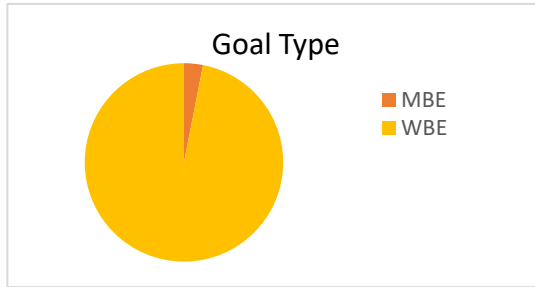
Ethnicity	Payments For Credit
Hispanic American	\$26,828

Gender	Payments For Credit
Female	\$26,828

State	Payments For Credit
IN	\$26,828

City	Payments For Credit
Indianapolis	\$26,828

Total Payments For Credit \$26,828



Comparative Contractor Payment Summary Over The Same Time Period (January)

MBE Total 2024 Payments January	\$828
MBE Total 2023 Payments January	\$8,840

2024

List of primes and subcontractors that received payment between 1/1/2024 and 1/31/2024.

Business Name	City	State	Goal Type	Ethnicity	Gender	Payments	Payments For Credit
JMH ROOFING COMPANY, INC	INDIANAPOLIS	IN	MBE	Hispanic American	Female	\$828	\$828

2024 MBE Total \$828

2023

List of primes and subcontractors that received payment between 1/1/2023 and 1/31/2023.

Business Name	City	State	Goal Type	Ethnicity	Gender	Payments	Payments For Credit
AMGI, LLC	NEW PALESTINE	IN	MBE	Black American	Male	\$8,059	\$8,059
C. LEE CONSTRUCTION SERVICES, INC.	GARY	IN	MBE	Black American	Male	\$781	\$781

2023 MBE Total \$8,840

Comparative Contractor Payment Summary Over The Same Time Period (January)

WBE Total 2024 Payments January	\$26,828
WBE Total 2023 Payments January	\$331,372

2024

List of primes and subcontractors that received payment between 1/1/2024 and 1/31/2024.

Business Name	City	State	Goal Type	Ethnicity	Gender	Payments	Payments For Credit
JMH ROOFING COMPANY, INC	INDIANAPOLIS	IN	WBE	Hispanic American	Female	\$26,828	\$26,828
						2024 WBE Total	\$26,828

2023

List of primes and subcontractors that received payment between 1/1/2023 and 1/31/2023.

Business Name	City	State	Goal Type	Ethnicity	Gender	Payments	Payments For Credit
BUC CONSTRUCTION SUPPLY, INC.	LAFAYETTE	IN	WBE	Caucasian	Female	\$21,848	\$21,848
MONTGOMERY TRUCKING INC., OF INDIANA	FORT WAYNE	IN	WBE	Caucasian	Female	\$1,235	\$1,235
SLUSSERS GREEN THUMB, INC.	LOGANSPOUT	IN	WBE	Caucasian	Female	\$261,337	\$261,337
STATE BARRICADING, INC.	SOUTH BEND	IN	WBE	Caucasian	Female	\$10,865	\$10,865
TRAFFIC CONTROL SPECIALISTS, INC	KNOX	IN	WBE	Caucasian	Female	\$33,753	\$33,753
V & R TRUCKING, INC.	SOUTH BEND	IN	WBE	Black American	Female	\$2,335	\$2,335
						2023 WBE Total	\$331,372

Comparative Contractor Payment Summary Over The Same Time Period (January)

Prime Total 2024 Payments January	(\$26,828)
Prime Total 2023 Payments January	\$127,439

2024

List of primes and subcontractors that received payment between 1/1/2023 and 12/31/2023.

Business Name	City	State	Goal Type	Ethnicity	Gender	Payments	Payments For Credit
SLATILE ROOFING AND SHEET METAL CO., INC.	SOUTH BEND	IN				(\$26,828)	\$0

2023 Prime Total (\$26,828)

2023

List of primes and subcontractors that received payment between 1/1/2022 and 12/31/2022.

Business Name	City	State	Goal Type	Ethnicity	Gender	Payments	Payments For Credit
BOWEN ENGINEERING CORP	INDIANAPOLIS	IN				(\$29,907)	\$0
GIBSON-LEWIS, LLC	MISHAWAKA	IN				\$245,740	\$0
HRP CONSTRUCTION, INC.	SOUTH BEND	IN				\$17,216	\$0
MILESTONE CONTRACTORS LP	INDIANAPOLIS	IN				(\$36,188)	\$0
MILESTONE CONTRACTORS NORTH, INC	SOUTH BEND	IN				(\$33,870)	\$0
RIETH-RILEY CONSTRUCTION CO., INC.	SOUTH BEND	IN				(\$35,553)	\$0

2023 Prime Total \$127,439