

October DPW Report (October 1-31)

Inclusive Procurement Contracting Board

Department of Public Works Report

1. BPW Awarded Contracts (October 2023)

Two (2) Quotes Awarded, Zero (0) Projects had goals

BPW Meeting 10/10/2023

Century Center Water Softener System Replacement (Quote)

BPW Meeting 10/24/2023

Olive Street West Entrance Sidewalk Replacement (Quote)

2. Project Completion Affidavits for October 2023

Five (5) Projects Closed Out, Two (2) Projects had goals

BPW Meeting 10/10/2023

CenturyCenter Parking Lot Seal and Stripe
Wastewater Treatment Plant Final Clarifiers 4 & 5,
Aerations Tanks 1-4, and Disinfection Improvements
2023 Microsurfacing
2023 Tree and Stump Removal

<u>Change in</u> <u>Utilization Plan?</u>	<u>Notes: Reason for change in utilization plan / if no goals why?</u>
No	No Goals. Project Under \$50,000
No	Good Faith Effort Waiver Granted for MBE & WBE
No	No Goals. Specialized Work.
No	No Goals. Project Under \$50,000
No	MBE 0.6% WBE 2.1% Goals were met and exceeded

BPW Meeting 10/24/2023

Nexus Center Roof Replacement

3. Total Dollars Committed by MWBE Goals

	2023	Awarded	Paid
MBE	\$	2,579,567.09	\$ 1,296,800.96
WBE	\$	1,450,424.60	\$ 1,855,894.78
	\$	<u>4,029,991.69</u>	\$ <u>3,152,695.74</u>

4. Comparison of January - October 2023 vs January - October 2022

	2023	2022	2023-2022
	January-October	January-October	Difference
Quantity of MBEs utilized	9	10	1.00
Quantity of WBEs utilized	15	14	1.00
Quantity of Primes utilized	16	15	1.00
MBEs Paid	\$ 1,296,800.96	\$ 503,778.86	257%
WBEs Paid	\$ 1,855,894.78	\$ 1,599,564.83	116%
Primes Paid	\$ 14,154,739.47	\$ 11,548,357.85	123%
Total Payments	\$ 17,307,435.21	\$ 13,651,701.54	127%

Utilized 1 less MBE in 2023 than in 2022

Utilized 1 more WBE in 2023 than in 2022

Utilized 1 more Prime in 2023 than in 2022

MBEs were paid 257% more in 2023 than in 2022

WBEs were paid 116% more in 2023 than in 2022

Primes were paid 123% more in 2023 than in 2022

Total project spend was 127% more in 2023 than in 2022

5. Challenges (if any)

Relative Capacity of certified contractors

Certified subs reporting being used by primes "just to win city"

Establishing practical changes in utilization criteria that works with the city and contractors

6. Projects on the Horizon

October (RTA)

BPW Meeting 10/10/2023

N/A

BPW Meeting 10/24/2023

2023 Residential Demolitions

For Credit Contract Awards By Department, Type, Category, Goal Type, Vendor Type, Ethnicity & Gender

For credit primes and subcontractors on contracts awarded between 1/1/2023 and 10/31/2023

Report run 11/8/2023

Department of Public Works Construction						
Contract Category	Goal Type	Vendor Type	Ethnicity	Gender	Award Amount	Vendor Count
Land Improvements	MBE	Subcontractor	Black American	Female	\$16,000	2
Major Projects	MBE	Subcontractor	Black American	Female	\$20,000	1
Building Improvements	MBE	Subcontractor	Hispanic American	Female	\$12,763	2
Major Projects	MBE	Subcontractor	Hispanic American	Female	\$42,250	1
Building Improvements	MBE	Subcontractor	Black American	Male	\$44,762	1
Land Improvements	MBE	Subcontractor	Black American	Male	\$29,126	4
Major Projects	MBE	Subcontractor	Black American	Male	\$65,950	4
Streets and Alleys	MBE	Subcontractor	Black American	Male	\$217,740	23
Major Projects	MBE	Subcontractor	Unassigned	Male	\$814,050	1
Major Projects	MBE	Subcontractor	Unassigned	Unassigned	\$503,051	1
Streets and Alleys	MBE	Subcontractor	Unassigned	Unassigned	\$813,875	1
MBE Award					\$ 2,579,567	
Streets and Alleys	WBE	Subcontractor	Black American	Female	\$3,200	1
Building Improvements	WBE	Subcontractor	Caucasian	Female	\$1,500	1
Land Improvements	WBE	Subcontractor	Caucasian	Female	\$121,655	5
Major Projects	WBE	Subcontractor	Caucasian	Female	\$387,770	11
Streets and Alleys	WBE	Subcontractor	Caucasian	Female	\$906,707	27
Building Improvements	WBE	Subcontractor	Hispanic American	Female	\$29,593	2
WBE Award					\$ 1,450,425	
Total MWBE Payments					\$4,029,992	

For Credit Contract Payments By Department, Type, Category, Goal Type, Vendor Type, Ethnicity & Gender

For credit primes and subcontractors on contracts awarded between 1/1/2023 and 10/31/2023

Report run 11/8/2023

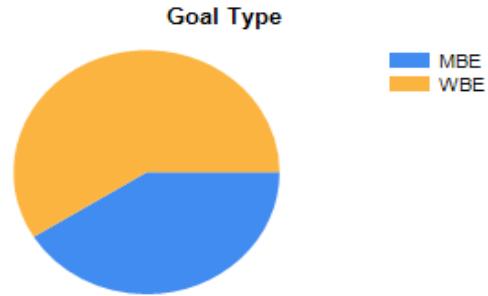
Department of Public Works Construction						
Contract Category	Goal Type	Vendor Type	Ethnicity	Gender	Award Amount	Vendor Count
Building Improvements	MBE	Subcontractor	Black American	Female	\$920	1
Land Improvements	MBE	Subcontractor	Black American	Female	\$3,534	1
Major Projects	MBE	Subcontractor	Black American	Female	\$17,784	1
Streets and Alleys	MBE	Subcontractor	Black American	Female	\$16,211	2
Building Improvements	MBE	Subcontractor	Hispanic American	Female	\$14,166	2
Major Projects	MBE	Subcontractor	Hispanic American	Female	\$28,459	1
Building Improvements	MBE	Subcontractor	Black American	Male	\$73,218	3
Land Improvements	MBE	Subcontractor	Black American	Male	\$9,151	4
Major Projects	MBE	Subcontractor	Black American	Male	\$39,913	2
Streets and Alleys	MBE	Subcontractor	Black American	Male	\$411,029	25
Building Improvements	MBE	Subcontractor	Unassigned	Male	\$165,596	1
Streets and Alleys	MBE	Subcontractor	Unassigned	Unassigned	\$466,965	1
Streets and Alleys	MBE	Prime	Unassigned	Unassigned	\$49,856	1
MBE Award					\$1,296,801	
Building Improvements	WBE	Subcontractor	Caucasian	Female	\$37,021	4
Building Improvements	WBE	Subcontractor	Hispanic American	Female	\$31,127	2
Land Improvements	WBE	Subcontractor	Black American	Female	\$4,455	1
Land Improvements	WBE	Subcontractor	Caucasian	Female	\$288,015	9
Major Projects	WBE	Subcontractor	Caucasian	Female	\$96,422	3
Streets and Alleys	WBE	Subcontractor	Black American	Female	\$4,016	1
Streets and Alleys	WBE	Subcontractor	Caucasian	Female	\$796,713	24
Building Improvements	WBE	Prime Self Performing	Caucasian	Female	\$45,825	1
Land Improvements	WBE	Prime Self Performing	Caucasian	Female	\$118,260	1
Major Projects	WBE	Prime Self Performing	Caucasian	Female	\$434,041	1
WBE Award					\$1,855,895	
Total MWBE Payments					\$3,152,696	

Contractor Payment Summary

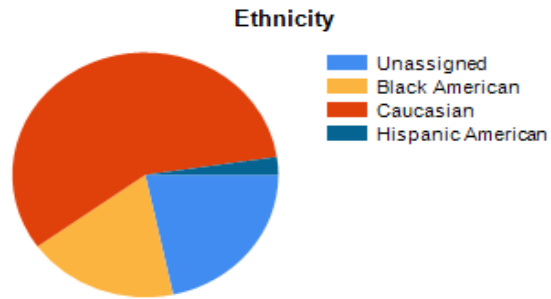
List of primes and subcontractors that received payment between 1/1/2023 and 10/31/2023.

Total For Credit: \$3,152,696

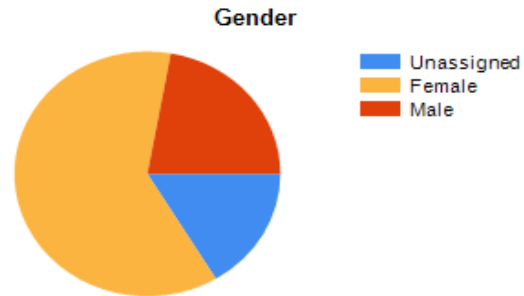
Goal Type	Payments For Credit
MBE	\$1,296,801
WBE	\$1,855,895



Ethnicity	Payments For Credit
Unassigned	\$682,416
Black American	\$580,231
Caucasian	\$1,816,297
Hispanic American	\$73,752



Gender	Payments For Credit
Unassigned	\$516,820
Female	\$1,936,969
Male	\$698,907



State	Payments For Credit
IN	\$3,152,696

City	Payments For Credit
Crown Point	\$194,356
Fishers	\$30,203
Fort Wayne	\$101,870
Gary	\$85,770
Indianapolis	\$45,293
Jeffersonville	\$391,539
Knox	\$38,704
Lafayette	\$65,242
Logansport	\$303,961
New Palestine	\$65,278
Peru	\$30,044
ROLLING PRAIRIE	\$165,596
South Bend	\$1,634,840

Total Payments For Credit \$3,152,696

Comparative Contractor Payment Summary Over The Same Time Period (January-October)

MBE Total 2023 Payments January to October	\$1,296,801
MBE Total 2022 Payments January to October	\$503,779

2023

List of primes and subcontractors that received payment between 1/1/2023 and 10/31/2023.

Business Name	City	State	Goal Type	Ethnicity	Gender	Payments	Payments For Credit
1ST CLASS LOGISTICS LLC	SOUTH BEND	IN	MBE	Black American	Male	\$370,574	\$370,574
AMGI, LLC	NEW PALESTINE	IN	MBE	Black American	Male	\$65,278	\$65,278
C. LEE CONSTRUCTION SERVICES, INC.	GARY	IN	MBE	Black American	Male	\$57,311	\$57,311
D A DODD LLC	ROLLING PRAIRIE	IN	MBE		Male	\$165,596	\$165,596
JACK GRAY TRANSPORTATION SERVICES, INC.	GARY	IN	MBE	Hispanic American	Female	\$28,459	\$28,459
JBL SIGNALS AND LIGHTING, LLC	SOUTH BEND	IN	MBE			\$516,820	\$516,820
JMH ROOFING COMPANY, INC	INDIANAPOLIS	IN	MBE	Hispanic American	Female	\$14,166	\$14,166
KENNEDY EXPRESSLINE INC	SOUTH BEND	IN	MBE	Black American	Male	\$40,148	\$40,148
V & R TRUCKING, INC.	SOUTH BEND	IN	MBE	Black American	Female	\$38,449	\$38,449

2022 MBE Total

\$1,296,801

2022

List of primes and subcontractors that received payment between 1/1/2022 and 10/31/2022.

Business Name	City	State	Goal Type	Ethnicity	Gender	Payments	Payments For Credit
1ST CLASS LOGISTICS LLC	SOUTH BEND	IN	MBE	Black American	Male	\$188,007	\$188,007
C. LEE CONSTRUCTION SERVICES, INC.	GARY	IN	MBE	Black American	Male	\$25,890	\$25,890
DLZ INDUSTRIAL, LLC	BURNS HARBOR	IN	MBE	Subcontinent Asian	Male	\$13,650	\$13,650
JBL SIGNALS AND LIGHTING, LLC	SOUTH BEND	IN	MBE			\$6,116	\$6,116
JMH ROOFING COMPANY, INC	INDIANAPOLIS	IN	MBE	Hispanic American	Female	\$13,914	\$13,914
K & S ENGINEERS, INC.	LOMBARD	IL	MBE	Asian-Pacific American	Male	\$3,622	\$3,622
KENNEDY EXPRESSLINE INC	SOUTH BEND	IN	MBE	Black American	Male	\$63,269	\$63,269
TRUCKS R US	SOUTH BEND	IN	MBE	Caucasian	Male	\$2,801	\$2,801
US HYDROVAC INC.	INDIANAPOLIS	IN	MBE	Asian-Pacific American	Male	\$3,729	\$3,729
V & R TRUCKING, INC.	SOUTH BEND	IN	MBE	Black American	Female	\$182,781	\$182,781

2022 MBE Total

\$503,779

Comparative Contractor Payment Summary Over The Same Time Period (January-October)

WBE Total 2023 Payments January to October	\$1,855,895
WBE Total 2022 Payments January to October	\$1,599,565

2023

List of primes and subcontractors that received payment between 1/1/2023 and 10/31/2023.

Business Name	City	State	Goal Type	Ethnicity	Gender	Payments	Payments For Credit
BUC CONSTRUCTION SUPPLY, INC.	LAFAYETTE	IN	WBE	Caucasian	Female	\$63,742	\$63,742
C E HUGHES MILLING, INC.	JEFFERSONVILLE	IN	WBE	Caucasian	Female	\$391,539	\$391,539
CARPET SERVICE OUTLET INC.	SOUTH BEND	IN	WBE	Caucasian	Female	\$45,825	\$45,825
HAWK ENTERPRISES, INC.	CROWN POINT	IN	WBE	Caucasian	Female	\$128,864	\$128,864
JAVELINA CONSTRUCTION, INC.	FISHERS	IN	WBE	Caucasian	Female	\$30,203	\$30,203
JMH ROOFING COMPANY, INC	INDIANAPOLIS	IN	WBE	Hispanic American	Female	\$31,127	\$31,127
MIDWEST RENTALS, INC.	LAFAYETTE	IN	WBE	Caucasian	Female	\$1,500	\$1,500
MONTGOMERY TRUCKING INC., OF INDIANA	FORT WAYNE	IN	WBE	Caucasian	Female	\$101,870	\$101,870
RITSCHARD BROS., INC.	SOUTH BEND	IN	WBE	Caucasian	Female	\$554,812	\$554,812
ROCHELLE BOWYER	PERU	IN	WBE	Caucasian	Female	\$30,044	\$30,044
SAN CORPORATION	CROWN POINT	IN	WBE	Caucasian	Female	\$65,492	\$65,492
SLUSSERS GREEN THUMB, INC.	LOGANSPOUT	IN	WBE	Caucasian	Female	\$303,961	\$303,961
STATE BARRICADING, INC.	SOUTH BEND	IN	WBE	Caucasian	Female	\$59,742	\$59,742
TRAFFIC CONTROL SPECIALISTS, INC	KNOX	IN	WBE	Caucasian	Female	\$38,704	\$38,704
V & R TRUCKING, INC.	SOUTH BEND	IN	WBE	Black American	Female	\$8,471	\$8,471

2023 WBE Total

\$1,855,895

2022

List of primes and subcontractors that received payment between 1/1/2022 and 10/31/2022.

Business Name	City	State	Goal Type	Ethnicity	Gender	Payments	Payments For Credit
BUC CONSTRUCTION SUPPLY, INC.	LAFAYETTE	IN	WBE	Caucasian	Female	\$244,315	\$244,315
C E HUGHES MILLING, INC.	JEFFERSONVILLE	IN	WBE	Caucasian	Female	\$36,134	\$36,134
CARPET SERVICE OUTLET INC.	SOUTH BEND	IN	WBE	Caucasian	Female	\$170,950	\$170,950
HAWK ENTERPRISES, INC.	CROWN POINT	IN	WBE	Caucasian	Female	\$457,230	\$457,230
JMH ROOFING COMPANY, INC	INDIANAPOLIS	IN	WBE	Hispanic American	Female	\$46,499	\$46,499
K B ENTERPRISE INC	NEW CARLISLE	IN	WBE	Caucasian	Female	\$2,488	\$2,488
MODERN EDGE LLC	VALPARAISO	IN	WBE	Caucasian	Female	\$10,131	\$10,131
MONTGOMERY TRUCKING INC., OF INDIANA	FORT WAYNE	IN	WBE	Caucasian	Female	\$113,044	\$113,044
RITSCHARD BROS., INC.	SOUTH BEND	IN	WBE	Caucasian	Female	\$166,063	\$166,063
SAN CORPORATION	CROWN POINT	IN	WBE	Caucasian	Female	\$32,069	\$32,069
SLUSSERS GREEN THUMB, INC.	LOGANSPOUT	IN	WBE	Caucasian	Female	\$135,960	\$135,960
STATE BARRICADING, INC.	SOUTH BEND	IN	WBE	Caucasian	Female	\$80,989	\$80,989
TRAFFIC CONTROL SPECIALISTS, INC	KNOX	IN	WBE	Caucasian	Female	\$95,857	\$95,857
V & R TRUCKING, INC.	SOUTH BEND	IN	WBE	Black American	Female	\$7,835	\$7,835

2022 WBE Total

\$1,599,565

Comparative Contractor Payment Summary Over The Same Time Period (January-October)

Prime Total 2023 Payments January to October	\$14,154,739
Prime Total 2022 Payments January to October	\$11,548,358

2023

List of primes and subcontractors that received payment between 1/1/2023 and 10/31/2023.

Business Name	City	State	Goal Type	Ethnicity	Gender	Payments	Payments For Credit
ACCULEVEL COMMERCIAL GROUP, INC.	ROSSVILLE	IN				(\$1,500)	\$0
ACORN LANDSCAPING, LLC	SOUTH BEND	IN				\$105,782	\$0
BOWEN ENGINEERING CORP	INDIANAPOLIS	IN				\$1,523,588	\$0
C&E EXCAVATING	ELKHART	IN				\$21,754	\$0
GIBSON-LEWIS, LLC	MISHAWAKA	IN				\$770,836	\$0
GREEN DEMOLITION CONTRACTORS INCORPORATED	MICHIGAN CITY	IN				\$1,128,943	\$0
HRP CONSTRUCTION, INC.	SOUTH BEND	IN				\$438,458	\$0
MILESTONE CONTRACTORS LP	INDIANAPOLIS	IN				\$14,174	\$0
MILESTONE CONTRACTORS NORTH, INC	SOUTH BEND	IN				\$4,928,436	\$0
PREMIUM CONCRETE SERVICES, INC	ELKHART	IN				\$508,921	\$0
RIETH-RILEY CONSTRUCTION CO., INC.	SOUTH BEND	IN				\$4,499,324	\$0
RITSCHARD BROS., INC.	SOUTH BEND	IN				(\$291,997)	\$0
SELGE CONSTRUCTION CO INC	NILES	MI				(\$281,030)	\$0
SLATILE ROOFING AND SHEET METAL CO., INC.	SOUTH BEND	IN				\$765,307	\$0
THE ROBERT HENRY CORPORATION	SOUTH BEND	IN				(\$2,511)	\$0
VIKING PAINTING, LLC	OMAHA	NE				\$26,256	\$0

2023 Prime Total

\$14,154,739

2022

List of primes and subcontractors that received payment between 1/1/2022 and 10/31/2022.

Business Name	City	State	Goal Type	Ethnicity	Gender	Payments	Payments For Credit
ACORN LANDSCAPING, LLC	SOUTH BEND	IN				(\$1,155)	\$0
ALL PURPOSE ERECTORS, INC.	LEBANON	IL				\$294,424	\$0
BOWEN ENGINEERING CORP	INDIANAPOLIS	IN				\$32,253	\$0
C&S MASONRY RESTORATION, LLC	SOUTH BEND	IN				\$190,505	\$0
G E MARSHALL INC	VALPARAISO	IN				\$97,003	\$0
GREEN DEMOLITION CONTRACTORS	MICHIGAN CITY	IN				\$320,422	\$0
HRP CONSTRUCTION, INC.	SOUTH BEND	IN				\$1,113,770	\$0
LARSON-DANIELSON CONSTRUCTION	LA PORTE	IN				\$816,281	\$0
MIDLAND ENGINEERING COMPANY, INC.	SOUTH BEND	IN				\$1,102,534	\$0
MILESTONE CONTRACTORS LP	INDIANAPOLIS	IN				\$1,640,042	\$0
RIETH-RILEY CONSTRUCTION CO., INC.	SOUTH BEND	IN				\$5,066,786	\$0
SELGE CONSTRUCTION CO INC	NILES	MI				\$280,620	\$0
SLATILE ROOFING AND SHEET METAL CO., INC.	SOUTH BEND	IN				\$31,909	\$0
THE ROBERT HENRY CORPORATION	SOUTH BEND	IN				\$508,371	\$0
TRUCKS R US	SOUTH BEND	IN				\$54,593	\$0

2022 Prime Total

\$11,548,358