

December DPW Report (December 1-31)

Inclusive Procurement Contracting Board

Department of Public Works Report

1. BPW Awarded Contracts (December 2023)

One (1) Quote Awarded, Zero (0) Projects had goals

Two (2) Bid Awarded, Two (2) Project had goals

BPW Meeting 12/12/2023

2023 Residential Demolitions - Project No. 123-068 (Bid)

BPW Meeting 12/19/2023

Bercliff Estates Sewer Separation - Project No. 122-016C (Bid)

Northwest Elevated Tank Site Restoration - Project No. 122-018A (Quote)

2. Project Completion Affidavits for December 2023

Two (2) Projects Closed Out, Two (2) Projects had goals

	<u>Change in Utilization Plan?</u>	<u>Notes: Reason for change in utilization plan / if no goals why?</u>
BPW Meeting 12/12/2023		
2022 Community Crossings Roadway Rehabilitation	No	MBE 2.9% WBE 5.4% Goals were met and exceeded
Martin Luther King Jr. Center Demolition Project	No	MBE 1.4% WBE 4.6% Goals were met and exceeded
BPW Meeting 12/19/2023		
N/A		

3. Total Dollars Committed by MWBE Goals

2023	Awarded	Paid
MBE	\$ 2,665,041.09	\$ 2,257,880.03
WBE	\$ 1,572,825.60	\$ 2,242,369.01
	<u>\$ 4,237,866.69</u>	<u>\$ 4,500,249.04</u>

4. Comparison of January - November 2023 vs January - November 2022

	2023	2022	2023-2022
	January-November	January-November	Difference
Quantity of MBEs utilized	9	11	2.00
Quantity of WBEs utilized	17	14	3.00
Quantity of Primes utilized	18	16	2.00
MBEs Paid	\$ 2,257,880.03	\$ 725,537.50	211%
WBEs Paid	\$ 2,242,369.01	\$ 2,079,963.86	8%
Primes Paid	\$ 21,568,697.02	\$ 16,151,870.98	34%
Total Payments	\$ 26,068,946.06	\$ 18,957,372.34	38%

Utilized 2 less MBE in 2023 than in 2022 **MBEs were paid 211% more in 2023 than in 2022**
 Utilized 3 more WBE in 2023 than in 2022 **WBEs were paid 8% more in 2023 than in 2022**
 Utilized 2 more Primes in 2023 than in 2022 Primes were paid 34% more in 2023 than in 2022
 Total project spend was 38% more in 2023 than in 2022

5. Challenges (if any)

- Relative Capacity of certified contractors
- Establishing program to assist MWBEs meet Bonding & Insurance requirements
- Progressing B-Suite and Street Project

6. Projects on the Horizon

- December (RTA)
 - BPW Meeting 12/12/2023**
 - N/A
 - BPW Meeting 12/19/2023**
 - N/A

For Credit Contract Awards By Department, Type, Category, Goal Type, Vendor Type, Ethnicity & Gender

For credit primes and subcontractors on contracts awarded between 1/1/2023 and 11/30/2023

Report run 12/1/2023

Department of Public Works Construction						
Contract Category	Goal Type	Vendor Type	Ethnicity	Gender	Award Amount	Vendor Count
Building Improvements	MBE	Subcontractor	Hispanic American	Female	\$12,763	2
Land Improvements	MBE	Subcontractor	Black American	Female	\$16,000	2
Major Projects	MBE	Subcontractor	Black American	Female	\$20,000	1
Major Projects	MBE	Subcontractor	Hispanic American	Female	\$42,250	1
Building Improvements	MBE	Subcontractor	Black American	Male	\$44,762	1
Land Improvements	MBE	Subcontractor	Black American	Male	\$29,126	4
Major Projects	MBE	Subcontractor	Unassigned	Male	\$814,050	1
Major Projects	MBE	Subcontractor	Black American	Male	\$65,950	4
Streets and Alleys	MBE	Subcontractor	Black American	Male	\$303,214	26
Major Projects	MBE	Subcontractor	Unassigned	Unassigned	\$503,051	1
Streets and Alleys	MBE	Subcontractor	Unassigned	Unassigned	\$813,875	1
MBE Award					\$ 2,665,041	
Building Improvements	WBE	Subcontractor	Caucasian	Female	\$1,500	1
Building Improvements	WBE	Subcontractor	Hispanic American	Female	\$29,593	2
Land Improvements	WBE	Subcontractor	Caucasian	Female	\$121,655	5
Major Projects	WBE	Subcontractor	Caucasian	Female	\$387,770	11
Streets and Alleys	WBE	Subcontractor	Black American	Female	\$3,200	1
Streets and Alleys	WBE	Subcontractor	Caucasian	Female	\$1,029,108	32
WBE Award					\$ 1,572,826	
Total MWBE Payments					\$4,237,867	

For Credit Contract Payments By Department, Type, Category, Goal Type, Vendor Type, Ethnicity & Gender

For credit primes and subcontractors on contracts awarded between 1/1/2023 and 11/30/2023

Report run 12/1/2023

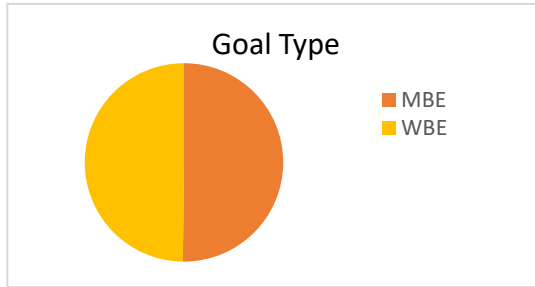
Department of Public Works Construction						
Contract Category	Goal Type	Vendor Type	Ethnicity	Gender	Award Amount	Vendor Count
Building Improvements	MBE	Subcontractor	Black American	Female	\$920	1
Building Improvements	MBE	Subcontractor	Hispanic American	Female	\$14,166	2
Land Improvements	MBE	Subcontractor	Black American	Female	\$3,534	1
Major Projects	MBE	Subcontractor	Black American	Female	\$35,567	1
Major Projects	MBE	Subcontractor	Hispanic American	Female	\$78,045	1
Streets and Alleys	MBE	Subcontractor	Black American	Female	\$60,617	3
Building Improvements	MBE	Subcontractor	Unassigned	Male	\$193,051	2
Building Improvements	MBE	Subcontractor	Black American	Male	\$73,218	3
Land Improvements	MBE	Subcontractor	Black American	Male	\$9,151	4
Major Projects	MBE	Subcontractor	Black American	Male	\$52,335	3
Streets and Alleys	MBE	Subcontractor	Black American	Male	\$726,366	28
Streets and Alleys	MBE	Prime	Unassigned	Unassigned	\$49,856	1
Streets and Alleys	MBE	Subcontractor	Unassigned	Unassigned	\$961,055	2
MBE Award					\$2,257,880	
Building Improvements	WBE	Prime Self Performing	Caucasian	Female	\$45,825	1
Building Improvements	WBE	Subcontractor	Caucasian	Female	\$42,466	5
Building Improvements	WBE	Subcontractor	Hispanic American	Female	\$35,849	3
Land Improvements	WBE	Subcontractor	Black American	Female	\$4,455	1
Land Improvements	WBE	Prime Self Performing	Caucasian	Female	\$118,260	1
Land Improvements	WBE	Subcontractor	Caucasian	Female	\$288,015	9
Major Projects	WBE	Prime Self Performing	Caucasian	Female	\$449,646	1
Major Projects	WBE	Subcontractor	Caucasian	Female	\$98,736	4
Streets and Alleys	WBE	Subcontractor	Black American	Female	\$27,779	3
Streets and Alleys	WBE	Subcontractor	Caucasian	Female	\$1,131,339	38
WBE Award					\$2,242,369	
Total MWBE Payments					\$4,500,249	

Contractor Payment Summary

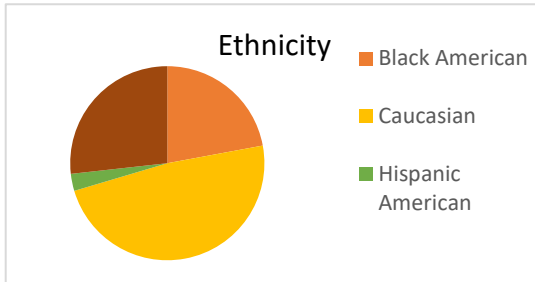
List of primes and subcontractors that received payment between 1/1/2023 and 12/31/2023.

Total For Credit: \$4,500,249

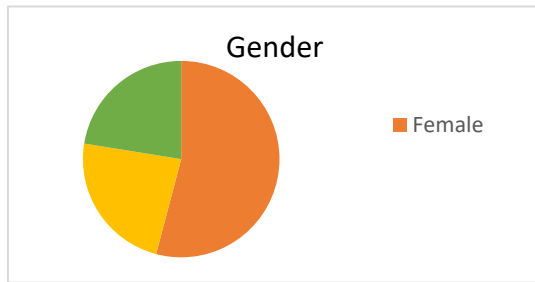
Goal Type	Payments For Credit
MBE	\$2,257,880
WBE	\$2,242,369



Ethnicity	Payments For Credit
Unassigned	\$1,203,962
Black American	\$993,941
Caucasian	\$2,174,286
Hispanic American	\$128,060

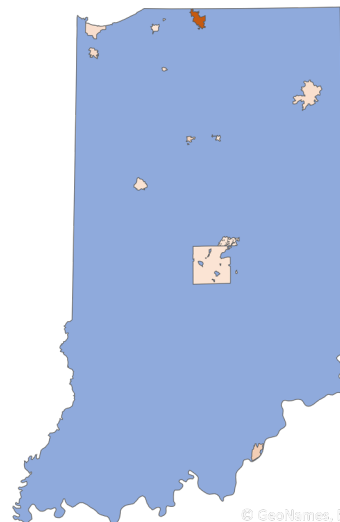
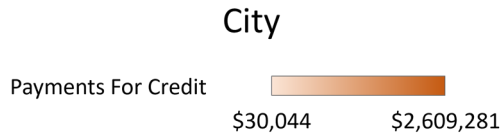


Gender	Payments For Credit
Unassigned	\$1,010,911
Female	\$2,435,218
Male	\$1,054,120



State	Payments For Credit
IN	\$4,500,249

City	Payments For Credit
Crown Point	\$210,104
Fishers	\$30,203
Fort Wayne	\$141,656
Gary	\$153,104
Indianapolis	\$50,015
Jeffersonville	\$457,184
Knox	\$118,540
Lafayette	\$65,242
LaPorte	\$32,300
Logansport	\$344,245
New Palestine	\$65,278
Peru	\$30,044
Rolling Prairie	\$193,051
South Bend	\$2,609,281



Total Payments For Credit \$4,500,249

Powered by Bing
© GeoNames, Microsoft, TomTom

Comparative Contractor Payment Summary Over The Same Time Period (January-December)

MBE Total 2023 Payments January to December	\$2,257,880
MBE Total 2022 Payments January to December	\$725,538

2023

List of primes and subcontractors that received payment between 1/1/2023 and 12/31/2023.

Business Name	City	State	Goal Type	Ethnicity	Gender	Payments	Payments For Credit
1ST CLASS LOGISTICS LLC	SOUTH BEND	IN	MBE	Black American	Male	\$625,312	\$625,312
AMGI, LLC	NEW PALESTINE	IN	MBE	Black American	Male	\$65,278	\$65,278
C. LEE CONSTRUCTION SERVICES, INC.	GARY	IN	MBE	Black American	Male	\$75,059	\$75,059
D A DODD LLC	ROLLING PRAIRIE	IN	MBE		Male	\$193,051	\$193,051
JACK GRAY TRANSPORTATION SERVICES, INC.	GARY	IN	MBE	Hispanic American	Female	\$78,045	\$78,045
JBL SIGNALS AND LIGHTING, LLC	SOUTH BEND	IN	MBE			\$1,010,911	\$1,010,911
JMH ROOFING COMPANY, INC	INDIANAPOLIS	IN	MBE	Hispanic American	Female	\$14,166	\$14,166
KENNEDY EXPRESSLINE INC	SOUTH BEND	IN	MBE	Black American	Male	\$95,420	\$95,420
V & R TRUCKING, INC.	SOUTH BEND	IN	MBE	Black American	Female	\$100,638	\$100,638
2023 MBE Total						\$2,257,880	

2022

List of primes and subcontractors that received payment between 1/1/2022 and 12/31/2022.

Business Name	City	State	Goal Type	Ethnicity	Gender	Payments	Payments For Credit
1ST CLASS LOGISTICS LLC	SOUTH BEND	IN	MBE	Black American	Male	\$210,018	\$210,018
C. LEE CONSTRUCTION SERVICES, INC.	GARY	IN	MBE	Black American	Male	\$41,337	\$41,337
DLZ INDUSTRIAL, LLC	BURNS HARBOR	IN	MBE	Subcontinent Asian American	Male	\$13,650	\$13,650
JBL SIGNALS AND LIGHTING, LLC	SOUTH BEND	IN	MBE			\$6,116	\$6,116
JBL SIGNALS AND LIGHTING, LLC	SOUTH BEND	IN	MBE			\$54,709	\$0
JMH ROOFING COMPANY, INC	INDIANAPOLIS	IN	MBE	Hispanic American	Female	\$50,139	\$50,139
K & S ENGINEERS, INC.	LOMBARD	IL	MBE	Asian-Pacific American	Male	\$3,622	\$3,622
KENNEDY EXPRESSLINE INC	SOUTH BEND	IN	MBE	Black American	Male	\$147,884	\$147,884
N. I. SPANOS PAINTING, INC.	CROWN POINT	IN	MBE	Hispanic American	Female	\$30,400	\$30,400
S & J CAULKING LLC	INDIANAPOLIS	IN	MBE		Female	\$27,376	\$27,376
TRUCKS R US	SOUTH BEND	IN	MBE	Caucasian	Male	\$2,801	\$2,801
US HYDROVAC INC.	INDIANAPOLIS	IN	MBE	Asian-Pacific American	Male	\$3,729	\$3,729
V & R TRUCKING, INC.	SOUTH BEND	IN	MBE	Black American	Female	\$188,466	\$188,466
2022 MBE Total						\$725,538	

Comparative Contractor Payment Summary Over The Same Time Period (January-December)

WBE Total 2023 Payments January to December	\$2,242,369
WBE Total 2022 Payments January to December	\$2,079,964

2023

List of primes and subcontractors that received payment between 1/1/2023 and 12/31/2023.

Business Name	City	State	Goal Type	Ethnicity	Gender	Payments	Payments For Credit
BUC CONSTRUCTION SUPPLY, INC.	LAFAYETTE	IN	WBE	Caucasian	Female	\$63,742	\$63,742
C E HUGHES MILLING, INC.	JEFFERSONVILLE	IN	WBE	Caucasian	Female	\$457,184	\$457,184
CARPET SERVICE OUTLET INC.	SOUTH BEND	IN	WBE	Caucasian	Female	\$45,825	\$45,825
DUDECK ROOFING & SHEET METAL, INC.	SOUTH BEND	IN	WBE	Caucasian	Female	\$5,445	\$5,445
HAWK ENTERPRISES, INC.	CROWN POINT	IN	WBE	Caucasian	Female	\$144,613	\$144,613
JAVELINA CONSTRUCTION, INC.	FISHERS	IN	WBE	Caucasian	Female	\$30,203	\$30,203
JMH ROOFING COMPANY, INC	INDIANAPOLIS	IN	WBE	Hispanic American	Female	\$35,849	\$35,849
LAPORTE CONSTRUCTION COMPANY, INC.	LAPORTE	IN	WBE	Caucasian	Female	\$32,300	\$32,300
MIDWEST RENTALS, INC.	LAFAYETTE	IN	WBE	Caucasian	Female	\$1,500	\$1,500
MONTGOMERY TRUCKING INC., OF INDIANA	FORT WAYNE	IN	WBE	Caucasian	Female	\$141,656	\$141,656
RITSCHARD BROS., INC.	SOUTH BEND	IN	WBE	Caucasian	Female	\$570,417	\$570,417
ROCHELLE BOWYER	PERU	IN	WBE	Caucasian	Female	\$30,044	\$30,044
SAN CORPORATION	CROWN POINT	IN	WBE	Caucasian	Female	\$65,492	\$65,492
SLUSSERS GREEN THUMB, INC.	LOGANSPOUT	IN	WBE	Caucasian	Female	\$344,245	\$344,245
STATE BARRICADING, INC.	SOUTH BEND	IN	WBE	Caucasian	Female	\$123,081	\$123,081
TRAFFIC CONTROL SPECIALISTS, INC	KNOX	IN	WBE	Caucasian	Female	\$118,540	\$118,540
V & R TRUCKING, INC.	SOUTH BEND	IN	WBE	Black American	Female	\$32,234	\$32,234

2023 WBE Total

\$2,242,369

2022

List of primes and subcontractors that received payment between 1/1/2022 and 12/31/2022.

Business Name	City	State	Goal Type	Ethnicity	Gender	Payments	Payments For Credit
BUC CONSTRUCTION SUPPLY, INC.	LAFAYETTE	IN	WBE	Caucasian	Female	\$249,322	\$249,322
C E HUGHES MILLING, INC.	JEFFERSONVILLE	IN	WBE	Caucasian	Female	\$95,222	\$95,222
CARPET SERVICE OUTLET INC.	SOUTH BEND	IN	WBE	Caucasian	Female	\$170,950	\$170,950
HAWK ENTERPRISES, INC.	CROWN POINT	IN	WBE	Caucasian	Female	\$595,730	\$595,730
JMH ROOFING COMPANY, INC	INDIANAPOLIS	IN	WBE	Hispanic American	Female	\$60,022	\$60,022
K B ENTERPRISE INC	NEW CARLISLE	IN	WBE	Caucasian	Female	\$2,488	\$2,488
MODERN EDGE LLC	VALPARAISO	IN	WBE	Caucasian	Female	\$10,131	\$10,131
MONTGOMERY TRUCKING INC., OF INDIANA	FORT WAYNE	IN	WBE	Caucasian	Female	\$113,044	\$113,044
RITSCHARD BROS., INC.	SOUTH BEND	IN	WBE	Caucasian	Female	\$338,167	\$338,167
SAN CORPORATION	CROWN POINT	IN	WBE	Caucasian	Female	\$32,069	\$32,069
SINCLAIR RECREATION, LLC	HOLLAND	MI	WBE	Caucasian	Female	\$23,000	\$23,000
SLUSSERS GREEN THUMB, INC.	LOGANSPOUT	IN	WBE	Caucasian	Female	\$144,057	\$144,057
STATE BARRICADING, INC.	SOUTH BEND	IN	WBE	Caucasian	Female	\$139,372	\$139,372
TRAFFIC CONTROL SPECIALISTS, INC	KNOX	IN	WBE	Caucasian	Female	\$106,389	\$106,389
V & R TRUCKING, INC.	SOUTH BEND	IN	WBE	Black American	Female	\$24,837	\$24,837

2022 WBE Total

\$2,079,964

Comparative Contractor Payment Summary Over The Same Time Period (January-December)

Prime Total 2023 Payments January to December	\$21,568,697
Prime Total 2022 Payments January to December	\$16,151,871

2023

List of primes and subcontractors that received payment between 1/1/2023 and 12/31/2023.

Business Name	City	State	Goal Type	Ethnicity	Gender	Payments	Payments For Credit
ACCULEVEL COMMERCIAL GROUP, INC.	ROSSVILLE	IN				(\$1,500)	\$0
ACORN LANDSCAPING, LLC	SOUTH BEND	IN				\$105,782	\$0
BOWEN ENGINEERING CORP	INDIANAPOLIS	IN				\$1,907,848	\$0
C&E EXCAVATING	ELKHART	IN				\$85,209	\$0
GIBSON-LEWIS, LLC	MISHAWAKA	IN				\$1,016,576	\$0
GREEN DEMOLITION CONTRACTORS INCORPORATED	MICHIGAN CITY	IN				\$1,334,808	\$0
HRP CONSTRUCTION, INC.	SOUTH BEND	IN				\$1,598,256	\$0
J.W. WERNITZ & SON, INC.	SOUTH BEND	IN				(\$5,445)	\$0
MILESTONE CONTRACTORS LP	INDIANAPOLIS	IN				\$14,174	\$0
MILESTONE CONTRACTORS NORTH, INC	SOUTH BEND	IN				\$6,190,561	\$0
PREMIUM CONCRETE SERVICES, INC	ELKHART	IN				\$482,743	\$0
R. YODER CONSTRUCTION	NAPPANEE	IN				\$63,250	\$0
RIETH-RILEY CONSTRUCTION CO., INC.	SOUTH BEND	IN				\$8,375,990	\$0
RITSCHARD BROS., INC.	SOUTH BEND	IN				(\$290,686)	\$0
SELGE CONSTRUCTION CO INC	NILES	MI				(\$347,677)	\$0
SLATILE ROOFING AND SHEET METAL CO., INC.	SOUTH BEND	IN				\$910,899	\$0
THE ROBERT HENRY CORPORATION	SOUTH BEND	IN				\$101,653	\$0
VIKING PAINTING, LLC	OMAHA	NE				\$26,256	\$0

2023 Prime Total

\$21,568,697

2022

List of primes and subcontractors that received payment between 1/1/2022 and 12/31/2022.

Business Name	City	State	Goal Type	Ethnicity	Gender	Payments	Payments For Credit
ACORN LANDSCAPING, LLC	SOUTH BEND	IN				\$14,035	\$0
ALL PURPOSE ERECTORS, INC.	LEBANON	IL				\$294,424	\$0
BOWEN ENGINEERING CORP	INDIANAPOLIS	IN				\$331,198	\$0
C&S MASONRY RESTORATION, LLC	SOUTH BEND	IN				\$190,505	\$0
G E MARSHALL INC	VALPARAISO	IN				\$97,003	\$0
GIBSON-LEWIS, LLC	MISHAWAKA	IN				\$229,696	\$0
GREEN DEMOLITION CONTRACTORS INCORPORATED	MICHIGAN CITY	IN				\$289,991	\$0
HRP CONSTRUCTION, INC.	SOUTH BEND	IN				\$2,241,534	\$0
LARSON-DANIELSON CONSTRUCTION	LA PORTE	IN				\$788,905	\$0
MIDLAND ENGINEERING COMPANY, INC.	SOUTH BEND	IN				\$1,066,309	\$0
MILESTONE CONTRACTORS LP	INDIANAPOLIS	IN				\$1,760,426	\$0
MILESTONE CONTRACTORS NORTH, INC	SOUTH BEND	IN				\$645,934	\$0
PREMIUM CONCRETE SERVICES, INC	ELKHART	IN				(\$23,244)	\$0
RIETH-RILEY CONSTRUCTION CO., INC.	SOUTH BEND	IN				\$7,014,242	\$0
SELGE CONSTRUCTION CO INC	NILES	MI				\$280,620	\$0
SLATILE ROOFING AND SHEET METAL CO., INC.	SOUTH BEND	IN				\$356,645	\$0
THE ROBERT HENRY CORPORATION	SOUTH BEND	IN				\$441,522	\$0
TRUCKS R US	SOUTH BEND	IN				\$138,020	\$0
VIKING PAINTING, LLC	OMAHA	NE				(\$5,893)	\$0

2023 Prime Total

\$16,151,871