

June 6th, 2023

Inclusive Procurement & Contracting Board (Agenda Items IV – VI)

Agenda

- IV. Update from ODI
- V. Update from Kara Boyles: Public Works Spending
- VI. Update from Mickey Lovy: Procurement

Updates & Summaries: Public Works Spending

June Report (May 1-26)
Inclusive Procurement Contracting Board
Department of Public Works Report

1. BPW Awarded Contracts (May 2023)

Six (6) Projects Awarded, Five (5) Projects had goals
Four (4) Projects met Calculated goals in submitted Utilization
Plan
One (1) Project met goals through GFE

BPW Meeting 5/09/2023

One (1) Projects Awarded, One (1) Projects had goals
LaSalle Avenue Streetscape for \$5,655,360.32
Calculated Goals were met in Utilization Plan MBE 2.89% and WBE
5.2%

BPW Meeting 5/23/2023

Five (5) Projects Awarded, Four (4) Projects had goals
LaSalle Park Improvements for \$2,104,084.40
Calculated Goals were met with MBE 3.0% and WBE
GFE
Johnson & Fellows Intersection Drainage Improvements for \$242,458.00
Calculated Goals were met in Utilization Plan MBE 1.2% and WBE
4.0%
Small Drainage Improvements-Beale Street & Chapin Street Division 1 for
\$171,378.50
Calculated Goals were met in Utilization Plan MBE 2.3% and WBE 4.7%
Century Center Parking Lot Seal and Stripe for
\$49,123.50
No goals project <\$50,000
South Bend Fire Department Parking Lot Rehab for \$96,821.00
Calculated Goals were met in Utilization Plan MBE 4.3% and WBE
6.1%

2. Project Completion Affidavits for May 2023

Two (2) Projects closed out, Two (2) Project had goals

Two (2) Projects had change in Utilization Plan

	<u>Change in Utilization Plan?</u>	<u>Notes: Reason for change in utilization plan / If no goals why?</u>
BPW Meeting 5/09/2023		
Prairie Ave. Water Main Loop	Yes	Inability of trucking to perform the work due to scheduling conflict. Change in scope of project decreasing the amount of work needed.
BPW Meeting 5/23/2023		
2022 Contractor Paving, Round 1	Yes	Due to change in scope of work Utilization plan change was necessary.

3. Total Dollars Committed by MWBE Goals

	<u>2023</u>	<u>Awarded</u>	<u>Paid</u>
MBE	\$895,491.84	\$	328,431.98
WBE	\$696,744.63	\$	907,816.22
	<u>\$ 1,592,236.47</u>		<u>1,236,248.20</u>

4. Challenges (if any)

N/A

5. Projects on the Horizon

May (RTA)

BPW Meeting 5/09/2023

Angela Blvd. Roadway Improvements

Southeast Park Playground

Resurfacing

BPW Meeting 5/23/2023

No Projects RTA

For Credit Contract Awards By Department, Type, Category,

Data is provided in raw format for further manipulation external to the system.

For credit primes and subcontractors on contracts awarded between

Report run 5/26/2023

*Award Amount represents amount retained by
prime/subcontractor after subtraction of
lower tier subcontractor awards*

Department	Contract Type	Contract Category	Goal Type	Vendor Type	Ethnicity	Gender	Award Amount	Vendor Count
Public Works	Construction	Building Improvements	MBE	Subcontractor	Hispanic American	Female	\$12,763	2
Public Works	Construction	Streets and Alleys	MBE	Subcontractor	Unassigned	Unassigned	\$813,875	1
Public Works	Construction	Streets and Alleys	MBE	Subcontractor	Black American	Male	\$68,854	10
							\$895,492	
Public Works	Construction	Streets and Alleys	WBE	Subcontractor	Black American	Female	\$3,200	1
Public Works	Construction	Streets and Alleys	WBE	Subcontractor	Caucasian	Female	\$662,452	16
Public Works	Construction	Building Improvements	WBE	Subcontractor	Caucasian	Female	\$1,500	1
Public Works	Construction	Building Improvements	WBE	Subcontractor	Hispanic American	Female	\$29,593	2
							\$696,745	
Total MWBE Award							\$1,592,236	

For Credit Contract Payments By Department, Type, Category, Goal Type, Vendor Type, Ethnicity & Gender

For credit and paid primes and subcontractors between 1/1/2023 and
5/26/2023

Report run 5/26/2023

Payment Amount represents amount retained by prime/subcontractor
after subtraction of lower tier subcontractor payments.

Data is provided in raw format for further manipulation
external to the system.

Department	Contract Type	Contract Category	Goal Type	Vendor Type	Ethnicity	Gender	Payment Amount	Vendor Count
Public Works	Construction	Streets and Alleys	MBE	Prime	Unassigned	Unassigned	\$26,937	1
Public Works	Construction	Building Improvements	MBE	Subcontractor	Unassigned	Male	\$152,107	1
Public Works	Construction	Building Improvements	MBE	Subcontractor	Black American	Female	\$66,198	2
Public Works	Construction	Building Improvements	MBE	Subcontractor	Black American	Male	\$4,565	2
Public Works	Construction	Building Improvements	MBE	Subcontractor	Hispanic American	Female	\$14,166	2
Public Works	Construction	Land Improvements	MBE	Subcontractor	Black American	Male	\$6,871	2
Public Works	Construction	Major Projects	MBE	Subcontractor	Black American	Male	\$25,283	1
Public Works	Construction	Streets and Alleys	MBE	Subcontractor	Black American	Male	\$32,305	1
MBE Payments							\$328,432	

For credit and paid primes and subcontractors between 1/1/2023 and
5/26/2023
Report run 5/26/2023
**For Credit Contract Payments By Department, Type, Category,
Goal Type, Vendor Type, Ethnicity & Gender**
Payment Amount represents amount retained by prime/subcontractor
after subtraction of lower tier subcontractor payments.

Data is provided in raw format for further manipulation external to the system.

**For Credit Contract Payments By
Department, Type, Category,**

Data is provided in raw format for further manipulation external to the system.

For credit and paid primes and subcontractors between 1/1/2023 and
Report run 5/26/2023

Payment Amount represents amount retained by prime/subcontractor
after subtraction of lower tier subcontractor payments.

Department	Contract Type	Contract Category	Goal Type	Vendor Type	Ethnicity	Gender	Payment Amount	Vendor Count
Public Works	Construction	Building Improvements	WBE	Prime Self Performing	Caucasian	Female	\$15,000	1
Public Works	Construction	Building Improvements	WBE	Subcontractor	Caucasian	Female	\$34,028	4
Public Works	Construction	Building Improvements	WBE	Subcontractor	Hispanic American	Female	\$31,127	2
Public Works	Construction	Land Improvements	WBE	Subcontractor	Black American	Female	\$2,335	1
Public Works	Construction	Land Improvements	WBE	Prime Self Performing	Caucasian	Female	\$118,260	1
Public Works	Construction	Land Improvements	WBE	Subcontractor	Caucasian	Female	\$260,894	7
Public Works	Construction	Major Projects	WBE	Prime Self Performing	Caucasian	Female	\$263,652	1
Public Works	Construction	Streets and Alleys	WBE	Subcontractor	Caucasian	Female	\$907,816	9
Total MWBE Payments							\$1,236,248	
WBE Payments							\$907,816	

Contractor Payment Summary

List of primes and subcontractors that received payment between 1/1/2023 and 5/26/2023.

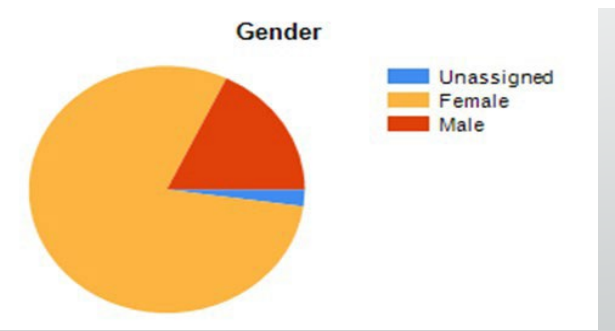
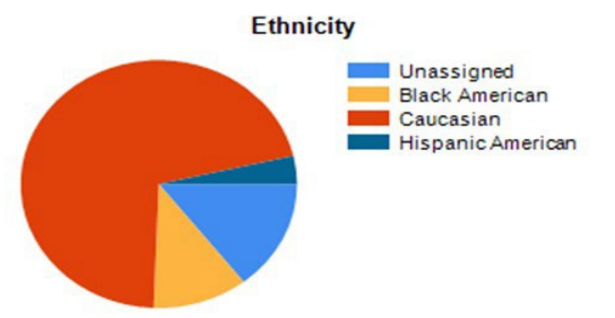
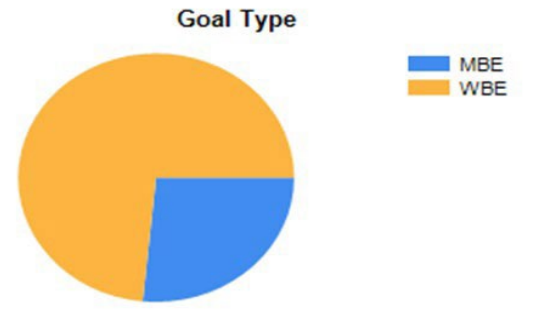
Total For Credit: \$1,236,248

Goal Type	Payments For Credit
MBE	\$328,432
WBE	\$907,816

Ethnicity	Payments For Credit
Unassigned	\$179,044
Black American	\$137,557
Caucasian	\$874,354
Hispanic American	\$45,293

Gender	Payments For Credit
Unassigned	\$26,937
Male	\$221,130
Female	\$988,181

State	Payments For Credit
IN	\$1,236,248



Contractor Payment Summary

List of primes and subcontractors that received payment between 1/1/2023 and 5/26/2023.

City	Payments For Credit
Crown Point	\$3,300
Fort Wayne	\$47,065
Gary	\$781
Indianapolis	\$45,293
Jeffersonville	\$39,105
Knox	\$33,753
Lafayette	\$34,183
Logansport	\$301,671
New Palestine	\$65,278
ROLLING PRAIRIE	\$152,107
South Bend	\$513,714
Total Payments	\$1,236,248

Contractor Payment Summary

List of primes and subcontractors that received payment between 1/1/2023 and 5/26/2023.

Business Name	City	State	Goal Type	Ethnicity	Gender	Payments	Payments For Credit
1ST CLASS LOGISTICS LLC	SOUTH BEND	IN	MBE	Black American	Male	\$68,243	\$68,243
1ST CLASS LOGISTICS LLC	SOUTH BEND	IN	MBE			\$468	\$0
AMGI, LLC	NEW PALESTINE	IN	MBE	Black American	Female	\$65,278	\$65,278
BUC CONSTRUCTION SUPPLY, INC.	LAFAYETTE	IN	WBE	Caucasian	Female	\$32,683	\$32,683
C E HUGHES MILLING, INC.	JEFFERSONVILLE	IN	WBE	Caucasian	Female	\$39,105	\$39,105
C. LEE CONSTRUCTION SERVICES, INC.	GARY	IN	MBE	Black American	Male	\$781	\$781
CARPET SERVICE OUTLET INC.	SOUTH BEND	IN	WBE	Caucasian	Female	\$15,000	\$15,000
D A DODD LLC	ROLLING PRAIRIE	IN	MBE		Male	\$152,107	\$152,107
HAWK ENTERPRISES, INC.	CROWN POINT	IN	WBE	Caucasian	Female	\$3,300	\$3,300
JBL SIGNALS AND LIGHTING, LLC	SOUTH BEND	IN	MBE			\$26,937	\$26,937
JMH ROOFING COMPANY, INC	INDIANAPOLIS	IN	MBE	Hispanic American	Female	\$14,166	\$14,166
JMH ROOFING COMPANY, INC	INDIANAPOLIS	IN	WBE	Hispanic American	Female	\$31,127	\$31,127
MIDWEST RENTALS, INC.	LAFAYETTE	IN	WBE	Caucasian	Female	\$1,500	\$1,500
MONTGOMERY TRUCKING INC., OF INDIANA	FORT WAYNE	IN	WBE	Caucasian	Female	\$47,065	\$47,065
RITSCHARD BROS., INC.	SOUTH BEND	IN	WBE	Caucasian	Female	\$381,912	\$381,912
SLUSSERS GREEN THUMB, INC.	LOGANSPOUT	IN	WBE	Caucasian	Female	\$301,671	\$301,671
STATE BARRICADING, INC.	SOUTH BEND	IN	WBE	Caucasian	Female	\$18,366	\$18,366
TRAFFIC CONTROL SPECIALISTS, INC	KNOX	IN	WBE	Caucasian	Female	\$33,753	\$33,753
V & R TRUCKING, INC.	SOUTH BEND	IN	MBE	Black American	Female	\$920	\$920
V & R TRUCKING, INC.	SOUTH BEND	IN	WBE	Black American	Female	\$2,335	\$2,335

\$1,236,248

Procurement Update

QUESTIONS?