



DEPARTMENT OF ADMINISTRATION & FINANCE

PURCHASING DIVISION REPORT TO INCLUSIVE PROCUREMENT AND CONTRACTING BOARD

JANUARY - MARCH 2023

Submitted by Mickey Lovy, Director of Purchasing

Note: This report contains information from the City's financial system responsible for paying the City's direct vendors. Therefore, it does not contain information regarding payments made by the City's prime contractors to the prime contractors subcontractors. The information presented in this report is preliminary and unaudited, so it remains subject to change. Data does not include payments to subcontractors; such data will be provided in a separate Public Works report.

Spending by Demographics

	January 2023	February 2023	March 2023	Q1 2023 Total
Public work spending	\$4,030,490.44	\$1,765,356.81	\$555,300.82	\$6,351,148.07
1. MBE only	--	--	--	--
2. WBE only	--	\$118,260.00	\$173,247.22	\$291,507.22
3. Both MBE and WBE	--	\$15,000.00	--	\$15,000.00
4. Neither MBE nor WBE	\$4,030,490.44	\$1,632,096.81	\$382,053.60	\$6,044,640.85
All other spending	\$12,908,731.09	\$7,136,413.53	\$9,550,263.93	\$29,595,408.55
1. MBE only	\$189,943.03	\$186,454.48	\$313,191.32	\$689,588.83
2. WBE only	\$397,934.44	\$140,385.06	\$108,920.22	\$647,239.72
3. Both MBE and WBE	\$5,126.00	\$9,672.20	\$5,583.63	\$20,381.83
4. Neither MBE nor WBE	\$12,315,727.62	\$6,799,901.79	\$9,122,568.76	\$28,238,198.17
Grand Total*	\$16,939,221.53	\$8,901,770.34	\$10,105,564.75	\$35,946,556.62

Spending by Certifications

	January 2023	February 2023	March 2023	Q1 2023 Total
Public work spending	\$4,030,490.44	\$1,765,356.81	\$555,300.82	\$6,351,148.07
Not certified	\$4,030,490.44	\$1,765,356.81	\$555,300.82	\$6,351,148.07
All other spending	\$12,908,731.09	\$7,136,413.53	\$9,550,263.93	\$29,595,408.55
MWBE certified	\$10,882.90	\$18,112.70	\$15,318.01	\$44,313.61
WBE certified	\$251.00	\$2,772.20	\$1,750.47	\$4,773.67
Not certified	\$12,897,597.19	\$7,115,528.63	\$9,533,195.45	\$29,546,321.27
Grand Total*	\$16,939,221.53	\$8,901,770.34	\$10,105,564.75	\$35,946,556.62

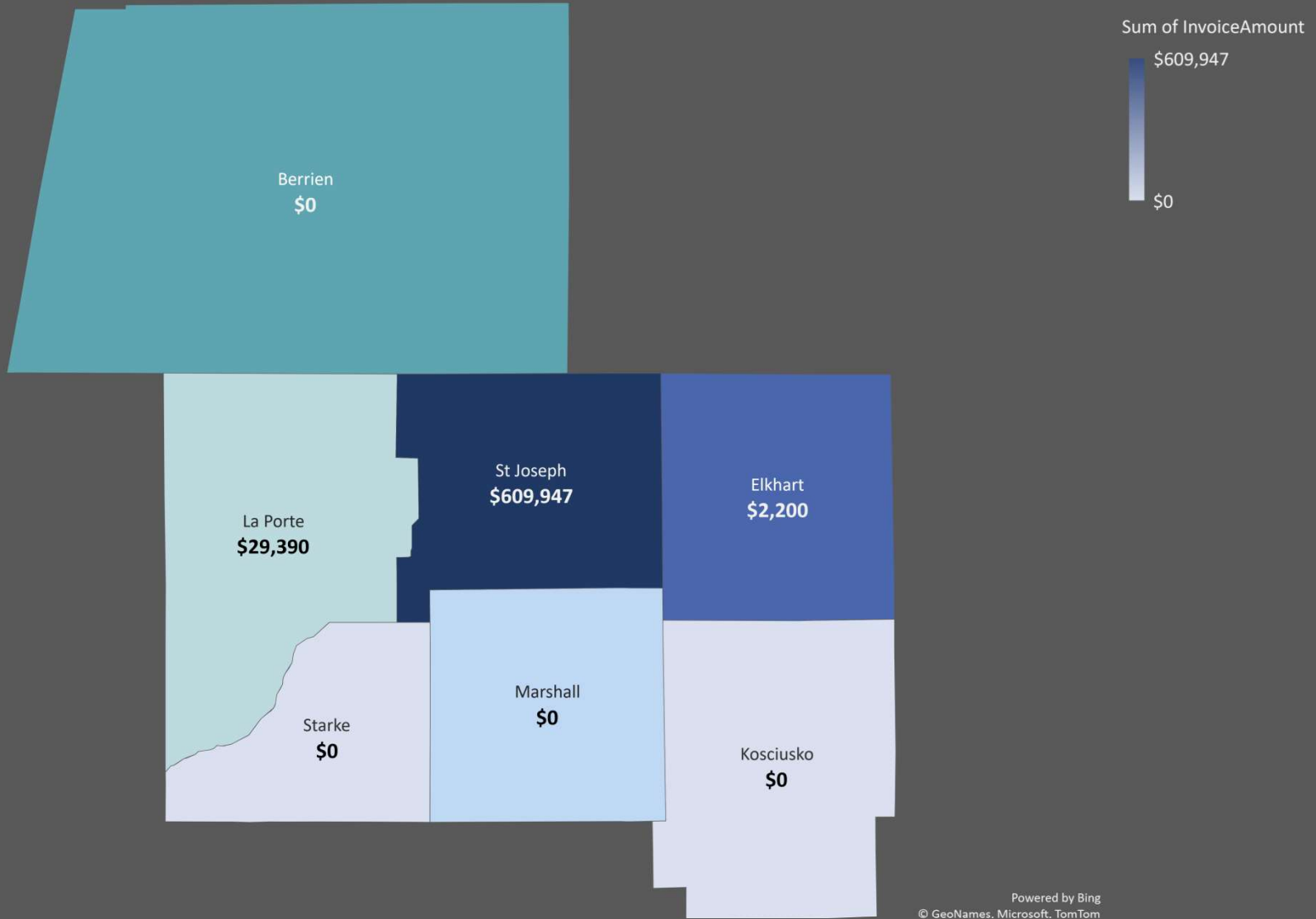
Spending by Location

	January 2023	February 2023	March 2023	Q1 2023 Total
Public work spending	\$4,030,490.44	\$1,765,356.81	\$555,300.82	\$6,351,148.07
Not certified	\$4,030,490.44	\$1,765,356.81	\$555,300.82	\$6,351,148.07
Outside Region	\$2,194,695.98	\$636,414.50	--	\$2,831,110.48
St. Joseph County	\$1,649,428.11	\$922,945.28	\$555,300.82	\$3,127,674.21
Surrounding Counties	\$186,366.35	\$205,997.03	--	\$392,363.38
All other spending	\$12,908,731.09	\$7,136,413.53	\$9,550,263.93	\$29,595,408.55
MWBE certified	\$10,882.90	\$18,112.70	\$15,318.01	\$44,313.61
Outside Region	\$10,882.90	\$18,112.70	\$15,318.01	\$44,313.61
WBE certified	\$251.00	\$2,772.20	\$1,750.47	\$4,773.67
St. Joseph County	\$251.00	\$2,772.20	\$1,750.47	\$4,773.67
Not certified	\$12,897,597.19	\$7,115,528.63	\$9,533,195.45	\$29,546,321.27
Outside Region	\$6,187,810.46	\$5,937,532.87	\$6,269,517.11	\$18,394,860.44
St. Joseph County	\$3,894,297.16	\$1,070,777.85	\$3,163,429.56	\$8,128,504.57
Surrounding Counties	\$2,815,489.57	\$107,217.91	\$100,248.78	\$3,022,956.26
Grand Total*	\$16,939,221.53	\$8,901,770.34	\$10,105,564.75	\$35,946,556.62



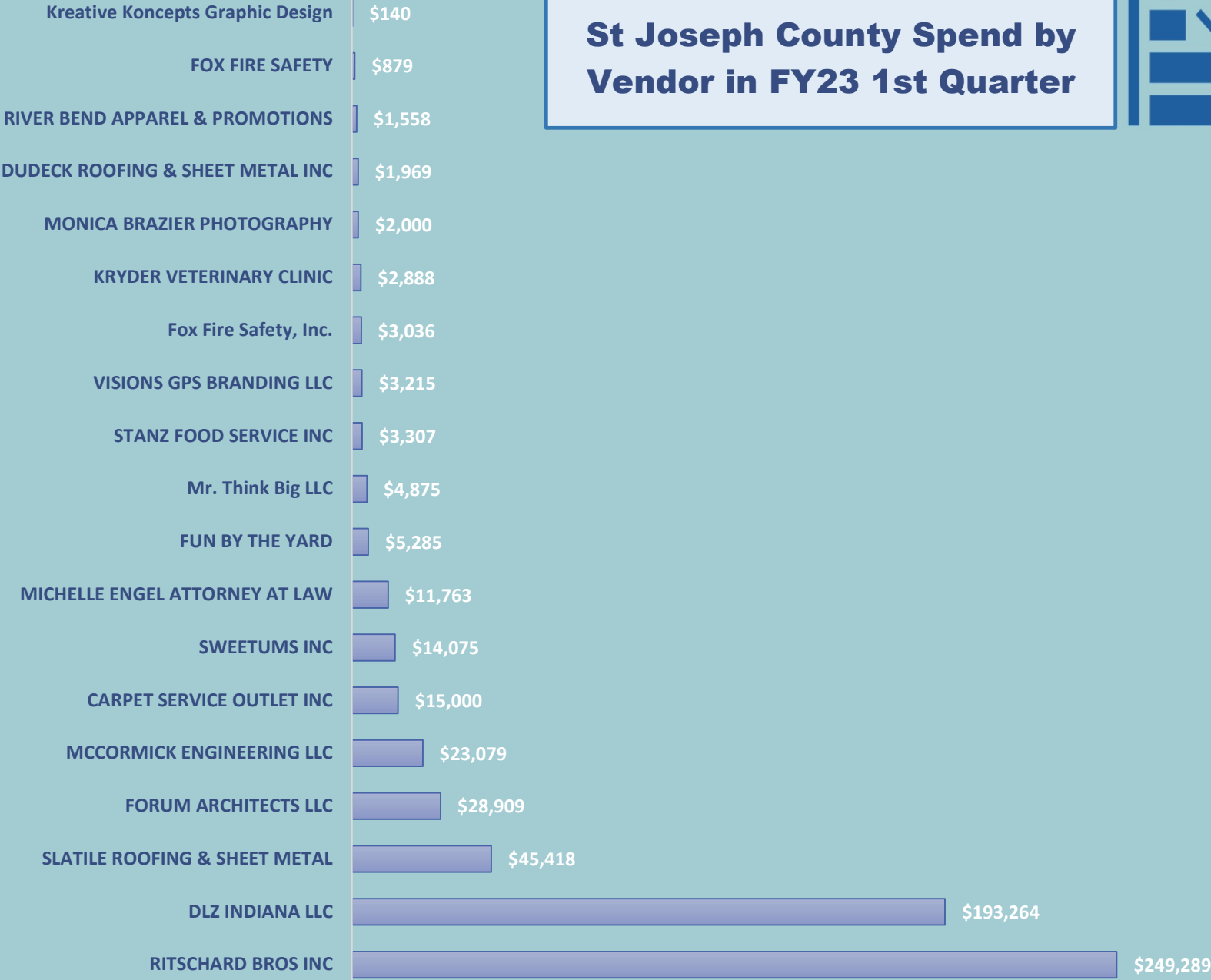
IPC Spend Data

MBE & WBE Spend for FY23 1st Quarter



Powered by Bing
© GeoNames, Microsoft, TomTom

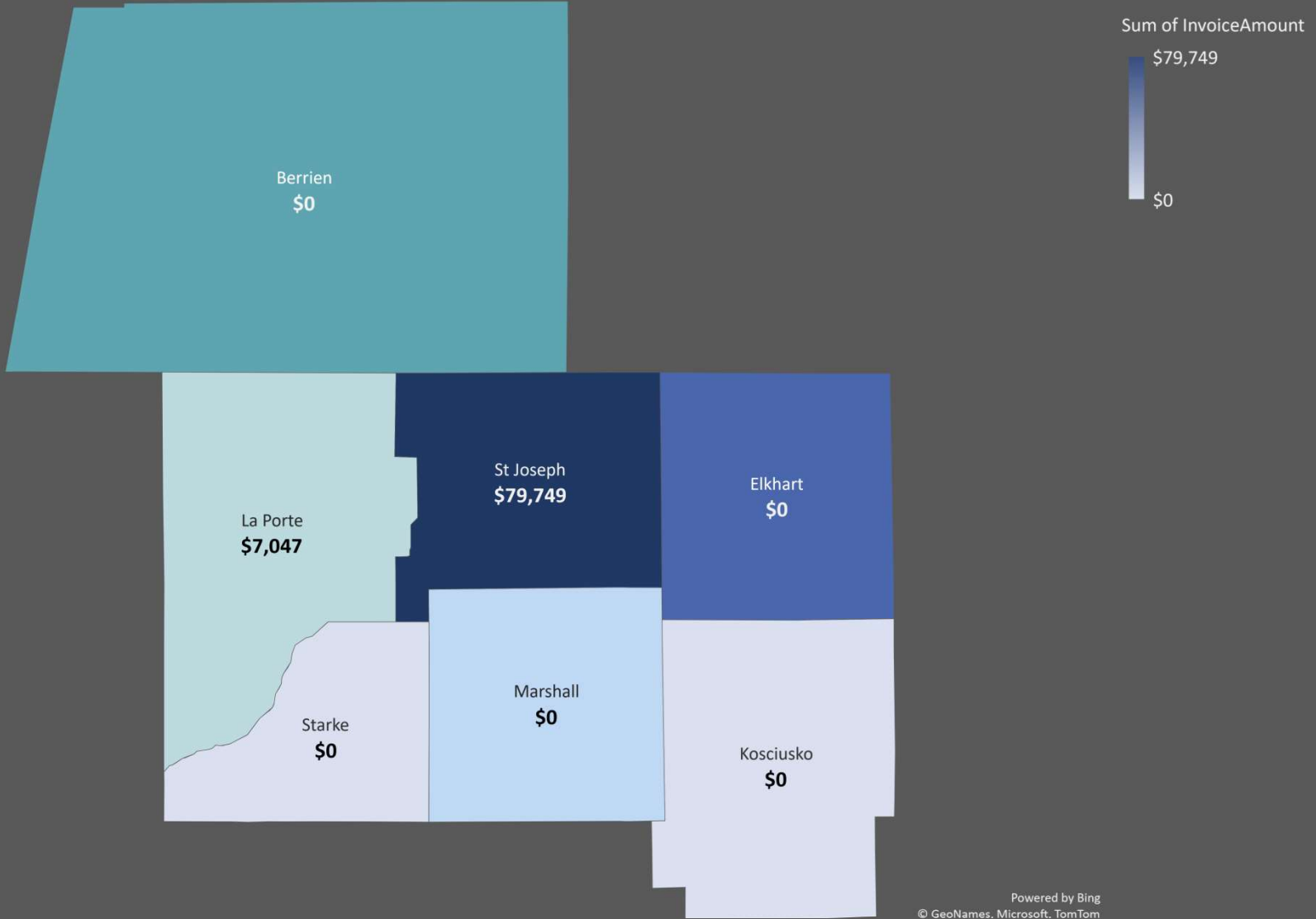
St Joseph County Spend by Vendor in FY23 1st Quarter



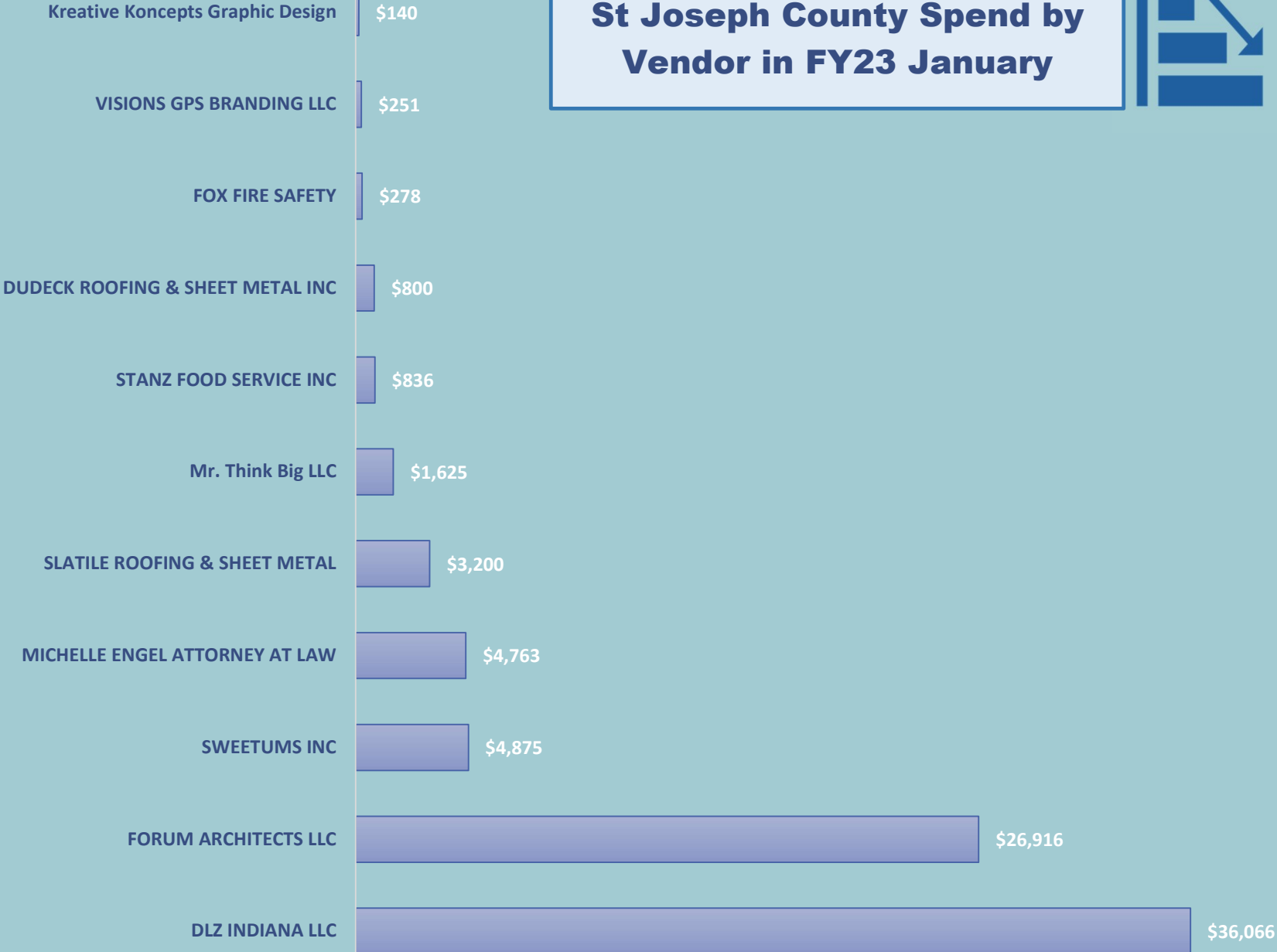


IPC Spend Data

MBE & WBE Spend for FY23 January



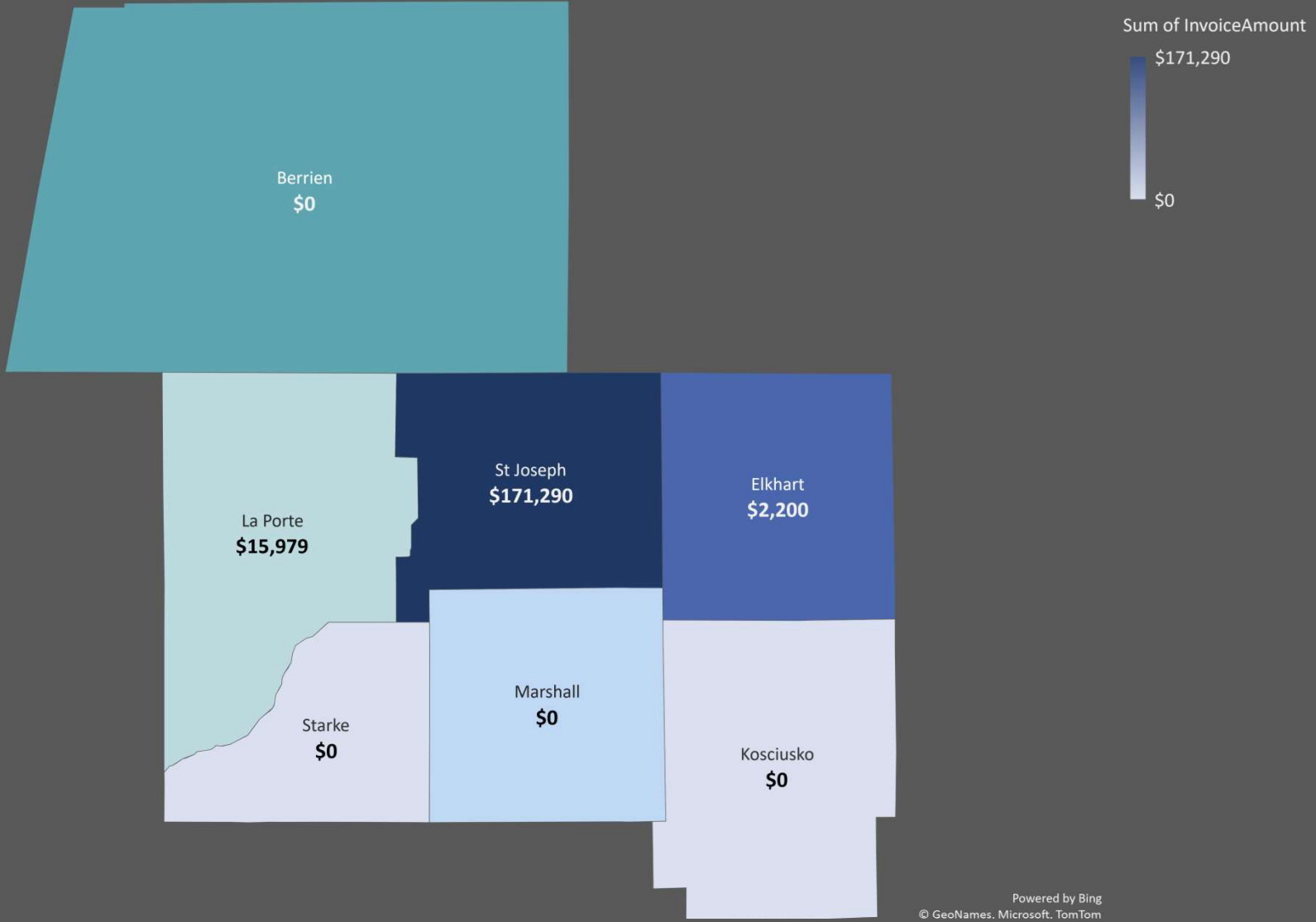
St Joseph County Spend by Vendor in FY23 January



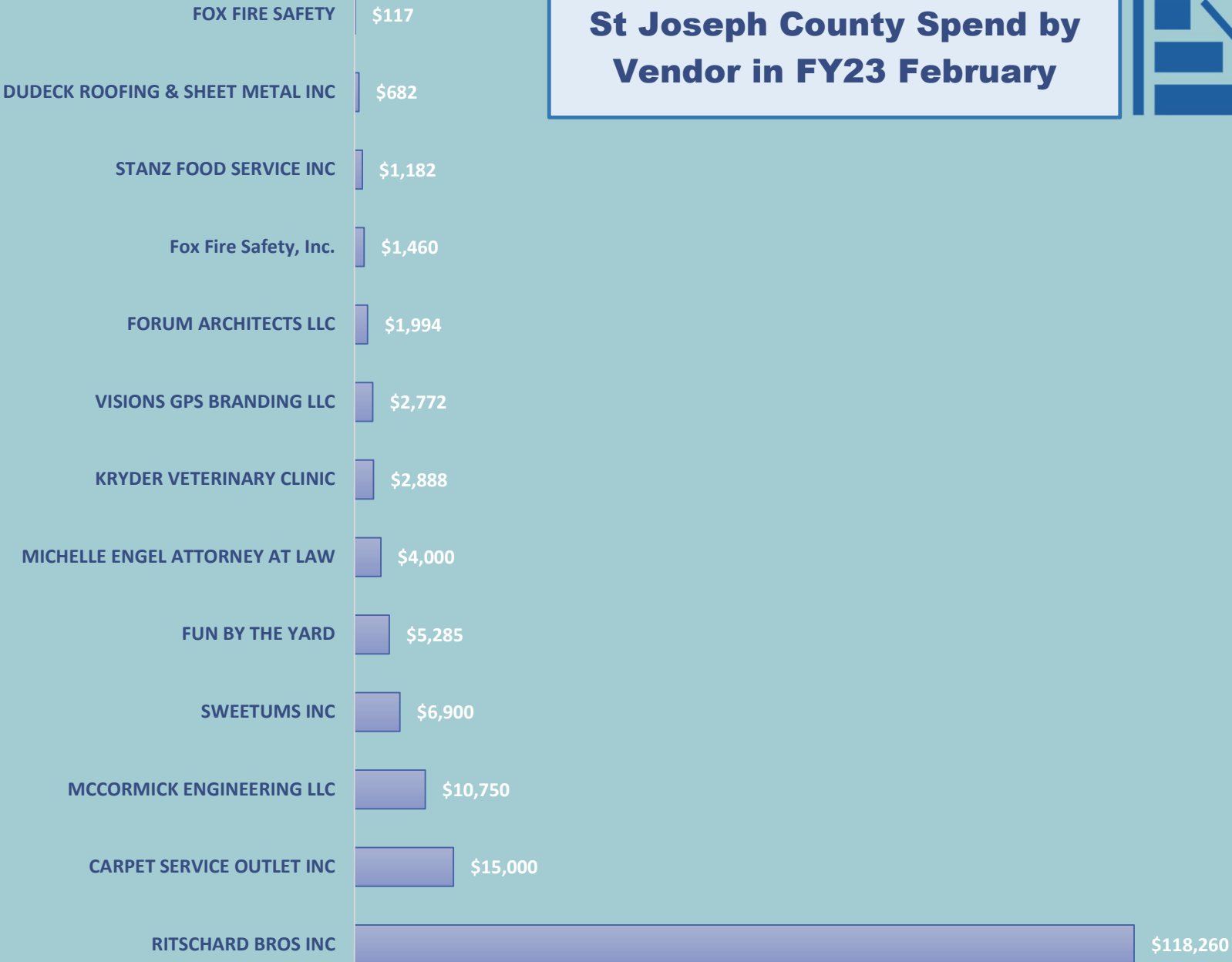


IPC Spend Data

MBE & WBE Spend for FY23 February



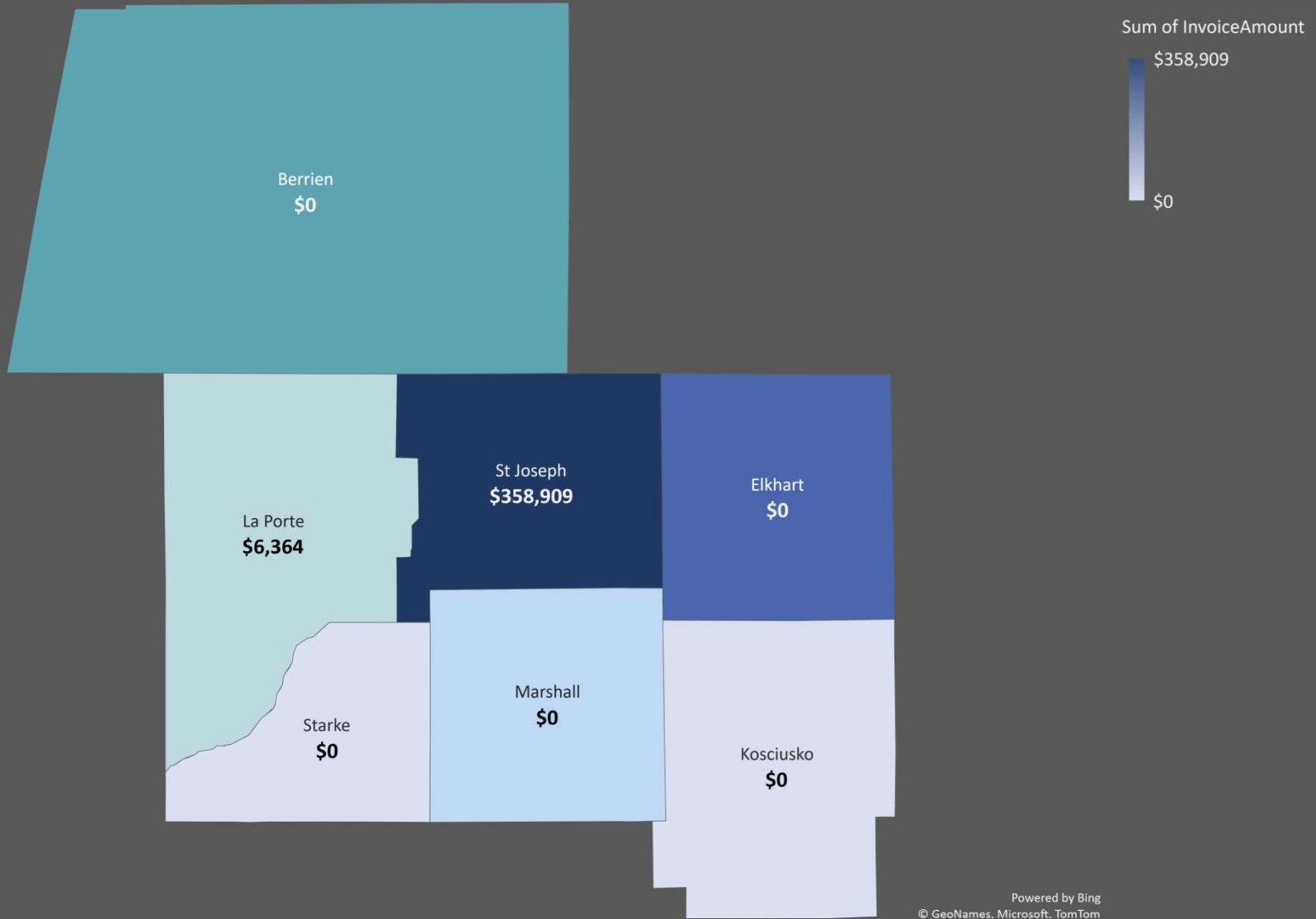
St Joseph County Spend by Vendor in FY23 February



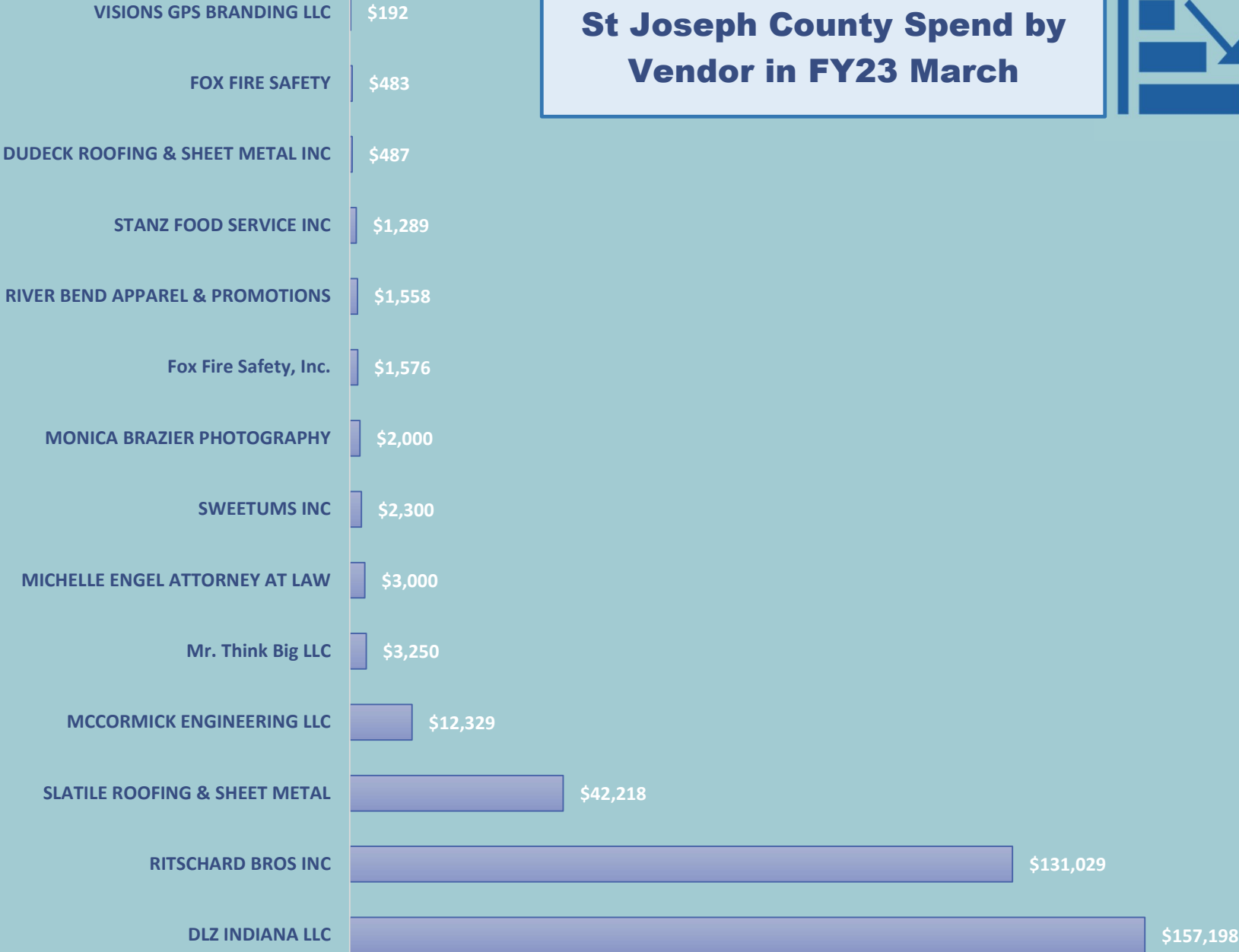


IPC Spend Data

MBE & WBE Spend for FY23 March



St Joseph County Spend by Vendor in FY23 March



VENDOR SUMMARY TABLE

Row Labels	2023			Grand Total		Self-identified demographic category	Self-identified ethnic origin category	Known certification	Location
	Jan	Feb	Mar						
A&Z ENGINEERING LLC	\$ 9,556.01	\$ 18,610.00	\$ 12,600.09	\$ 40,766.10		1. MBE only	Ethnic origin not identified	Not certified	Outside Region
AFC INTERNATIONAL INC	\$ 2,470.36	\$ 11,145.20		\$ 13,615.56		2. WBE only	Ethnic origin not identified	Not certified	Outside Region
ASAP IDENTIFICATION SECURITY INC			\$ 500.00	\$ 500.00		2. WBE only	Ethnic origin not identified	Not certified	Outside Region
BEST EQUIPMENT CO INC	\$ 1,465.35	\$ 19,384.15	\$ 46,566.93	\$ 67,416.43		2. WBE only	Ethnic origin not identified	Not certified	Outside Region
Brendle Group, Inc	\$ 5,366.25	\$ 5,387.25	\$ 4,810.75	\$ 15,564.25		2. WBE only	Ethnic origin not identified	Not certified	Outside Region
CARPET SERVICE OUTLET INC		\$ 15,000.00		\$ 15,000.00		3. Both MBE and WBE	Ethnic origin not identified	Not certified	St. Joseph County
Cives Corporation dba Lindco Equipment Sales, Division of Viking-Cives Group		\$ 581.15	\$ 1,669.25	\$ 2,250.40		2. WBE only	Ethnic origin not identified	Not certified	Outside Region
DA DODD INC	\$ 6,949.19		\$ 5,091.98	\$ 12,041.17		1. MBE only	Native American	Not certified	Surrounding Counties
DAILY LABORATORIES			\$ 151.00	\$ 151.00		2. WBE only	Ethnic origin not identified	Not certified	Outside Region
DLZ INDIANA LLC	\$ 36,065.50		\$ 157,198.00	\$ 193,263.50		1. MBE only	Ethnic origin not identified	Not certified	St. Joseph County
DUDECK ROOFING & SHEET METAL INC	\$ 800.00	\$ 681.62	\$ 486.92	\$ 1,968.54		2. WBE only	Ethnic origin not identified	Not certified	St. Joseph County
ELECTRONIC DATA COLLECTION CORP		\$ 23,520.00	\$ 3,213.18	\$ 26,733.18		2. WBE only	Ethnic origin not identified	Not certified	Outside Region
ENVIROSOLUTIONS INC		\$ 6,686.75		\$ 6,686.75		2. WBE only	Ethnic origin not identified	Not certified	Outside Region
EYEDEA STUDIO		\$ 2,200.00		\$ 2,200.00		1. MBE only	Black	Not certified	Surrounding Counties
FIGMENT GROUP INC		\$ 2,925.00		\$ 2,925.00		2. WBE only	Ethnic origin not identified	Not certified	Surrounding Counties
FORUM ARCHITECTS LLC	\$ 26,915.62	\$ 1,993.75		\$ 28,909.37		2. WBE only	Ethnic origin not identified	Not certified	St. Joseph County
FOX FIRE SAFETY	\$ 278.41	\$ 117.25	\$ 482.90	\$ 878.56		2. WBE only	Ethnic origin not identified	Not certified	St. Joseph County
Fox Fire Safety, Inc.		\$ 1,460.00	\$ 1,575.84	\$ 3,035.84		2. WBE only	Ethnic origin not identified	Not certified	St. Joseph County
FUN BY THE YARD		\$ 5,285.00		\$ 5,285.00		2. WBE only	Ethnic origin not identified	Not certified	St. Joseph County
GRIPP INC	\$ 1,603.00	\$ 4,747.00		\$ 6,350.00		2. WBE only	Ethnic origin not identified	Not certified	Outside Region
J&B MEDICAL SUPPLY CO INC	\$ 678.00			\$ 678.00		2. WBE only	Ethnic origin not identified	Not certified	Outside Region
JACK DOHENY SUPPLIES	\$ 338,047.94	\$ 6,484.54	\$ 14,697.37	\$ 359,229.85		2. WBE only	Ethnic origin not identified	Not certified	Outside Region
KABELIN ACE HARDWARE	\$ 97.31	\$ 13,053.94	\$ 1,272.44	\$ 14,423.69		2. WBE only	Ethnic origin not identified	Not certified	Surrounding Counties
Kreative Koncepts Graphic Design	\$ 140.00			\$ 140.00		2. WBE only	Ethnic origin not identified	Not certified	St. Joseph County
KRYDER VETERINARY CLINIC		\$ 2,887.73		\$ 2,887.73		2. WBE only	Ethnic origin not identified	Not certified	St. Joseph County
MCCORMICK ENGINEERING LLC		\$ 10,750.00	\$ 12,328.64	\$ 23,078.64		2. WBE only	Ethnic origin not identified	Not certified	St. Joseph County
Meticulous Design Architecture, LLC	\$ 118,361.25	\$ 118,474.25	\$ 118,361.25	\$ 355,196.75		1. MBE only	Black	Not certified	Outside Region
MICHELLE ENGEL ATTORNEY AT LAW	\$ 4,762.50	\$ 4,000.00	\$ 3,000.00	\$ 11,762.50		2. WBE only	Ethnic origin not identified	Not certified	St. Joseph County
MONICA BRAZIER PHOTOGRAPHY			\$ 2,000.00	\$ 2,000.00		3. Both MBE and WBE	Black	Not certified	St. Joseph County
Mr. Think Big LLC	\$ 1,625.00		\$ 3,250.00	\$ 4,875.00		1. MBE only	Ethnic origin not identified	Not certified	St. Joseph County
NUTOYS LEISURE PRODUCTS	\$ 390.90			\$ 390.90		2. WBE only	Ethnic origin not identified	Not certified	Outside Region
RITE QUALITY OFFICE SUPPLIES, INC	\$ 1,961.69	\$ 2,767.73		\$ 4,729.42		1. MBE only	Black	Not certified	Outside Region
RITSCHARD BROS INC		\$ 118,260.00	\$ 131,029.22	\$ 249,289.22		2. WBE only	Ethnic origin not identified	Not certified	St. Joseph County
RIVER BEND APPAREL & PROMOTIONS			\$ 1,558.40	\$ 1,558.40		2. WBE only	Ethnic origin not identified	WBE certified	St. Joseph County
SHREWSBERRY	\$ 1,009.73		\$ 12,975.00	\$ 13,984.73		1. MBE only	Black	Not certified	Outside Region
Site Design Group, Ltd.		\$ 34,012.50		\$ 34,012.50		1. MBE only	Ethnic origin not identified	Not certified	Outside Region
SLATILE ROOFING & SHEET METAL	\$ 3,200.00		\$ 42,218.00	\$ 45,418.00		2. WBE only	Ethnic origin not identified	Not certified	St. Joseph County
STANZ FOOD SERVICE INC	\$ 835.90	\$ 1,182.03	\$ 1,288.59	\$ 3,306.52		2. WBE only	Ethnic origin not identified	Not certified	St. Joseph County
STAR UNIFORM	\$ 10,882.90	\$ 18,112.70	\$ 15,318.01	\$ 44,313.61		2. WBE only	Ethnic origin not identified	MWBE certified	Outside Region
Super Smart Shoppers			\$ 1,091.56	\$ 1,091.56		3. Both MBE and WBE	Ethnic origin not identified	Not certified	Outside Region
SWEETUMS INC	\$ 4,875.00	\$ 6,900.00	\$ 2,300.00	\$ 14,075.00		3. Both MBE and WBE	Black	Not certified	St. Joseph County
VISIONS GPS BRANDING LLC	\$ 251.00	\$ 2,772.20	\$ 192.07	\$ 3,215.27		3. Both MBE and WBE	Hispanic	WBE certified	St. Joseph County
VS ENGINEERING INC	\$ 14,414.66			\$ 14,414.66		1. MBE only	Ethnic origin not identified	Not certified	Outside Region
VS Engineering, Inc.		\$ 10,390.00		\$ 10,390.00		1. MBE only	Ethnic origin not identified	Not certified	Outside Region
WBK ENGINEERING LLC			\$ 3,715.00	\$ 3,715.00		1. MBE only	Native American	Not certified	Outside Region
TOTALS	\$ 593,003.47	\$ 469,771.74	\$ 600,942.39	\$ 1,663,717.60					