



CITY OF SOUTH BEND, IN JAMES MUELLER, MAYOR  
**DEPARTMENT OF ADMINISTRATION AND FINANCE**

---

**2022 PROPOSED BUDGET**

---

**Budget Hearing #2: Baseline Spending**  
**August 18, 2021**

---

**Budget Packet Contents**

---

Budget Presentation Slides .....	<b>2-25</b>
Baseline Spending Summary .....	<b>26-31</b>
Personnel Summary – Baseline Operations .....	<b>32</b>
Personnel Detail – Baseline Operations.....	<b>33-37</b>
Line-Level Budget Detail – Baseline Spending.....	<b>38-74</b>



# 2022 Budget Hearing #2: Baseline Spending

August 18, 2021

1



## **BUILD THE BUDGET**

- **Online Feedback Survey:** <https://southbendin.gov/budget/>

Help us Build the Budget and follow the link below!

[Take our Budget Feedback Survey!](#)

A special thank you to the Common Council for their contribution to the budget process each year.

- **Call 311:** Leave a voicemail with your budget priorities!
- **In-Person Meetings:**
  - Tomorrow, August 12, 6:00 pm, Pinhook Park
  - Tuesday, August 17, 6:00 pm, Howard Park

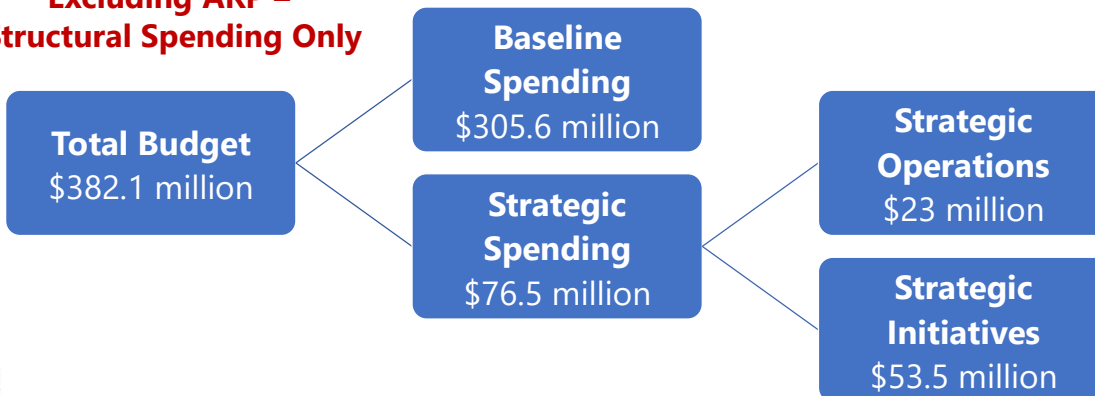
**BUILD  
THE  
BUDGET**

2



# City of South Bend – 2022 Proposed Budget

**Excluding ARP –  
Structural Spending Only**



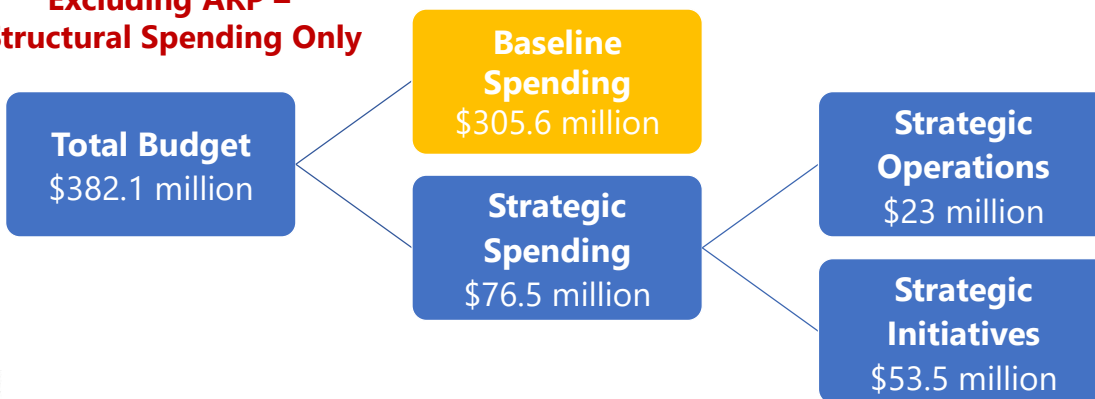
**BUILD  
THE  
BUDGET**

3



# City of South Bend – 2022 Proposed Budget

**Excluding ARP –  
Structural Spending Only**



**BUILD  
THE  
BUDGET**

4



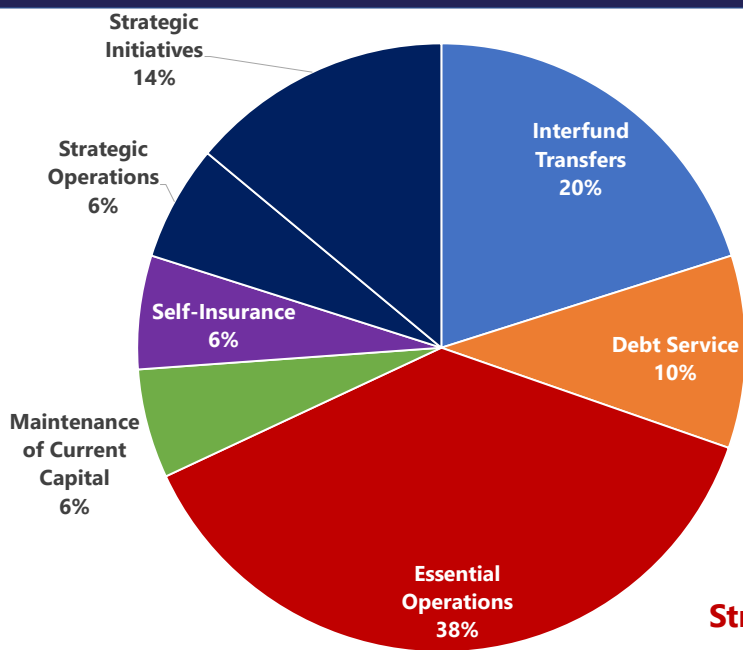
# City of South Bend – 2022 Proposed Budget

**Baseline Spending**  
\$305.6 million

- Baseline Spending consists of spending that is central to the core responsibilities of the City: keeping residents safe and healthy, or spending that has already been committed to, such as debt service or the maintenance of current capital assets.
- During the budget process, the necessity of these expenditures is not questioned; rather, the budget process is designed to question how these functions can be performed in the most efficient manner.

**BUILD  
THE  
BUDGET**

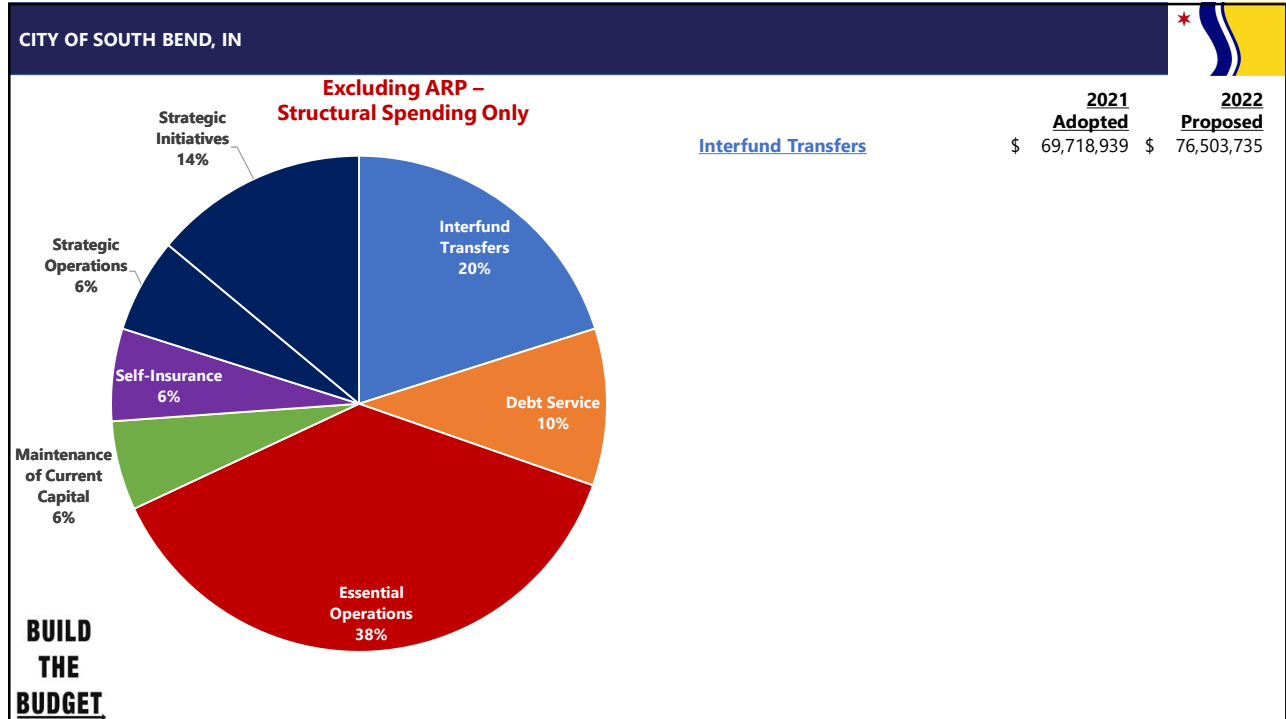
5



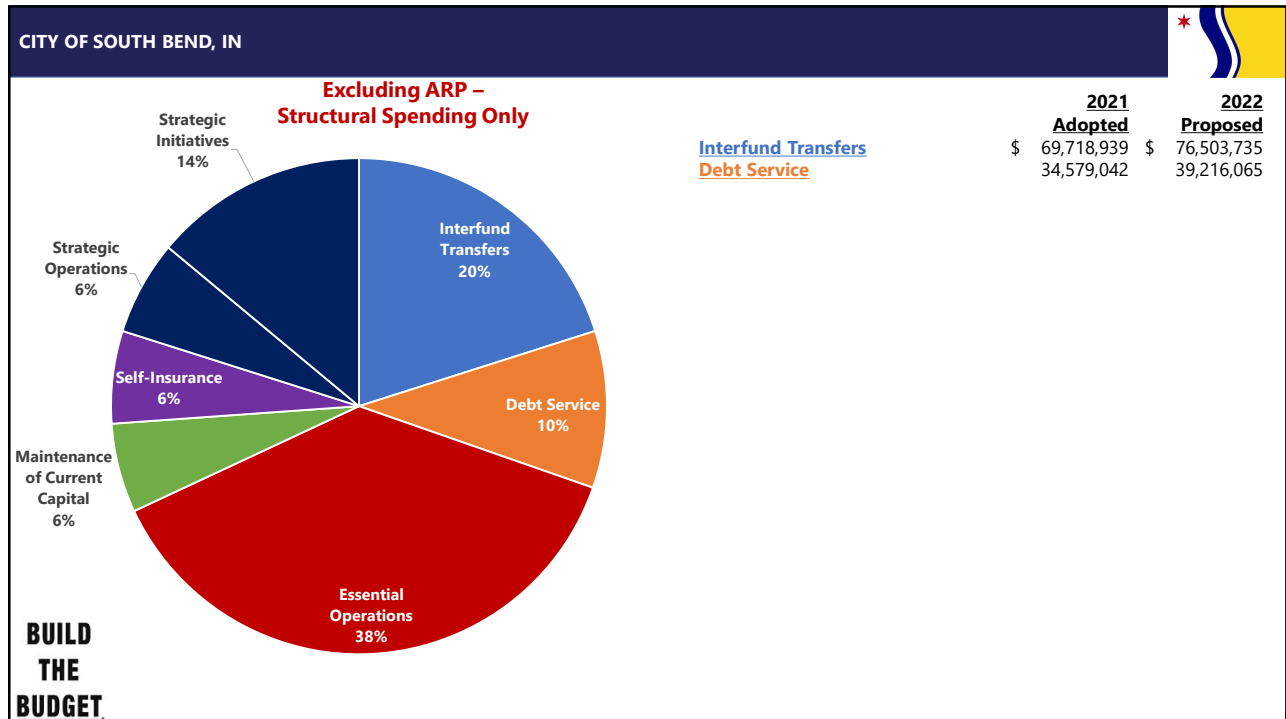
**Excluding ARP –  
Structural Spending Only**

**BUILD  
THE  
BUDGET**

6



7

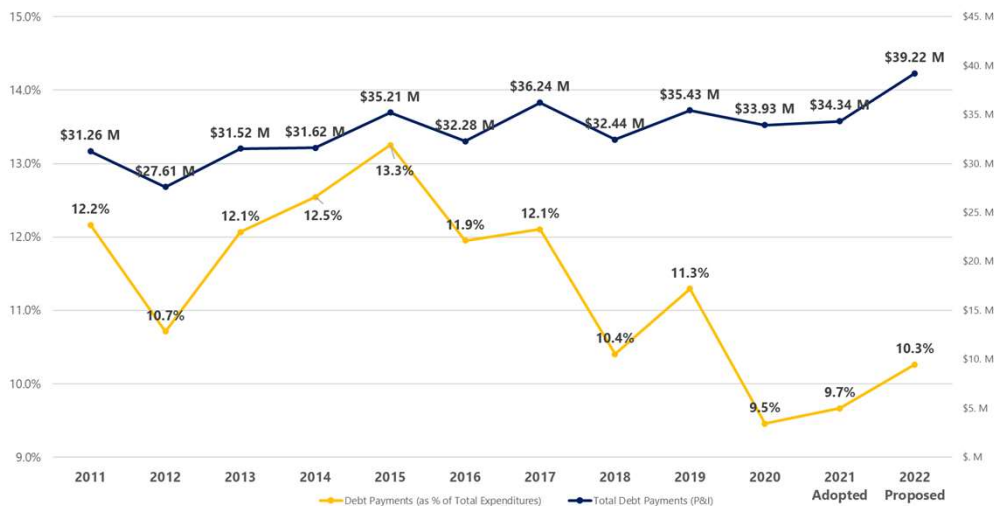


8



# Debt Service

Total Debt Payments (P&I) and Debt Payments as % of Total Expenditures

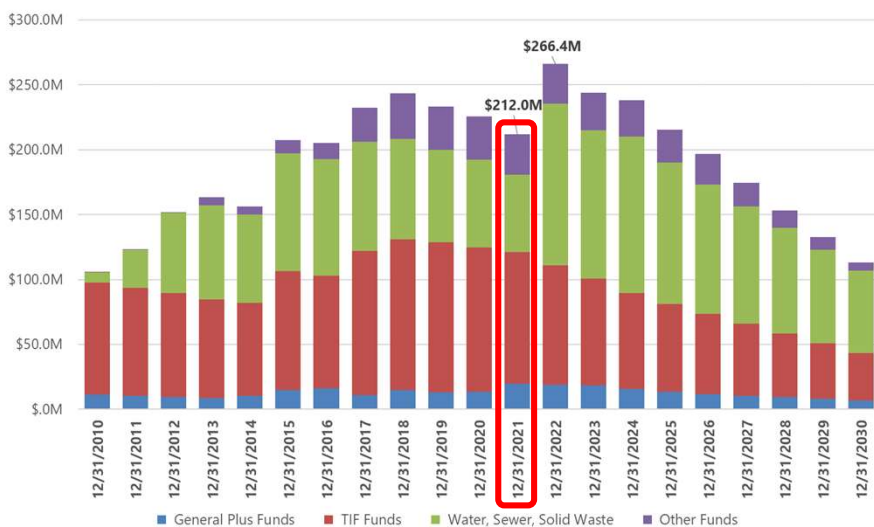


**BUILD  
THE  
BUDGET**

9

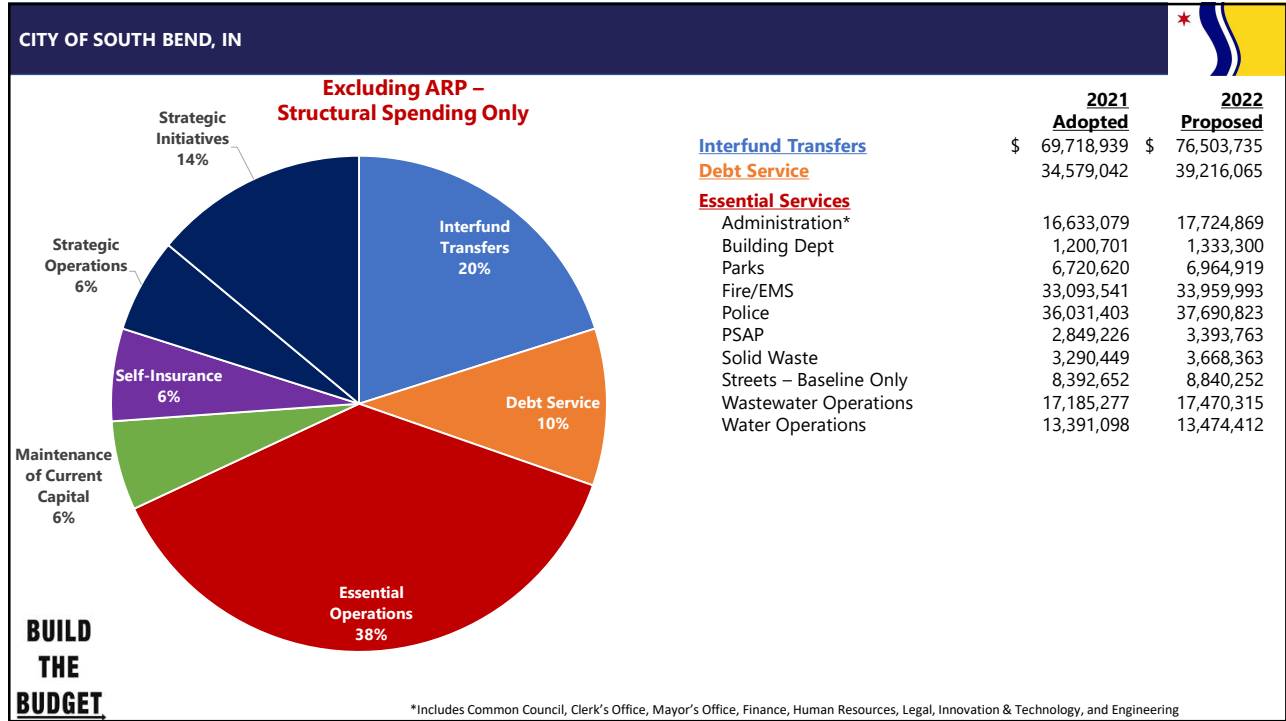


# Debt Position: Principal Outstanding



**BUILD  
THE  
BUDGET**

10



11

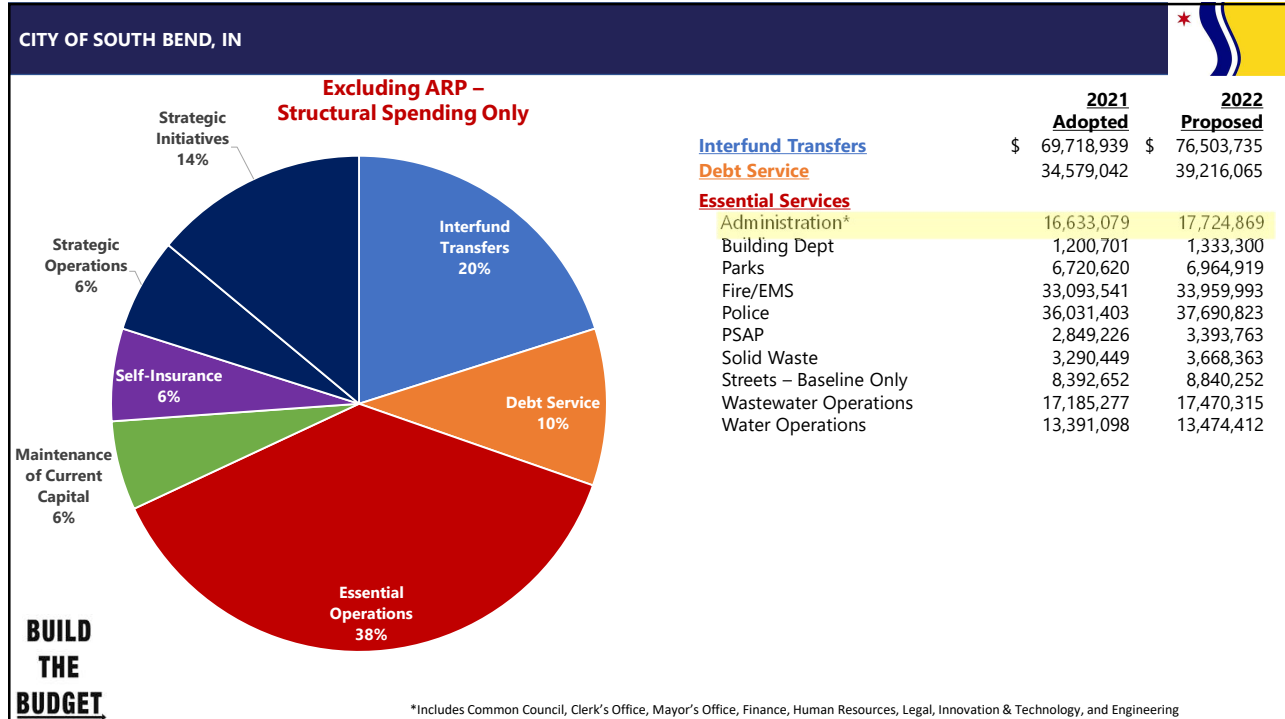
CITY OF SOUTH BEND, IN

## A Note on Fringe Benefits

- Health Insurance Allocation
  - Increase across the board from \$11,500 per-employee assessment in 2021 to \$12,000 per-employee assessment in 2022.
  - Change in accounting requires the recognition of an expense related to the provision of the wellness credit (\$1,445 per employee who qualifies).
- Result is an increase of roughly 10% - 12% in fringe benefit costs **in every department.**
- If this is the only significant change in the budget for fringe benefits, it will not be highlighted in this presentation.

**BUILD THE BUDGET**

12



13

CITY OF SOUTH BEND, IN

# Administration

	2020 Budget	2021 Budget	2022 Proposed Budget	% Change YOY
<b>Essential Operations</b>				
Administration				
Mayor's Office	843,934	847,917	901,017	6.3%
City Clerk	507,719	509,157	459,775	-9.7%
Common Council	654,076	638,971	679,697	6.4%
Engineering	2,695,871	2,699,642	2,923,641	8.3%
Finance	2,210,744	2,336,410	2,603,851	11.4%
Human Resources	727,836	679,266	829,445	22.1%
Innovation & Technology	6,052,285	7,523,689	7,798,045	3.6%
Legal Dept	1,472,370	1,398,027	1,529,398	9.4%
<b>Grand Total</b>	<b>15,164,835</b>	<b>16,633,079</b>	<b>17,724,869</b>	<b>6.6%</b>

**BUILD THE BUDGET**

Note: City Clerk & Common Council budgets are placeholders and are not yet finalized for proposed 2022.

14





# Human Resources

	2020 Budget	2021 Budget	2022 Proposed Budget	% Change YOY
<b>Baseline Spending</b>				
<b>Human Resources</b>	<b>727,836</b>	<b>679,266</b>	<b>829,445</b>	<b>22.1%</b>
Salaries & Wages	479,137	446,303	530,597	18.9%
Fringe Benefits	189,039	170,653	214,838	25.9%
Education & Training	23,200	33,200	52,700	58.7%
Other Services & Charges	9,700	6,300	7,000	11.1%
Printing & Advertising	7,060	7,060	7,060	0.0%
Supplies	13,700	9,750	11,250	15.4%
Travel	6,000	6,000	6,000	0.0%

- +1 FTE (transfer from Finance) – HR Specialist III (\$48,500)
- Transfer one FTE from HR Generalist/Benefits Coordinator (\$43,427) to HR Specialist IV (\$51,423)
- Increase salary cap for Deputy Director of Human Resources (\$79,830 → \$89,000)

**BUILD  
THE  
BUDGET**

15



# Administration

	2020 Budget	2021 Budget	2022 Proposed Budget	% Change YOY
<b>Essential Operations</b>				
Administration				
Mayor's Office	843,934	847,917	901,017	6.3%
City Clerk	507,719	509,157	459,775	-9.7%
Common Council	654,076	638,971	679,697	6.4%
Engineering	2,695,871	2,699,642	2,923,641	8.3%
Finance	2,210,744	2,336,410	2,603,851	11.4%
Human Resources	727,836	679,266	829,445	22.1%
Innovation & Technology	6,052,285	7,523,689	7,798,045	3.6%
Legal Dept	1,472,370	1,398,027	1,529,398	9.4%
<b>Grand Total</b>	<b>15,164,835</b>	<b>16,633,079</b>	<b>17,724,869</b>	<b>6.6%</b>

**BUILD  
THE  
BUDGET**

Note: City Clerk & Common Council budgets are placeholders and are not yet finalized for proposed 2022.

16



# Finance Department

	2020 Budget	2021 Budget	2022 Proposed Budget	% Change YOY
<b>Baseline Spending</b>				
<b>Finance</b>	<b>2,210,744</b>	<b>2,336,410</b>	<b>2,603,851</b>	<b>11.4%</b>
Salaries & Wages	1,349,985	1,445,027	1,475,146	2.1%
Fringe Benefits	496,175	540,798	577,620	6.8%
Education & Training	5,760	5,760	5,760	0.0%
Grants & Subsidies	43,000	43,000	43,000	0.0%
Other	-	-	-	-
Other Services & Charges	222,405	222,405	236,405	6.3%
Printing & Advertising	1,999	2,000	2,000	0.0%
Professional Services	69,000	55,000	241,500	339.1%
Supplies	16,420	16,420	16,420	0.0%
Travel	6,000	6,000	6,000	0.0%

- 1) Assumption of cost of annual financial statement audit (\$125,000)
  - Previously recorded as a reduction to the City's property tax revenue.
- 2) Addition of DFO support costs (\$80,000), previously paid from income tax funds

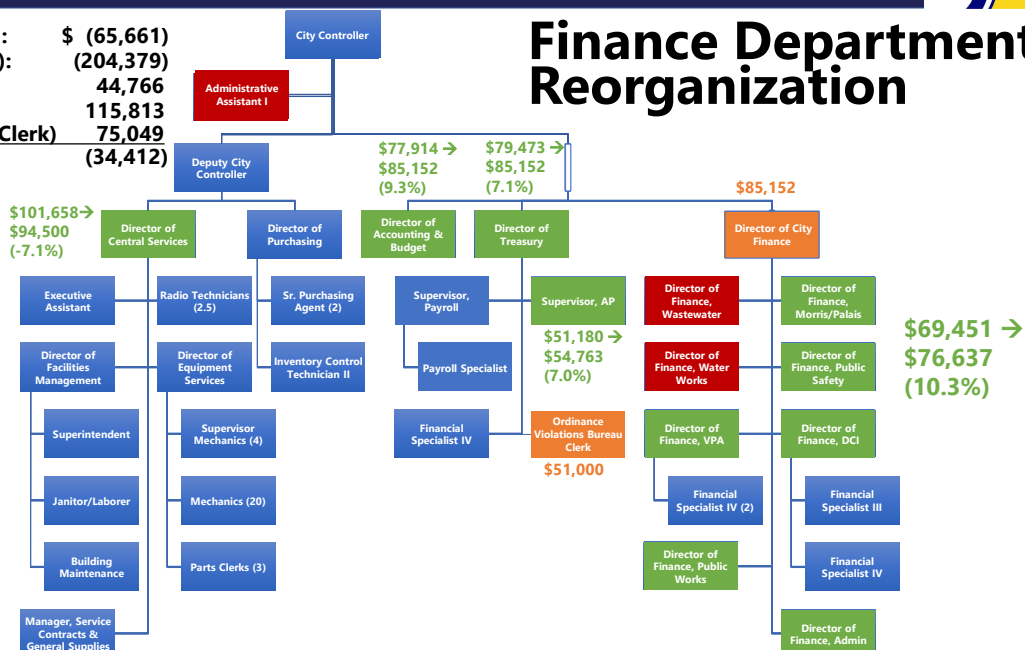
**BUILD THE BUDGET**

17



# Finance Department Reorganization

-1 FTE (Transfer to HR): \$ (65,661)  
 -2 FTEs (Consolidation): (204,379)  
 Salary Cap Changes 44,766  
 +1 FTE (New Position) 115,813  
 +1 FTE (Transfer from Clerk) 75,049  
**Net (-1 FTE) (34,412)**



**BUILD THE BUDGET**

18



# Administration

	2020 Budget	2021 Budget	2022 Proposed Budget	% Change YOY
<b>Essential Operations</b>				
Administration				
Mayor's Office	843,934	847,917	901,017	6.3%
City Clerk	507,719	509,157	459,775	-9.7%
Common Council	654,076	638,971	679,697	6.4%
Engineering	2,695,871	2,699,642	2,923,641	8.3%
Finance	2,210,744	2,336,410	2,603,851	11.4%
Human Resources	727,836	679,266	829,445	22.1%
Innovation & Technology	6,052,285	7,523,689	7,798,045	3.6%
Legal Dept	1,472,370	1,398,027	1,529,398	9.4%
<b>Grand Total</b>	<b>15,164,835</b>	<b>16,633,079</b>	<b>17,724,869</b>	<b>6.6%</b>

**BUILD  
THE  
BUDGET**

Note: City Clerk & Common Council budgets are placeholders and are not yet finalized for proposed 2022.

19



# Engineering and Legal Department

- **Engineering**
  - +1 FTE: Engineer II (\$77,181)
    - Supported by "Administration & Engagement" portion of ARP funds.
    - Ramp up for ARP projects and water/wastewater capital projects
- **Legal Department**
  - Promote 2 FTE's from Administrative Assistant I to Administrative Assistant II (\$42,289 → \$44,410)

**BUILD  
THE  
BUDGET**

20



# Administration

	2020 Budget	2021 Budget	2022 Proposed Budget	% Change YOY
<b>Essential Operations</b>				
Administration				
Mayor's Office	843,934	847,917	901,017	6.3%
City Clerk	507,719	509,157	459,775	-9.7%
Common Council	654,076	638,971	679,697	6.4%
Engineering	2,695,871	2,699,642	2,923,641	8.3%
Finance	2,210,744	2,336,410	2,603,851	11.4%
Human Resources	727,836	679,266	829,445	22.1%
Innovation & Technology	6,052,285	7,523,689	7,798,045	3.6%
Legal Dept	1,472,370	1,398,027	1,529,398	9.4%
<b>Grand Total</b>	<b>15,164,835</b>	<b>16,633,079</b>	<b>17,724,869</b>	<b>6.6%</b>

**BUILD  
THE  
BUDGET**

Note: City Clerk & Common Council budgets are placeholders and are not yet finalized for proposed 2022.

21



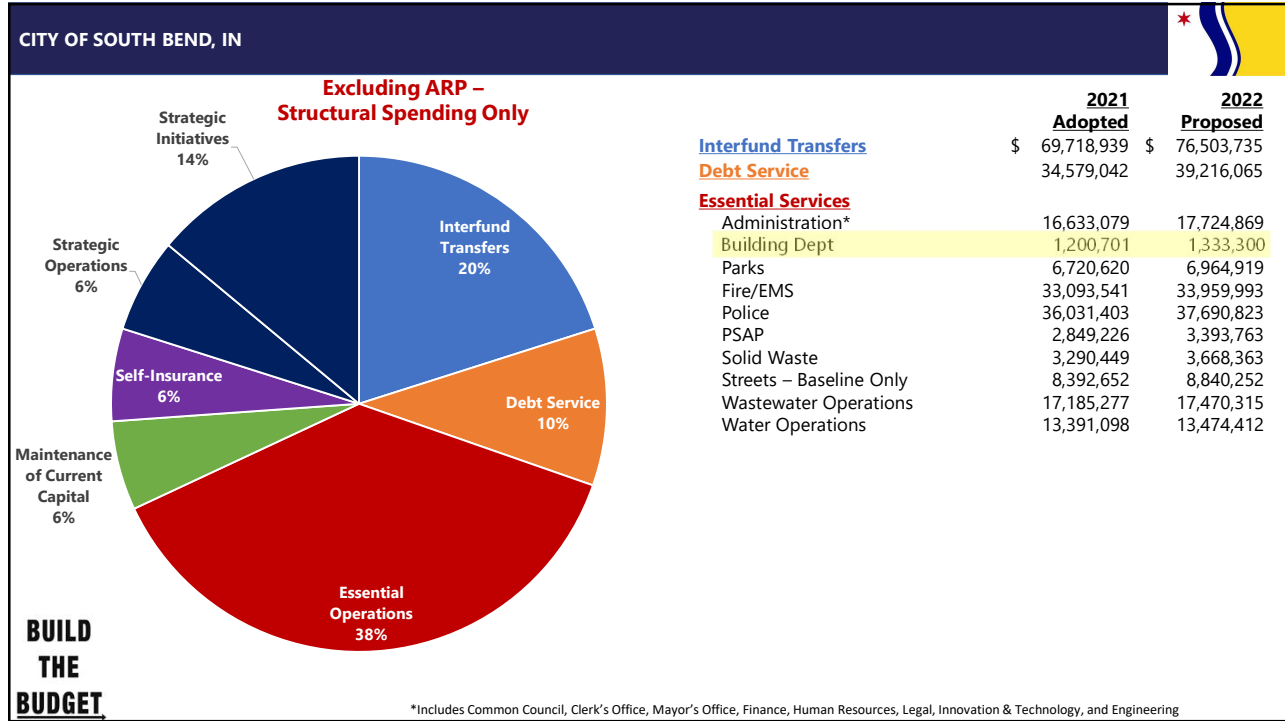
# Innovation & Technology

## • Innovation & Technology

- +2 FTEs
  - Specialist of Services (\$58,208)
    - Insourcing this position, this is offset by a reduction of \$60,000 in professional services.
  - 311 Customer Service Liaison (\$47,595)
    - Will be discussed in detail during next week's budget hearing
- Increase for Manager of Applications: \$70,521 → \$76,163
- Major Costs for Software Changes / Implementations Planned in 2022:
  - New Permitting System (Building) - \$300,000 implementation cost (est.) plus \$60,000 for annual maintenance (est.)

**BUILD  
THE  
BUDGET**

22



23

CITY OF SOUTH BEND, IN

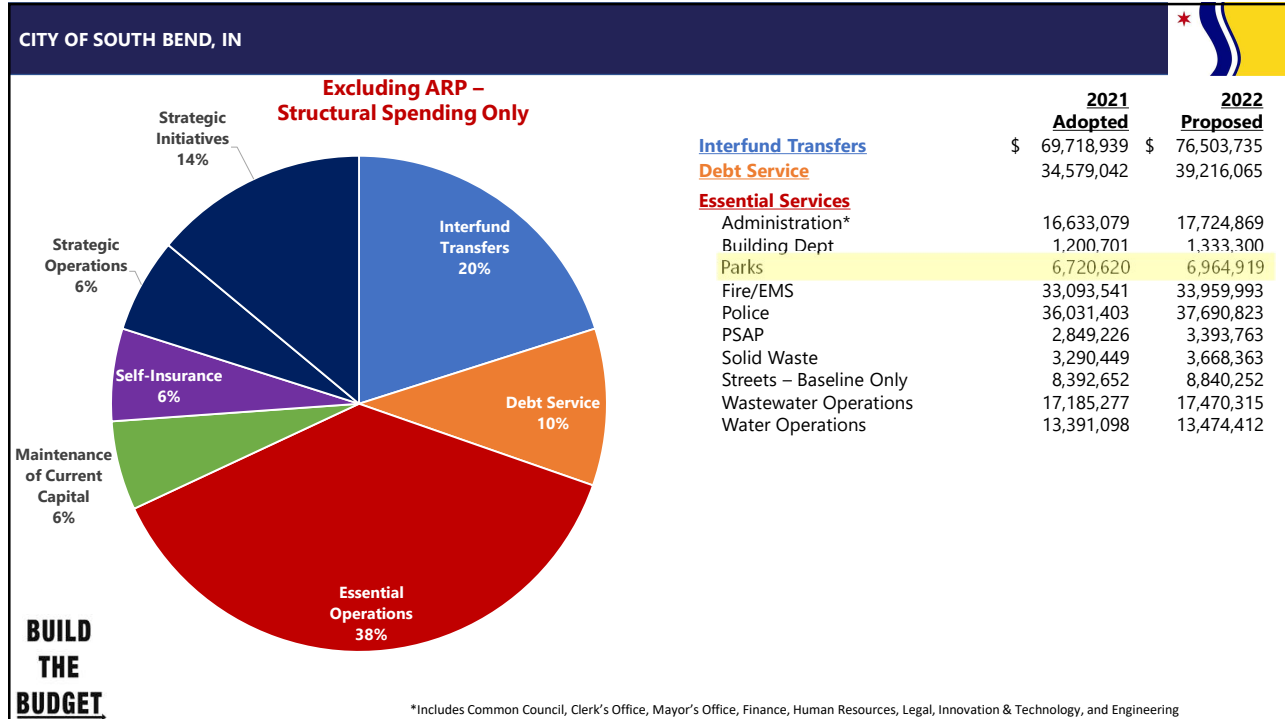
## Building Department

<u>Fund</u>	<u>Fund Description</u>	<u>12/31/2021</u> <u>Cash</u>	<u>2022</u> <u>Revenues</u>	<u>2022</u> <u>Expenses</u>	<u>Surplus /</u> <u>Deficit</u>	<u>12/31/2022</u> <u>Cash</u>
600	Consolidated Building Fund	2,261,637	1,603,456	2,038,821	<b>(435,365)</b>	1,826,272

- Deficit in 2022 is due to implementation costs for new permitting system and is not expected to continue past 2022.
- Other changes:
  - Transfer of position from Administrative Assistant I (\$42,289) to Assistant Manager – Customer Service (\$50,485).

**BUILD THE BUDGET**

24



25

CITY OF SOUTH BEND, IN

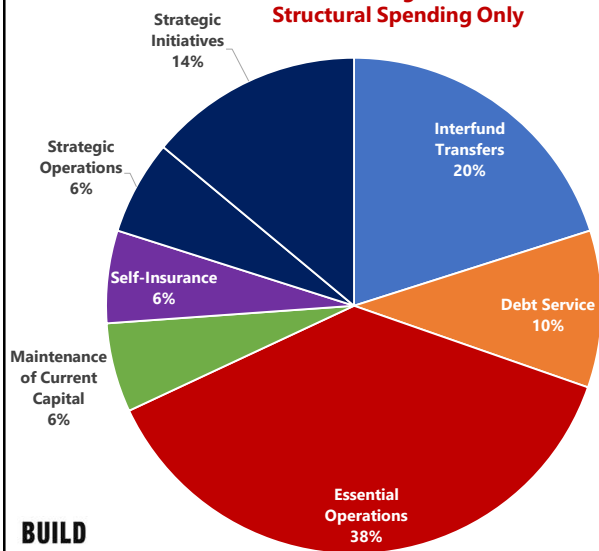
	2020 Budget	2021 Budget	2022 Proposed Budget	% Change YOY
<b>Baseline Spending</b>				
<b>Parks</b>	<b>7,160,153</b>	<b>6,720,620</b>	<b>6,964,919</b>	<b>3.6%</b>
<b>Park Administration</b>	<b>689,891</b>	<b>645,699</b>	<b>602,536</b>	<b>-6.7%</b>
Salaries & Wages	464,561	437,260	412,381	-5.7%
Fringe Benefits	174,780	157,889	151,605	-4.0%
Education & Training	1,425	1,425	1,425	0.0%
Other Services & Charges	30,375	30,375	18,375	-39.5%
Printing & Advertising	1,000	1,000	1,000	0.0%
Professional Services	1,000	1,000	1,000	0.0%
Supplies	12,000	12,000	12,000	0.0%
Travel	4,750	4,750	4,750	0.0%
<b>Park Maintenance</b>	<b>6,409,895</b>	<b>6,034,554</b>	<b>6,322,016</b>	<b>4.8%</b>
Salaries & Wages	2,776,340	2,634,495	2,636,806	0.1%
Fringe Benefits	1,074,528	1,043,830	1,088,430	4.3%
Education & Training	20,075	11,000	11,000	0.0%
Other Services & Charges	1,409,626	971,414	1,105,752	13.8%
Printing & Advertising	1,733	4,000	4,000	0.0%
Professional Services	-	200,000	200,000	0.0%
Supplies	547,713	589,935	590,067	0.0%
Travel	2,250	2,250	2,250	0.0%
Utilities	577,630	577,630	683,711	18.4%
<b>Potawatomi Greenhouse</b>	<b>40,367</b>	<b>40,367</b>	<b>40,367</b>	<b>0.0%</b>

- **Park Administration**
  - No change in personnel – reduction is transfer of Office Manager from Admin to Recreation
  - Reduction based on 3-year average spend
- **Park Maintenance**
  - +1 Teamster Position (Group Leader) – dedicated to trails
  - Transfer of 5 FTEs to Recreation (Custodians)
  - Increase in salary cap for Director of Facilities & Grounds (\$76,730 → \$84,000)
  - Other Services/Charges and Utilities Increased based on 3-year average

26



**Excluding ARP –  
Structural Spending Only**



	2021 Adopted	2022 Proposed
<b>Interfund Transfers</b>	\$ 69,718,939	\$ 76,503,735
<b>Debt Service</b>	34,579,042	39,216,065
<b>Essential Services</b>		
Administration*	16,633,079	17,724,869
Building Dept	1,200,701	1,333,300
Parks	6,720,620	6,964,919
Fire/EMS	33,093,541	33,959,993
Police	36,031,403	37,690,823
PSAP	2,849,226	3,393,763
Solid Waste	3,290,449	3,668,363
Streets – Baseline Only	8,392,652	8,840,252
Wastewater Operations	17,185,277	17,470,315
Water Operations	13,391,098	13,474,412

**BUILD  
THE  
BUDGET**

\*Includes Common Council, Clerk’s Office, Mayor’s Office, Finance, Human Resources, Legal, Innovation & Technology, and Engineering



	2020 Budget	2021 Budget	2022 Proposed Budget	% Change YOY
<b>Baseline Spending</b>	<b>33,012,975</b>	<b>33,093,541</b>	<b>33,959,993</b>	<b>2.6%</b>
<b>Fire / EMS</b>	<b>28,213,664</b>	<b>28,597,282</b>	<b>29,376,105</b>	<b>2.7%</b>
Salaries & Wages	19,632,831	19,927,087	20,146,515	1.1%
Fringe Benefits	6,786,006	6,764,080	7,336,298	8.5%
Education & Training	106,000	86,000	86,000	0.0%
Other Services & Charges	58,500	58,500	58,500	0.0%
Printing & Advertising	35,714	35,714	35,714	0.0%
Professional Services	304,610	284,610	284,610	0.0%
Supplies	936,837	1,032,791	1,044,968	1.2%
Travel	35,500	35,500	35,500	0.0%
Utilities	317,666	373,000	348,000	-6.7%
<b>Fire Pension</b>	<b>4,799,311</b>	<b>4,496,259</b>	<b>4,583,888</b>	<b>1.9%</b>

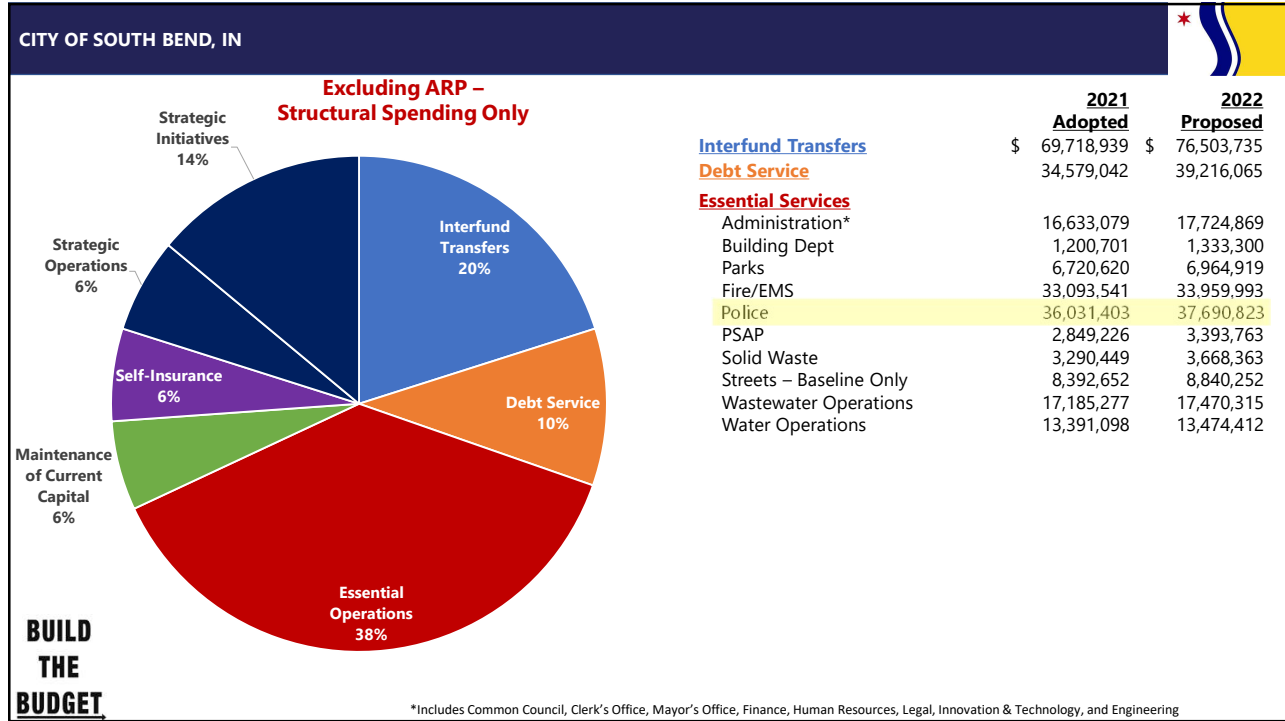
**Salaries**

- Sworn Firefighters: 256  
*(plus 6 recruits)*
- All sworn firefighters built in at **0%** increase, pending outcome of negotiations.
- Salary cap increase for Community Paramedic positions (\$61,504 → \$67,820)
- Position transfer from Preventive Maintenance Coordinator I to Preventive Maintenance Coordinator II (\$43,969 → \$47,000)
- Increase in overtime budget of \$212,000, based on actuals in 2020 and 2021.

**Fire Pension**

- Reimbursed by State.

**BUILD  
THE  
BUDGET**



29

CITY OF SOUTH BEND, IN

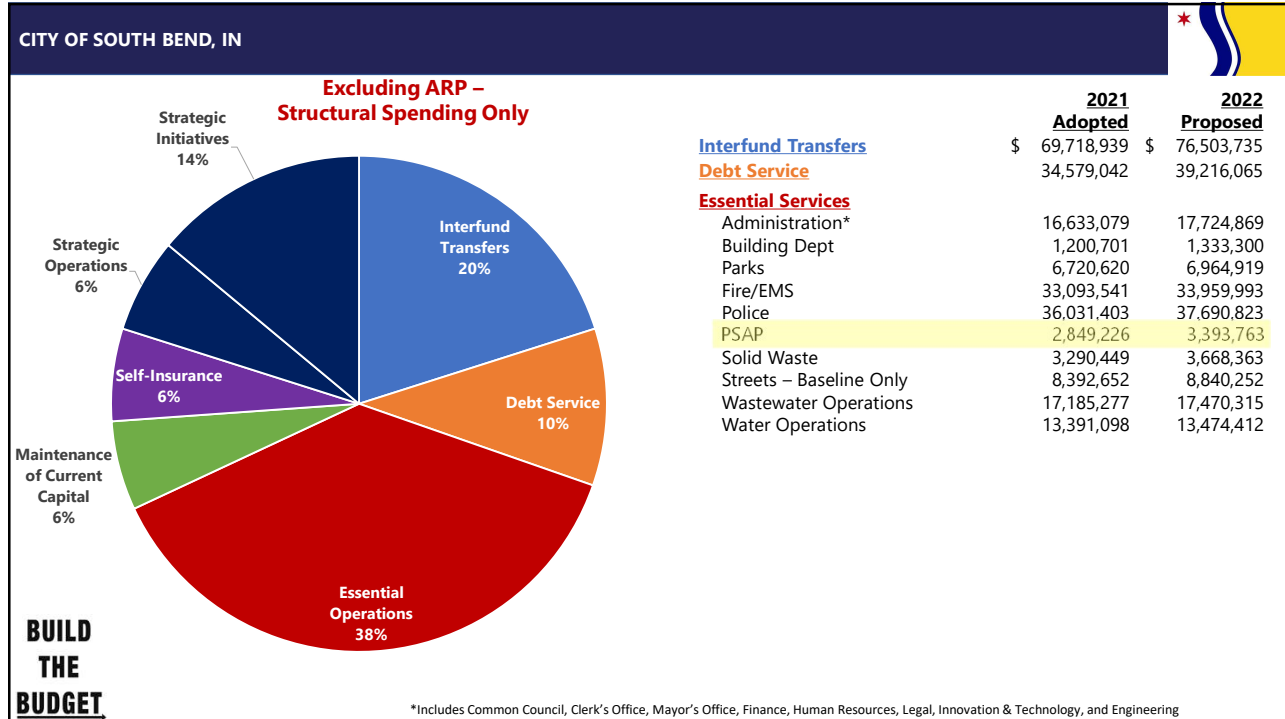
	2020 Budget	2021 Budget	2022 Proposed Budget	% Change YOY
<b>Baseline Spending</b>	<b>36,966,755</b>	<b>36,031,403</b>	<b>37,690,823</b>	<b>4.6%</b>
<b>Police</b>	<b>30,127,076</b>	<b>29,324,922</b>	<b>30,959,776</b>	<b>5.6%</b>
Salaries & Wages	20,659,368	20,127,429	21,203,348	5.3%
Fringe Benefits	6,905,958	6,705,996	7,595,931	13.3%
Other Services & Charges	303,428	272,158	251,158	-7.7%
Printing & Advertising	24,721	24,721	24,721	0.0%
Professional Services	575,000	710,000	420,000	-40.8%
Supplies	1,483,943	1,309,960	1,289,960	-1.5%
Travel	250	250	250	0.0%
Utilities	174,408	174,408	174,408	0.0%
<b>Crime Lab</b>	<b>601,991</b>	<b>648,741</b>	<b>673,307</b>	<b>3.8%</b>
Salaries & Wages	424,616	463,759	472,462	1.9%
Fringe Benefits	160,375	167,982	183,845	9.4%
Supplies	17,000	17,000	17,000	0.0%
<b>Police Pension</b>	<b>6,237,688</b>	<b>6,057,740</b>	<b>6,057,740</b>	<b>0.0%</b>

- **Salaries**
  - Sworn Police Officers: 232 (plus 8 recruits)
  - Increases are 3.5% for most sworn positions (based on negotiated contract).
  - Increase in overtime budget of \$190,000, based on actuals in 2020 and 2021.
- **Professional Services**
  - Removal of budget for satellite officers (payment to County).
- **Police Pension**
  - Reimbursed by State.

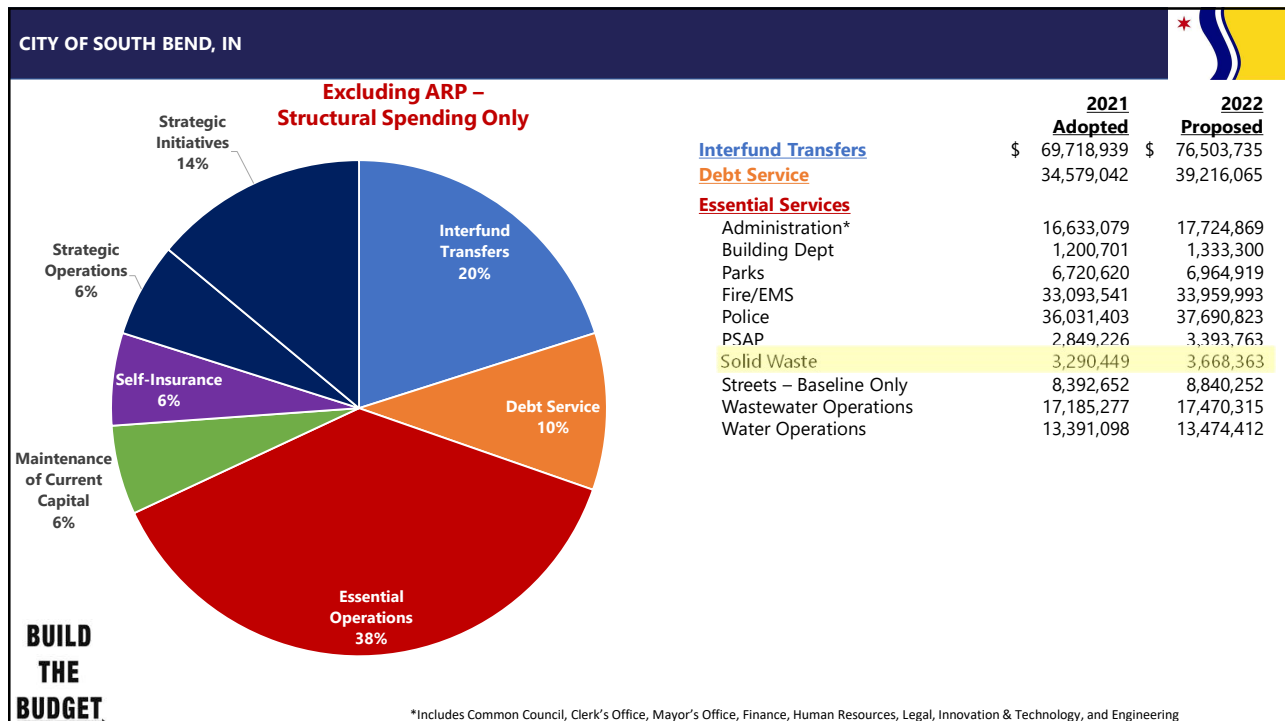
**BUILD THE BUDGET**

30





31



32



# Solid Waste

Fund	Fund Description	12/31/2021	2022	2022	Surplus /	12/31/2022
		Cash	Revenues	Expenses	Deficit	Cash
610	Solid Waste Operations	875,546	6,456,614	6,941,596	(484,982)	390,564
611	Solid Waste Capital	13,147	1,049,954	1,049,954	-	13,147
		<b>888,693</b>	<b>7,506,568</b>	<b>7,991,550</b>	<b>(484,982)</b>	<b>403,711</b>

\*Starting cash includes \$1 million transfer into Solid Waste Operations Fund in 2021

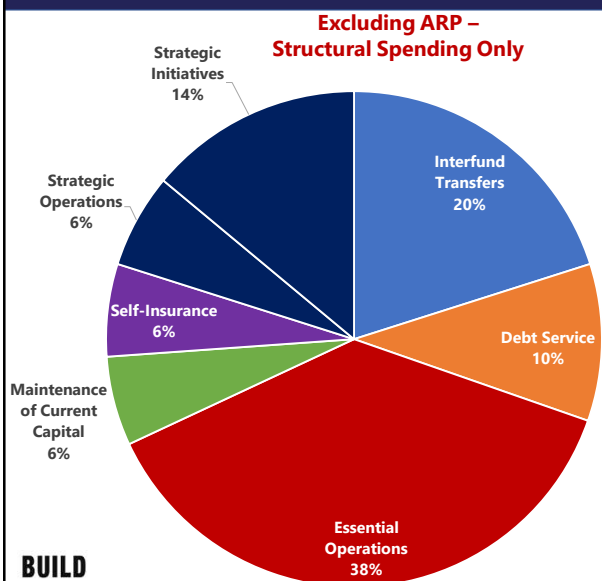
• **Main Changes in Operating/Capital Costs:**

- Addition of a new Solid Waste Driver position, to bring the total number of drivers to 20.
- 3% increase in landfill costs, plus increase in assumed trash load from 30,000 tons to 32,000 tons, based on historical utilization.
- Purchase of 3 new trash trucks and 1 mini truck (see "Fleet Replacement" under baseline spending).

**BUILD  
THE  
BUDGET**

Note: these numbers include debt service, interfund transfers, capital projects, etc.  
Note: these numbers include debt service, interfund transfers, capital projects, etc.

33



	2021 Adopted	2022 Proposed
<b>Interfund Transfers</b>	\$ 69,718,939	\$ 76,503,735
<b>Debt Service</b>	34,579,042	39,216,065
<b>Essential Services</b>		
Administration*	16,633,079	17,724,869
Building Dept	1,200,701	1,333,300
Parks	6,720,620	6,964,919
Fire/EMS	33,093,541	33,959,993
Police	36,031,403	37,690,823
PSAP	2,849,226	3,393,763
Solid Waste	3,290,449	3,668,363
Streets – Baseline Only	8,392,652	8,840,252
Wastewater Operations	17,185,277	17,470,315
Water Operations	13,391,098	13,474,412

**BUILD  
THE  
BUDGET**

\*Includes Common Council, Clerk's Office, Mayor's Office, Finance, Human Resources, Legal, Innovation & Technology, and Engineering

34



# Streets

	2020 Budget	2021 Budget	2022 Proposed Budget	% Change YOY
<b>Baseline Spending</b>	<b>8,161,137</b>	<b>8,392,652</b>	<b>8,840,252</b>	<b>5.3%</b>
<b>Streets</b>	<b>6,606,412</b>	<b>6,806,832</b>	<b>7,372,716</b>	<b>8.3%</b>
Salaries & Wages	2,820,620	2,889,267	3,170,957	9.7%
Fringe Benefits	1,189,808	1,194,368	1,348,389	12.9%
Education & Training	15,000	15,000	10,000	-33.3%
Other Services & Charges	7,984	12,770	5,760	-54.9%
Printing & Advertising	5,240	2,750	2,750	0.0%
Supplies	2,503,560	2,639,446	2,778,004	5.2%
Travel	15,000	5,000	5,000	0.0%
Utilities	49,200	48,231	51,856	7.5%
<b>Street Signals &amp; Lighting</b>	<b>1,554,725</b>	<b>1,585,820</b>	<b>1,467,536</b>	<b>-7.5%</b>

**Salaries**

- Only change in full-time personnel is to move Signal Tech I to Signal Tech II (\$39,957 → \$41,725)
- Other increase in personnel costs due to addition of two part-time General Laborers (~\$50,000), increase in overtime budget (\$115,000), and increase in standby pay (\$148,000).

**Supplies**

- Increase due to an increase in gasoline and street material cost.

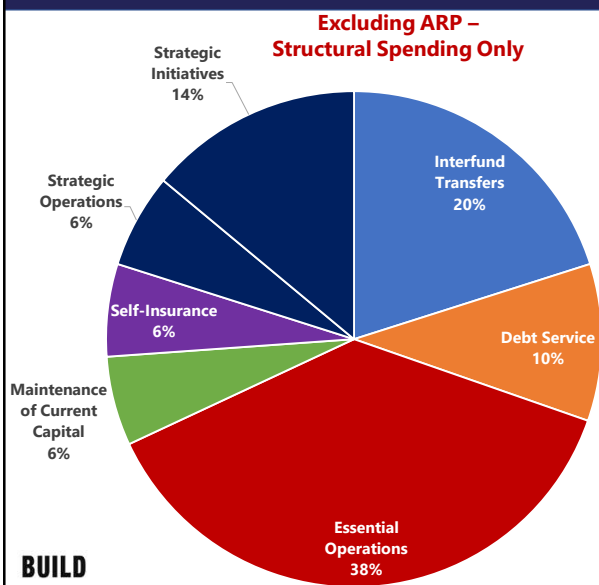
**Street Signals/Lighting**

- Decrease due to lower rate through AEP.

**BUILD THE BUDGET**

Note that this is the internal paving/crack sealing. Outsourced paving and Curb & Sidewalk program will be discussed in the strategic spending session.

35



	2021 Adopted	2022 Proposed
<b>Interfund Transfers</b>	\$ 69,718,939	\$ 76,503,735
<b>Debt Service</b>	34,579,042	39,216,065
<b>Essential Services</b>		
Administration*	16,633,079	17,724,869
Building Dept	1,200,701	1,333,300
Parks	6,720,620	6,964,919
Fire/EMS	33,093,541	33,959,993
Police	36,031,403	37,690,823
PSAP	2,849,226	3,393,763
Solid Waste	3,290,449	3,668,363
Streets - Baseline Only	8,392,652	8,840,252
Wastewater Operations	17,185,277	17,470,315
Water Operations	13,391,098	13,474,412

**BUILD THE BUDGET**

\*Includes Common Council, Clerk's Office, Mayor's Office, Finance, Human Resources, Legal, Innovation & Technology, and Engineering

36



# Utilities

<u>Fund</u>	<u>Fund Description</u>	<u>12/31/2021</u> <u>Cash</u>	<u>2022</u> <u>Revenues</u>	<u>2022</u> <u>Expenses</u>	<u>Surplus /</u> <u>Deficit</u>	<u>12/31/2022</u> <u>Cash</u>
620	Water Works Operations	3,411,853	21,485,399	23,119,095	(1,633,696)	1,778,157
622	Water Works Capital	5,030,479	4,199,173	8,987,000	(4,787,827)	242,652
640	Sewer Repair Insurance	1,866,258	675,536	751,255	(75,719)	1,790,539
641	Sewage Works Operations	3,672,477	38,902,767	41,586,608	(2,683,841)	988,636
642	Sewage Works Capital	6,792,830	4,033,191	10,693,000	(6,659,809)	133,021
		<b>20,773,897</b>	<b>69,296,066</b>	<b>85,136,958</b>	<b>(15,840,892)</b>	<b>4,933,005</b>

**Notes:**

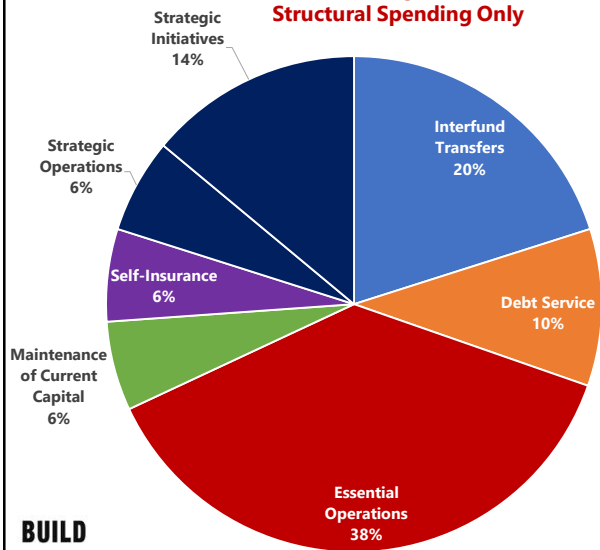
- Capital Projects are likely to take place over several years, despite being budgeted all in 2022.
  - We will discuss planned capital projects during strategic initiatives discussion
- These numbers do not include planned bonds for both water and sewer.
- Three position changes for Water Works:
  - Distribution Quality Assurance Technician (\$44,488) → Water Quality Specialist (\$62,363)
  - Meter Serviceman IV (\$38,813) → Manager – Cross Connection and Water Loss (\$69,765)
  - System Specialist III (\$63,126) → System Specialist IV (\$71,931)

**BUILD  
THE  
BUDGET**

37



**Excluding ARP –  
Structural Spending Only**



	<u>2021</u> <u>Adopted</u>	<u>2022</u> <u>Proposed</u>
<b>Interfund Transfers</b>	\$ 69,718,939	\$ 76,503,735
<b>Debt Service</b>	34,579,042	39,216,065
<b>Essential Services</b>		
Administration*	16,633,079	17,724,869
Building Dept	1,200,701	1,333,300
Parks	6,720,620	6,964,919
Fire/EMS	33,093,541	33,959,993
Police	36,031,403	37,690,823
PSAP	2,849,226	3,393,763
Solid Waste	3,290,449	3,668,363
Streets – Baseline Only	8,392,652	8,840,252
Wastewater Operations	17,185,277	17,470,315
Water Operations	13,391,098	13,474,412
<b>Maintenance of Current Capital</b>		
Fleet & Building Maintenance	18,411,107	19,629,652
Property Maintenance	233,000	583,466
Fleet Replacement	3,055,500	2,030,000

**BUILD  
THE  
BUDGET**

\*Includes Common Council, Clerk’s Office, Mayor’s Office, Finance, Human Resources, Legal, Innovation & Technology, and Engineering

38



# Fleet & Building Maintenance

	2020 Budget	2021 Budget	2022 Proposed Budget	% Change YOY
<b>Baseline Spending</b>				
<b>Fleet &amp; Building Maintenance</b>	<b>17,632,057</b>	<b>18,411,107</b>	<b>19,629,652</b>	<b>6.6%</b>
Central Services	8,100,963	8,149,993	7,944,919	-2.5%
Mayor's Office	100	150	300	100.0%
General City	765,371	763,371	611,100	-19.9%
Police	1,042,027	980,199	980,199	0.0%
Fire	1,343,600	1,568,600	1,468,600	-6.4%
Public Works	4,634,568	5,182,701	5,114,300	-1.3%
Venues Parks & Arts	1,558,278	1,579,043	3,336,734	111.3%
Community Investment	187,150	187,050	173,500	-7.2%

**Central Services**

- No changes in operations.
- Assume 0% increase for Teamsters
- Decrease in supplies costs for vehicle repairs, based on 3-year historical average.

**General City**

- This is the cost of the CAM payments for the County-City Building. It is decreasing in 2022 as the City will have fulfilled its commitment to the elevator project.

**Venues Parks & Arts**

- Increase is due to the addition of \$1,500,000 in capital spend from the PSCDA fund
- Also, the 2022 budget includes \$250,000 for the roof of the Studebaker National Museum.

**BUILD  
THE  
BUDGET**



# Property Maintenance

- Newly Tracked in 2022 – will be an ongoing topic of conversation going forward.
- The City owns over 1,000 properties; everything from vacant lots to the sites on which sit fire stations, parks, etc.
- Much of the maintenance of these properties is included in other budgets (e.g., "Park Maintenance"), but the City is working to show the cost of maintaining other sites, such as City-owned lots.
- This effort to better track costs is the first step toward designing a better system of taking care of City-owned properties across the City (mowing, snow plowing, sidewalk maintenance, etc.).

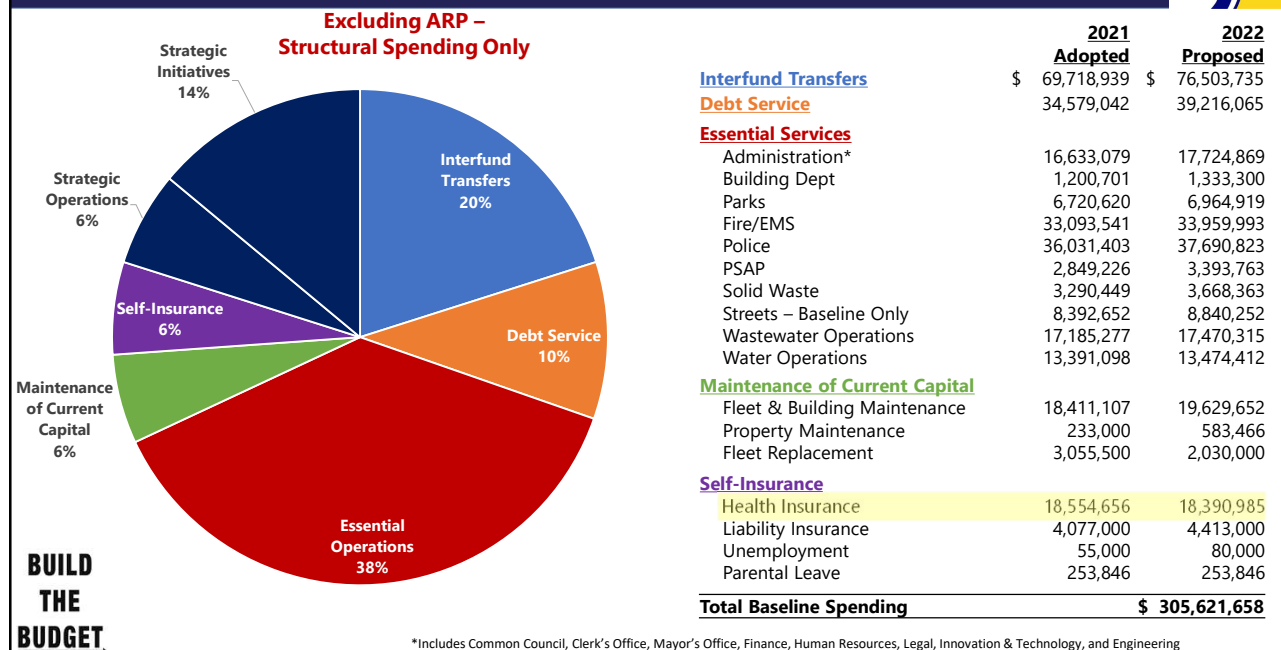
**BUILD  
THE  
BUDGET**



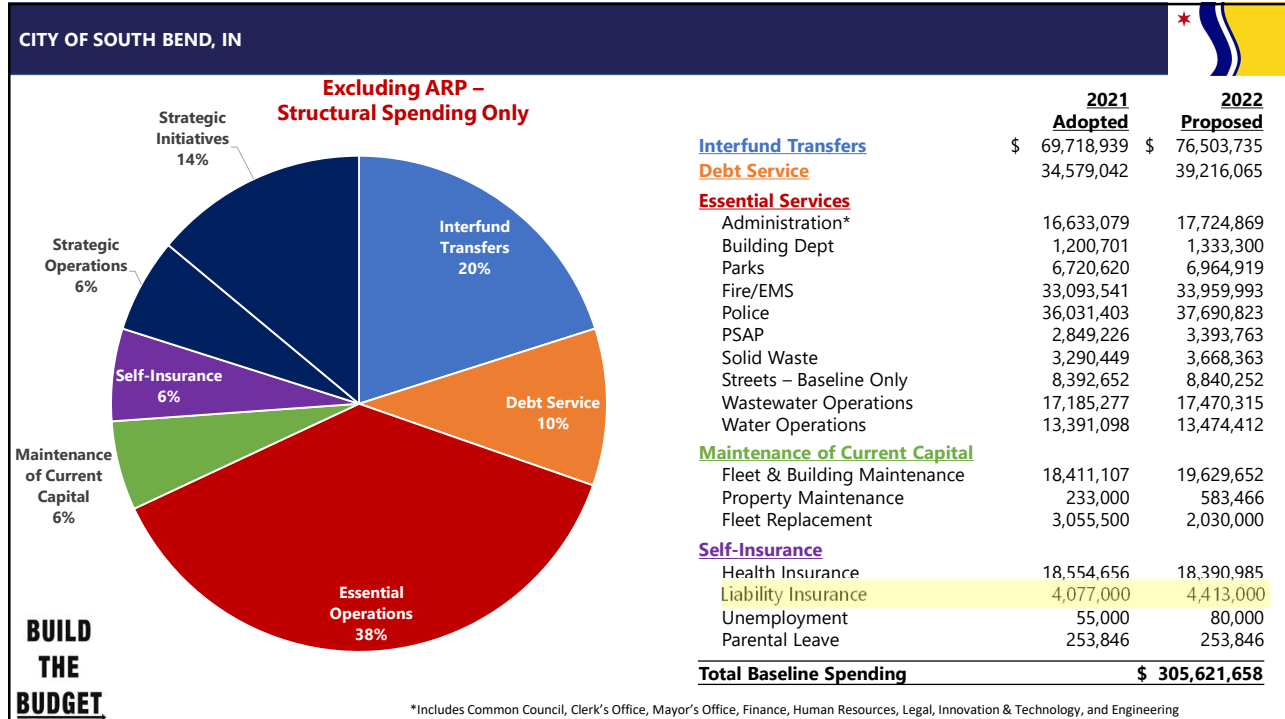
# Fleet Replacement

Central Services	Community Investment	Fire Department	Police Department
<ul style="list-style-type: none"> <li>(1) Service Truck - Sample Street Garage</li> </ul>	<ul style="list-style-type: none"> <li>(1) SBARC Truck</li> <li>(1) SBARC Van</li> <li>(1) Code - Truck 4x4</li> <li>(1) NEAT Crew - Lightning Loader</li> <li>(1) RSVP - SUV AWD</li> </ul>	<ul style="list-style-type: none"> <li>(1) Aerial Truck</li> <li>(1) Medic</li> <li>(1) Mid-Size Sedan Hybrid</li> <li>Self-Contained Breathing Apparatus</li> </ul>	<ul style="list-style-type: none"> <li>(1) Undercover Vehicle</li> <li>(34) Pursuit-Rated Dodge Durango SUV's</li> </ul>
Parks	Streets	Solid Waste	Utilities
<ul style="list-style-type: none"> <li>(1) 4x4 Pick up w/ V Blade 8"</li> <li>(1) ABI or Sandpro Equiv.</li> <li>(1) Watering Trailer</li> <li>(2) 10 person passenger vans</li> <li>(6) Zero Turn Riding Mowers</li> </ul>	<ul style="list-style-type: none"> <li>(1) Road Patcher</li> <li>(1) Tack Distributor Truck</li> <li>(2) Tandem Axle Dump Trucks</li> </ul>	<ul style="list-style-type: none"> <li>(1) ASL Dedicated CNG Unit-Mini Mac</li> <li>(3) ASL Dedicated CNG Unit</li> </ul>	<ul style="list-style-type: none"> <li>(1) Hybrid Vehicle</li> <li>(1) Mini Cargo Van w/CNG</li> <li>(1) Pickup Valve Truck</li> <li>(1) Tandem Axle Dump Truck</li> <li>(1) Trailer 20' Long for Dump Truck</li> <li>(1) Excavator</li> <li>(1) Sewer Camera Truck</li> <li>(2) Compressors</li> </ul>

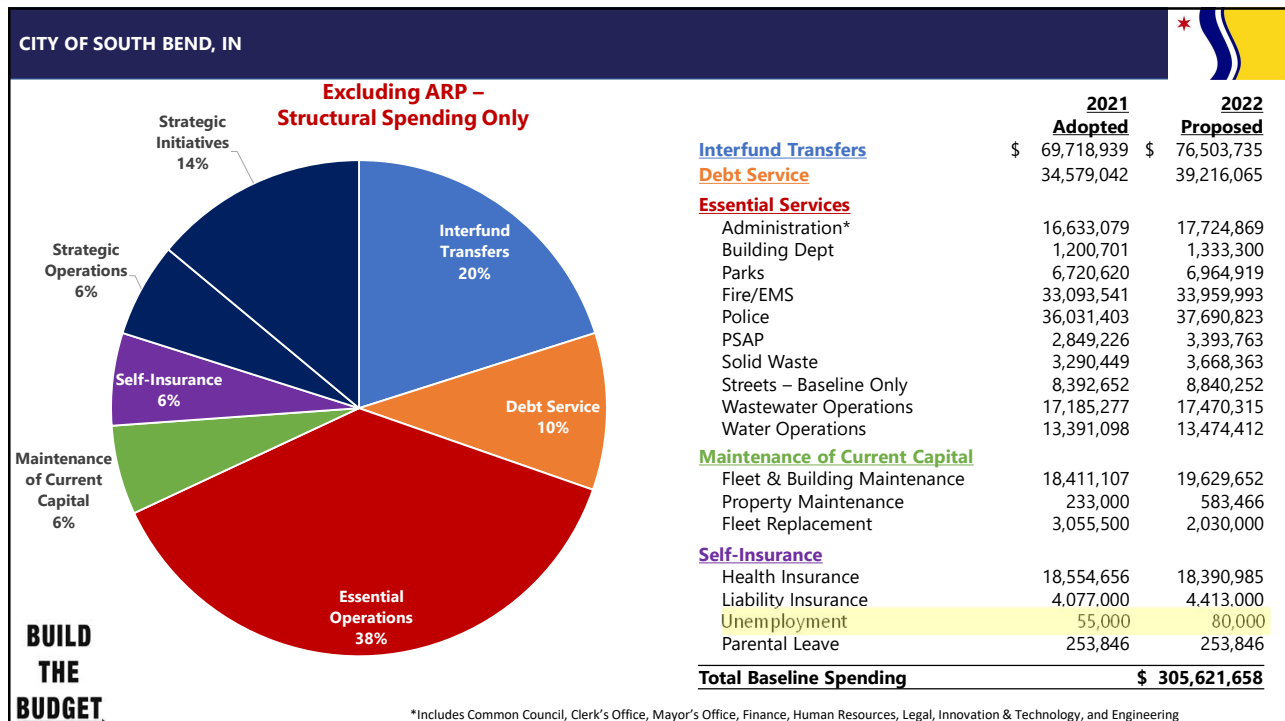
41



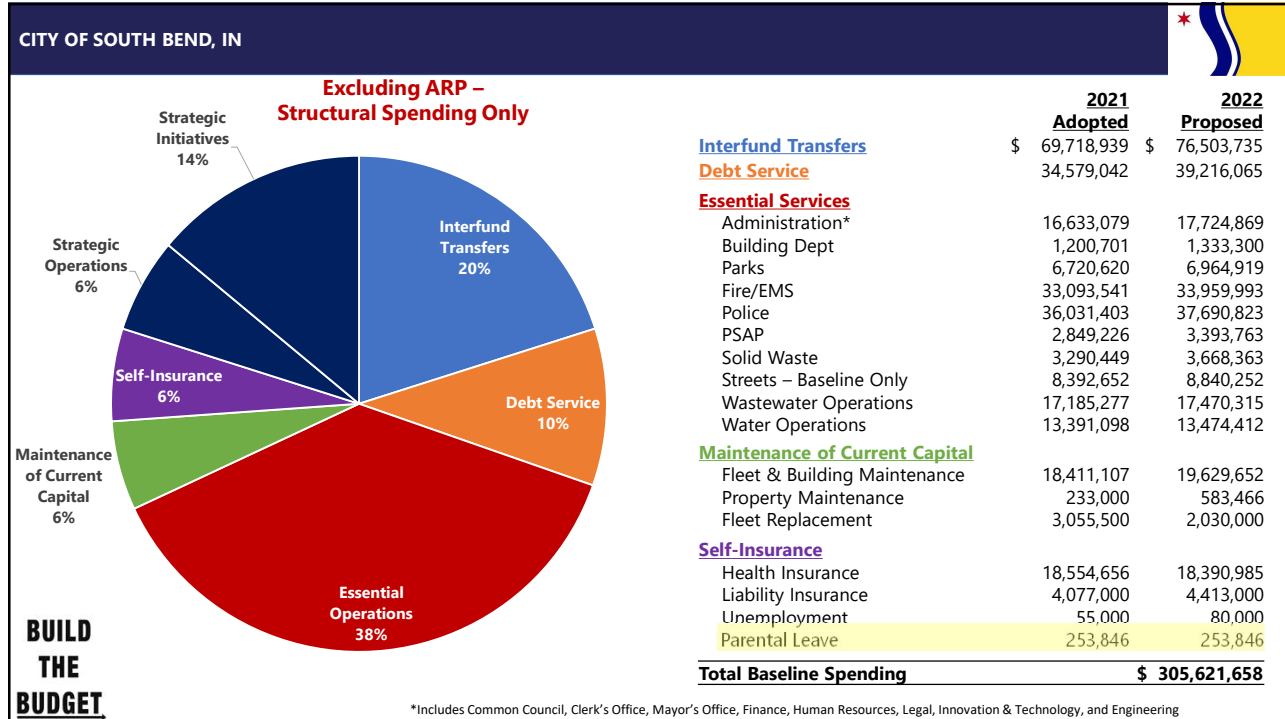
42



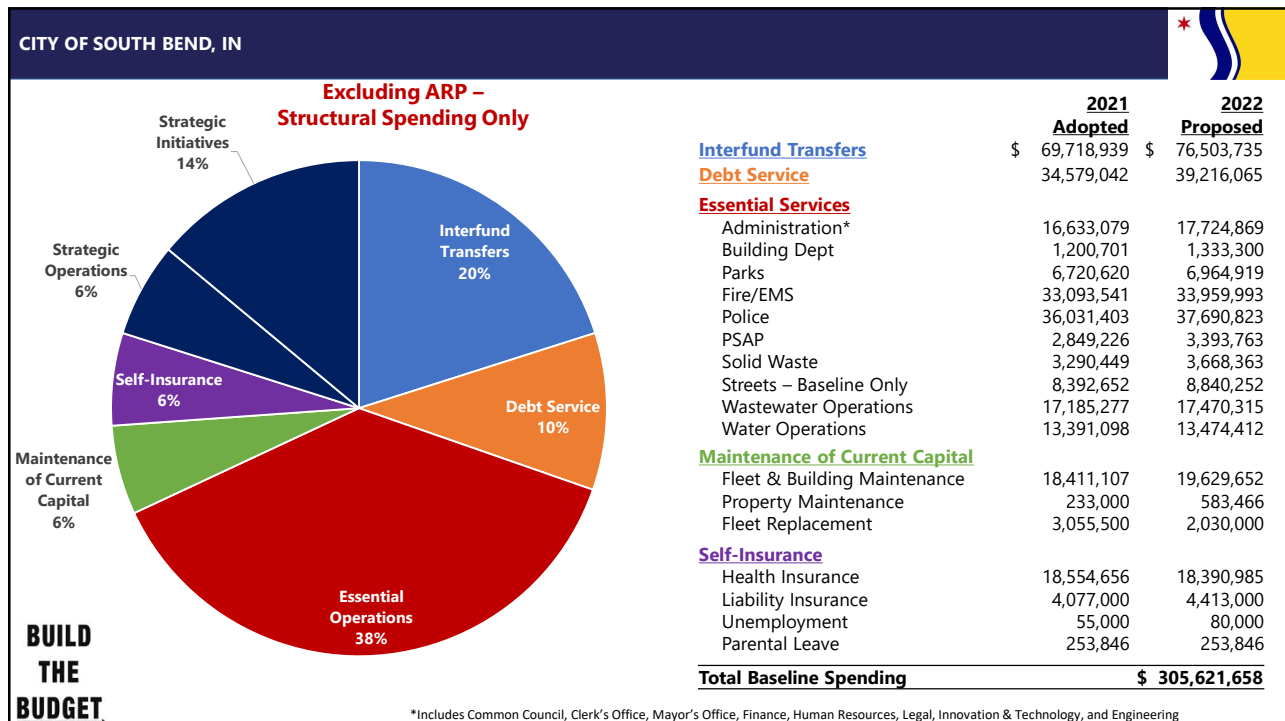
43



44



45



46





## A Note on Next Week's Budget Hearing

Date	Time	Topic
Wednesday, August 11, 2021	5:00 PM	2022 City-Wide Budget Overview
Wednesday, August 18, 2021	5:00 PM	Baseline Spending
Wednesday, August 25, 2021	5:00 PM	Council Working Session #1
Wednesday, September 1, 2021	5:00 PM	Strategic Operations
Friday, September 10, 2021	5:00 PM	Strategic Initiatives
Friday, September 17, 2021	4:00 PM	Council Working Session #2
Wednesday, September 22, 2021	5:00 PM	Transpo, Salary Ordinances, and Additional Strategic Initiatives
Monday, September 27, 2021	7:00 PM	Public Hearing on 2022 Budget (@ 7:00 pm Council Meeting)
Thursday, September 30, 2021	6:00 PM	Budget Summary and Final Questions (if needed)

**BUILD  
THE  
BUDGET.**



## 2022 BUDGET SUMMARY SHEET

### BASELINE SPENDING

	2020 Budget	2021 Budget	2022 Proposed	% Change
<b>Interfund Transfers</b>	<b>74,108,130</b>	<b>69,718,939</b>	<b>76,503,735</b>	<b>9.7%</b>
Interfund Allocations	25,806,818	25,184,206	26,394,741	4.8%
Interfund Transfers	48,301,312	44,534,733	50,108,994	12.5%
<b>Debt Service</b>	<b>33,665,369</b>	<b>34,579,042</b>	<b>39,216,065</b>	<b>13.4%</b>
Debt Service	33,665,369	34,379,770	39,016,641	13.5%
PSAP	-	199,272	199,424	0.1%
<b>Essential Operations</b>	<b>139,086,092</b>	<b>138,788,046</b>	<b>144,521,009</b>	<b>4.1%</b>
<b>Administration</b>	<b>15,164,835</b>	<b>16,633,079</b>	<b>17,724,869</b>	<b>6.6%</b>
<b>Mayor</b>	<b>843,934</b>	<b>847,917</b>	<b>901,017</b>	<b>6.3%</b>
Salaries & Wages	572,098	584,707	612,065	4.7%
Fringe Benefits	215,808	208,360	229,952	10.4%
Education & Training	1,800	1,000	1,000	0.0%
Other Services & Charges	600	500	500	0.0%
Printing & Advertising	40,928	40,500	41,500	2.5%
Professional Services	7,000	7,000	7,000	0.0%
Supplies	700	850	5,500	547.1%
Travel	5,000	5,000	3,500	-30.0%
<b>City Clerk</b>	<b>507,719</b>	<b>509,157</b>	<b>459,775</b>	<b>-9.7%</b>
<b>Common Council</b>	<b>654,076</b>	<b>638,971</b>	<b>679,697</b>	<b>6.4%</b>
<b>Engineering</b>	<b>2,695,871</b>	<b>2,699,642</b>	<b>2,923,641</b>	<b>8.3%</b>
Salaries & Wages	1,841,018	1,816,881	1,932,916	6.4%
Fringe Benefits	617,268	645,176	738,140	14.4%
Education & Training	21,000	21,000	21,000	0.0%
Other Services & Charges	21,300	21,300	36,300	70.4%
Printing & Advertising	8,535	8,535	8,535	0.0%
Professional Services	150,000	150,000	150,000	0.0%
Supplies	21,500	21,500	21,500	0.0%
Travel	15,250	15,250	15,250	0.0%
<b>Finance</b>	<b>2,210,744</b>	<b>2,336,410</b>	<b>2,603,851</b>	<b>11.4%</b>
Salaries & Wages	1,349,985	1,445,027	1,475,146	2.1%
Fringe Benefits	496,175	540,798	577,620	6.8%
Education & Training	5,760	5,760	5,760	0.0%
Grants & Subsidies	43,000	43,000	43,000	0.0%
Other Services & Charges	222,405	222,405	236,405	6.3%
Printing & Advertising	1,999	2,000	2,000	0.0%
Professional Services	69,000	55,000	241,500	339.1%



	2020 Budget	2021 Budget	2022 Proposed	% Change
Supplies	16,420	16,420	16,420	0.0%
Travel	6,000	6,000	6,000	0.0%
<b>Human Resources</b>	<b>727,836</b>	<b>679,266</b>	<b>829,445</b>	<b>22.1%</b>
Salaries & Wages	479,137	446,303	530,597	18.9%
Fringe Benefits	189,039	170,653	214,838	25.9%
Education & Training	23,200	33,200	52,700	58.7%
Other Services & Charges	9,700	6,300	7,000	11.1%
Printing & Advertising	7,060	7,060	7,060	0.0%
Supplies	13,700	9,750	11,250	15.4%
Travel	6,000	6,000	6,000	0.0%
<b>Innovation &amp; Technology</b>	<b>6,052,285</b>	<b>7,523,689</b>	<b>7,798,045</b>	<b>3.6%</b>
Salaries & Wages	1,589,328	1,603,212	1,695,538	5.8%
Fringe Benefits	593,151	596,138	675,291	13.3%
Education & Training	45,900	45,900	45,900	0.0%
Other Services & Charges	386,824	292,024	192,024	-34.2%
Professional Services	615,700	705,800	740,500	4.9%
Repairs & Maintenance	2,639,472	3,843,305	4,238,382	10.3%
Supplies	163,350	418,750	191,850	-54.2%
Travel	18,560	18,560	18,560	0.0%
<b>Legal Dept</b>	<b>1,472,370</b>	<b>1,398,027</b>	<b>1,529,398</b>	<b>9.4%</b>
Salaries & Wages	1,027,727	996,152	1,085,337	9.0%
Fringe Benefits	350,732	345,475	385,011	11.4%
Education & Training	12,000	11,000	12,000	9.1%
Other Services & Charges	20,105	18,800	19,500	3.7%
Printing & Advertising	706	500	1,000	100.0%
Professional Services	52,550	17,550	17,550	0.0%
Supplies	3,550	3,550	3,500	-1.4%
Travel	5,000	5,000	5,500	10.0%
<b>Building Dept</b>	<b>1,278,742</b>	<b>1,200,701</b>	<b>1,333,300</b>	<b>11.0%</b>
Salaries & Wages	874,667	828,457	863,102	4.2%
Fringe Benefits	339,734	316,605	390,827	23.4%
Education & Training	3,500	3,500	6,000	71.4%
Other Services & Charges	20,572	17,015	35,310	107.5%
Printing & Advertising	4,693	4,763	4,200	-11.8%
Professional Services	10,000	8,000	8,000	0.0%
Supplies	19,576	16,361	19,861	21.4%
Travel	6,000	6,000	6,000	0.0%
<b>Parks</b>	<b>7,160,153</b>	<b>6,720,620</b>	<b>6,964,919</b>	<b>3.6%</b>
<b>Park Administration</b>	<b>689,891</b>	<b>645,699</b>	<b>602,536</b>	<b>-6.7%</b>
Salaries & Wages	464,561	437,260	412,381	-5.7%
Fringe Benefits	174,780	157,889	151,605	-4.0%
Education & Training	1,425	1,425	1,425	0.0%



	2020 Budget	2021 Budget	2022 Proposed	% Change
Other Services & Charges	30,375	30,375	18,375	-39.5%
Printing & Advertising	1,000	1,000	1,000	0.0%
Professional Services	1,000	1,000	1,000	0.0%
Supplies	12,000	12,000	12,000	0.0%
Travel	4,750	4,750	4,750	0.0%
<b>Park Maintenance</b>	<b>6,409,895</b>	<b>6,034,554</b>	<b>6,322,016</b>	<b>4.8%</b>
Salaries & Wages	2,776,340	2,634,495	2,636,806	0.1%
Fringe Benefits	1,074,528	1,043,830	1,088,430	4.3%
Education & Training	20,075	11,000	11,000	0.0%
Other Services & Charges	1,409,626	971,414	1,105,752	13.8%
Printing & Advertising	1,733	4,000	4,000	0.0%
Professional Services	-	200,000	200,000	0.0%
Supplies	547,713	589,935	590,067	0.0%
Travel	2,250	2,250	2,250	0.0%
Utilities	577,630	577,630	683,711	18.4%
<b>Potawatomi Greenhouse</b>	<b>40,367</b>	<b>40,367</b>	<b>40,367</b>	<b>0.0%</b>
<b>Fire/EMS</b>	<b>33,012,975</b>	<b>33,093,541</b>	<b>33,959,993</b>	<b>2.6%</b>
<b>Fire / EMS</b>	<b>28,213,664</b>	<b>28,597,282</b>	<b>29,376,105</b>	<b>2.7%</b>
Salaries & Wages	19,632,831	19,927,087	20,146,515	1.1%
Fringe Benefits	6,786,006	6,764,080	7,336,298	8.5%
Education & Training	106,000	86,000	86,000	0.0%
Other Services & Charges	58,500	58,500	58,500	0.0%
Printing & Advertising	35,714	35,714	35,714	0.0%
Professional Services	304,610	284,610	284,610	0.0%
Supplies	936,837	1,032,791	1,044,968	1.2%
Travel	35,500	35,500	35,500	0.0%
Utilities	317,666	373,000	348,000	-6.7%
<b>Fire Pension</b>	<b>4,799,311</b>	<b>4,496,259</b>	<b>4,583,888</b>	<b>1.9%</b>
Salaries & Wages	4,791,361	4,488,409	4,576,038	2.0%
Other Services & Charges	1,400	1,400	1,400	0.0%
Professional Services	6,100	6,000	6,000	0.0%
Supplies	100	100	100	0.0%
Travel	350	350	350	0.0%
<b>Police</b>	<b>36,966,755</b>	<b>36,031,403</b>	<b>37,690,823</b>	<b>4.6%</b>
<b>Police</b>	<b>30,127,076</b>	<b>29,324,922</b>	<b>30,959,776</b>	<b>5.6%</b>
Salaries & Wages	20,659,368	20,127,429	21,203,348	5.3%
Fringe Benefits	6,905,958	6,705,996	7,595,931	13.3%
Other Services & Charges	303,428	272,158	251,158	-7.7%
Printing & Advertising	24,721	24,721	24,721	0.0%
Professional Services	575,000	710,000	420,000	-40.8%
Supplies	1,483,943	1,309,960	1,289,960	-1.5%



	2020 Budget	2021 Budget	2022 Proposed	% Change
Travel	250	250	250	0.0%
Utilities	174,408	174,408	174,408	0.0%
<b>Crime Lab</b>	<b>601,991</b>	<b>648,741</b>	<b>673,307</b>	<b>3.8%</b>
Salaries & Wages	424,616	463,759	472,462	1.9%
Fringe Benefits	160,375	167,982	183,845	9.4%
Supplies	17,000	17,000	17,000	0.0%
<b>Police Pension</b>	<b>6,237,688</b>	<b>6,057,740</b>	<b>6,057,740</b>	<b>0.0%</b>
Salaries & Wages	6,229,288	6,049,340	6,049,340	0.0%
Education & Training	500	500	500	0.0%
Other Services & Charges	1,400	1,400	1,400	0.0%
Professional Services	6,500	6,500	6,500	0.0%
<b>PSAP</b>	<b>2,799,865</b>	<b>2,849,226</b>	<b>3,393,763</b>	<b>19.1%</b>
<b>Solid Waste</b>	<b>3,146,387</b>	<b>3,290,449</b>	<b>3,668,363</b>	<b>11.5%</b>
Salaries & Wages	1,132,274	1,146,617	1,294,080	12.9%
Fringe Benefits	518,320	521,476	621,913	19.3%
Education & Training	20,000	20,000	20,000	0.0%
Other Services & Charges	1,036,700	1,114,933	1,269,157	13.8%
Printing & Advertising	5,193	5,193	5,193	0.0%
Supplies	424,000	472,330	448,120	-5.1%
Travel	9,900	9,900	9,900	0.0%
<b>Streets</b>	<b>8,161,137</b>	<b>8,392,652</b>	<b>8,840,252</b>	<b>5.3%</b>
<b>Streets</b>	<b>6,606,412</b>	<b>6,806,832</b>	<b>7,372,716</b>	<b>8.3%</b>
Salaries & Wages	2,820,620	2,889,267	3,170,957	9.7%
Fringe Benefits	1,189,808	1,194,368	1,348,389	12.9%
Education & Training	15,000	15,000	10,000	-33.3%
Other Services & Charges	7,984	12,770	5,760	-54.9%
Printing & Advertising	5,240	2,750	2,750	0.0%
Supplies	2,503,560	2,639,446	2,778,004	5.2%
Travel	15,000	5,000	5,000	0.0%
Utilities	49,200	48,231	51,856	7.5%
<b>Street Signals &amp; Lighting</b>	<b>1,554,725</b>	<b>1,585,820</b>	<b>1,467,536</b>	<b>-7.5%</b>
<b>Wastewater</b>	<b>17,725,823</b>	<b>17,185,277</b>	<b>17,470,315</b>	<b>1.7%</b>
<b>Organic Resources</b>	<b>754,722</b>	<b>746,636</b>	<b>787,402</b>	<b>5.5%</b>
Salaries & Wages	320,662	322,988	325,018	0.6%
Fringe Benefits	108,682	109,209	151,526	38.7%
Education & Training	2,500	2,500	2,500	0.0%
Other Services & Charges	203,500	204,800	205,500	0.3%
Printing & Advertising	300	300	300	0.0%
Supplies	103,778	91,539	86,858	-5.1%
Travel	3,000	3,000	3,000	0.0%



	2020 Budget	2021 Budget	2022 Proposed	% Change
Utilities	12,300	12,300	12,700	3.3%
<b>Sewers</b>	<b>5,562,327</b>	<b>5,165,465</b>	<b>5,384,916</b>	<b>4.2%</b>
Salaries & Wages	2,285,087	2,366,286	2,470,398	4.4%
Fringe Benefits	957,635	974,821	1,073,955	10.2%
Education & Training	15,000	15,000	10,000	-33.3%
Other Services & Charges	1,282,727	991,705	974,955	-1.7%
Printing & Advertising	6,912	6,912	2,600	-56.0%
Supplies	957,406	752,881	796,152	5.7%
Travel	15,000	15,000	5,000	-66.7%
Utilities	42,560	42,860	51,856	21.0%
<b>Wastewater</b>	<b>11,408,774</b>	<b>11,273,176</b>	<b>11,297,997</b>	<b>0.2%</b>
Salaries & Wages	2,672,027	2,686,244	2,718,919	1.2%
Fringe Benefits	1,024,007	1,027,344	1,172,599	14.1%
Education & Training	24,000	24,000	24,000	0.0%
Other Services & Charges	182,400	181,200	193,200	6.6%
PILOT	4,592,349	4,543,120	4,465,686	-1.7%
Printing & Advertising	4,199	4,199	4,199	0.0%
Professional Services	450,000	350,000	210,000	-40.0%
Supplies	1,169,792	1,169,069	1,221,394	4.5%
Travel	30,000	30,000	30,000	0.0%
Utilities	1,260,000	1,258,000	1,258,000	0.0%
<b>Water</b>	<b>13,669,420</b>	<b>13,391,098</b>	<b>13,474,412</b>	<b>0.6%</b>
Salaries & Wages	3,665,888	3,694,444	3,837,110	3.9%
Fringe Benefits	1,526,296	1,532,758	1,748,350	14.1%
Education & Training	30,175	32,675	32,675	0.0%
Other Services & Charges	3,383,350	3,539,879	3,179,422	-10.2%
PILOT	1,629,442	1,611,201	1,613,639	0.2%
Printing & Advertising	10,359	10,359	10,359	0.0%
Professional Services	774,500	676,560	656,560	-3.0%
Repairs & Maintenance	115,000	20,000	20,000	0.0%
Supplies	1,681,960	1,430,772	1,531,847	7.1%
Travel	18,750	18,750	18,750	0.0%
Utilities	833,700	823,700	825,700	0.2%
<b>Maintenance of Current Capital</b>	<b>24,526,433</b>	<b>21,699,607</b>	<b>22,243,118</b>	<b>2.5%</b>
<b>Fleet &amp; Building Maintenance</b>	<b>17,632,057</b>	<b>18,411,107</b>	<b>19,629,652</b>	<b>6.6%</b>
<b>Central Services</b>	<b>8,100,963</b>	<b>8,149,993</b>	<b>7,944,919</b>	<b>-2.5%</b>
Salaries & Wages	2,092,572	2,079,577	2,084,968	0.3%
Fringe Benefits	894,766	892,827	970,193	8.7%
Education & Training	20,050	12,050	12,050	0.0%
Other Services & Charges	17,405	16,950	16,850	-0.6%
Printing & Advertising	7,768	4,642	4,650	0.2%
Professional Services	13,000	8,500	8,500	0.0%



	2020 Budget	2021 Budget	2022 Proposed	% Change
Repairs & Maintenance	117,400	76,900	186,900	143.0%
Supplies	4,870,798	4,923,729	4,594,490	-6.7%
Travel	4,000	1,850	1,850	0.0%
Utilities	63,204	64,468	64,468	0.0%
Capital	-	68,500	-	-100%
<b>Mayor's Office</b>	<b>100</b>	<b>150</b>	<b>300</b>	<b>100.0%</b>
<b>General City</b>	<b>765,371</b>	<b>763,371</b>	<b>611,100</b>	<b>-19.9%</b>
<b>Police</b>	<b>1,042,027</b>	<b>980,199</b>	<b>980,199</b>	<b>0.0%</b>
<b>Fire</b>	<b>1,343,600</b>	<b>1,568,600</b>	<b>1,468,600</b>	<b>-6.4%</b>
<b>Public Works</b>	<b>4,634,568</b>	<b>5,182,701</b>	<b>5,114,300</b>	<b>-1.3%</b>
<b>Venues Parks &amp; Arts</b>	<b>1,558,278</b>	<b>1,579,043</b>	<b>3,336,734</b>	<b>111.3%</b>
<b>Community Investment</b>	<b>187,150</b>	<b>187,050</b>	<b>173,500</b>	<b>-7.2%</b>
<b>Property Maintenance</b>	<b>242,000</b>	<b>233,000</b>	<b>583,466</b>	<b>150.4%</b>
<b>Fleet Replacement</b>	<b>6,652,376</b>	<b>3,055,500</b>	<b>2,030,000</b>	<b>-33.6%</b>
<b>Self-Insurance</b>	<b>22,551,488</b>	<b>22,940,502</b>	<b>23,137,831</b>	<b>0.9%</b>
<b>Health Insurance</b>	<b>18,482,713</b>	<b>18,554,656</b>	<b>18,390,985</b>	<b>-0.9%</b>
<b>Liability Insurance</b>	<b>3,759,929</b>	<b>4,077,000</b>	<b>4,413,000</b>	<b>8.2%</b>
Police Take-Home Vehicle	50,000	50,000	50,000	0.0%
Business Insurance	815,000	895,000	1,230,000	37.4%
Liability Coverage	1,865,929	1,865,000	1,865,000	0.0%
Worker's Compensation	1,029,000	1,267,000	1,268,000	0.1%
<b>Unemployment</b>	<b>55,000</b>	<b>55,000</b>	<b>80,000</b>	<b>45.5%</b>
<b>Parental Leave</b>	<b>253,846</b>	<b>253,846</b>	<b>253,846</b>	<b>0.0%</b>
<b>Grand Total</b>	<b>293,937,512</b>	<b>287,726,136</b>	<b>305,621,758</b>	<b>6.2%</b>



## Personnel Summary – Baseline Spending ONLY

Department / Division	2021 FTEs	2022 FTEs
<b>Mayor's Office</b>	<b>8</b>	<b>8</b>
Mayor	8	8
<b>City Clerk</b>	<b>5</b>	<b>4</b>
City Clerk	5	4
<b>Common Council</b>	<b>9</b>	<b>9</b>
Common Council	9	9
<b>Administration &amp; Finance</b>	<b>67</b>	<b>67</b>
Central Services	38	38
Controller's Office	22	21
Human Resources	7	8
<b>Legal Department</b>	<b>12</b>	<b>12</b>
Legal Department	12	12
<b>Public Works</b>	<b>266</b>	<b>268</b>
Engineering	24	25
Solid Waste	24	25
Streets & Sewers	100	100
Water Works	68	68
Sewage Works	50	50
<b>Innovation &amp; Technology</b>	<b>23</b>	<b>24</b>
Information Technology	23	24
<b>Police Department</b>	<b>283</b>	<b>283</b>
Police Department	283	283
<b>Fire Department</b>	<b>269</b>	<b>269</b>
Fire Department	265	265
Emergency Medical Service	4	4
<b>Dept of Community Investment</b>	<b>16</b>	<b>16</b>
Building Department	16	16
<b>Venues, Parks &amp; Arts</b>	<b>52</b>	<b>48</b>
Park Administration	6	5
Park Maintenance	46	43
<b>Grand Total</b>	<b>1,010</b>	<b>1,008</b>





Fund	Dept	Division	Status	Position	Notes	Change?	2021 FTEs	2022 FTEs	Increase/Decrease	Salary Cap 2021	Salary Cap 2022	% Change
101	Mayor's Office	Mayor	Non-bargaining	Administrative Assistant II			1	1	-	43,539	44,410	2.00%
101	Mayor's Office	Mayor	Non-bargaining	Chief of Staff to the Mayor			1	1	-	98,796	100,772	2.00%
101	Mayor's Office	Mayor	Non-bargaining	Deputy Chief of Staff to the Mayor			1	1	-	76,641	78,174	2.00%
101	Mayor's Office	Mayor	Non-bargaining	Director of Communications			1	1	-	68,563	69,934	2.00%
101	Mayor's Office	Mayor	Non-bargaining	Director of Community Outreach			1	1	-	67,219	68,563	2.00%
101	Mayor's Office	Mayor	Non-bargaining	Executive Asst & Director of Special Projects			1	1	-	56,525	57,656	2.00%
101	Mayor's Office	Mayor	Non-bargaining	Mayor			1	1	-	113,442	115,711	2.00%
101	Mayor's Office	Mayor	Non-bargaining	Project Manager			1	1	-	56,711	57,845	2.00%
101	City Clerk	City Clerk	Non-bargaining	Executive Assistant to the City Clerk			1	1	-	50,000	51,000	2.00%
101	City Clerk	City Clerk	Non-bargaining	Chief Deputy City Clerk			1	1	-	68,000	69,360	2.00%
101	City Clerk	City Clerk	Non-bargaining	City Clerk			1	1	-	73,985	75,465	2.00%
101	City Clerk	City Clerk	Non-bargaining	Deputy City Clerk			1	1	-	53,711	54,785	2.00%
101	City Clerk	City Clerk	Non-bargaining	Ordinance Violations Bureau Clerk	2022: Move Ordinance Violations Bureau Clerk to Controller's	Move	1	-	-1	50,000	51,000	2.00%
101	Common Council	Common Council	Non-bargaining	1st District Council Member			1	1	-	20,256	20,661	2.00%
101	Common Council	Common Council	Non-bargaining	2nd District Council Member			1	1	-	20,256	20,661	2.00%
101	Common Council	Common Council	Non-bargaining	3rd District Council Member			1	1	-	20,256	20,661	2.00%
101	Common Council	Common Council	Non-bargaining	4th District Council Member			1	1	-	20,256	20,661	2.00%
101	Common Council	Common Council	Non-bargaining	5th District Council Member			1	1	-	20,256	20,661	2.00%
101	Common Council	Common Council	Non-bargaining	6th District Council Member			1	1	-	20,256	20,661	2.00%
101	Common Council	Common Council	Non-bargaining	Council Member at Large			1	1	-	20,256	20,661	2.00%
101	Common Council	Common Council	Non-bargaining	Council Member at Large			1	1	-	20,256	20,661	2.00%
101	Common Council	Common Council	Non-bargaining	Council Member at Large			1	1	-	20,256	20,661	2.00%
101	Administration & Finance	Controller's Office	Non-bargaining	Administrative Assistant I	2022: Move 1 FTE to Human Resources	Move	1	-	-1	42,289	43,135	2.00%
101	Administration & Finance	Controller's Office	Non-bargaining	City Controller			1	1	-	124,715	127,209	2.00%
101	Administration & Finance	Controller's Office	Non-bargaining	Deputy City Controller			1	1	-	101,658	103,691	2.00%
101	Administration & Finance	Controller's Office	Non-bargaining	Director of Finance - Utilities	2022: Move 1 FTE to Director of City Finance	Move	1	-	-1	69,451	N/A	-100.00%
101	Administration & Finance	Controller's Office	Non-bargaining	Director of Department Finance - Public Works		Raise <= 2%	1	1	-	69,451	76,637	10.35%
101	Administration & Finance	Controller's Office	Non-bargaining	Director of Department Finance - DCI		Raise <= 2%	1	1	-	69,451	76,637	10.35%
101	Administration & Finance	Controller's Office	Non-bargaining	Director of Department Finance - Venues		Raise <= 2%	1	1	-	69,451	76,637	10.35%
101	Administration & Finance	Controller's Office	Non-bargaining	Director of Department Finance - VPA		Raise <= 2%	1	1	-	69,451	76,637	10.35%
101	Administration & Finance	Controller's Office	Non-bargaining	Director of Department Finance - Public Safety		Raise <= 2%	1	1	-	69,451	76,637	10.35%
101	Administration & Finance	Controller's Office	Non-bargaining	Director of Department Finance - Water Works	2022: ELIMINATE 1 FTE	Subtract	1	-	-1	69,451	N/A	-100.00%
101	Administration & Finance	Controller's Office	Non-bargaining	Director of Department Finance - Admin		Raise <= 2%	1	1	-	69,451	76,637	10.35%
101	Administration & Finance	Controller's Office	Non-bargaining	Director of Accounting & Budget		Raise <= 2%	1	1	-	77,914	85,152	9.29%
101	Administration & Finance	Controller's Office	Non-bargaining	Director of City Finance	2022: Move 1 FTE from Dir. of Finance - Utilities	Move	1	1	1	N/A	85,152	100.00%
101	Administration & Finance	Controller's Office	Non-bargaining	Director of Purchasing			1	1	-	83,482	85,152	2.00%
101	Administration & Finance	Controller's Office	Non-bargaining	Director of Treasury		Raise <= 2%	1	1	-	79,473	85,152	7.15%
101	Administration & Finance	Controller's Office	Non-bargaining	Financial Specialist IV			3	3	-	50,414	51,422	2.00%
101	Administration & Finance	Controller's Office	Non-bargaining	Inventory Control Technician II			1	1	-	39,171	39,954	2.00%
101	Administration & Finance	Controller's Office	Non-bargaining	Ordinance Violations Bureau Clerk	2022: Move 1 FTE from the Clerk's Office	Move	-	1	1	50,000	51,000	2.00%
101	Administration & Finance	Controller's Office	Non-bargaining	Senior Purchasing Agent			1	1	-	52,176	53,220	2.00%
101	Administration & Finance	Controller's Office	Non-bargaining	Senior Purchasing Agent			1	1	-	52,176	53,220	2.00%
101	Administration & Finance	Controller's Office	Non-bargaining	Supervisor - Accounts Payable		Raise <= 2%	1	1	-	51,180	54,763	7.00%
101	Administration & Finance	Controller's Office	Non-bargaining	Supervisor - Payroll			1	1	-	56,268	57,393	2.00%
101	Administration & Finance	Human Resources	Non-bargaining	Administrative Assistant II			1	1	-	43,539	44,410	2.00%
101	Administration & Finance	Human Resources	Non-bargaining	Deputy Director of Human Resources		Raise <= 2%	1	1	-	79,830	89,000	11.49%
101	Administration & Finance	Human Resources	Non-bargaining	Director of Human Resources			1	1	-	94,017	95,897	2.00%
101	Administration & Finance	Human Resources	Non-bargaining	Human Resources Generalist - Senior (Public Safety Focus)			1	1	-	67,694	69,048	2.00%
101	Administration & Finance	Human Resources	Non-bargaining	Human Resources Generalist/Benefits Coordinator	2022: Move 1 FTE to Human Resources Specialist IV   moved	Move	1	-	-1	43,427	44,296	2.00%
101	Administration & Finance	Human Resources	Non-bargaining	Human Resources Specialist III	2022: Move 1 FTE from Controller's Office	Move	-	1	1	N/A	48,500	100.00%
101	Administration & Finance	Human Resources	Non-bargaining	Human Resources Specialist IV	2022: Move 1 FTE from HR Generalist/Benefits Coordinator	Move	-	1	1	50,415	51,423	2.00%
101	Administration & Finance	Human Resources	Non-bargaining	Manager - Benefits			1	1	-	62,054	63,295	2.00%
101	Administration & Finance	Human Resources	Non-bargaining	Manager - Employee Safety			1	1	-	64,106	65,388	2.00%
101	Legal Department	Legal Department	Non-bargaining	Administrative Assistant I	2022: Move 2 FTE to Admin Assistant II	Move	2	-	-2	42,289	43,135	2.00%
101	Legal Department	Legal Department	Non-bargaining	Administrative Assistant II	2022: Move 2 FTE from Admin Assistant I	Move	-	2	2	43,539	44,410	2.00%
101	Legal Department	Legal Department	Non-bargaining	Assistant City Attorney			7	7	-	91,343	93,170	2.00%
101	Legal Department	Legal Department	Non-bargaining	Corporation Counsel			1	1	-	130,058	132,659	2.00%
101	Legal Department	Legal Department	Non-bargaining	Executive Assistant			1	1	-	57,026	58,167	2.00%
101	Legal Department	Legal Department	Non-bargaining	Paralegal			1	1	-	57,026	58,167	2.00%
101	Public Works	Engineering	Non-bargaining	Administrative Assistant I			1	1	-	42,289	43,135	2.00%
101	Public Works	Engineering	Non-bargaining	Administrative Assistant II			1	1	-	43,539	44,410	2.00%
101	Public Works	Engineering	Non-bargaining	Assistant City Engineer	2022: Move 1 FTE from Director of Redev Engineering	Move	3	4	1	87,541	89,292	2.00%
101	Public Works	Engineering	Non-bargaining	City Engineer			1	1	-	108,877	111,055	2.00%
101	Public Works	Engineering	Non-bargaining	Deputy Director of Public Works			1	1	-	101,658	103,691	2.00%
101	Public Works	Engineering	Non-bargaining	Director of CSO Project Management			1	1	-	87,136	88,879	2.00%
101	Public Works	Engineering	Non-bargaining	Director of Marketing - Public Works			1	1	-	68,563	69,934	2.00%
101	Public Works	Engineering	Non-bargaining	Director of Public Works			1	1	-	124,715	127,209	2.00%
101	Public Works	Engineering	Non-bargaining	Director of Redevelopment Engineering	2022: Move 1 FTE to Assistant City Engineer	Move	1	-	-1	103,500	105,570	2.00%
101	Public Works	Engineering	Non-bargaining	Engineer I			4	4	-	70,874	72,291	2.00%
101	Public Works	Engineering	Non-bargaining	Engineer I			1	1	-	70,874	72,291	2.00%
101	Public Works	Engineering	Non-bargaining	Engineer II	2022: Add 1 FTE additional	Add	1	2	1	77,181	78,725	2.00%
101	Public Works	Engineering	Non-bargaining	Executive Asst & Director of Special Projects			1	1	-	56,525	57,656	2.00%
101	Public Works	Engineering	Non-bargaining	Manager - Permits			1	1	-	51,576	52,608	2.00%
101	Public Works	Engineering	Non-bargaining	Manager - Public Construction			1	1	-	70,673	72,086	2.00%



Fund	Dept	Division	Status	Position	Notes	Change?	2021 FTEs	2022 FTEs	Increase/Decrease	Salary Cap 2021	Salary Cap 2022	% Change
101	Public Works	Engineering	Non-bargaining	Project Inspector			4	4	-	56,554	57,685	2.00%
101	Police Department	Police Department	Non-bargaining	Administrative Assistant I			2	2	-	42,289	43,135	2.00%
101	Police Department	Police Department	Non-bargaining	Crime Analyst			1	1	-	40,700	41,514	2.00%
101	Police Department	Police Department	Non-bargaining	Crime Resource Specialist			1	1	-	50,000	51,000	2.00%
101	Police Department	Police Department	Non-bargaining	Data Entry Specialist			4	4	-	39,382	40,170	2.00%
101	Police Department	Police Department	Non-bargaining	Digital Communications & Multimedia Training Coordinator			1	1	-	57,478	58,628	2.00%
101	Police Department	Police Department	Non-bargaining	Director of Purchasing & Logistics (Police Dept)			1	1	-	71,614	73,046	2.00%
101	Police Department	Police Department	Non-bargaining	Executive Assistant and Director of Special Projects			1	1	-	56,525	57,656	2.00%
101	Police Department	Police Department	Non-bargaining	Financial Specialist III			1	1	-	45,526	46,437	2.00%
101	Police Department	Police Department	Non-bargaining	Financial Specialist Senior			1	1	-	57,655	58,808	2.00%
101	Police Department	Police Department	Non-bargaining	Manager - Property & Evidence			1	1	-	45,769	46,684	2.00%
101	Police Department	Police Department	Non-bargaining	Police Crime Intelligence Analyst			1	1	-	58,174	59,337	2.00%
101	Police Department	Police Department	Non-bargaining	Police Crime Intelligence Analyst (Social Media)			1	1	-	51,153	52,176	2.00%
101	Police Department	Police Department	Non-bargaining	Preventative Maintenance Coordinator			1	1	-	43,969	44,848	2.00%
101	Police Department	Police Department	Non-bargaining	Property/Evidence Custodian- Senior			1	1	-	38,194	38,958	2.00%
101	Police Department	Police Department	Non-bargaining	Records Specialist			12	12	-	37,122	37,864	2.00%
101	Police Department	Police Department	Non-bargaining	Records Supervisor			1	1	-	56,268	57,393	2.00%
101	Police Department	Police Department	Non-bargaining	Shift Lead			2	2	-	45,312	46,218	2.00%
101	Police Department	Police Department	Recruits	Police Recruits			8	8	-			
101	Police Department	Police Department	Sworn-Police	Captain			7	7	-	80,795	83,623	3.50%
101	Police Department	Police Department	Sworn-Police	Chief			1	1	-	109,641	113,479	3.50%
101	Police Department	Police Department	Sworn-Police	Division Chief			3	3	-	93,621	96,898	3.50%
101	Police Department	Police Department	Sworn-Police	Lieutenant			13	13	-	71,450	73,951	3.50%
101	Police Department	Police Department	Sworn-Police	Investigator			37	37	-	65,158	66,461	2.00%
101	Police Department	Police Department	Sworn-Police	Patrolman 1st Class	2022: Move 49 FTE from Fund 249 to be allocated back	Move	75	124	49	63,358	65,576	3.50%
101	Police Department	Police Department	Sworn-Police	Patrolman 2nd Class			17	17	-	56,024	57,985	3.50%
101	Police Department	Police Department	Sworn-Police	Supervisory Sergeant			30	30	-	68,786	71,194	3.50%
101	Police Department	Police Department	Teamsters	Police Facility Operations Technician I	2022: Move 1 FTE to Police Facility Operations Technician II	Move	2	1	-1	38,022	38,022	0.00%
101	Police Department	Police Department	Teamsters	Police Facility Operations Technician II	2022: Move 1 FTE from Police Facility Operations Technician I	Move	-	1	1	38,785	38,785	0.00%
101	Police Department	Police Department	Teamsters	Police Facility Operations Technician III			1	1	-	44,512	44,512	0.00%
101	Police Department	Police Department	Non-bargaining	Digital (Forensic) Lab Technician			1	1	-	57,394	58,542	2.00%
101	Police Department	Police Department	Non-bargaining	Firearms IBIS/NIBIN Tech			1	1	-	46,958	47,897	2.00%
101	Police Department	Police Department	Non-bargaining	Forensic Lab Tech			1	1	-	62,611	63,863	2.00%
101	Police Department	Police Department	Non-bargaining	Forensic Scientist / Firearm & Tool Mark Examiner			1	1	-	76,177	77,701	2.00%
101	Police Department	Police Department	Non-bargaining	Forensic Scientist / Firearm & Tool Mark Examiner Trainee			1	1	-	62,611	63,863	2.00%
101	Police Department	Police Department	Non-bargaining	Latent Fingerprint Examiner			1	1	-	57,394	58,542	2.00%
101	Police Department	Police Department	Non-bargaining	Supervisor - Crime Laboratory			1	1	-	72,003	73,443	2.00%
101	Fire Department	Fire Department	Non-bargaining	Administrative Assistant II			1	1	-	43,539	44,410	2.00%
101	Fire Department	Fire Department	Non-bargaining	Financial Specialist III			1	1	-	45,526	46,437	2.00%
101	Fire Department	Fire Department	Non-bargaining	Preventative Maintenance Coordinator	2022: Move 1 FTE to Preventative Maintenance Coordinator II	Move	1	-	-1	43,969	44,848	2.00%
101	Fire Department	Fire Department	Non-bargaining	Preventative Maintenance Coordinator II	2022: Move 1 FTE from Preventative Maintenance Coordinator I	Move	-	1	1	N/A	47,000	100.00%
101	Fire Department	Fire Department	Recruits	Firefighter Recruits			6	6	-			
101	Fire Department	Fire Department	Sworn-Fire	Arson Investigator			3	3	-	66,490	66,490	0.00%
101	Fire Department	Fire Department	Sworn-Fire	Assistant Chief			5	5	-	89,370	89,370	0.00%
101	Fire Department	Fire Department	Sworn-Fire	Battalion Chief			6	6	-	77,128	77,128	0.00%
101	Fire Department	Fire Department	Sworn-Fire	Captain			54	54	-	66,490	66,490	0.00%
101	Fire Department	Fire Department	Sworn-Fire	Chief			1	1	-	106,227	106,227	0.00%
101	Fire Department	Fire Department	Sworn-Fire	Community Para-Medicine		Raise <-> 2%	2	2	-	61,504	67,820	10.27%
101	Fire Department	Fire Department	Sworn-Fire	Firefighter 1st Class	2022: Move 49 FTE from Fund 249 to be allocated back	Move	33	82	49	61,504	61,504	0.00%
101	Fire Department	Fire Department	Sworn-Fire	Firefighter 2nd Class			37	37	-	54,613	54,613	0.00%
101	Fire Department	Fire Department	Sworn-Fire	Firefighter 3rd Class			8	8	-	45,173	45,173	0.00%
101	Fire Department	Fire Department	Sworn-Fire	Inspector			3	3	-	66,490	66,490	0.00%
101	Fire Department	Fire Department	Sworn-Fire	Instructor			2	2	-	66,490	66,490	0.00%
101	Fire Department	Fire Department	Sworn-Fire	Paramedic Lieutenant			5	5	-	62,750	62,750	0.00%
101	Fire Department	Fire Department	Sworn-Fire	Pump Engineer			48	48	-	62,631	62,631	0.00%
101	Fire Department	Emergency Medical Service	Non-bargaining	Accounting Clerk IV			3	3	-	35,475	36,185	2.00%
101	Fire Department	Emergency Medical Service	Non-bargaining	Financial Specialist II			1	1	-	40,700	41,514	2.00%
201	Venues, Parks & Arts	Park Administration	Non-bargaining	Deputy Director of Venues, Parks & Arts			1	1	-	101,658	103,691	2.00%
201	Venues, Parks & Arts	Park Administration	Non-bargaining	Executive Assistant			1	1	-	57,026	58,167	2.00%
201	Venues, Parks & Arts	Park Administration	Non-bargaining	Executive Director Venues, Parks & Arts			1	1	-	122,405	124,853	2.00%
201	Venues, Parks & Arts	Park Administration	Non-bargaining	Financial Specialist IV			2	2	-	50,414	51,422	2.00%
201	Venues, Parks & Arts	Park Administration	Non-bargaining	Manager - Office	2022: Move 1 FTE to Recreation	Move	1	-	-1	38,895	39,673	2.00%
201	Venues, Parks & Arts	Park Maintenance	Non-bargaining	Director of Facilities & Grounds		Raise <-> 2%	1	1	-	76,730	84,000	9.47%
201	Venues, Parks & Arts	Park Maintenance	Non-bargaining	Financial Specialist III			1	1	-	45,526	46,437	2.00%
201	Venues, Parks & Arts	Park Maintenance	Non-bargaining	Foreman V			1	1	-	50,976	51,996	2.00%
201	Venues, Parks & Arts	Park Maintenance	Non-bargaining	Horticulturist Tech			1	1	-	50,976	51,996	2.00%
201	Venues, Parks & Arts	Park Maintenance	Non-bargaining	Manager - Facilities			2	2	-	65,510	66,820	2.00%
201	Venues, Parks & Arts	Park Maintenance	Non-bargaining	Manager - Operations - Forester			1	1	-	65,510	66,820	2.00%
201	Venues, Parks & Arts	Park Maintenance	Non-bargaining	Manager - Park Grounds Manager			2	2	-	65,510	66,820	2.00%
201	Venues, Parks & Arts	Park Maintenance	Non-bargaining	Manager - Public Construction			1	1	-	70,673	72,086	2.00%
201	Venues, Parks & Arts	Park Maintenance	Non-bargaining	Superintendent III			2	2	-	54,724	55,818	2.00%
201	Venues, Parks & Arts	Park Maintenance	Non-bargaining	Superintendent V			1	1	-	60,070	61,271	2.00%
201	Venues, Parks & Arts	Park Maintenance	Teamsters	Arborist I			3	3	-	41,995	41,995	0.00%
201	Venues, Parks & Arts	Park Maintenance	Teamsters	Arborist II			2	2	-	45,635	45,635	0.00%



Fund	Dept	Division	Status	Position	Notes	Change?	2021 FTEs	2022 FTEs	Increase/Decrease	Salary Cap 2021	Salary Cap 2022	% Change
201	Venues, Parks & Arts	Park Maintenance	Teamsters	Arborist/Weed Control			1	1	-	40,394	40,394	0.00%
201	Venues, Parks & Arts	Park Maintenance	Teamsters	Athletic Field Maintenance			1	1	-	38,251	38,251	0.00%
201	Venues, Parks & Arts	Park Maintenance	Teamsters	Building & Structural Maintenance I			1	1	-	44,034	44,034	0.00%
201	Venues, Parks & Arts	Park Maintenance	Teamsters	Building & Structural Maintenance II			1	1	-	45,635	45,635	0.00%
201	Venues, Parks & Arts	Park Maintenance	Teamsters	Construction Maintenance / Carpenter I			1	1	-	44,034	44,034	0.00%
201	Venues, Parks & Arts	Park Maintenance	Teamsters	Construction Maintenance / Carpenter III			1	1	-	45,635	45,635	0.00%
201	Venues, Parks & Arts	Park Maintenance	Teamsters	Construction Maintenance / Mason			1	1	-	44,034	44,034	0.00%
201	Venues, Parks & Arts	Park Maintenance	Teamsters	Equipment Operator II			2	2	-	38,043	38,043	0.00%
201	Venues, Parks & Arts	Park Maintenance	Teamsters	Building Maintenance - Custodian & Laborer	2022: Move 1 FTE to Recreation	Move	1	-	-1	34,861	34,861	0.00%
201	Venues, Parks & Arts	Park Maintenance	Teamsters	Group Leader - Parks	2022: Add 1 FTE	Add	6	7	1	40,394	40,394	0.00%
201	Venues, Parks & Arts	Park Maintenance	Teamsters	Head Custodian	2022: Move 4 FTE to Recreation	Move	4	-	-4	36,379	36,379	0.00%
201	Venues, Parks & Arts	Park Maintenance	Teamsters	Heavy Equipment Operator I			1	1	-	40,997	40,997	0.00%
201	Venues, Parks & Arts	Park Maintenance	Teamsters	Job Leader - Parks			2	2	-	43,160	43,160	0.00%
201	Venues, Parks & Arts	Park Maintenance	Teamsters	Job Leader - Mower Shop			1	1	-	43,160	43,160	0.00%
201	Venues, Parks & Arts	Park Maintenance	Teamsters	Mechanic IV			1	1	-	43,222	43,222	0.00%
201	Venues, Parks & Arts	Park Maintenance	Teamsters	Operator I			1	1	-	36,733	36,733	0.00%
201	Venues, Parks & Arts	Park Maintenance	Teamsters	Painter IV			1	1	-	41,454	41,454	0.00%
201	Venues, Parks & Arts	Park Maintenance	Teamsters	Plumber IV-Park			1	1	-	45,635	45,635	0.00%
202	Public Works	Streets & Sewers	Non-bargaining	Director of Financial Services			1	1	-	69,451	70,840	2.00%
202	Public Works	Streets & Sewers	Non-bargaining	Director of Streets & Sewers			1	1	-	88,484	90,254	2.00%
202	Public Works	Streets & Sewers	Non-bargaining	Manager - Streets			1	1	-	69,611	71,003	2.00%
202	Public Works	Streets & Sewers	Non-bargaining	Manager - Traffic & Lighting			1	1	-	69,611	71,003	2.00%
202	Public Works	Streets & Sewers	Non-bargaining	Superintendent III			2	2	-	54,724	55,818	2.00%
202	Public Works	Streets & Sewers	Non-bargaining	Superintendent IV			1	1	-	57,606	58,758	2.00%
202	Public Works	Streets & Sewers	Non-bargaining	Superintendent V			2	2	-	60,070	61,271	2.00%
202	Public Works	Streets & Sewers	Teamsters	Equipment Operator II			15	15	-	38,043	38,043	0.00%
202	Public Works	Streets & Sewers	Teamsters	Equipment Operator III			1	1	-	39,520	39,520	0.00%
202	Public Works	Streets & Sewers	Teamsters	General Laborer			1	1	-	34,861	34,861	0.00%
202	Public Works	Streets & Sewers	Teamsters	Heavy Equipment Operator I			1	1	-	40,997	40,997	0.00%
202	Public Works	Streets & Sewers	Teamsters	Heavy Equipment Operator II			11	11	-	41,995	41,995	0.00%
202	Public Works	Streets & Sewers	Teamsters	Job Leader - Streets			4	4	-	43,243	43,243	0.00%
202	Public Works	Streets & Sewers	Teamsters	Operations Tech Job Leader	2022: Move 1 FTE to Signal Tech Job Leader	Move	1	-	-1	43,243	43,243	0.00%
202	Public Works	Streets & Sewers	Teamsters	Operations Technician			3	3	-	38,563	38,563	0.00%
202	Public Works	Streets & Sewers	Teamsters	Sign Artist - Job Leader			1	1	-	43,243	43,243	0.00%
202	Public Works	Streets & Sewers	Teamsters	Signal Tech Job Leader	2022: Move 1 FTE from Operations Tech Job Leader	Move	-	1	1	43,243	43,243	0.00%
202	Public Works	Streets & Sewers	Teamsters	Signal Technician I	2022: Move 1 FTE to Signal Technician II	Move	1	-	-1	39,957	39,957	0.00%
202	Public Works	Streets & Sewers	Teamsters	Signal Technician II	2022: Move 1 FTE from Signal Technician I	Move	3	4	1	41,725	41,725	0.00%
202	Public Works	Streets & Sewers	Non-bargaining	Superintendent V			1	1	-	60,070	61,271	2.00%
202	Public Works	Streets & Sewers	Teamsters	Concrete Finisher			6	6	-	42,723	42,723	0.00%
202	Public Works	Streets & Sewers	Teamsters	Job Leader - Curb & Sidewalk			1	1	-	44,200	44,200	0.00%
222	Administration & Finance	Central Services	Non-bargaining	Director of Central Services			1	1	-	101,658	94,500	-7.04%
222	Administration & Finance	Central Services	Non-bargaining	Director of Equipment Services			1	1	-	76,730	78,265	2.00%
222	Administration & Finance	Central Services	Non-bargaining	Executive Assistant			1	1	-	57,026	58,167	2.00%
222	Administration & Finance	Central Services	Non-bargaining	Manager - Service Contracts & General Supplies			1	1	-	62,611	63,863	2.00%
222	Administration & Finance	Central Services	Non-bargaining	Supervisor - Maintenance Mechanic			4	4	-	60,070	61,271	2.00%
222	Administration & Finance	Central Services	Teamsters	Machinist V			2	2	-	44,554	44,554	0.00%
222	Administration & Finance	Central Services	Teamsters	Mechanic III	2022: Move 3 FTE from Mechanic V	Move	-	3	3	41,018	41,018	0.00%
222	Administration & Finance	Central Services	Teamsters	Mechanic IV	2022: Move 1 FTE from Mechanic V	Move	6	7	1	43,222	43,222	0.00%
222	Administration & Finance	Central Services	Teamsters	Mechanic V	2022: Move 1 FTE to Mechanic IV, move 3 FTE to Mechanic I	Move	12	8	-4	46,654	46,654	0.00%
222	Administration & Finance	Central Services	Teamsters	Parts Clerk I			1	1	-	37,939	37,939	0.00%
222	Administration & Finance	Central Services	Teamsters	Parts Clerk II			2	2	-	39,083	39,083	0.00%
222	Administration & Finance	Central Services	Non-bargaining	Director of Communications & Radio			1	1	-	61,506	62,736	2.00%
222	Administration & Finance	Central Services	Non-bargaining	Radio Equipment Installation Technician			1	1	-	46,038	46,959	2.00%
222	Administration & Finance	Central Services	Non-bargaining	Radio Technician III			1	1	-	56,190	57,314	2.00%
222	Administration & Finance	Central Services	Non-bargaining	Superintendent III			1	1	-	54,724	55,818	2.00%
222	Administration & Finance	Central Services	Teamsters	Building Maintenance			1	1	-	38,022	38,022	0.00%
222	Administration & Finance	Central Services	Teamsters	General Laborer			1	1	-	34,861	34,861	0.00%
222	Administration & Finance	Central Services	Non-bargaining	Director of Facilities Management			1	1	-	68,903	70,281	2.00%
249	Police Department	Police Department	Sworn-Police	Patrolman 1st Class	2022: Move 49 FTE to Fund 101 to be allocated back	Move	49	-	-49	63,358	65,576	3.50%
249	Fire Department	Fire Department	Sworn-Fire	Firefighter 1st Class	2022: Move 49 FTE to Fund 101 to be allocated back	Move	49	-	-49	61,504	61,504	0.00%
279	Innovation & Technology	Information Technology	Non-bargaining	Applications Developer I	2022: Move 1 FTE to Application Developer II (formerly Appli	Move	3	2	-1	59,920	61,118	2.00%
279	Innovation & Technology	Information Technology	Non-bargaining	Applications Developer II	2022: Move 1 FTE from Application Developer	Move	-	1	1	59,920	66,511	11.00%
279	Innovation & Technology	Information Technology	Non-bargaining	Business Analyst			2	2	-	55,348	56,455	2.00%
279	Innovation & Technology	Information Technology	Non-bargaining	Business Analyst - Senior			1	1	-	59,177	60,361	2.00%
279	Innovation & Technology	Information Technology	Non-bargaining	Chief Innovation Officer			1	1	-	108,877	111,055	2.00%
279	Innovation & Technology	Information Technology	Non-bargaining	Chief Technology Officer			1	1	-	108,877	111,055	2.00%
279	Innovation & Technology	Information Technology	Non-bargaining	Design Specialist			1	1	-	58,207	59,371	2.00%
279	Innovation & Technology	Information Technology	Non-bargaining	Director of Applications			1	1	-	80,468	82,077	2.00%
279	Innovation & Technology	Information Technology	Non-bargaining	Director of Business Analytics			1	1	-	78,169	79,732	2.00%
279	Innovation & Technology	Information Technology	Non-bargaining	Director of Civic Innovation			1	1	-	78,169	79,732	2.00%
279	Innovation & Technology	Information Technology	Non-bargaining	Director of Infrastructure			1	1	-	78,169	79,732	2.00%
279	Innovation & Technology	Information Technology	Non-bargaining	Director of Services			1	1	-	78,169	79,732	2.00%
279	Innovation & Technology	Information Technology	Non-bargaining	GIS Manager			1	1	-	65,845	67,162	2.00%
279	Innovation & Technology	Information Technology	Non-bargaining	GIS Specialist - Senior			1	1	-	53,317	54,383	2.00%



Fund	Dept	Division	Status	Position	Notes	Change?	2021 FTEs	2022 FTEs	Increase/Decrease	Salary Cap 2021	Salary Cap 2022	% Change
279	Innovation & Technology	Information Technology	Non-bargaining	Manager - Applications		Raise <=> 2%	1	1	-	70,521	76,163	8.00%
279	Innovation & Technology	Information Technology	Non-bargaining	Manager - Infrastructure			1	1	-	70,521	71,931	2.00%
279	Innovation & Technology	Information Technology	Non-bargaining	Manager - Operations			1	1	-	73,040	74,501	2.00%
279	Innovation & Technology	Information Technology	Non-bargaining	Manager - Services			1	1	-	63,126	64,389	2.00%
279	Innovation & Technology	Information Technology	Non-bargaining	Specialist of Infrastructure			1	1	-	58,208	59,372	2.00%
279	Innovation & Technology	Information Technology	Non-bargaining	Specialist of Services	2022: Add 1 FTE	Add	1	2	1	58,208	59,372	2.00%
279	Innovation & Technology	Information Technology	Non-bargaining	System Specialist III			1	1	-	63,126	64,389	2.00%
600	Dept of Community Investment	Building Department	Non-bargaining	Administrative Assistant I	2022: Move 1 FTE to Assistant Manager - Customer Service	Move	2	1	-1	42,289	43,135	2.00%
600	Dept of Community Investment	Building Department	Non-bargaining	Assistant Manager - Customer Service	2022: Move 1 FTE from Admin Assistant I	Move	2	3	1	49,495	50,485	2.00%
600	Dept of Community Investment	Building Department	Non-bargaining	Building Commissioner		Raise <=> 2%	1	1	-	95,932	84,161	-12.27%
600	Dept of Community Investment	Building Department	Non-bargaining	Building Inspector			5	5	-	50,782	51,798	2.00%
600	Dept of Community Investment	Building Department	Non-bargaining	Chief Building Inspector			1	1	-	62,124	63,366	2.00%
600	Dept of Community Investment	Building Department	Non-bargaining	Commercial Combination Inspector			2	2	-	53,320	54,386	2.00%
600	Dept of Community Investment	Building Department	Non-bargaining	Deputy Building Commissioner			1	1	-	68,595	69,967	2.00%
600	Dept of Community Investment	Building Department	Non-bargaining	Financial Specialist Senior			1	1	-	57,655	58,808	2.00%
600	Dept of Community Investment	Building Department	Non-bargaining	Permitting & License Compliance Specialist			1	1	-	50,782	51,798	2.00%
610	Public Works	Solid Waste	Non-bargaining	Administrative Assistant I			1	1	-	42,289	43,135	2.00%
610	Public Works	Solid Waste	Non-bargaining	Director of Solid Waste			1	1	-	74,827	76,324	2.00%
610	Public Works	Solid Waste	Non-bargaining	Secretary V			1	1	-	35,565	36,276	2.00%
610	Public Works	Solid Waste	Non-bargaining	Superintendent V			2	2	-	60,070	61,271	2.00%
610	Public Works	Solid Waste	Teamsters	Driver	2022: Add 1 FTE, Move 2 FTE from Job Leader	Add	17	20	3	39,478	39,478	0.00%
610	Public Works	Solid Waste	Teamsters	Job Leader - Solid Waste	2022: Move 2 FTE to Driver	Move	2	-	-2	43,160	43,160	0.00%
620	Public Works	Water Works	Non-bargaining	Assistant Director of Utilities			1	1	-	88,484	90,254	2.00%
620	Public Works	Water Works	Non-bargaining	Assistant Manager - Customer Service			1	1	-	49,495	50,485	2.00%
620	Public Works	Water Works	Non-bargaining	Director of Customer Service & Billing Office			1	1	-	77,385	78,933	2.00%
620	Public Works	Water Works	Non-bargaining	Director of Distribution			1	1	-	80,240	81,845	2.00%
620	Public Works	Water Works	Non-bargaining	Engineer Aide IV			1	1	-	44,090	44,972	2.00%
620	Public Works	Water Works	Non-bargaining	Financial Specialist III			1	1	-	45,526	46,437	2.00%
620	Public Works	Water Works	Non-bargaining	Financial Specialist IV			3	3	-	50,414	51,422	2.00%
620	Public Works	Water Works	Non-bargaining	Locator			1	1	-	44,915	45,813	2.00%
620	Public Works	Water Works	Non-bargaining	Manager - Billing and Customer Accounts			1	1	-	59,916	61,114	2.00%
620	Public Works	Water Works	Non-bargaining	Manager - Cross Connection and Water Loss	2022: Move 1 FTE from Meter Serviceman IV	Move	-	1	1	N/A	69,765	100.00%
620	Public Works	Water Works	Non-bargaining	Manager - Customer Service			1	1	-	57,803	58,959	2.00%
620	Public Works	Water Works	Non-bargaining	Manager - Distribution Services & Records			1	1	-	52,156	53,199	2.00%
620	Public Works	Water Works	Non-bargaining	Manager - Maintenance			1	1	-	68,398	69,766	2.00%
620	Public Works	Water Works	Non-bargaining	Manager - Maintenance			1	1	-	68,398	69,766	2.00%
620	Public Works	Water Works	Non-bargaining	Manager - Meter Service			1	1	-	68,397	69,765	2.00%
620	Public Works	Water Works	Non-bargaining	Manager - Operations			1	1	-	73,040	74,501	2.00%
620	Public Works	Water Works	Non-bargaining	Manager - Service Line Repair			1	1	-	68,397	69,765	2.00%
620	Public Works	Water Works	Non-bargaining	Quality Assurance Distribution Technician	2022: Move 1 FTE to Water Quality Specialist	Move	1	-	-1	44,488	45,378	2.00%
620	Public Works	Water Works	Non-bargaining	Supervisor - Operations			2	2	-	62,606	63,858	2.00%
620	Public Works	Water Works	Non-bargaining	System Specialist III	2022: Move 1 FTE to System Specialist IV	Move	1	-	-1	63,126	64,389	2.00%
620	Public Works	Water Works	Non-bargaining	System Specialist IV	2022: Move 1 FTE from System Specialist III	Move	-	1	1	70,521	71,931	2.00%
620	Public Works	Water Works	Non-bargaining	Utilities System Specialist			1	1	-	58,788	59,964	2.00%
620	Public Works	Water Works	Non-bargaining	Water Quality Specialist	2022: Move 1 FTE from Quality Assurance Distribution Techn	Move	1	2	1	61,140	62,363	2.00%
620	Public Works	Water Works	Non-bargaining	Project Manager			1	1	-	56,711	57,845	2.00%
620	Public Works	Water Works	Teamsters	Auditor I			2	2	-	39,104	39,104	0.00%
620	Public Works	Water Works	Teamsters	Customer Service & Billing			5	5	-	37,627	37,627	0.00%
620	Public Works	Water Works	Teamsters	Data Processor			3	3	-	40,082	40,082	0.00%
620	Public Works	Water Works	Teamsters	Field Repairman/Inspector I			2	2	-	41,038	41,038	0.00%
620	Public Works	Water Works	Teamsters	Field Repairman/Inspector II			1	1	-	41,600	41,600	0.00%
620	Public Works	Water Works	Teamsters	Field Repairman/Inspector III			1	1	-	42,120	42,120	0.00%
620	Public Works	Water Works	Teamsters	Job Leader - Water Works			1	1	-	43,160	43,160	0.00%
620	Public Works	Water Works	Teamsters	Heavy Equipment Operator II (Water Works)			7	7	-	42,515	42,515	0.00%
620	Public Works	Water Works	Teamsters	Job Leader - Water Works			5	5	-	43,160	43,160	0.00%
620	Public Works	Water Works	Teamsters	Machinist			1	1	-	41,600	41,600	0.00%
620	Public Works	Water Works	Teamsters	Maintenance Tech I			3	3	-	38,147	38,147	0.00%
620	Public Works	Water Works	Teamsters	Maintenance Tech II			4	4	-	40,539	40,539	0.00%
620	Public Works	Water Works	Teamsters	Meter Serviceman IV	2022: Move 1 FTE to Manager - Cross Connection and Water	Move	8	7	-1	38,813	38,813	0.00%
640	Public Works	Streets & Sewers	Non-bargaining	Superintendent V			1	1	-	60,070	61,271	2.00%
640	Public Works	Streets & Sewers	Teamsters	Job Leader - Sewers			1	1	-	44,200	44,200	0.00%
641	Public Works	Streets & Sewers	Non-bargaining	Administrative Assistant I			1	1	-	42,289	43,135	2.00%
641	Public Works	Streets & Sewers	Non-bargaining	Administrative Assistant II			1	1	-	43,539	44,410	2.00%
641	Public Works	Streets & Sewers	Non-bargaining	Manager - Sewer Operations			1	1	-	70,521	71,931	2.00%
641	Public Works	Streets & Sewers	Non-bargaining	Superintendent III			1	1	-	54,724	55,818	2.00%
641	Public Works	Streets & Sewers	Non-bargaining	Superintendent V			2	2	-	60,070	61,271	2.00%
641	Public Works	Streets & Sewers	Teamsters	Equipment Operator II			5	5	-	38,043	38,043	0.00%
641	Public Works	Streets & Sewers	Teamsters	Equipment Operator III			4	4	-	39,520	39,520	0.00%
641	Public Works	Streets & Sewers	Teamsters	Equipment Operator III			5	5	-	39,520	39,520	0.00%
641	Public Works	Streets & Sewers	Teamsters	Heavy Equipment Operator I			10	10	-	40,997	40,997	0.00%
641	Public Works	Streets & Sewers	Teamsters	Job Leader - Sewers			5	5	-	44,200	44,200	0.00%
641	Public Works	Streets & Sewers	Teamsters	Concrete Finisher			3	3	-	42,723	42,723	0.00%
641	Public Works	Streets & Sewers	Teamsters	Job Leader - Concrete Crew			1	1	-	44,200	44,200	0.00%
641	Public Works	Sewage Works	Non-bargaining	Administrative Assistant I			1	1	-	42,289	43,135	2.00%



Fund	Dept	Division	Status	Position	Notes	Change?	2021 FTEs	2022 FTEs	Increase/ Decrease	Salary Cap 2021	Salary Cap 2022	% Change
641	Public Works	Sewage Works	Non-bargaining	Assistant Director of SCADA Information Systems			1	1	-	70,521	71,931	2.00%
641	Public Works	Sewage Works	Non-bargaining	Chemist			3	3	-	52,738	53,793	2.00%
641	Public Works	Sewage Works	Non-bargaining	Chemist Lead			1	1	-	56,095	57,220	2.00%
641	Public Works	Sewage Works	Non-bargaining	Director of SCADA Information Systems			1	1	-	81,327	82,954	2.00%
641	Public Works	Sewage Works	Non-bargaining	Director of Utilities			1	1	-	99,665	101,658	2.00%
641	Public Works	Sewage Works	Non-bargaining	Director of Utility Safety			1	1	-	58,083	59,245	2.00%
641	Public Works	Sewage Works	Non-bargaining	Director of Wastewater Maintenance			1	1	-	75,998	77,518	2.00%
641	Public Works	Sewage Works	Non-bargaining	Director of Water Quality & Laboratory			1	1	-	75,998	77,518	2.00%
641	Public Works	Sewage Works	Non-bargaining	Industrial Pretreatment Specialist I			1	1	-	56,129	57,252	2.00%
641	Public Works	Sewage Works	Non-bargaining	Manager - Environmental Compliance			1	1	-	73,432	74,901	2.00%
641	Public Works	Sewage Works	Non-bargaining	Manager - Industrial Pretreatment			1	1	-	64,056	65,337	2.00%
641	Public Works	Sewage Works	Non-bargaining	Manager - Maintenance			1	1	-	68,398	69,766	2.00%
641	Public Works	Sewage Works	Non-bargaining	Manager - Operations			2	2	-	73,040	74,501	2.00%
641	Public Works	Sewage Works	Non-bargaining	Manager - Utility Purchasing & Storeroom			1	1	-	55,369	56,476	2.00%
641	Public Works	Sewage Works	Non-bargaining	SCADA Instrument Specialist			1	1	-	59,490	60,680	2.00%
641	Public Works	Sewage Works	Non-bargaining	Superintendent V			1	1	-	60,070	61,271	2.00%
641	Public Works	Sewage Works	Teamsters	CSO Rep II			2	2	-	41,995	41,995	0.00%
641	Public Works	Sewage Works	Teamsters	General Laborer			1	1	-	34,861	34,861	0.00%
641	Public Works	Sewage Works	Teamsters	Lift Station Rep. II			2	2	-	43,784	43,784	0.00%
641	Public Works	Sewage Works	Teamsters	Maintenance Electrician V			1	1	-	48,318	48,318	0.00%
641	Public Works	Sewage Works	Teamsters	Maintenance Lead			1	1	-	48,984	48,984	0.00%
641	Public Works	Sewage Works	Teamsters	Maintenance Repair IV			4	4	-	45,531	45,531	0.00%
641	Public Works	Sewage Works	Teamsters	Operator - General			5	5	-	41,995	41,995	0.00%
641	Public Works	Sewage Works	Teamsters	Operator - Lead			2	2	-	48,984	48,984	0.00%
641	Public Works	Sewage Works	Teamsters	Operator - Senior			4	4	-	43,784	43,784	0.00%
641	Public Works	Sewage Works	Teamsters	Sanitation Operator			2	2	-	36,650	36,650	0.00%
641	Public Works	Sewage Works	Non-bargaining	Administrative Assistant I			1	1	-	42,289	43,135	2.00%
641	Public Works	Sewage Works	Non-bargaining	Supervisor - Operations			1	1	-	62,606	63,858	2.00%
641	Public Works	Sewage Works	Teamsters	Heavy Equipment Operator II			4	4	-	41,995	41,995	0.00%
							1010	1008	-2			



Fun	Subdivision	Account	Main Account Description	Category Name	2018 ACTUAL	2019 ACTUAL	2020 ACTUAL	2021 ORIGINAL BUDGET	2021 AMENDED BUDGET	2022 PROPOSED BUDGET	2023 FORECAST	2024 FORECAST	2025 FORECAST	2026 FORECAST
101	Mayor	101-01-010-010-410001	Personnel-Salaries & Wages-Salaried Wages	Salaries & Wages	469,688	514,430	564,331	565,707	565,707	593,065	604,925	617,025	629,367	641,955
101	Mayor	101-01-010-010-410003	Personnel-Salaries & Wages-Permanent Part Time	Salaries & Wages	6,679	-	-	-	-	-	-	-	-	-
101	Mayor	101-01-010-010-410005	Personnel-Salaries & Wages-Seasonal & Interns	Salaries & Wages	13,181	23,194	4,108	19,000	19,000	19,000	19,000	19,000	19,000	19,000
101	Mayor	101-01-010-010-411001	Personnel-Employee Benefits-FICA Regular	Fringe Benefits	37,546	41,966	43,034	45,005	45,005	47,098	48,006	48,931	49,875	50,838
101	Mayor	101-01-010-010-411004	Personnel-Employee Benefits-PERF Regular	Fringe Benefits	53,912	58,889	57,401	63,762	63,762	66,826	68,155	69,510	70,892	72,302
101	Mayor	101-01-010-010-411007	Personnel-Employee Benefits-Unemployment Comp	Fringe Benefits	-	-	56	170	170	949	726	740	755	770
101	Mayor	101-01-010-010-411008	Personnel-Employee Benefits-Health Insurance	Fringe Benefits	95,532	67,638	91,809	92,883	92,883	108,443	124,443	134,443	140,443	146,443
101	Mayor	101-01-010-010-411009	Personnel-Employee Benefits-Life Insurance	Fringe Benefits	840	910	885	960	960	960	960	960	960	960
101	Mayor	101-01-010-010-411014	Personnel-Employee Benefits-Parental Leave	Fringe Benefits	1,275	1,121	1,976	1,980	1,980	2,076	1,996	2,036	2,077	2,118
101	Mayor	101-01-010-010-411204	Personnel-Employee Benefits-Auto Allowance	Fringe Benefits	13,200	10,900	3,900	3,600	3,600	3,600	3,600	3,600	3,600	3,600
101	Mayor	101-01-010-010-421000	Supplies-Office-Other Office Supplies	Supplies	-	-	619	-	-	500	500	500	500	500
101	Mayor	101-01-010-010-421002	Supplies-Office-Stationary & Printing	Supplies	830	750	2,054	850	4,350	3,000	3,000	3,000	3,000	3,000
101	Mayor	101-01-010-010-422013	Supplies-Operating-Promotional Supplies	Supplies	-	-	3,356	-	-	2,000	2,000	2,000	2,000	2,000
101	Mayor	101-01-010-010-431000	Services & Charges-Professional-Other Professional Svcs	Professional Services	-	-	143,724	7,000	7,000	7,000	7,140	7,283	7,429	7,578
101	Mayor	101-01-010-010-432002	Services & Charges-Communication & Transp-Mailing	Other Services & Charges	509	186	55	300	300	200	200	200	200	200
101	Mayor	101-01-010-010-432003	Services & Charges-Communication & Transp-Travel	Travel	3,691	5,059	-	5,000	4,300	3,500	3,570	3,641	3,714	3,788
101	Mayor	101-01-010-010-433001	Services & Charges-Printing & Ad-Outside Printing Services	Printing & Advertising	-	-	1,568	500	700	1,500	1,500	1,500	1,500	1,500
101	Mayor	101-01-010-010-433003	Services & Charges-Printing & Ad-Promotional	Printing & Advertising	22,895	18,742	24,066	40,000	36,934	40,000	40,800	35,000	35,000	35,000
101	Mayor	101-01-010-010-436001	Services & Charges-Repairs & Maint-Building R&M	Repairs & Maintenance	45	250	800	150	650	300	300	300	300	300
101	Mayor	101-01-010-010-438100	Services & Charges-Debt Service-Principal	Debt Service Principal	3,608	-	-	-	-	-	-	-	-	-
101	Mayor	101-01-010-010-438200	Services & Charges-Debt Service-Interest	Debt Service Interest & Fees	536	-	-	-	-	-	-	-	-	-
101	Mayor	101-01-010-010-439000	Services & Charges-Other-Misc Charges & Svcs	Other Services & Charges	-	-	154	-	66	-	-	-	-	-
101	Mayor	101-01-010-010-439003	Services & Charges-Other-Subscriptions	Other Services & Charges	187	-	431	100	100	200	200	200	200	200
101	Mayor	101-01-010-010-439004	Services & Charges-Other-Dues & Memberships	Other Services & Charges	100	-	100	100	100	100	100	100	100	100
101	Mayor	101-01-010-010-439006	Services & Charges-Other-Education & Training	Education & Training	4,225	105	-	1,000	1,000	1,000	1,500	1,500	2,000	2,000
101	Mayor	101-01-010-010-452003	Other Uses-Interfund Transfer Out-Allocations-IT	Interfund Allocations	138,276	116,155	91,849	157,918	157,918	132,596	144,270	145,949	150,077	151,425
101	Mayor	101-01-010-010-452004	Other Uses-Interfund Transfer Out-Allocations-Liability Ins	Interfund Allocations	1,478	1,684	1,576	-	-	-	-	-	-	-
101	Mayor	101-01-010-010-452006	Other Uses-Interfund Transfer Out-Allocations-Print Shop	Interfund Allocations	2,028	1,890	-	-	-	-	-	-	-	-
101	Mayor	101-01-010-010-452007	Other Uses-Interfund Transfer Out-Allocations-Central Stores	Interfund Allocations	264	468	-	-	-	-	-	-	-	-
101	Community Initiatives	101-01-011-011-452003	Other Uses-Interfund Transfer Out-Allocations-IT	Interfund Allocations	-	-	-	-	-	36,899	37,583	38,317	38,937	39,952
101	City Clerk	101-02-020-020-410001	Personnel-Salaries & Wages-Salaried Wages	Salaries & Wages	246,461	254,557	266,561	295,696	295,696	250,610	255,622	260,734	265,948	271,267
101	City Clerk	101-02-020-020-410005	Personnel-Salaries & Wages-Seasonal & Interns	Salaries & Wages	5,575	4,354	4,394	14,423	13,423	14,423	14,423	14,423	14,423	14,423
101	City Clerk	101-02-020-020-411001	Personnel-Employee Benefits-FICA Regular	Fringe Benefits	19,241	19,994	20,254	25,556	25,556	22,106	22,490	22,881	23,280	23,687
101	City Clerk	101-02-020-020-411004	Personnel-Employee Benefits-PERF Regular	Fringe Benefits	27,766	29,056	29,552	33,266	33,266	28,216	28,778	29,350	29,934	30,530
101	City Clerk	101-02-020-020-411007	Personnel-Employee Benefits-Unemployment Comp	Fringe Benefits	-	-	26	89	89	401	307	313	319	326
101	City Clerk	101-02-020-020-411008	Personnel-Employee Benefits-Health Insurance	Fringe Benefits	50,238	32,508	50,271	58,052	58,052	54,222	62,222	67,222	70,222	73,222
101	City Clerk	101-02-020-020-411009	Personnel-Employee Benefits-Life Insurance	Fringe Benefits	600	580	545	600	600	480	480	480	480	480
101	City Clerk	101-02-020-020-411014	Personnel-Employee Benefits-Parental Leave	Fringe Benefits	639	638	913	1,035	1,035	877	844	860	878	895
101	City Clerk	101-02-020-020-411205	Personnel-Employee Benefits-Parking Allowance	Fringe Benefits	1,440	1,320	1,280	1,920	1,920	1,920	1,920	1,920	1,920	1,920
101	City Clerk	101-02-020-020-411206	Personnel-Employee Benefits-Cell Phone Allowance	Fringe Benefits	1,320	1,265	660	1,320	1,320	1,320	1,320	1,320	1,320	1,320
101	City Clerk	101-02-020-020-421000	Supplies-Office-Other Office Supplies	Supplies	-	-	674	-	-	-	-	-	-	-
101	City Clerk	101-02-020-020-421001	Supplies-Office-Official Records	Supplies	-	2,463	141	1,200	300	1,200	1,200	1,200	1,200	1,200
101	City Clerk	101-02-020-020-421002	Supplies-Office-Stationary & Printing	Supplies	3,427	4,976	3,347	2,500	2,700	5,000	5,000	5,000	5,000	5,000
101	City Clerk	101-02-020-020-421003	Supplies-Office-Law Books	Supplies	971	3,946	2,088	1,000	1,700	3,000	3,000	3,000	3,000	3,000
101	City Clerk	101-02-020-020-422013	Supplies-Operating-Promotional Supplies	Supplies	-	-	140	-	-	-	-	-	-	-
101	City Clerk	101-02-020-020-431000	Services & Charges-Professional-Other Professional Svcs	Professional Services	21,797	16,397	18,273	20,000	800	8,500	8,500	9,000	9,500	9,500
101	City Clerk	101-02-020-020-431001	Services & Charges-Professional-Legal Services	Professional Services	4,550	3,000	6,000	6,000	10,000	15,000	15,500	16,000	16,500	17,000
101	City Clerk	101-02-020-020-431014	Services & Charges-Professional-Collection Costs	Professional Services	465	780	1,002	1,500	1,793	1,500	1,530	1,561	1,592	1,624
101	City Clerk	101-02-020-020-432002	Services & Charges-Communication & Transp-Mailing	Other Services & Charges	506	510	174	1,000	1,000	1,000	1,020	1,040	1,061	1,082
101	City Clerk	101-02-020-020-432003	Services & Charges-Communication & Transp-Travel	Travel	1,693	481	342	5,000	5,000	5,000	5,000	5,000	5,000	5,000
101	City Clerk	101-02-020-020-433001	Services & Charges-Printing & Ad-Outside Printing Services	Printing & Advertising	-	-	100	1,500	1,500	1,000	1,000	1,000	1,500	1,500
101	City Clerk	101-02-020-020-433002	Services & Charges-Printing & Ad-Publication of Legal Notice	Printing & Advertising	19,541	25,286	15,244	19,500	15,864	20,000	20,400	20,808	21,224	21,648
101	City Clerk	101-02-020-020-433003	Services & Charges-Printing & Ad-Promotional	Printing & Advertising	9,134	8,157	3,183	6,500	5,150	6,500	6,830	6,763	6,898	7,036
101	City Clerk	101-02-020-020-436001	Services & Charges-Repairs & Maint-Building R&M	Repairs & Maintenance	-	-	1,677	-	300	5,000	200	200	200	100
101	City Clerk	101-02-020-020-436002	Services & Charges-Repairs & Maint-Office Equip R&M	Repairs & Maintenance	5,344	6,491	30,979	5,000	6,600	-	-	-	-	-
101	City Clerk	101-02-020-020-436004	Services & Charges-Repairs & Maint-Computer Equip R&M	Repairs & Maintenance	-	-	-	-	6,000	-	-	-	-	-

Fun	Subdivision	Account	Main Account Description	Category Name	2018 ACTUAL	2019 ACTUAL	2020 ACTUAL	2021 ORIGINAL BUDGET	2021 AMENDED BUDGET	2022 PROPOSED BUDGET	2023 FORECAST	2024 FORECAST	2025 FORECAST	2026 FORECAST
101	City Clerk	101-02-020-020-439000	Services & Charges-Other-Misc Charges & Svcs	Other Services & Charges	-	-	3,614	1,000	2,700	3,000	3,060	3,121	3,183	3,247
101	City Clerk	101-02-020-020-439003	Services & Charges-Other-Subscriptions	Other Services & Charges	-	-	174	-	1,350	-	-	-	-	-
101	City Clerk	101-02-020-020-439004	Services & Charges-Other-Dues & Memberships	Other Services & Charges	972	864	129	1,000	1,100	2,000	2,040	2,081	2,123	2,165
101	City Clerk	101-02-020-020-439005	Services & Charges-Other-Bank & Credit Card Fees	Other Services & Charges	1,471	1,475	871	1,500	1,500	1,500	1,530	1,561	1,592	1,624
101	City Clerk	101-02-020-020-439006	Services & Charges-Other-Education & Training	Education & Training	3,233	2,880	1,393	3,000	15,600	6,000	6,000	6,000	6,000	6,000
101	City Clerk	101-02-020-020-452003	Other Uses-Interfund Transfer Out-Allocations-IT	Interfund Allocations	87,648	71,970	47,971	155,926	155,926	154,599	157,345	159,559	160,773	162,026
101	City Clerk	101-02-020-020-452004	Other Uses-Interfund Transfer Out-Allocations-Liability Ins	Interfund Allocations	1,043	1,191	985	-	-	-	-	-	-	-
101	City Clerk	101-02-020-020-452006	Other Uses-Interfund Transfer Out-Allocations-Print Shop	Interfund Allocations	756	1,151	-	-	-	-	-	-	-	-
101	City Clerk	101-02-020-020-452007	Other Uses-Interfund Transfer Out-Allocations-Central Stores	Interfund Allocations	1,459	2,015	-	-	-	-	-	-	-	-
101	Common Council	101-03-030-030-410001	Personnel-Salaries & Wages-Salaried Wages	Salaries & Wages	173,953	178,191	183,541	182,304	182,304	185,949	189,666	193,455	197,325	201,276
101	Common Council	101-03-030-030-410005	Personnel-Salaries & Wages-Seasonal & Interns	Salaries & Wages	20,796	17,371	3,708	44,000	44,000	74,000	44,000	44,000	44,000	44,000
101	Common Council	101-03-030-030-411001	Personnel-Employee Benefits-FICA Regular	Fringe Benefits	14,235	14,229	14,521	17,312	17,312	19,886	17,875	18,165	18,461	18,764
101	Common Council	101-03-030-030-411004	Personnel-Employee Benefits-PERF Regular	Fringe Benefits	17,331	17,740	19,575	20,418	20,418	20,826	21,243	21,667	22,100	22,543
101	Common Council	101-03-030-030-411007	Personnel-Employee Benefits-Unemployment Comp	Fringe Benefits	-	-	19	55	55	298	228	232	237	242
101	Common Council	101-03-030-030-411008	Personnel-Employee Benefits-Health Insurance	Fringe Benefits	86,114	66,728	48,764	104,494	104,494	121,999	139,999	151,249	157,999	164,749
101	Common Council	101-03-030-030-411009	Personnel-Employee Benefits-Life Insurance	Fringe Benefits	1,060	1,080	1,005	1,080	1,080	1,080	1,080	1,080	1,080	1,080
101	Common Council	101-03-030-030-411014	Personnel-Employee Benefits-Parental Leave	Fringe Benefits	448	418	638	638	638	651	626	638	651	664
101	Common Council	101-03-030-030-421002	Supplies-Office-Stationary & Printing	Supplies	10,068	2,784	2,404	5,000	5,000	2,500	2,500	2,500	2,500	2,500
101	Common Council	101-03-030-030-422013	Supplies-Operating-Promotional Supplies	Supplies	-	-	311	-	-	-	-	-	-	-
101	Common Council	101-03-030-030-431000	Services & Charges-Professional-Other Professional Svcs	Professional Services	6,300	9,891	10,254	9,000	6,000	6,000	6,000	6,000	6,000	6,000
101	Common Council	101-03-030-030-431001	Services & Charges-Professional-Legal Services	Professional Services	133,206	152,998	106,919	208,308	251,389	208,308	212,474	216,723	221,057	225,478
101	Common Council	101-03-030-030-432002	Services & Charges-Communication & Transp-Mailing	Other Services & Charges	94	655	1	1,010	1,010	500	500	500	500	500
101	Common Council	101-03-030-030-432003	Services & Charges-Communication & Transp-Travel	Travel	242	1,378	1,479	10,000	3,300	10,000	10,200	10,400	10,612	10,824
101	Common Council	101-03-030-030-433001	Services & Charges-Printing & Ad-Outside Printing Services	Printing & Advertising	-	-	42	2,097	2,097	1,200	1,200	1,200	1,200	1,200
101	Common Council	101-03-030-030-433003	Services & Charges-Printing & Ad-Promotional	Printing & Advertising	11,012	12,558	7,931	7,000	7,000	5,000	5,000	5,000	5,000	5,000
101	Common Council	101-03-030-030-436001	Services & Charges-Repairs & Maint-Building R&M	Repairs & Maintenance	-	-	32,376	255	1,255	1,000	1,000	1,000	1,000	1,000
101	Common Council	101-03-030-030-436002	Services & Charges-Repairs & Maint-Office Equip R&M	Repairs & Maintenance	20,461	-	1,777	1,000	24,131	2,000	2,000	2,000	2,000	2,000
101	Common Council	101-03-030-030-439000	Services & Charges-Other-Misc Charges & Svcs	Other Services & Charges	-	-	576	-	1,030	500	-	-	-	-
101	Common Council	101-03-030-030-439003	Services & Charges-Other-Subscriptions	Other Services & Charges	10,638	383	1,825	10,500	4,500	10,500	10,710	10,924	11,142	11,365
101	Common Council	101-03-030-030-439006	Services & Charges-Other-Education & Training	Education & Training	790	496	2,069	12,000	3,470	5,000	5,000	3,000	3,000	3,000
101	Common Council	101-03-030-030-439008	Services & Charges-Other-Meeting Expenses	Other Services & Charges	2,456	2,726	1,689	2,500	2,500	2,500	2,550	2,601	2,653	2,706
101	Common Council	101-03-030-030-452003	Other Uses-Interfund Transfer Out-Allocations-IT	Interfund Allocations	59,772	53,497	40,563	54,938	54,938	41,683	47,030	48,328	48,422	50,344
101	Common Council	101-03-030-030-452004	Other Uses-Interfund Transfer Out-Allocations-Liability Ins	Interfund Allocations	1,877	2,144	1,773	-	-	-	-	-	-	-
101	Common Council	101-03-030-030-452006	Other Uses-Interfund Transfer Out-Allocations-Print Shop	Interfund Allocations	485	891	-	-	-	-	-	-	-	-
101	General City	101-04-040-040-439300	Services & Charges-Other-Grants & Subsidies	Grants & Subsidies	43,000	43,000	43,000	43,000	43,000	43,000	43,000	43,000	43,000	43,000
101	General City	101-04-040-040-439999	Services & Charges-Other-Bad Debt Expense	Other Services & Charges	-	-	1,841	-	-	-	-	-	-	-
101	Finance	101-04-400-041-410001	Personnel-Salaries & Wages-Salaried Wages	Salaries & Wages	1,478,842	1,596,383	1,350,787	1,445,027	1,445,027	1,475,146	1,525,048	1,555,546	1,586,659	1,618,393
101	Finance	101-04-400-041-410003	Personnel-Salaries & Wages-Permanent Part Time	Salaries & Wages	-	19,716	3,152	-	-	-	-	-	-	-
101	Finance	101-04-400-041-410005	Personnel-Salaries & Wages-Seasonal & Interns	Salaries & Wages	21,107	3,389	-	-	-	-	-	-	-	-
101	Finance	101-04-400-041-411001	Personnel-Employee Benefits-FICA Regular	Fringe Benefits	111,682	119,862	100,226	110,857	110,857	113,161	116,978	119,311	121,692	124,119
101	Finance	101-04-400-041-411004	Personnel-Employee Benefits-PERF Regular	Fringe Benefits	165,770	177,329	146,527	162,300	162,300	165,673	171,262	174,678	178,163	181,717
101	Finance	101-04-400-041-411007	Personnel-Employee Benefits-Unemployment Comp	Fringe Benefits	-	-	135	434	434	2,360	1,830	1,867	1,904	1,942
101	Finance	101-04-400-041-411008	Personnel-Employee Benefits-Health Insurance	Fringe Benefits	276,501	194,161	221,014	255,429	255,429	284,663	326,663	352,913	368,663	384,413
101	Finance	101-04-400-041-411009	Personnel-Employee Benefits-Life Insurance	Fringe Benefits	2,430	2,675	2,350	2,640	2,640	2,520	2,520	2,520	2,520	2,520
101	Finance	101-04-400-041-411013	Personnel-Employee Benefits-Fringe Benefit Taxes	Fringe Benefits	1,008	766	-	-	-	-	-	-	-	-
101	Finance	101-04-400-041-411014	Personnel-Employee Benefits-Parental Leave	Fringe Benefits	3,681	3,346	4,727	5,058	5,058	5,163	5,033	5,133	5,236	5,341
101	Finance	101-04-400-041-411204	Personnel-Employee Benefits-Auto Allowance	Fringe Benefits	1,000	1,200	2,100	2,100	2,100	2,100	2,100	2,100	2,100	2,100
101	Finance	101-04-400-041-411206	Personnel-Employee Benefits-Cell Phone Allowance	Fringe Benefits	3,080	3,300	3,080	1,980	1,980	1,980	1,980	1,980	1,980	1,980
101	Finance	101-04-400-041-421000	Supplies-Office-Other Office Supplies	Supplies	732	124	516	-	-	-	-	-	-	-
101	Finance	101-04-400-041-421002	Supplies-Office-Stationary & Printing	Supplies	12,947	14,159	13,477	15,420	14,825	15,420	15,420	15,420	15,420	15,420
101	Finance	101-04-400-041-422001	Supplies-Operating-C.S. Gasoline	Supplies	-	-	20	1,000	1,000	1,000	1,000	1,000	1,000	1,000
101	Finance	101-04-400-041-431000	Services & Charges-Professional-Other Professional Svcs	Professional Services	61,137	51,168	43,980	55,000	86,900	116,500	125,500	116,500	125,500	116,500
101	Finance	101-04-400-041-431001	Services & Charges-Professional-Legal Services	Professional Services	360	-	-	-	-	-	-	-	-	-
101	Finance	101-04-400-041-431004	Services & Charges-Professional-Accounting & Auditing	Professional Services	-	-	-	-	-	125,000	125,000	125,000	125,000	125,000
101	Finance	101-04-400-041-432002	Services & Charges-Communication & Transp-Mailing	Other Services & Charges	6,530	9,108	6,285	5,000	5,000	5,000	5,000	5,000	5,000	5,000
101	Finance	101-04-400-041-432003	Services & Charges-Communication & Transp-Travel	Travel	8,103	12,343	2,045	6,000	1,500	6,000	6,000	6,000	6,000	6,000

Fun	Subdivision	Account	Main Account Description	Category Name	2018 ACTUAL	2019 ACTUAL	2020 ACTUAL	2021 ORIGINAL BUDGET	2021 AMENDED BUDGET	2022 PROPOSED BUDGET	2023 FORECAST	2024 FORECAST	2025 FORECAST	2026 FORECAST
101	Finance	101-04-400-041-433001	Services & Charges-Printing & Ad-Outside Printing Services	Printing & Advertising	-	-	1,181	1,000	1,000	1,000	1,000	1,000	1,000	1,000
101	Finance	101-04-400-041-433002	Services & Charges-Printing & Ad-Publication of Legal Notice	Printing & Advertising	976	327	22	1,000	1,000	1,000	1,000	1,000	1,000	1,000
101	Finance	101-04-400-041-436001	Services & Charges-Repairs & Maint-Building R&M	Repairs & Maintenance	90	775	-	-	-	-	-	-	-	-
101	Finance	101-04-400-041-436002	Services & Charges-Repairs & Maint-Office Equip R&M	Repairs & Maintenance	3,260	-	-	-	-	-	-	-	-	-
101	Finance	101-04-400-041-436003	Services & Charges-Repairs & Maint-Auto Equip R&M	Repairs & Maintenance	-	-	2,254	1,100	1,100	1,100	1,100	1,100	1,100	1,100
101	Finance	101-04-400-041-436005	Services & Charges-Repairs & Maint-Other Equip R&M	Repairs & Maintenance	-	9	-	-	-	-	-	-	-	-
101	Finance	101-04-400-041-438100	Services & Charges-Debt Service-Principal	Debt Service Principal	7,526	-	-	-	-	-	-	-	-	-
101	Finance	101-04-400-041-438200	Services & Charges-Debt Service-Interest	Debt Service Interest & Fees	1,693	-	-	-	-	-	-	-	-	-
101	Finance	101-04-400-041-439000	Services & Charges-Other-Misc Charges & Svcs	Other Services & Charges	8,551	12,885	2,405	1,585	1,485	1,585	1,585	1,585	1,585	1,585
101	Finance	101-04-400-041-439002	Services & Charges-Other-Licenses & Permits	Other Services & Charges	-	-	-	-	100	-	-	-	-	-
101	Finance	101-04-400-041-439003	Services & Charges-Other-Subscriptions	Other Services & Charges	-	49	-	-	-	-	-	-	-	-
101	Finance	101-04-400-041-439004	Services & Charges-Other-Dues & Memberships	Other Services & Charges	8,622	8,677	3,882	2,500	2,500	2,500	2,500	2,500	2,500	2,500
101	Finance	101-04-400-041-439005	Services & Charges-Other-Bank & Credit Card Fees	Other Services & Charges	2,102	2,312	1,856	2,500	5,500	2,500	2,500	2,500	2,500	2,500
101	Finance	101-04-400-041-439006	Services & Charges-Other-Education & Training	Education & Training	8,823	7,175	1,994	5,760	4,260	5,760	5,760	5,760	5,760	5,760
101	Finance	101-04-400-041-439100	Services & Charges-Other-Refunds/Awards/Indemnities	Other Services & Charges	880	194	-	-	3,000	-	-	-	-	-
101	Finance	101-04-400-041-452000	Other Uses-Interfund Transfer Out-Transfers Out	Interfund Transfers Out	500	-	-	-	-	-	-	-	-	-
101	Finance	101-04-400-041-452003	Other Uses-Interfund Transfer Out-Allocations-IT	Interfund Allocations	176,821	202,753	299,199	193,291	193,291	179,151	176,777	178,875	180,012	182,851
101	Finance	101-04-400-041-452004	Other Uses-Interfund Transfer Out-Allocations-Liability Ins	Interfund Allocations	6,156	7,345	4,028	142	142	-	-	-	-	-
101	Finance	101-04-400-041-452006	Other Uses-Interfund Transfer Out-Allocations-Print Shop	Interfund Allocations	8,412	10,040	-	-	-	-	-	-	-	-
101	Finance	101-04-400-041-452007	Other Uses-Interfund Transfer Out-Allocations-Central Stores	Interfund Allocations	5,364	8,149	-	-	-	-	-	-	-	-
101	Human Resources	101-04-400-042-410001	Personnel-Salaries & Wages-Salaried Wages	Salaries & Wages	-	-	374,001	442,667	442,667	526,961	#N/A	#N/A	#N/A	#N/A
101	Human Resources	101-04-400-042-410005	Personnel-Salaries & Wages-Seasonal & Interns	Salaries & Wages	-	-	909	3,636	3,636	3,636	3,636	3,636	3,636	3,636
101	Human Resources	101-04-400-042-411001	Personnel-Employee Benefits-FICA Regular	Fringe Benefits	-	-	27,492	34,344	34,344	40,793	#N/A	#N/A	#N/A	#N/A
101	Human Resources	101-04-400-042-411004	Personnel-Employee Benefits-PERF Regular	Fringe Benefits	-	-	39,874	49,874	49,874	59,315	#N/A	#N/A	#N/A	#N/A
101	Human Resources	101-04-400-042-411007	Personnel-Employee Benefits-Unemployment Comp	Fringe Benefits	-	-	38	133	133	843	#N/A	#N/A	#N/A	#N/A
101	Human Resources	101-04-400-042-411008	Personnel-Employee Benefits-Health Insurance	Fringe Benefits	-	-	68,242	81,273	81,273	108,443	124,443	134,443	140,443	146,443
101	Human Resources	101-04-400-042-411009	Personnel-Employee Benefits-Life Insurance	Fringe Benefits	-	-	675	840	840	960	960	960	960	960
101	Human Resources	101-04-400-042-411014	Personnel-Employee Benefits-Parental Leave	Fringe Benefits	-	-	1,309	1,549	1,549	1,844	#N/A	#N/A	#N/A	#N/A
101	Human Resources	101-04-400-042-411206	Personnel-Employee Benefits-Cell Phone Allowance	Fringe Benefits	-	-	1,760	2,640	2,640	2,640	2,640	2,640	2,640	2,640
101	Human Resources	101-04-400-042-421000	Supplies-Office-Other Office Supplies	Supplies	-	-	37	-	-	-	-	-	-	-
101	Human Resources	101-04-400-042-421002	Supplies-Office-Stationary & Printing	Supplies	-	-	185	-	1,100	1,500	1,500	1,500	1,500	1,500
101	Human Resources	101-04-400-042-422000	Supplies-Operating-Other Operating Supplies	Supplies	-	-	420	750	650	9,750	9,750	9,750	9,750	9,750
101	Human Resources	101-04-400-042-432003	Services & Charges-Communication & Transp-Travel	Travel	-	-	-	3,000	3,000	6,000	6,000	6,000	6,000	6,000
101	Human Resources	101-04-400-042-433001	Services & Charges-Printing & Ad-Outside Printing Services	Printing & Advertising	-	-	999	7,060	6,560	7,060	6,861	6,778	6,899	7,017
101	Human Resources	101-04-400-042-436001	Services & Charges-Repairs & Maint-Building R&M	Repairs & Maintenance	-	-	100	-	150	-	-	-	-	-
101	Human Resources	101-04-400-042-439000	Services & Charges-Other-Misc Charges & Svcs	Other Services & Charges	-	-	1,710	6,000	5,800	6,000	6,000	6,000	6,000	6,000
101	Human Resources	101-04-400-042-439004	Services & Charges-Other-Dues & Memberships	Other Services & Charges	-	-	50	-	550	1,000	1,000	1,000	1,000	1,000
101	Human Resources	101-04-400-042-439006	Services & Charges-Other-Education & Training	Education & Training	-	-	795	3,200	3,200	52,700	52,700	52,700	52,700	52,700
101	Human Resources	101-04-400-042-452003	Other Uses-Interfund Transfer Out-Allocations-IT	Interfund Allocations	-	-	78,135	97,478	97,478	123,603	127,745	129,419	130,330	132,563
101	Human Resources	101-04-400-042-452004	Other Uses-Interfund Transfer Out-Allocations-Liability Ins	Interfund Allocations	-	-	1,182	-	-	104	105	106	107	108
101	Diversity & Inclusion	101-04-401-043-452003	Other Uses-Interfund Transfer Out-Allocations-IT	Interfund Allocations	-	-	18,548	63,404	63,404	82,029	84,494	86,251	87,462	88,677
101	Diversity & Inclusion	101-04-401-043-452004	Other Uses-Interfund Transfer Out-Allocations-Liability Ins	Interfund Allocations	-	-	394	-	-	-	-	-	-	-
101	Human Rights General	101-04-402-044-452002	Other Uses-Interfund Transfer Out-Allocations-Admin Cost	Interfund Allocations	14,301	15,518	14,992	15,354	15,354	23,184	23,532	23,885	24,243	24,607
101	Human Rights General	101-04-402-044-452003	Other Uses-Interfund Transfer Out-Allocations-IT	Interfund Allocations	50,981	30,944	11,168	30,821	30,821	23,870	25,939	26,152	26,178	26,988
101	Human Rights General	101-04-402-044-452004	Other Uses-Interfund Transfer Out-Allocations-Liability Ins	Interfund Allocations	1,251	715	985	-	-	-	-	-	-	-
101	Human Rights General	101-04-402-044-452006	Other Uses-Interfund Transfer Out-Allocations-Print Shop	Interfund Allocations	1,086	1,502	-	-	-	-	-	-	-	-
101	Human Rights General	101-04-402-044-452007	Other Uses-Interfund Transfer Out-Allocations-Central Stores	Interfund Allocations	612	812	-	-	-	-	-	-	-	-
101	Legal Dept	101-05-050-050-410001	Personnel-Salaries & Wages-Salaried Wages	Salaries & Wages	706,119	779,959	890,678	971,472	971,472	1,060,657	1,081,866	1,103,506	1,125,577	1,148,088
101	Legal Dept	101-05-050-050-410005	Personnel-Salaries & Wages-Seasonal & Interns	Salaries & Wages	2,607	18,251	16,950	24,680	24,680	24,680	24,680	24,680	24,680	24,680
101	Legal Dept	101-05-050-050-411001	Personnel-Employee Benefits-FICA Regular	Fringe Benefits	53,288	60,229	68,435	76,481	76,481	83,028	84,651	86,306	87,995	89,717
101	Legal Dept	101-05-050-050-411004	Personnel-Employee Benefits-PERF Regular	Fringe Benefits	78,676	87,977	98,231	109,208	109,208	118,794	121,169	123,593	126,065	128,586
101	Legal Dept	101-05-050-050-411007	Personnel-Employee Benefits-Unemployment Comp	Fringe Benefits	-	-	82	291	291	1,697	1,298	1,324	1,351	1,378
101	Legal Dept	101-05-050-050-411008	Personnel-Employee Benefits-Health Insurance	Fringe Benefits	132,486	97,101	123,789	150,935	150,935	176,220	202,220	218,470	228,220	237,970
101	Legal Dept	101-05-050-050-411009	Personnel-Employee Benefits-Life Insurance	Fringe Benefits	1,065	1,215	1,365	1,560	1,560	1,560	1,560	1,560	1,560	1,560
101	Legal Dept	101-05-050-050-411014	Personnel-Employee Benefits-Parental Leave	Fringe Benefits	1,603	1,482	2,872	3,400	3,400	3,712	3,570	3,642	3,714	3,789
101	Legal Dept	101-05-050-050-411204	Personnel-Employee Benefits-Auto Allowance	Fringe Benefits	5,100	3,600	3,600	3,600	3,600	-	-	-	-	-



Fun	Subdivision	Account	Main Account Description	Category Name	2018 ACTUAL	2019 ACTUAL	2020 ACTUAL	2021 ORIGINAL BUDGET	2021 AMENDED BUDGET	2022 PROPOSED BUDGET	2023 FORECAST	2024 FORECAST	2025 FORECAST	2026 FORECAST
101	Legal Dept	101-05-050-050-421002	Supplies-Office-Stationary & Printing	Supplies	2,962	1,771	3,568	3,500	3,500	3,500	3,500	3,500	3,500	3,500
101	Legal Dept	101-05-050-050-422001	Supplies-Operating-C.S. Gasoline	Supplies	-	-	-	50	50	-	-	-	-	-
101	Legal Dept	101-05-050-050-431000	Services & Charges-Professional-Other Professional Svcs	Professional Services	420	475	1,440	2,550	2,550	2,550	2,601	2,653	2,706	2,760
101	Legal Dept	101-05-050-050-432002	Services & Charges-Communication & Transp-Mailing	Other Services & Charges	889	1,519	992	1,500	1,500	1,500	1,530	1,561	1,592	1,624
101	Legal Dept	101-05-050-050-432003	Services & Charges-Communication & Transp-Travel	Travel	1,315	2,804	-	5,000	4,000	5,500	5,100	5,100	5,000	5,000
101	Legal Dept	101-05-050-050-433001	Services & Charges-Printing & Ad-Outside Printing Services	Printing & Advertising	-	-	106	500	500	1,000	500	500	500	500
101	Legal Dept	101-05-050-050-436001	Services & Charges-Repairs & Maint-Building R&M	Repairs & Maintenance	-	-	100	-	-	-	-	-	-	-
101	Legal Dept	101-05-050-050-439000	Services & Charges-Other-Misc Charges & Svcs	Other Services & Charges	-	-	-	-	500	-	-	-	-	-
101	Legal Dept	101-05-050-050-439003	Services & Charges-Other-Subscriptions	Other Services & Charges	14,507	11,370	12,927	15,000	16,679	15,000	15,300	15,606	15,918	16,236
101	Legal Dept	101-05-050-050-439004	Services & Charges-Other-Dues & Memberships	Other Services & Charges	1,940	1,915	2,910	2,300	2,350	3,000	2,346	2,393	2,441	2,490
101	Legal Dept	101-05-050-050-439006	Services & Charges-Other-Education & Training	Education & Training	6,917	10,998	8,063	11,000	11,021	12,000	12,000	13,000	13,050	13,050
101	Legal Dept	101-05-050-050-439999	Services & Charges-Other-Bad Debt Expense	Other Services & Charges	-	-	100	-	-	-	-	-	-	-
101	Legal Dept	101-05-050-050-452003	Other Uses-Interfund Transfer Out-Allocations-IT	Interfund Allocations	73,815	68,116	49,105	110,785	110,785	117,050	121,422	124,945	126,395	128,582
101	Legal Dept	101-05-050-050-452004	Other Uses-Interfund Transfer Out-Allocations-Liability Ins	Interfund Allocations	2,294	26,832	13,715	64,104	64,104	54,602	55,148	55,699	56,256	56,819
101	Legal Dept	101-05-050-050-452006	Other Uses-Interfund Transfer Out-Allocations-Print Shop	Interfund Allocations	1,008	516	-	-	-	-	-	-	-	-
101	Legal Dept	101-05-050-050-452007	Other Uses-Interfund Transfer Out-Allocations-Central Stores	Interfund Allocations	1,035	1,255	-	-	-	-	-	-	-	-
101	Engineering	101-06-600-500-410001	Personnel-Salaries & Wages-Salaried Wages	Salaries & Wages	592,945	1,548,855	1,618,862	1,779,441	1,761,441	1,877,476	1,834,730	1,871,429	1,908,856	1,947,031
101	Engineering	101-06-600-500-410003	Personnel-Salaries & Wages-Permanent Part Time	Salaries & Wages	31,641	58,442	38,309	-	18,000	18,000	18,000	18,000	18,000	18,000
101	Engineering	101-06-600-500-410005	Personnel-Salaries & Wages-Seasonal & Interns	Salaries & Wages	26,955	23,499	23,050	37,440	37,440	37,440	37,440	37,440	37,440	37,440
101	Engineering	101-06-600-500-411001	Personnel-Employee Benefits-FICA Regular	Fringe Benefits	49,266	124,762	128,106	140,726	140,726	149,603	146,333	149,140	152,004	154,924
101	Engineering	101-06-600-500-411004	Personnel-Employee Benefits-PERF Regular	Fringe Benefits	67,094	175,917	183,875	201,838	201,838	212,817	208,030	212,140	216,332	220,608
101	Engineering	101-06-600-500-411007	Personnel-Employee Benefits-Unemployment Comp	Fringe Benefits	-	-	162	534	534	3,004	2,202	2,246	2,291	2,336
101	Engineering	101-06-600-500-411008	Personnel-Employee Benefits-Health Insurance	Fringe Benefits	120,048	184,367	243,105	268,710	268,710	338,885	373,330	403,330	421,330	439,330
101	Engineering	101-06-600-500-411009	Personnel-Employee Benefits-Life Insurance	Fringe Benefits	1,063	2,665	2,775	2,880	2,880	3,000	2,880	2,880	2,880	2,880
101	Engineering	101-06-600-500-411014	Personnel-Employee Benefits-Parental Leave	Fringe Benefits	1,541	3,653	5,666	6,228	6,228	6,571	6,055	6,176	6,299	6,425
101	Engineering	101-06-600-500-411202	Personnel-Employee Benefits-Shoe Allowance	Fringe Benefits	130	195	-	320	320	320	320	320	320	320
101	Engineering	101-06-600-500-411204	Personnel-Employee Benefits-Auto Allowance	Fringe Benefits	2,241	11,100	10,800	10,800	10,800	10,800	10,800	10,800	10,800	10,800
101	Engineering	101-06-600-500-411205	Personnel-Employee Benefits-Parking Allowance	Fringe Benefits	1,260	1,050	1,365	1,260	1,260	1,260	1,260	1,260	1,260	1,260
101	Engineering	101-06-600-500-411206	Personnel-Employee Benefits-Cell Phone Allowance	Fringe Benefits	4,767	12,155	12,210	11,880	11,880	11,880	11,880	11,880	11,880	11,880
101	Engineering	101-06-600-500-421001	Supplies-Office-Official Records	Supplies	893	-	491	750	750	1,250	1,250	1,250	1,250	1,200
101	Engineering	101-06-600-500-421002	Supplies-Office-Stationary & Printing	Supplies	6,507	4,905	2,480	9,600	9,600	9,000	9,000	9,000	9,000	9,000
101	Engineering	101-06-600-500-422000	Supplies-Operating-Other Operating Supplies	Supplies	31	5,454	1,024	3,600	3,600	4,000	4,000	4,000	4,000	4,000
101	Engineering	101-06-600-500-422001	Supplies-Operating-C.S. Gasoline	Supplies	1,425	1,638	1,149	2,250	2,250	2,250	2,250	2,250	2,250	2,250
101	Engineering	101-06-600-500-423000	Supplies-Repair & Maint-Other R&M Supplies	Supplies	1,026	-	-	1,200	1,200	1,200	1,200	1,200	1,200	1,200
101	Engineering	101-06-600-500-423006	Supplies-Repair & Maint-Small Tools & Equipment	Supplies	3,648	668	-	5,300	5,300	5,000	4,900	4,800	4,700	4,600
101	Engineering	101-06-600-500-431000	Services & Charges-Professional-Other Professional Svcs	Professional Services	118,203	139,573	151,673	150,000	361,831	150,000	150,000	148,000	147,000	147,000
101	Engineering	101-06-600-500-432002	Services & Charges-Communication & Transp-Mailing	Other Services & Charges	960	2,124	947	2,000	2,000	2,000	2,000	2,000	2,000	2,000
101	Engineering	101-06-600-500-432003	Services & Charges-Communication & Transp-Travel	Travel	11,736	9,682	3,762	15,250	15,273	15,250	15,250	13,500	13,500	13,500
101	Engineering	101-06-600-500-433001	Services & Charges-Printing & Ad-Outside Printing Services	Printing & Advertising	861	1,715	1,316	6,535	6,535	6,535	6,383	6,261	6,193	6,123
101	Engineering	101-06-600-500-433002	Services & Charges-Printing & Ad-Publication of Legal Notice	Printing & Advertising	1,404	1,805	556	2,000	3,032	2,000	2,000	2,000	2,000	2,000
101	Engineering	101-06-600-500-436001	Services & Charges-Repairs & Maint-Building R&M	Repairs & Maintenance	13,392	1,249	840	21,000	19,800	20,000	20,000	20,000	20,000	20,000
101	Engineering	101-06-600-500-436002	Services & Charges-Repairs & Maint-Office Equip R&M	Repairs & Maintenance	3,118	-	-	1,500	1,500	1,500	1,500	1,500	1,500	1,500
101	Engineering	101-06-600-500-436003	Services & Charges-Repairs & Maint-Auto Equip R&M	Repairs & Maintenance	3,478	3,483	4,014	4,000	4,000	5,000	5,000	5,000	5,000	5,000
101	Engineering	101-06-600-500-436006	Services & Charges-Repairs & Maint-Radio Equip R&M	Repairs & Maintenance	-	108	865	-	1,200	1,200	1,200	1,200	1,200	1,200
101	Engineering	101-06-600-500-438100	Services & Charges-Debt Service-Principal	Debt Service Principal	20,099	14,637	10,755	8,259	8,259	3,880	3,997	4,118	4,242	4,242
101	Engineering	101-06-600-500-438200	Services & Charges-Debt Service-Interest	Debt Service Interest & Fees	1,190	407	194	624	624	459	341	221	96	96
101	Engineering	101-06-600-500-439000	Services & Charges-Other-Misc Charges & Svcs	Other Services & Charges	11,774	8,513	9,111	12,000	11,036	27,000	27,000	27,000	27,000	27,000
101	Engineering	101-06-600-500-439003	Services & Charges-Other-Subscriptions	Other Services & Charges	887	187	-	1,000	1,000	1,000	1,000	1,000	1,000	1,000
101	Engineering	101-06-600-500-439004	Services & Charges-Other-Dues & Memberships	Other Services & Charges	3,615	3,571	2,106	4,000	4,106	4,000	4,000	4,000	4,000	4,000
101	Engineering	101-06-600-500-439005	Services & Charges-Other-Bank & Credit Card Fees	Other Services & Charges	552	775	916	500	1,000	500	500	500	500	500
101	Engineering	101-06-600-500-439006	Services & Charges-Other-Education & Training	Education & Training	24,323	7,953	1,500	21,000	21,000	21,000	21,000	21,000	21,000	21,000
101	Engineering	101-06-600-500-439099	Services & Charges-Other-Cashier Over/Short	Other Services & Charges	-	-	(1,150)	-	-	-	-	-	-	-
101	Engineering	101-06-600-500-439100	Services & Charges-Other-Refunds/Awards/Indemnities	Other Services & Charges	-	3,748	300	1,800	1,800	1,800	1,800	1,200	1,200	1,000
101	Engineering	101-06-600-500-439999	Services & Charges-Other-Bad Debt Expense	Other Services & Charges	-	-	84	-	800	-	-	-	-	-
101	Engineering	101-06-600-500-452002	Other Uses-Interfund Transfer Out-Allocations-Admin Cost	Interfund Allocations	45,996	55,204	117,035	153,802	153,802	174,609	177,228	179,886	182,584	185,323
101	Engineering	101-06-600-500-452003	Other Uses-Interfund Transfer Out-Allocations-IT	Interfund Allocations	279,301	276,287	276,638	375,441	375,441	282,876	288,451	294,369	297,396	300,210

Fun	Subdivision	Account	Main Account Description	Category Name	2018 ACTUAL	2019 ACTUAL	2020 ACTUAL	2021 ORIGINAL BUDGET	2021 AMENDED BUDGET	2022 PROPOSED BUDGET	2023 FORECAST	2024 FORECAST	2025 FORECAST	2026 FORECAST
101	Engineering	101-06-600-500-452004	Other Uses-Interfund Transfer Out-Allocations-Liability Ins	Interfund Allocations	14,772	28,225	24,767	37,789	37,789	4,804	4,852	4,901	4,950	5,000
101	Engineering	101-06-600-500-452006	Other Uses-Interfund Transfer Out-Allocations-Print Shop	Interfund Allocations	2,962	3,459	-	-	-	-	-	-	-	-
101	Engineering	101-06-600-500-452007	Other Uses-Interfund Transfer Out-Allocations-Central Stores	Interfund Allocations	1,600	2,191	-	-	-	-	-	-	-	-
101	Sustainability	101-06-601-501-452003	Other Uses-Interfund Transfer Out-Allocations-IT	Interfund Allocations	-	19,234	9,149	19,883	19,883	-	-	-	-	-
101	Sustainability	101-06-601-501-452004	Other Uses-Interfund Transfer Out-Allocations-Liability Ins	Interfund Allocations	-	-	591	263	263	-	-	-	-	-
101	Police General	101-08-080-080-410001	Personnel-Salaries & Wages-Salaried Wages	Salaries & Wages	13,786,258	13,955,636	12,871,751	13,343,330	13,313,130	10,731,650	12,686,639	12,754,322	12,964,527	13,190,083
101	Police General	101-08-080-080-410002	Personnel-Salaries & Wages-Teamster Wages	Salaries & Wages	112,677	109,619	113,558	119,459	119,459	121,319	122,532	123,758	124,996	126,247
101	Police General	101-08-080-080-410003	Personnel-Salaries & Wages-Permanent Part Time	Salaries & Wages	119,255	167,815	153,384	141,890	141,890	141,890	141,890	141,890	141,890	144,728
101	Police General	101-08-080-080-410004	Personnel-Salaries & Wages-Extra & Overtime	Salaries & Wages	2,297,947	1,775,878	1,419,133	1,645,221	1,645,221	1,997,860	1,997,860	1,997,860	1,997,860	1,997,860
101	Police General	101-08-080-080-410005	Personnel-Salaries & Wages-Seasonal & Interns	Salaries & Wages	28,760	33,193	5,982	36,544	36,544	36,544	36,544	36,544	36,544	36,544
101	Police General	101-08-080-080-410009	Personnel-Salaries & Wages-Sick Leave Buy Back/Retir	Salaries & Wages	-	21,339	29,276	-	48,000	-	-	-	-	-
101	Police General	101-08-080-080-410012	Personnel-Salaries & Wages-Special Pays	Salaries & Wages	1,261,384	1,062,005	894,622	1,250,192	1,250,192	1,716,554	1,462,075	1,462,075	1,462,075	1,462,075
101	Police General	101-08-080-080-410013	Personnel-Salaries & Wages-Critical Duty Days	Salaries & Wages	91,661	87,358	69,876	88,000	88,000	110,000	110,000	110,000	110,000	110,000
101	Police General	101-08-080-080-410014	Personnel-Salaries & Wages-Contract Add Pays	Salaries & Wages	5,792	5,381	5,874	3,008	3,008	3,008	3,008	3,008	3,008	3,008
101	Police General	101-08-080-080-411001	Personnel-Employee Benefits-FICA Regular	Fringe Benefits	174,663	183,582	142,658	133,732	133,732	142,401	144,769	147,184	149,646	152,375
101	Police General	101-08-080-080-411002	Personnel-Employee Benefits-FICA Police	Fringe Benefits	206,881	205,620	192,470	220,208	220,208	285,556	286,371	290,967	295,654	300,436
101	Police General	101-08-080-080-411004	Personnel-Employee Benefits-PERF Regular	Fringe Benefits	206,385	223,170	167,764	175,805	175,805	188,498	191,965	195,500	199,106	202,782
101	Police General	101-08-080-080-411005	Personnel-Employee Benefits-PERF Union	Fringe Benefits	1,858	1,402	1,406	2,033	2,033	2,061	2,079	2,097	2,116	2,135
101	Police General	101-08-080-080-411006	Personnel-Employee Benefits-PERF Police Union	Fringe Benefits	2,058,473	2,070,191	1,989,624	1,998,616	1,998,616	2,880,934	2,880,934	2,880,934	2,880,934	2,880,934
101	Police General	101-08-080-080-411007	Personnel-Employee Benefits-Unemployment Comp	Fringe Benefits	-	-	1,533	4,039	4,039	33,640	25,335	25,753	26,179	26,614
101	Police General	101-08-080-080-411008	Personnel-Employee Benefits-Health Insurance	Fringe Benefits	3,372,900	2,254,151	2,596,686	2,542,678	2,542,678	3,605,736	4,137,736	4,470,236	4,669,736	4,869,236
101	Police General	101-08-080-080-411009	Personnel-Employee Benefits-Life Insurance	Fringe Benefits	28,065	28,085	26,070	26,280	26,280	31,920	31,920	31,920	31,920	31,920
101	Police General	101-08-080-080-411010	Personnel-Employee Benefits-Med/Surgical/Dental	Fringe Benefits	2,094	-	-	18,000	-	-	-	-	-	-
101	Police General	101-08-080-080-411014	Personnel-Employee Benefits-Parental Leave	Fringe Benefits	40,599	41,162	54,478	57,572	57,572	73,587	69,670	70,820	71,993	73,190
101	Police General	101-08-080-080-411015	Personnel-Employee Benefits-Other Fringe Benefits	Fringe Benefits	200	200	-	-	200	-	-	-	-	-
101	Police General	101-08-080-080-411200	Personnel-Employee Benefits-Clothing Allowance	Fringe Benefits	268,688	262,512	246,797	282,000	282,000	345,000	345,000	345,000	345,000	345,000
101	Police General	101-08-080-080-411201	Personnel-Employee Benefits-Tool Allowance	Fringe Benefits	-	-	-	195	195	195	195	195	195	195
101	Police General	101-08-080-080-411203	Personnel-Employee Benefits-Job Readiness Allow.	Fringe Benefits	1,275	1,488	1,275	1,275	1,275	1,275	1,275	1,275	1,275	1,275
101	Police General	101-08-080-080-411206	Personnel-Employee Benefits-Cell Phone Allowance	Fringe Benefits	3,775	3,665	2,400	5,788	5,788	5,128	5,128	5,128	5,128	5,128
101	Police General	101-08-080-080-421000	Supplies-Office-Other Office Supplies	Supplies	1,288	-	322	-	1,000	1,000	1,000	1,000	1,000	1,000
101	Police General	101-08-080-080-421002	Supplies-Office-Stationary & Printing	Supplies	36,278	29,491	37,818	25,000	24,000	24,000	24,000	24,000	24,000	24,000
101	Police General	101-08-080-080-422000	Supplies-Operating-Other Operating Supplies	Supplies	549,053	194,573	263,454	416,000	467,082	416,000	416,000	326,000	326,000	326,000
101	Police General	101-08-080-080-422001	Supplies-Operating-C.S. Gasoline	Supplies	67,259	515,652	333,318	634,960	634,960	634,960	634,960	634,960	634,960	634,960
101	Police General	101-08-080-080-422003	Supplies-Operating-Gasoline	Supplies	3,856	2,668	913	3,000	3,000	3,000	3,000	3,000	3,000	3,000
101	Police General	101-08-080-080-422005	Supplies-Operating-Uniforms	Supplies	28,564	110,645	101,268	30,000	30,235	30,000	30,000	30,000	30,000	30,000
101	Police General	101-08-080-080-422007	Supplies-Operating-Cleaning Supplies	Supplies	10,245	10,360	9,745	10,000	10,468	10,000	10,000	10,000	10,000	10,000
101	Police General	101-08-080-080-422008	Supplies-Operating-Medical/Safety Supplies	Supplies	1,127	2,145	366	3,000	3,000	3,000	3,000	3,000	3,000	3,000
101	Police General	101-08-080-080-422022	Supplies-Operating-Laboratory Supplies	Supplies	10,234	24,324	50	-	-	-	-	-	-	-
101	Police General	101-08-080-080-423000	Supplies-Repair & Maint-Other R&M Supplies	Supplies	-	-	638	-	-	-	-	-	-	-
101	Police General	101-08-080-080-423001	Supplies-Repair & Maint-Building Materials	Supplies	5,940	12,058	11,195	15,000	15,732	15,000	15,000	15,000	15,000	15,000
101	Police General	101-08-080-080-423006	Supplies-Repair & Maint-Small Tools & Equipment	Supplies	805	3,907	2,797	5,000	7,540	5,000	5,000	5,000	5,000	5,000
101	Police General	101-08-080-080-423009	Supplies-Repair & Maint-Repair Parts	Supplies	-	-	2,550	5,000	5,000	5,000	5,000	5,000	5,000	5,000
101	Police General	101-08-080-080-431000	Services & Charges-Professional-Other Professional Svcs	Professional Services	209,454	500,397	519,798	345,000	343,900	55,000	55,000	55,000	55,000	55,000
101	Police General	101-08-080-080-431001	Services & Charges-Professional-Legal Services	Professional Services	211,943	144,022	185,794	350,000	353,841	350,000	350,000	350,000	350,000	350,000
101	Police General	101-08-080-080-431009	Services & Charges-Professional-Computer & Technology	Professional Services	-	-	45,489	-	40,000	-	-	-	-	-
101	Police General	101-08-080-080-431012	Services & Charges-Professional-Veterinary Services	Professional Services	13,113	13,185	14,225	15,000	15,000	15,000	15,000	15,000	15,000	15,000
101	Police General	101-08-080-080-431014	Services & Charges-Professional-Collection Costs	Professional Services	75	100	-	-	925	-	-	-	-	-
101	Police General	101-08-080-080-432002	Services & Charges-Communication & Transp-Mailing	Other Services & Charges	9,786	7,382	5,560	12,000	12,000	12,000	12,000	12,000	12,000	12,000
101	Police General	101-08-080-080-432003	Services & Charges-Communication & Transp-Travel	Travel	1,433	1,339	1,648	-	-	-	-	-	-	-
101	Police General	101-08-080-080-432005	Services & Charges-Communication & Transp-Mileage Reimb	Travel	-	-	-	250	250	250	250	250	250	250
101	Police General	101-08-080-080-433001	Services & Charges-Printing & Ad-Outside Printing Services	Printing & Advertising	-	-	3,288	24,721	24,721	24,721	24,100	23,840	24,216	24,586
101	Police General	101-08-080-080-435001	Services & Charges-Utility Services-Electric	Utilities	138,902	138,694	132,039	129,630	129,630	129,630	132,223	134,867	137,564	140,315
101	Police General	101-08-080-080-435002	Services & Charges-Utility Services-Natural Gas	Utilities	28,779	29,447	20,728	27,778	27,778	27,778	28,334	28,901	29,479	30,069
101	Police General	101-08-080-080-435004	Services & Charges-Utility Services-Water	Utilities	16,237	16,925	18,185	17,000	17,000	17,000	17,000	17,000	17,000	17,000
101	Police General	101-08-080-080-436001	Services & Charges-Repairs & Maint-Building R&M	Repairs & Maintenance	38,765	36,060	82,908	60,000	93,773	60,000	60,000	60,000	60,000	60,000
101	Police General	101-08-080-080-436002	Services & Charges-Repairs & Maint-Office Equip R&M	Repairs & Maintenance	39,617	22,051	1,454	25,000	25,000	25,000	25,000	25,000	25,000	25,000

Fun	Subdivision	Account	Main Account Description	Category Name	2018 ACTUAL	2019 ACTUAL	2020 ACTUAL	2021 ORIGINAL BUDGET	2021 AMENDED BUDGET	2022 PROPOSED BUDGET	2023 FORECAST	2024 FORECAST	2025 FORECAST	2026 FORECAST
101	Police General	101-08-080-080-436003	Services & Charges-Repairs & Maint-Auto Equip R&M	Repairs & Maintenance	116,337	641,958	580,455	675,000	675,000	675,000	675,000	675,000	675,000	675,000
101	Police General	101-08-080-080-436005	Services & Charges-Repairs & Maint-Other Equip R&M	Repairs & Maintenance	5,115	10,158	6,867	15,199	15,199	15,199	15,199	15,199	15,199	15,199
101	Police General	101-08-080-080-436006	Services & Charges-Repairs & Maint-Radio Equip R&M	Repairs & Maintenance	128,159	196,032	200,304	205,000	205,000	205,000	205,000	205,000	205,000	205,000
101	Police General	101-08-080-080-437001	Services & Charges-Rentals-Land	Other Services & Charges	26,500	27,000	28,000	28,500	28,500	28,500	29,000	29,500	30,000	30,500
101	Police General	101-08-080-080-438100	Services & Charges-Debt Service-Principal	Debt Service Principal	141,435	137,083	139,178	141,306	141,306	-	-	-	-	-
101	Police General	101-08-080-080-438200	Services & Charges-Debt Service-Interest	Debt Service Interest & Fees	8,406	5,837	3,742	1,616	1,616	-	-	-	-	-
101	Police General	101-08-080-080-439000	Services & Charges-Other-Misc Charges & Svcs	Other Services & Charges	93,325	45,329	46,260	90,000	101,142	90,000	90,000	90,000	90,000	90,000
101	Police General	101-08-080-080-439003	Services & Charges-Other-Subscriptions	Other Services & Charges	578	1,056	512	1,000	1,000	1,000	1,000	1,000	1,000	1,000
101	Police General	101-08-080-080-439004	Services & Charges-Other-Dues & Memberships	Other Services & Charges	3,559	1,825	3,435	3,108	3,608	3,108	3,108	3,108	3,108	3,108
101	Police General	101-08-080-080-439005	Services & Charges-Other-Bank & Credit Card Fees	Other Services & Charges	-	-	65	-	-	-	-	-	-	-
101	Police General	101-08-080-080-439006	Services & Charges-Other-Education & Training	Education & Training	4,785	350	426	-	16,500	-	-	-	-	-
101	Police General	101-08-080-080-439100	Services & Charges-Other-Refunds/Awards/Indemnities	Other Services & Charges	-	-	-	5,000	5,000	5,000	5,000	5,000	5,000	5,000
101	Police General	101-08-080-080-439999	Services & Charges-Other-Bad Debt Expense	Other Services & Charges	-	-	397	300	300	300	300	300	300	300
101	Police General	101-08-080-080-445001	Capital Outlay-Machinery & Equip-Police Equipment	Capital	-	102,885	-	-	-	-	-	-	-	-
101	Police General	101-08-080-080-452000	Other Uses-Interfund Transfer Out-Transfers Out	Interfund Transfers Out	-	26,423	-	-	-	-	-	-	-	-
101	Police General	101-08-080-080-452002	Other Uses-Interfund Transfer Out-Allocations-Admin Cost	Interfund Allocations	964,116	1,000,414	1,214,804	1,469,736	1,469,736	1,614,953	1,639,177	1,663,765	1,688,721	1,714,052
101	Police General	101-08-080-080-452003	Other Uses-Interfund Transfer Out-Allocations-IT	Interfund Allocations	1,437,435	1,651,370	1,316,652	2,254,788	2,254,788	2,278,636	2,253,622	2,207,180	2,281,267	2,097,793
101	Police General	101-08-080-080-452004	Other Uses-Interfund Transfer Out-Allocations-Liability Ins	Interfund Allocations	612,148	1,628,559	1,113,665	1,132,897	1,132,897	1,239,892	1,252,291	1,264,814	1,277,462	1,290,237
101	Police General	101-08-080-080-452006	Other Uses-Interfund Transfer Out-Allocations-Print Shop	Interfund Allocations	20,605	24,156	-	-	-	-	-	-	-	-
101	Police General	101-08-080-080-452007	Other Uses-Interfund Transfer Out-Allocations-Central Stores	Interfund Allocations	20,944	28,773	-	-	-	-	-	-	-	-
101	Police General	101-08-080-080-452009	Other Uses-Interfund Transfer Out-Allocations-Facilities Mgt	Interfund Allocations	-	-	6,310	6,036	6,036	7,290	7,290	7,381	7,518	7,518
101	Crime Lab	101-08-080-083-410001	Personnel-Salaries & Wages-Salaried Wages	Salaries & Wages	-	-	375,889	435,148	435,148	443,851	452,728	461,782	471,018	480,439
101	Crime Lab	101-08-080-083-410003	Personnel-Salaries & Wages-Permanent Part Time	Salaries & Wages	-	-	19,317	28,611	28,611	28,611	28,611	28,611	28,611	28,611
101	Crime Lab	101-08-080-083-410004	Personnel-Salaries & Wages-Extra & Overtime	Salaries & Wages	-	-	-	-	-	-	-	-	-	-
101	Crime Lab	101-08-080-083-411001	Personnel-Employee Benefits-FICA Regular	Fringe Benefits	-	-	28,518	35,478	35,478	36,143	36,822	37,515	38,222	38,942
101	Crime Lab	101-08-080-083-411004	Personnel-Employee Benefits-PERF Regular	Fringe Benefits	-	-	42,099	48,737	48,737	49,711	50,706	51,720	52,754	53,809
101	Crime Lab	101-08-080-083-411007	Personnel-Employee Benefits-Unemployment Comp	Fringe Benefits	-	-	36	131	131	710	543	554	565	577
101	Crime Lab	101-08-080-083-411008	Personnel-Employee Benefits-Health Insurance	Fringe Benefits	-	-	69,437	81,273	81,273	94,888	108,888	117,638	122,888	128,138
101	Crime Lab	101-08-080-083-411009	Personnel-Employee Benefits-Life Insurance	Fringe Benefits	-	-	840	840	840	840	840	840	840	840
101	Crime Lab	101-08-080-083-411014	Personnel-Employee Benefits-Parental Leave	Fringe Benefits	-	-	1,319	1,523	1,523	1,553	1,494	1,524	1,554	1,585
101	Crime Lab	101-08-080-083-422000	Supplies-Operating-Other Operating Supplies	Supplies	-	-	202	-	-	-	-	-	-	-
101	Crime Lab	101-08-080-083-422022	Supplies-Operating-Laboratory Supplies	Supplies	-	-	15,171	17,000	18,113	17,000	17,000	17,000	17,000	17,000
101	Crime Lab	101-08-080-083-431000	Services & Charges-Professional-Other Professional Svcs	Professional Services	-	-	8	-	-	-	-	-	-	-
101	Crime Lab	101-08-080-083-432003	Services & Charges-Communication & Transp-Travel	Travel	-	-	-	-	-	-	-	-	-	-
101	Crime Lab	101-08-080-083-436000	Services & Charges-Repairs & Maint-Other R&M	Repairs & Maintenance	-	-	-	-	-	-	-	-	-	-
101	Crime Lab	101-08-080-083-439000	Services & Charges-Other-Misc Charges & Svcs	Other Services & Charges	-	-	-	-	-	-	-	-	-	-
101	Crime Lab	101-08-080-083-439004	Services & Charges-Other-Dues & Memberships	Other Services & Charges	-	-	-	-	-	-	-	-	-	-
101	Crime Lab	101-08-080-083-439006	Services & Charges-Other-Education & Training	Education & Training	-	-	-	-	-	-	-	-	-	-
101	Crime Lab	101-08-080-083-452002	Other Uses-Interfund Transfer Out-Allocations-Admin Cost	Interfund Allocations	-	-	-	30,696	30,696	42,146	42,778	43,420	44,071	44,732
101	Crime Lab	101-08-080-083-452003	Other Uses-Interfund Transfer Out-Allocations-IT	Interfund Allocations	-	-	-	117,875	117,875	148,283	139,200	144,044	148,022	140,439
101	Crime Lab	101-08-080-083-452004	Other Uses-Interfund Transfer Out-Allocations-Liability Ins	Interfund Allocations	-	-	-	-	-	-	-	-	-	-
101	Fire General	101-09-090-090-410001	Personnel-Salaries & Wages-Salaried Wages	Salaries & Wages	10,595,540	10,531,085	13,346,129	13,126,979	13,246,979	9,813,369	12,804,086	12,875,218	13,088,863	13,317,899
101	Fire General	101-09-090-090-410003	Personnel-Salaries & Wages-Permanent Part Time	Salaries & Wages	-	3,182	12,129	-	24,000	-	-	-	-	-
101	Fire General	101-09-090-090-410004	Personnel-Salaries & Wages-Extra & Overtime	Salaries & Wages	1,235,650	1,422,432	1,857,577	1,560,600	1,548,600	2,180,922	2,020,540	2,060,951	2,102,170	2,144,213
101	Fire General	101-09-090-090-410005	Personnel-Salaries & Wages-Seasonal & Interns	Salaries & Wages	-	-	-	6,000	6,000	6,000	6,000	6,000	6,000	6,000
101	Fire General	101-09-090-090-410008	Personnel-Salaries & Wages-FLSA	Salaries & Wages	103,116	80,888	-	-	-	-	-	-	-	-
101	Fire General	101-09-090-090-410009	Personnel-Salaries & Wages-Sick Leave Buy Back/Retir	Salaries & Wages	245,909	90,971	68,540	206,000	206,000	206,000	210,120	214,322	218,609	222,981
101	Fire General	101-09-090-090-410012	Personnel-Salaries & Wages-Special Pays	Salaries & Wages	496,831	442,549	464,126	499,500	469,500	552,900	552,900	552,900	552,900	552,900
101	Fire General	101-09-090-090-410013	Personnel-Salaries & Wages-Critical Duty Days	Salaries & Wages	51,458	42,736	-	60,863	60,863	91,763	93,599	95,471	97,380	99,328
101	Fire General	101-09-090-090-410015	Personnel-Salaries & Wages-Neo Natal	Salaries & Wages	10,093	26,416	-	-	-	-	-	-	-	-
101	Fire General	101-09-090-090-410018	Personnel-Salaries & Wages-Fire Pro Pay	Salaries & Wages	256,373	160,394	533,014	542,015	542,015	645,214	645,214	645,214	645,214	645,214
101	Fire General	101-09-090-090-410021	Personnel-Salaries & Wages-Working Out Of Classification	Salaries & Wages	95,490	83,930	92,701	124,333	124,333	149,754	152,749	155,804	158,921	162,099
101	Fire General	101-09-090-090-411001	Personnel-Employee Benefits-FICA Regular	Fringe Benefits	24,048	29,982	16,432	11,670	11,670	12,021	20,035	20,406	20,785	21,171
101	Fire General	101-09-090-090-411003	Personnel-Employee Benefits-FICA Fire	Fringe Benefits	172,792	171,130	223,235	236,599	236,599	291,225	307,465	313,199	319,046	325,010
101	Fire General	101-09-090-090-411004	Personnel-Employee Benefits-PERF Regular	Fringe Benefits	17,165	15,372	15,280	16,414	16,414	16,927	28,660	29,204	29,758	30,323
101	Fire General	101-09-090-090-411005	Personnel-Employee Benefits-PERF Union	Fringe Benefits	1,836,757	1,751,709	2,317,342	2,264,642	2,264,642	2,962,848	2,962,848	2,962,848	2,962,848	2,962,848

Fun	Subdivision	Account	Main Account Description	Category Name	2018 ACTUAL	2019 ACTUAL	2020 ACTUAL	2021 ORIGINAL BUDGET	2021 AMENDED BUDGET	2022 PROPOSED BUDGET	2023 FORECAST	2024 FORECAST	2025 FORECAST	2026 FORECAST
101	Fire General	101-09-090-090-411007	Personnel-Employee Benefits-Unemployment Comp	Fringe Benefits	-	-	1,621	3,938	3,938	31,975	25,451	25,931	26,421	26,921
101	Fire General	101-09-090-090-411008	Personnel-Employee Benefits-Health Insurance	Fringe Benefits	2,593,357	1,611,559	2,537,068	2,438,184	2,438,184	3,510,849	4,028,849	4,352,599	4,546,849	4,741,099
101	Fire General	101-09-090-090-411009	Personnel-Employee Benefits-Life Insurance	Fringe Benefits	21,088	19,986	25,632	25,200	25,200	31,080	31,080	31,080	31,080	31,080
101	Fire General	101-09-090-090-411011	Personnel-Employee Benefits-Education/Tuition Reimb	Fringe Benefits	21,210	11,395	10,258	12,000	-	-	-	-	-	-
101	Fire General	101-09-090-090-411012	Personnel-Employee Benefits-Comp Time Buy Back	Fringe Benefits	114,335	94,396	-	120,000	-	-	-	-	-	-
101	Fire General	101-09-090-090-411014	Personnel-Employee Benefits-Parental Leave	Fringe Benefits	30,673	31,951	57,702	56,421	56,421	69,946	69,990	71,311	72,658	74,032
101	Fire General	101-09-090-090-411015	Personnel-Employee Benefits-Other Fringe Benefits	Fringe Benefits	57,585	53,410	(1,350)	55,650	85,650	71,400	71,400	71,400	71,400	71,400
101	Fire General	101-09-090-090-411200	Personnel-Employee Benefits-Clothing Allowance	Fringe Benefits	145,183	134,839	182,894	198,875	198,875	238,650	238,650	238,650	238,650	238,650
101	Fire General	101-09-090-090-411206	Personnel-Employee Benefits-Cell Phone Allowance	Fringe Benefits	10,065	12,320	11,495	12,540	12,540	12,540	12,540	12,540	12,540	12,540
101	Fire General	101-09-090-090-421000	Supplies-Office-Other Office Supplies	Supplies	629	-	8,125	-	6,057	1,000	1,000	1,000	1,000	1,000
101	Fire General	101-09-090-090-421002	Supplies-Office-Stationary & Printing	Supplies	9,784	7,247	2,839	10,500	630	9,500	9,500	9,500	9,500	9,500
101	Fire General	101-09-090-090-422000	Supplies-Operating-Other Operating Supplies	Supplies	288,141	397,665	375,214	390,000	428,796	390,000	390,000	390,000	390,000	390,000
101	Fire General	101-09-090-090-422001	Supplies-Operating-C.S. Gasoline	Supplies	21,185	126,785	122,728	169,241	169,241	181,418	181,418	181,418	181,418	181,418
101	Fire General	101-09-090-090-422003	Supplies-Operating-Gasoline	Supplies	-	-	-	500	500	500	500	500	500	500
101	Fire General	101-09-090-090-422005	Supplies-Operating-Uniforms	Supplies	-	-	1,549	-	24,478	-	-	-	-	-
101	Fire General	101-09-090-090-422006	Supplies-Operating-Computer Supplies & Equipment	Supplies	-	-	1,633	-	2,400	-	-	-	-	-
101	Fire General	101-09-090-090-422007	Supplies-Operating-Cleaning Supplies	Supplies	32,039	31,094	37,058	32,000	32,346	32,000	32,000	32,000	32,000	32,000
101	Fire General	101-09-090-090-422008	Supplies-Operating-Medical/Safety Supplies	Supplies	-	-	16,120	-	8,706	-	-	-	-	-
101	Fire General	101-09-090-090-422013	Supplies-Operating-Promotional Supplies	Supplies	-	-	5	-	-	-	-	-	-	-
101	Fire General	101-09-090-090-422019	Supplies-Operating-Station Allowance	Supplies	8,839	15,115	12,608	14,150	16,526	14,150	14,150	14,150	14,150	14,150
101	Fire General	101-09-090-090-423000	Supplies-Repair & Maint-Other R&M Supplies	Supplies	-	-	1,411	-	1,000	-	-	-	-	-
101	Fire General	101-09-090-090-423001	Supplies-Repair & Maint-Building Materials	Supplies	-	-	6,497	8,000	8,000	8,000	8,000	8,000	8,000	8,000
101	Fire General	101-09-090-090-423006	Supplies-Repair & Maint-Small Tools & Equipment	Supplies	45,133	7,430	5,002	42,000	12,889	42,000	42,000	42,000	42,000	42,000
101	Fire General	101-09-090-090-423009	Supplies-Repair & Maint-Repair Parts	Supplies	-	-	1,010	-	-	-	-	-	-	-
101	Fire General	101-09-090-090-431000	Services & Charges-Professional-Other Professional Svcs	Professional Services	134,419	282,677	209,542	170,000	198,148	170,000	170,000	170,000	170,000	170,000
101	Fire General	101-09-090-090-431001	Services & Charges-Professional-Legal Services	Professional Services	28,583	11,840	24,144	34,000	34,150	34,000	34,000	34,000	34,000	34,000
101	Fire General	101-09-090-090-431009	Services & Charges-Professional-Computer & Technology	Professional Services	-	-	-	-	1,000	-	-	-	-	-
101	Fire General	101-09-090-090-432002	Services & Charges-Communication & Transp-Mailing	Other Services & Charges	-	-	399	-	50	-	-	-	-	-
101	Fire General	101-09-090-090-432003	Services & Charges-Communication & Transp-Travel	Travel	38,825	38,139	6,318	20,500	20,771	20,500	20,500	20,500	20,500	20,500
101	Fire General	101-09-090-090-432004	Services & Charges-Communication & Transp-Telecommunications	Other Services & Charges	-	-	27,055	20,000	22,737	20,000	20,000	20,000	20,000	20,000
101	Fire General	101-09-090-090-433001	Services & Charges-Printing & Ad-Outside Printing Services	Printing & Advertising	132	-	2,063	22,214	12,380	22,214	21,609	21,355	21,723	22,082
101	Fire General	101-09-090-090-435001	Services & Charges-Utility Services-Electric	Utilities	156,406	155,874	156,880	200,000	200,000	175,000	204,000	208,080	212,242	216,487
101	Fire General	101-09-090-090-435002	Services & Charges-Utility Services-Natural Gas	Utilities	55,076	61,584	57,949	65,000	65,000	65,000	66,300	67,626	68,979	70,359
101	Fire General	101-09-090-090-435004	Services & Charges-Utility Services-Water	Utilities	63,653	70,142	78,429	75,000	75,000	75,000	75,000	75,000	75,000	75,000
101	Fire General	101-09-090-090-436000	Services & Charges-Repairs & Maint-Other R&M	Repairs & Maintenance	-	-	2,778	-	36,848	-	-	-	-	-
101	Fire General	101-09-090-090-436001	Services & Charges-Repairs & Maint-Building R&M	Repairs & Maintenance	185,169	211,863	244,449	115,000	114,489	115,000	115,000	115,000	115,000	115,000
101	Fire General	101-09-090-090-436002	Services & Charges-Repairs & Maint-Office Equip R&M	Repairs & Maintenance	-	-	-	4,000	4,866	4,000	4,000	4,000	4,000	4,000
101	Fire General	101-09-090-090-436003	Services & Charges-Repairs & Maint-Auto Equip R&M	Repairs & Maintenance	643,232	735,514	755,420	770,000	727,000	770,000	785,400	801,108	817,130	833,473
101	Fire General	101-09-090-090-436005	Services & Charges-Repairs & Maint-Other Equip R&M	Repairs & Maintenance	6,285	4,254	12,587	18,000	23,517	18,000	18,000	18,000	18,000	18,000
101	Fire General	101-09-090-090-436006	Services & Charges-Repairs & Maint-Radio Equip R&M	Repairs & Maintenance	76,511	91,149	132,163	125,000	110,000	125,000	125,000	125,000	125,000	125,000
101	Fire General	101-09-090-090-436011	Services & Charges-Repairs & Maint-Exterminating	Repairs & Maintenance	-	-	12,399	-	20,000	-	-	-	-	-
101	Fire General	101-09-090-090-437002	Services & Charges-Rentals-Equipment Rental	Other Services & Charges	-	-	327	-	-	-	-	-	-	-
101	Fire General	101-09-090-090-439000	Services & Charges-Other-Misc Charges & Svcs	Other Services & Charges	(66)	-	1,636	2,000	2,000	2,000	2,000	2,000	2,000	2,000
101	Fire General	101-09-090-090-439002	Services & Charges-Other-Licenses & Permits	Other Services & Charges	-	-	132	-	-	-	-	-	-	-
101	Fire General	101-09-090-090-439003	Services & Charges-Other-Subscriptions	Other Services & Charges	2,259	829	180	2,000	2,000	2,000	2,000	2,000	2,000	2,000
101	Fire General	101-09-090-090-439004	Services & Charges-Other-Dues & Memberships	Other Services & Charges	2,693	2,907	6,616	12,500	12,500	12,500	12,500	12,500	12,500	12,500
101	Fire General	101-09-090-090-439005	Services & Charges-Other-Bank & Credit Card Fees	Other Services & Charges	6,534	1,966	-	-	-	-	-	-	-	-
101	Fire General	101-09-090-090-439006	Services & Charges-Other-Education & Training	Education & Training	76,396	51,604	67,844	73,000	73,000	73,000	73,000	73,000	73,000	73,000
101	Fire General	101-09-090-090-439009	Services & Charges-Other-Trash Removal	Other Services & Charges	-	-	2,702	-	10,000	-	-	-	-	-
101	Fire General	101-09-090-090-439012	Services & Charges-Other-Uniform Services	Other Services & Charges	-	-	-	-	2,000	-	-	-	-	-
101	Fire General	101-09-090-090-439017	Services & Charges-Other-Boards Ups	Other Services & Charges	1,050	-	-	2,000	2,000	2,000	2,000	2,000	2,000	2,000
101	Fire General	101-09-090-090-452000	Other Uses-Interfund Transfer Out-Transfers Out	Interfund Transfers Out	-	608,052	-	-	-	-	-	-	-	-
101	Fire General	101-09-090-090-452002	Other Uses-Interfund Transfer Out-Allocations-Admin Cost	Interfund Allocations	700,620	738,193	1,090,332	1,256,473	1,256,473	1,399,112	1,420,099	1,441,400	1,463,021	1,484,966
101	Fire General	101-09-090-090-452003	Other Uses-Interfund Transfer Out-Allocations-IT	Interfund Allocations	704,630	733,554	559,868	909,467	909,467	1,168,763	971,244	990,976	1,012,016	1,007,938
101	Fire General	101-09-090-090-452004	Other Uses-Interfund Transfer Out-Allocations-Liability Ins	Interfund Allocations	-	374,983	231,995	319,626	319,626	473,233	477,965	482,745	487,572	492,448
101	Fire General	101-09-090-090-452006	Other Uses-Interfund Transfer Out-Allocations-Print Shop	Interfund Allocations	17,765	20,727	-	-	-	-	-	-	-	-

Fun	Subdivision	Account	Main Account Description	Category Name	2018 ACTUAL	2019 ACTUAL	2020 ACTUAL	2021 ORIGINAL BUDGET	2021 AMENDED BUDGET	2022 PROPOSED BUDGET	2023 FORECAST	2024 FORECAST	2025 FORECAST	2026 FORECAST
101	Fire General	101-09-090-090-452007	Other Uses-Interfund Transfer Out-Allocations-Central Stores	Interfund Allocations	75,963	112,321	-	-	-	-	-	-	-	-
101	Fire General	101-09-090-090-452009	Other Uses-Interfund Transfer Out-Allocations-Facilities Mgt	Interfund Allocations	-	-	8,335	7,807	7,807	10,104	10,104	10,230	10,420	10,420
101	Training Center	101-09-090-095-422000	Supplies-Operating-Other Operating Supplies	Supplies	-	-	13,807	5,000	5,000	5,000	5,000	5,000	5,000	5,000
101	Training Center	101-09-090-095-423006	Supplies-Repair & Maint-Small Tools & Equipment	Supplies	-	-	34	-	-	-	-	-	-	-
101	Training Center	101-09-090-095-435001	Services & Charges-Utility Services-Electric	Utilities	-	-	-	10,000	10,000	10,000	10,200	10,404	10,612	10,824
101	Training Center	101-09-090-095-435002	Services & Charges-Utility Services-Natural Gas	Utilities	-	-	-	14,500	14,500	14,500	14,790	15,086	15,388	15,696
101	Training Center	101-09-090-095-435004	Services & Charges-Utility Services-Water	Utilities	-	-	5,729	8,500	8,500	8,500	8,500	8,500	8,500	8,500
101	Training Center	101-09-090-095-436001	Services & Charges-Repairs & Maint-Building R&M	Repairs & Maintenance	-	-	-	-	1,000	-	-	-	-	-
101	Training Center	101-09-090-095-436005	Services & Charges-Repairs & Maint-Other Equip R&M	Repairs & Maintenance	-	-	10,605	110,000	109,000	110,000	110,000	110,000	110,000	110,000
101	EMS	101-09-092-092-410001	Personnel-Salaries & Wages-Salaried Wages	Salaries & Wages	-	-	138,124	150,859	150,859	153,069	156,071	159,132	162,255	165,440
101	EMS	101-09-092-092-411001	Personnel-Employee Benefits-FICA Regular	Fringe Benefits	-	-	9,781	11,541	11,541	11,710	11,939	12,174	12,413	12,656
101	EMS	101-09-092-092-411004	Personnel-Employee Benefits-PERF Regular	Fringe Benefits	-	-	15,470	16,896	16,896	17,144	17,480	17,823	18,173	18,529
101	EMS	101-09-092-092-411007	Personnel-Employee Benefits-Unemployment Comp	Fringe Benefits	-	-	14	45	45	245	187	191	195	199
101	EMS	101-09-092-092-411008	Personnel-Employee Benefits-Health Insurance	Fringe Benefits	-	-	49,678	46,442	46,442	54,222	62,222	67,222	70,222	73,222
101	EMS	101-09-092-092-411009	Personnel-Employee Benefits-Life Insurance	Fringe Benefits	-	-	455	480	480	480	480	480	480	480
101	EMS	101-09-092-092-411014	Personnel-Employee Benefits-Parental Leave	Fringe Benefits	-	-	484	528	528	536	515	525	535	546
101	EMS	101-09-092-092-421002	Supplies-Office-Stationary & Printing	Supplies	-	-	199	2,000	2,000	2,000	2,000	2,000	2,000	2,000
101	EMS	101-09-092-092-422000	Supplies-Operating-Other Operating Supplies	Supplies	-	-	108,927	323,500	173,500	323,500	323,500	323,500	323,500	323,500
101	EMS	101-09-092-092-422006	Supplies-Operating-Computer Supplies & Equipment	Supplies	-	-	1,899	-	-	-	-	-	-	-
101	EMS	101-09-092-092-422008	Supplies-Operating-Medical/Safety Supplies	Supplies	-	-	121,049	-	156,132	-	-	-	-	-
101	EMS	101-09-092-092-423006	Supplies-Repair & Maint-Small Tools & Equipment	Supplies	-	-	-	7,400	7,400	7,400	7,400	7,400	7,400	7,400
101	EMS	101-09-092-092-431000	Services & Charges-Professional-Other Professional Svcs	Professional Services	-	-	395	54,610	28,610	54,610	54,610	54,610	54,610	54,610
101	EMS	101-09-092-092-431004	Services & Charges-Professional-Accounting & Auditing	Professional Services	-	-	1,990	6,000	6,000	6,000	6,000	6,000	6,000	6,000
101	EMS	101-09-092-092-431014	Services & Charges-Professional-Collection Costs	Professional Services	-	-	11,673	20,000	20,125	20,000	20,000	20,000	20,000	20,000
101	EMS	101-09-092-092-432002	Services & Charges-Communication & Transp-Mailing	Other Services & Charges	-	-	4,604	5,000	5,000	5,000	5,000	5,000	5,000	5,000
101	EMS	101-09-092-092-433001	Services & Charges-Printing & Ad-Outside Printing Services	Printing & Advertising	-	-	220	12,200	12,200	12,200	12,200	12,200	12,200	12,200
101	EMS	101-09-092-092-436000	Services & Charges-Repairs & Maint-Other R&M	Repairs & Maintenance	-	-	-	-	10,000	-	-	-	-	-
101	EMS	101-09-092-092-436004	Services & Charges-Repairs & Maint-Computer Equip R&M	Repairs & Maintenance	-	-	-	26,000	26,000	26,000	26,000	26,000	26,000	26,000
101	EMS	101-09-092-092-436005	Services & Charges-Repairs & Maint-Other Equip R&M	Repairs & Maintenance	-	-	2,640	107,600	107,600	107,600	107,600	107,600	107,600	107,600
101	EMS	101-09-092-092-439004	Services & Charges-Other-Dues & Memberships	Other Services & Charges	-	-	-	-	1,000	-	-	-	-	-
101	EMS	101-09-092-092-439005	Services & Charges-Other-Bank & Credit Card Fees	Other Services & Charges	-	-	39,391	15,000	15,000	15,000	15,000	15,000	15,000	15,000
101	EMS	101-09-092-092-439006	Services & Charges-Other-Education & Training	Education & Training	-	-	66,239	4,000	14,000	4,000	4,000	4,000	4,000	4,000
101	EMS	101-09-092-092-439100	Services & Charges-Other-Refunds/Awards/Indemnities	Other Services & Charges	-	-	3,265	-	5,000	-	-	-	-	-
101	EMS	101-09-092-092-439999	Services & Charges-Other-Bad Debt Expense	Other Services & Charges	-	-	5,648	-	-	-	-	-	-	-
101	EMS	101-09-092-092-452004	Other Uses-Interfund Transfer Out-Allocations-Liability Ins	Interfund Allocations	-	-	10,159	-	-	-	-	-	-	-
101	Morris PAC	101-11-220-292-423000	Supplies-Repair & Maint-Other R&M Supplies	Supplies	2,254	2,634	1,089	4,000	4,000	-	-	-	-	-
101	Morris PAC	101-11-220-292-436000	Services & Charges-Repairs & Maint-Other R&M	Repairs & Maintenance	-	-	851	-	-	-	-	-	-	-
101	Morris PAC	101-11-220-292-436001	Services & Charges-Repairs & Maint-Building R&M	Repairs & Maintenance	36,557	74,608	32,107	93,000	98,731	-	-	-	-	-
101	Morris PAC	101-11-220-292-436005	Services & Charges-Repairs & Maint-Other Equip R&M	Repairs & Maintenance	4,164	11,042	1,311	7,000	7,189	-	-	-	-	-
101	Morris PAC	101-11-220-292-445004	Capital Outlay-Machinery & Equip-Theater Equipment	Capital	-	22,230	-	-	-	-	-	-	-	-
101	Morris PAC	101-11-220-292-452000	Other Uses-Interfund Transfer Out-Transfers Out	Interfund Transfers Out	-	-	175,579	-	-	600,000	-	-	-	-
101	Morris PAC	101-11-220-292-452002	Other Uses-Interfund Transfer Out-Allocations-Admin Cost	Interfund Allocations	41,724	45,764	50,408	62,658	62,658	-	-	-	-	-
101	Morris PAC	101-11-220-292-452003	Other Uses-Interfund Transfer Out-Allocations-IT	Interfund Allocations	109,140	95,387	65,220	80,064	80,064	-	-	-	-	-
101	Morris PAC	101-11-220-292-452004	Other Uses-Interfund Transfer Out-Allocations-Liability Ins	Interfund Allocations	19,068	22,327	22,784	23,727	23,727	-	-	-	-	-
101	Morris PAC	101-11-220-292-452006	Other Uses-Interfund Transfer Out-Allocations-Print Shop	Interfund Allocations	4,656	2,789	-	-	-	-	-	-	-	-
101	Morris PAC	101-11-220-292-452007	Other Uses-Interfund Transfer Out-Allocations-Central Stores	Interfund Allocations	5,016	8,093	-	-	-	-	-	-	-	-
101	Morris PAC	101-11-220-292-452008	Other Uses-Interfund Transfer Out-Allocations-Payroll Cost	Interfund Allocations	-	66,045	68,478	67,477	67,477	-	-	-	-	-
101	Morris PAC	101-11-220-292-452009	Other Uses-Interfund Transfer Out-Allocations-Facilities Mgt	Interfund Allocations	-	-	3,985	4,047	4,047	-	-	-	-	-
101	Palais Royale	101-11-221-293-423000	Supplies-Repair & Maint-Other R&M Supplies	Supplies	359	99	-	200	200	200	204	208	212	216
101	Palais Royale	101-11-221-293-436001	Services & Charges-Repairs & Maint-Building R&M	Repairs & Maintenance	27,499	47,951	25,449	54,000	61,221	54,000	55,080	56,182	57,306	58,452
101	Palais Royale	101-11-221-293-436005	Services & Charges-Repairs & Maint-Other Equip R&M	Repairs & Maintenance	3,784	6,228	774	7,000	7,094	7,000	7,140	7,283	7,429	7,578
101	Palais Royale	101-11-221-293-445004	Capital Outlay-Machinery & Equip-Theater Equipment	Capital	15,000	-	-	-	-	-	-	-	-	-
101	Palais Royale	101-11-221-293-452002	Other Uses-Interfund Transfer Out-Allocations-Admin Cost	Interfund Allocations	17,004	18,721	17,925	19,059	19,059	11,526	11,899	11,874	12,052	12,233
101	Palais Royale	101-11-221-293-452003	Other Uses-Interfund Transfer Out-Allocations-IT	Interfund Allocations	-	16,102	11,775	11,873	11,873	9,392	10,401	10,377	10,261	10,613
101	Palais Royale	101-11-221-293-452004	Other Uses-Interfund Transfer Out-Allocations-Liability Ins	Interfund Allocations	10,034	11,140	11,438	12,156	12,156	11,953	12,073	12,194	12,316	12,439
101	Palais Royale	101-11-221-293-452006	Other Uses-Interfund Transfer Out-Allocations-Print Shop	Interfund Allocations	2,412	2,402	-	-	-	-	-	-	-	-



Fun	Subdivision	Account	Main Account Description	Category Name	2018 ACTUAL	2019 ACTUAL	2020 ACTUAL	2021 ORIGINAL BUDGET	2021 AMENDED BUDGET	2022 PROPOSED BUDGET	2023 FORECAST	2024 FORECAST	2025 FORECAST	2026 FORECAST
101	Palais Royale	101-11-221-293-452007	Other Uses-Interfund Transfer Out-Allocations-Central Stores	Interfund Allocations	240	146	-	-	-	-	-	-	-	-
101	Palais Royale	101-11-221-293-452009	Other Uses-Interfund Transfer Out-Allocations-Facilities Mgt	Interfund Allocations	-	-	2,499	2,319	2,319	3,005	3,005	3,043	3,099	3,099
201	Park Administration	201-11-200-200-410001	Personnel-Salaries & Wages-Salaried Wages	Salaries & Wages	359,301	436,793	455,638	414,434	414,434	389,555	397,345	405,292	413,398	421,666
201	Park Administration	201-11-200-200-410003	Personnel-Salaries & Wages-Permanent Part Time	Salaries & Wages	7,677	5,675	-	15,756	15,756	15,756	15,756	15,756	15,756	15,756
201	Park Administration	201-11-200-200-410005	Personnel-Salaries & Wages-Seasonal & Interns	Salaries & Wages	5,425	5,187	-	5,870	5,870	5,870	5,870	5,870	5,870	5,870
201	Park Administration	201-11-200-200-410022	Personnel-Salaries & Wages-Park Board Stipend	Salaries & Wages	-	900	-	1,200	1,200	1,200	1,200	1,200	1,200	1,200
201	Park Administration	201-11-200-200-411001	Personnel-Employee Benefits-FICA Regular	Fringe Benefits	27,876	34,493	34,049	33,755	33,755	31,852	32,448	33,055	33,676	34,308
201	Park Administration	201-11-200-200-411004	Personnel-Employee Benefits-PERF Regular	Fringe Benefits	40,486	49,301	50,534	46,997	46,997	44,210	45,083	45,973	46,881	47,807
201	Park Administration	201-11-200-200-411007	Personnel-Employee Benefits-Unemployment Comp	Fringe Benefits	-	-	46	124	124	623	477	486	496	506
201	Park Administration	201-11-200-200-411008	Personnel-Employee Benefits-Health Insurance	Fringe Benefits	100,392	64,977	89,746	69,662	69,662	67,777	77,777	84,027	87,777	91,527
201	Park Administration	201-11-200-200-411009	Personnel-Employee Benefits-Life Insurance	Fringe Benefits	720	855	840	720	720	600	600	600	600	600
201	Park Administration	201-11-200-200-411014	Personnel-Employee Benefits-Parental Leave	Fringe Benefits	845	949	1,595	1,451	1,451	1,363	1,311	1,337	1,364	1,391
201	Park Administration	201-11-200-200-411204	Personnel-Employee Benefits-Auto Allowance	Fringe Benefits	2,262	3,200	3,200	3,200	3,200	3,200	3,200	3,200	3,200	3,200
201	Park Administration	201-11-200-200-411206	Personnel-Employee Benefits-Cell Phone Allowance	Fringe Benefits	1,595	1,980	1,320	1,980	1,980	1,980	1,980	1,980	1,980	1,980
201	Park Administration	201-11-200-200-421000	Supplies-Office-Other Office Supplies	Supplies	-	-	1,353	-	1,280	-	-	-	-	-
201	Park Administration	201-11-200-200-421002	Supplies-Office-Stationary & Printing	Supplies	7,321	5,763	3,683	12,000	10,370	12,000	12,000	12,000	12,000	12,000
201	Park Administration	201-11-200-200-422000	Supplies-Operating-Other Operating Supplies	Supplies	3,939	1,426	533	-	372	-	-	-	-	-
201	Park Administration	201-11-200-200-431000	Services & Charges-Professional-Other Professional Svcs	Professional Services	-	858	18	1,000	1,000	1,000	1,000	1,000	1,000	1,000
201	Park Administration	201-11-200-200-431001	Services & Charges-Professional-Legal Services	Professional Services	1,620	1,000	-	-	-	-	-	-	-	-
201	Park Administration	201-11-200-200-432002	Services & Charges-Communication & Transp-Mailing	Other Services & Charges	3,280	5,549	1,883	2,375	2,375	2,375	2,375	2,375	2,375	2,375
201	Park Administration	201-11-200-200-432003	Services & Charges-Communication & Transp-Travel	Travel	5,977	6,843	683	4,750	4,750	4,750	4,750	4,750	4,750	4,750
201	Park Administration	201-11-200-200-432004	Services & Charges-Communication & Transp-Telecommunications	Other Services & Charges	402	708	746	-	1,650	-	-	-	-	-
201	Park Administration	201-11-200-200-432005	Services & Charges-Communication & Transp-Mileage Reimb	Travel	-	-	22	-	-	-	-	-	-	-
201	Park Administration	201-11-200-200-433001	Services & Charges-Printing & Ad-Outside Printing Services	Printing & Advertising	-	-	422	1,000	1,000	1,000	1,000	1,000	1,000	1,000
201	Park Administration	201-11-200-200-433003	Services & Charges-Printing & Ad-Promotional	Printing & Advertising	75	61	-	-	-	-	-	-	-	-
201	Park Administration	201-11-200-200-436002	Services & Charges-Repairs & Maint-Office Equip R&M	Repairs & Maintenance	6,011	-	-	-	-	-	-	-	-	-
201	Park Administration	201-11-200-200-438100	Services & Charges-Debt Service-Principal	Debt Service Principal	1,516	390	1,667	1,714	1,714	-	-	-	-	-
201	Park Administration	201-11-200-200-438200	Services & Charges-Debt Service-Interest	Debt Service Interest & Fees	276	203	125	43	43	-	-	-	-	-
201	Park Administration	201-11-200-200-439000	Services & Charges-Other-Misc Charges & Svcs	Other Services & Charges	2,238	9,775	18,063	20,000	18,075	8,000	8,000	8,000	8,000	8,000
201	Park Administration	201-11-200-200-439001	Services & Charges-Other-Other Contractual Services	Other Services & Charges	-	-	292	-	668	-	-	-	-	-
201	Park Administration	201-11-200-200-439002	Services & Charges-Other-Licenses & Permits	Other Services & Charges	-	-	-	-	260	-	-	-	-	-
201	Park Administration	201-11-200-200-439004	Services & Charges-Other-Dues & Memberships	Other Services & Charges	2,443	681	4,767	4,000	3,740	4,000	4,000	4,000	4,000	4,000
201	Park Administration	201-11-200-200-439006	Services & Charges-Other-Education & Training	Education & Training	383	4,857	465	1,425	1,779	1,425	1,425	1,425	1,425	1,425
201	Park Administration	201-11-200-200-439009	Services & Charges-Other-Trash Removal	Other Services & Charges	-	-	328	-	-	-	-	-	-	-
201	Park Administration	201-11-200-200-439100	Services & Charges-Other-Refunds/Awards/Indemnities	Other Services & Charges	2,319	1,676	4,264	4,000	4,000	4,000	4,000	4,000	4,000	4,000
201	Park Administration	201-11-200-200-452002	Other Uses-Interfund Transfer Out-Allocations-Admin Cost	Interfund Allocations	49,256	42,619	67,795	73,640	73,640	84,619	85,888	87,176	88,484	89,811
201	Park Administration	201-11-200-200-452003	Other Uses-Interfund Transfer Out-Allocations-IT	Interfund Allocations	482,794	726,613	490,488	655,149	655,149	211,399	169,957	171,756	176,537	173,831
201	Park Administration	201-11-200-200-452004	Other Uses-Interfund Transfer Out-Allocations-Liability Ins	Interfund Allocations	136,460	219,911	181,110	144,427	144,427	148,202	149,684	151,181	152,693	154,220
201	Park Administration	201-11-200-200-452007	Other Uses-Interfund Transfer Out-Allocations-Central Stores	Interfund Allocations	6,213	7,962	-	-	-	-	-	-	-	-
201	Park Administration	201-11-200-200-452008	Other Uses-Interfund Transfer Out-Allocations-Payroll Cost	Interfund Allocations	-	77,553	78,947	80,156	80,156	82,743	83,819	84,909	86,013	87,131
201	Park Maintenance	201-11-201-201-410001	Personnel-Salaries & Wages-Salaried Wages	Salaries & Wages	665,675	731,582	784,092	760,502	750,502	813,522	829,790	846,387	863,312	880,579
201	Park Maintenance	201-11-201-201-410002	Personnel-Salaries & Wages-Teamster Wages	Salaries & Wages	1,337,948	1,326,233	1,384,771	1,353,543	1,353,543	1,254,534	1,267,078	1,279,750	1,292,547	1,305,472
201	Park Maintenance	201-11-201-201-410003	Personnel-Salaries & Wages-Permanent Part Time	Salaries & Wages	179,083	280,759	353,832	132,500	142,500	205,000	205,000	205,000	205,000	205,000
201	Park Maintenance	201-11-201-201-410004	Personnel-Salaries & Wages-Extra & Overtime	Salaries & Wages	67,859	72,904	63,660	56,300	56,300	56,300	56,300	56,300	56,300	56,300
201	Park Maintenance	201-11-201-201-410005	Personnel-Salaries & Wages-Seasonal & Interns	Salaries & Wages	294,336	313,879	242,794	324,200	324,200	300,000	300,000	300,000	300,000	300,000
201	Park Maintenance	201-11-201-201-410007	Personnel-Salaries & Wages-Longevity Pay	Salaries & Wages	6,625	6,550	7,200	7,450	7,450	7,450	7,450	7,450	7,450	7,450
201	Park Maintenance	201-11-201-201-411001	Personnel-Employee Benefits-FICA Regular	Fringe Benefits	191,958	204,599	211,829	203,405	203,405	203,581	205,786	208,025	210,298	212,608
201	Park Maintenance	201-11-201-201-411004	Personnel-Employee Benefits-PERF Regular	Fringe Benefits	229,096	235,053	246,127	246,645	246,645	241,494	244,721	247,999	251,328	254,709
201	Park Maintenance	201-11-201-201-411005	Personnel-Employee Benefits-PERF Union	Fringe Benefits	18,609	17,817	17,368	21,536	21,536	20,051	20,239	20,429	20,621	20,815
201	Park Maintenance	201-11-201-201-411007	Personnel-Employee Benefits-Unemployment Comp	Fringe Benefits	-	-	224	634	634	3,411	2,593	2,628	2,664	2,700
201	Park Maintenance	201-11-201-201-411008	Personnel-Employee Benefits-Health Insurance	Fringe Benefits	665,883	442,209	575,897	534,078	534,078	582,882	668,882	722,632	754,882	787,132
201	Park Maintenance	201-11-201-201-411009	Personnel-Employee Benefits-Life Insurance	Fringe Benefits	5,360	5,350	5,670	5,520	5,520	5,160	5,160	5,160	5,160	5,160
201	Park Maintenance	201-11-201-201-411014	Personnel-Employee Benefits-Parental Leave	Fringe Benefits	5,671	5,244	7,831	7,622	7,622	7,461	7,130	7,227	7,325	7,424
201	Park Maintenance	201-11-201-201-411015	Personnel-Employee Benefits-Other Fringe Benefits	Fringe Benefits	1,400	1,200	-	-	1,200	-	-	-	-	-
201	Park Maintenance	201-11-201-201-411200	Personnel-Employee Benefits-Clothing Allowance	Fringe Benefits	226	428	123	-	-	-	-	-	-	-
201	Park Maintenance	201-11-201-201-411201	Personnel-Employee Benefits-Tool Allowance	Fringe Benefits	4,459	3,351	4,218	4,000	2,800	4,000	4,000	4,000	4,000	4,000

Fun	Subdivision	Account	Main Account Description	Category Name	2018 ACTUAL	2019 ACTUAL	2020 ACTUAL	2021 ORIGINAL BUDGET	2021 AMENDED BUDGET	2022 PROPOSED BUDGET	2023 FORECAST	2024 FORECAST	2025 FORECAST	2026 FORECAST
201	Park Maintenance	201-11-201-201-411203	Personnel-Employee Benefits-Job Readiness Allow.	Fringe Benefits	14,025	13,600	13,919	14,450	14,450	14,450	14,450	14,450	14,450	14,450
201	Park Maintenance	201-11-201-201-411204	Personnel-Employee Benefits-Auto Allowance	Fringe Benefits	1,138	-	-	-	-	-	-	-	-	-
201	Park Maintenance	201-11-201-201-411206	Personnel-Employee Benefits-Cell Phone Allowance	Fringe Benefits	5,555	6,270	6,160	5,940	5,940	5,940	5,940	5,940	5,940	5,940
201	Park Maintenance	201-11-201-201-421000	Supplies-Office-Other Office Supplies	Supplies	-	-	752	-	517	-	-	-	-	-
201	Park Maintenance	201-11-201-201-421002	Supplies-Office-Stationary & Printing	Supplies	4,231	4,057	183	5,000	7,302	5,000	5,100	5,202	5,306	5,412
201	Park Maintenance	201-11-201-201-421005	Supplies-Office-Print Shop Jobs Supplies	Supplies	150	175	-	-	-	-	-	-	-	-
201	Park Maintenance	201-11-201-201-422000	Supplies-Operating-Other Operating Supplies	Supplies	184,928	212,015	154,497	147,834	167,963	147,834	150,791	153,807	156,883	160,021
201	Park Maintenance	201-11-201-201-422001	Supplies-Operating-C.S. Gasoline	Supplies	161,582	152,538	110,441	165,000	164,871	165,000	168,300	171,666	175,099	178,601
201	Park Maintenance	201-11-201-201-422003	Supplies-Operating-Gasoline	Supplies	52	736	-	2,405	2,405	2,405	2,453	2,502	2,552	2,603
201	Park Maintenance	201-11-201-201-422004	Supplies-Operating-Oil	Supplies	180	-	958	-	-	-	-	-	-	-
201	Park Maintenance	201-11-201-201-422005	Supplies-Operating-Uniforms	Supplies	1,112	22,712	11,360	-	-	-	-	-	-	-
201	Park Maintenance	201-11-201-201-422006	Supplies-Operating-Computer Supplies & Equipment	Supplies	-	-	-	-	320	-	-	-	-	-
201	Park Maintenance	201-11-201-201-422007	Supplies-Operating-Cleaning Supplies	Supplies	60	125	193	-	233	-	-	-	-	-
201	Park Maintenance	201-11-201-201-422008	Supplies-Operating-Medical/Safety Supplies	Supplies	1,783	1,294	7,610	12,480	12,547	12,480	12,730	12,985	13,245	13,510
201	Park Maintenance	201-11-201-201-422010	Supplies-Operating-Plants Chemicals Seed & Fertilizer	Supplies	46,436	73,280	55,817	68,975	69,377	68,975	70,355	71,762	73,197	74,661
201	Park Maintenance	201-11-201-201-422013	Supplies-Operating-Promotional Supplies	Supplies	-	-	21	-	-	-	-	-	-	-
201	Park Maintenance	201-11-201-201-423000	Supplies-Repair & Maint-Other R&M Supplies	Supplies	88,475	93,121	118,890	211,950	225,964	220,000	224,400	228,888	233,466	238,135
201	Park Maintenance	201-11-201-201-423001	Supplies-Repair & Maint-Building Materials	Supplies	44,954	47,478	59,722	89,868	67,364	90,000	91,800	93,636	95,509	97,419
201	Park Maintenance	201-11-201-201-423006	Supplies-Repair & Maint-Small Tools & Equipment	Supplies	24,971	15,399	22,893	25,573	25,573	25,573	26,084	26,606	27,138	27,681
201	Park Maintenance	201-11-201-201-423009	Supplies-Repair & Maint-Repair Parts	Supplies	44,207	61,083	57,080	72,800	75,020	72,800	74,256	75,741	77,256	78,801
201	Park Maintenance	201-11-201-201-431000	Services & Charges-Professional-Other Professional Svcs	Professional Services	64,100	-	11,285	-	16,317	-	-	-	-	-
201	Park Maintenance	201-11-201-201-431001	Services & Charges-Professional-Legal Services	Professional Services	-	-	-	-	195	-	-	-	-	-
201	Park Maintenance	201-11-201-201-431009	Services & Charges-Professional-Computer & Technology	Professional Services	-	-	403	-	-	-	-	-	-	-
201	Park Maintenance	201-11-201-201-431014	Services & Charges-Professional-Collection Costs	Professional Services	-	-	126	-	-	-	-	-	-	-
201	Park Maintenance	201-11-201-201-431015	Services & Charges-Professional-Laboratory Water Testing	Professional Services	-	-	-	-	160	-	-	-	-	-
201	Park Maintenance	201-11-201-201-431019	Services & Charges-Professional-Security Services	Professional Services	16,110	-	-	200,000	178,488	200,000	204,000	208,080	212,242	216,487
201	Park Maintenance	201-11-201-201-432000	Services & Charges-Communication & Transp-Other	Other Services & Charges	(3)	-	24	-	-	-	-	-	-	-
201	Park Maintenance	201-11-201-201-432002	Services & Charges-Communication & Transp-Mailing	Other Services & Charges	403	163	8	-	144	-	-	-	-	-
201	Park Maintenance	201-11-201-201-432003	Services & Charges-Communication & Transp-Travel	Travel	5,240	1,674	843	2,250	2,106	2,250	2,295	2,341	2,388	2,436
201	Park Maintenance	201-11-201-201-432004	Services & Charges-Communication & Transp-Telecommunications	Other Services & Charges	7,797	6,145	1,384	9,000	9,000	9,000	9,180	9,364	9,551	9,742
201	Park Maintenance	201-11-201-201-433001	Services & Charges-Printing & Ad-Outside Printing Services	Printing & Advertising	-	-	237	2,000	2,000	2,000	2,040	2,081	2,123	2,165
201	Park Maintenance	201-11-201-201-433002	Services & Charges-Printing & Ad-Publication of Legal Notice	Printing & Advertising	-	2,134	391	2,000	2,323	2,000	2,040	2,081	2,123	2,165
201	Park Maintenance	201-11-201-201-435001	Services & Charges-Utility Services-Electric	Utilities	328,902	374,209	402,995	324,074	324,074	402,995	411,055	419,276	427,662	436,215
201	Park Maintenance	201-11-201-201-435002	Services & Charges-Utility Services-Natural Gas	Utilities	52,209	81,716	75,722	55,556	83,341	66,716	68,050	69,411	70,799	72,215
201	Park Maintenance	201-11-201-201-435004	Services & Charges-Utility Services-Water	Utilities	171,771	211,226	213,414	198,000	198,000	214,000	218,280	222,646	227,099	231,641
201	Park Maintenance	201-11-201-201-436000	Services & Charges-Repairs & Maint-Other R&M	Repairs & Maintenance	61,140	254,298	84,534	10,000	45,981	84,534	86,225	87,950	89,709	91,503
201	Park Maintenance	201-11-201-201-436001	Services & Charges-Repairs & Maint-Building R&M	Repairs & Maintenance	83,408	78,616	50,320	190,393	119,752	152,000	155,040	158,141	161,304	164,530
201	Park Maintenance	201-11-201-201-436003	Services & Charges-Repairs & Maint-Auto Equip R&M	Repairs & Maintenance	244,755	340,028	357,843	335,000	327,991	335,000	341,700	348,534	355,505	362,615
201	Park Maintenance	201-11-201-201-436005	Services & Charges-Repairs & Maint-Other Equip R&M	Repairs & Maintenance	2,420	5,833	1,000	-	159	-	-	-	-	-
201	Park Maintenance	201-11-201-201-436006	Services & Charges-Repairs & Maint-Radio Equip R&M	Repairs & Maintenance	13,582	10,706	16,217	-	5,155	-	-	-	-	-
201	Park Maintenance	201-11-201-201-436011	Services & Charges-Repairs & Maint-Exterminating	Repairs & Maintenance	1,660	-	4,420	7,500	18,739	10,500	10,710	10,924	11,142	11,365
201	Park Maintenance	201-11-201-201-438100	Services & Charges-Debt Service-Principal	Debt Service Principal	323,831	236,642	261,329	225,467	225,467	51,161	101,897	170,835	235,993	241,930
201	Park Maintenance	201-11-201-201-438200	Services & Charges-Debt Service-Interest	Debt Service Interest & Fees	24,415	7,769	6,427	2,543	2,543	6,408	11,314	17,063	20,387	14,451
201	Park Maintenance	201-11-201-201-439000	Services & Charges-Other-Misc Charges & Svcs	Other Services & Charges	211,361	699,452	380,178	256,990	134,625	380,178	387,782	395,538	403,449	411,518
201	Park Maintenance	201-11-201-201-439001	Services & Charges-Other-Other Contractual Services	Other Services & Charges	-	-	1,912	-	3,123	-	-	-	-	-
201	Park Maintenance	201-11-201-201-439002	Services & Charges-Other-Licenses & Permits	Other Services & Charges	-	-	132	-	1,143	-	-	-	-	-
201	Park Maintenance	201-11-201-201-439003	Services & Charges-Other-Subscriptions	Other Services & Charges	490	59	65	1,220	666	1,220	1,244	1,269	1,294	1,320
201	Park Maintenance	201-11-201-201-439004	Services & Charges-Other-Dues & Memberships	Other Services & Charges	175	300	129	2,375	2,375	2,375	2,423	2,471	2,520	2,570
201	Park Maintenance	201-11-201-201-439006	Services & Charges-Other-Education & Training	Education & Training	9,098	14,385	7,995	11,000	12,100	11,000	11,220	11,444	11,673	11,906
201	Park Maintenance	201-11-201-201-439009	Services & Charges-Other-Trash Removal	Other Services & Charges	28,665	24,186	17,202	14,000	26,443	24,000	24,480	24,970	25,469	25,978
201	Park Maintenance	201-11-201-201-439012	Services & Charges-Other-Uniform Services	Other Services & Charges	-	-	-	-	3,852	-	-	-	-	-
201	Park Maintenance	201-11-201-201-444000	Capital Outlay-Impv Other Than Bldgs-Land Improvement	Capital	-	2,779,443	120,893	-	-	-	-	-	-	-
201	Park Maintenance	201-11-201-201-445000	Capital Outlay-Machinery & Equip-Motor Equipment	Capital	-	-	-	-	-	-	-	-	-	-
201	Park Maintenance	201-11-201-201-452002	Other Uses-Interfund Transfer Out-Allocations-Admin Cost	Interfund Allocations	220,356	251,768	360,490	325,071	325,071	377,213	382,871	388,614	394,443	400,360
201	Park Maintenance	201-11-201-201-452003	Other Uses-Interfund Transfer Out-Allocations-IT	Interfund Allocations	-	-	-	-	-	160,674	169,000	172,545	174,358	179,512
201	Park Maintenance	201-11-201-201-452004	Other Uses-Interfund Transfer Out-Allocations-Liability Ins	Interfund Allocations	-	-	-	65,289	65,289	132,157	133,479	134,814	136,162	137,524

Fun	Subdivision	Account	Main Account Description	Category Name	2018 ACTUAL	2019 ACTUAL	2020 ACTUAL	2021 ORIGINAL BUDGET	2021 AMENDED BUDGET	2022 PROPOSED BUDGET	2023 FORECAST	2024 FORECAST	2025 FORECAST	2026 FORECAST
201	Park Maintenance	201-11-201-201-452006	Other Uses-Interfund Transfer Out-Allocations-Print Shop	Interfund Allocations	929	461	-	-	-	-	-	-	-	-
201	Park Maintenance	201-11-201-201-452007	Other Uses-Interfund Transfer Out-Allocations-Central Stores	Interfund Allocations	34,122	44,468	-	-	-	-	-	-	-	-
201	Park Maintenance	201-11-201-201-452009	Other Uses-Interfund Transfer Out-Allocations-Facilities Mgt	Interfund Allocations	-	-	14,342	16,174	16,174	22,845	22,845	23,130	23,559	23,559
201	Four Winds/Coveleski St	201-11-201-202-436001	Services & Charges-Repairs & Maint-Building R&M	Repairs & Maintenance	-	-	-	-	476	-	-	-	-	-
201	Four Winds/Coveleski St	201-11-201-202-439002	Services & Charges-Other-Licenses & Permits	Other Services & Charges	-	-	-	-	1,150	1,150	1,173	1,196	1,220	1,244
201	Graffiti Removal	201-11-201-203-410001	Personnel-Salaries & Wages-Salaried Wages	Salaries & Wages	48,023	-	-	-	-	-	-	-	-	-
201	Graffiti Removal	201-11-201-203-410003	Personnel-Salaries & Wages-Permanent Part Time	Salaries & Wages	12,196	-	-	-	-	-	-	-	-	-
201	Graffiti Removal	201-11-201-203-411001	Personnel-Employee Benefits-FICA Regular	Fringe Benefits	4,288	-	-	-	-	-	-	-	-	-
201	Graffiti Removal	201-11-201-203-411004	Personnel-Employee Benefits-PERF Regular	Fringe Benefits	5,379	-	-	-	-	-	-	-	-	-
201	Graffiti Removal	201-11-201-203-411008	Personnel-Employee Benefits-Health Insurance	Fringe Benefits	15,646	-	-	-	-	-	-	-	-	-
201	Graffiti Removal	201-11-201-203-411009	Personnel-Employee Benefits-Life Insurance	Fringe Benefits	120	-	-	-	-	-	-	-	-	-
201	Graffiti Removal	201-11-201-203-411014	Personnel-Employee Benefits-Parental Leave	Fringe Benefits	131	-	-	-	-	-	-	-	-	-
201	Graffiti Removal	201-11-201-203-422000	Supplies-Operating-Other Operating Supplies	Supplies	8,834	-	-	-	-	-	-	-	-	-
201	Graffiti Removal	201-11-201-203-423006	Supplies-Repair & Maint-Small Tools & Equipment	Supplies	825	-	-	-	-	-	-	-	-	-
201	Graffiti Removal	201-11-201-203-432004	Services & Charges-Communication & Transp-Telecommunications	Other Services & Charges	341	-	-	-	-	-	-	-	-	-
201	Graffiti Removal	201-11-201-203-452002	Other Uses-Interfund Transfer Out-Allocations-Admin Cost	Interfund Allocations	3,286	-	-	-	-	-	-	-	-	-
201	Potawatomi Greenhouse	201-11-201-204-431019	Services & Charges-Professional-Security Services	Professional Services	-	-	-	660	660	660	673	686	700	714
201	Potawatomi Greenhouse	201-11-201-204-435001	Services & Charges-Utility Services-Electric	Utilities	175	196	229	185	185	185	189	193	197	201
201	Potawatomi Greenhouse	201-11-201-204-435002	Services & Charges-Utility Services-Natural Gas	Utilities	24,508	23,979	24,224	22,222	22,222	22,222	22,666	23,119	23,581	24,053
201	Potawatomi Greenhouse	201-11-201-204-436001	Services & Charges-Repairs & Maint-Building R&M	Repairs & Maintenance	-	-	-	2,000	2,000	2,000	2,040	2,081	2,123	2,165
201	Potawatomi Greenhouse	201-11-201-204-439000	Services & Charges-Other-Misc Charges & Svcs	Other Services & Charges	-	165	-	-	-	-	-	-	-	-
201	Potawatomi Greenhouse	201-11-201-204-439009	Services & Charges-Other-Trash Removal	Other Services & Charges	2,181	2,294	1,733	2,300	2,300	2,300	2,346	2,393	2,441	2,490
201	Potawatomi Greenhouse	201-11-201-204-439300	Services & Charges-Other-Grants & Subsidies	Grants & Subsidies	15,000	15,000	15,000	15,000	15,000	15,000	15,000	15,000	15,000	15,000
201	Potawatomi Greenhouse	201-11-201-204-452002	Other Uses-Interfund Transfer Out-Allocations-Admin Cost	Interfund Allocations	1,827	1,617	1,808	2,193	2,193	2,494	2,531	2,569	2,608	2,647
201	Potawatomi Greenhouse	201-11-201-204-452009	Other Uses-Interfund Transfer Out-Allocations-Facilities Mgt	Interfund Allocations	-	-	929	2,615	1,056	1,167	1,167	1,181	1,203	1,203
201	Golf Courses	201-11-202-220-423000	Supplies-Repair & Maint-Other R&M Supplies	Supplies	40,305	39,177	18,994	-	-	-	-	-	-	-
201	Golf Courses	201-11-202-220-436001	Services & Charges-Repairs & Maint-Building R&M	Repairs & Maintenance	-	-	-	-	-	-	-	-	-	-
201	Golf Courses	201-11-202-220-436003	Services & Charges-Repairs & Maint-Auto Equip R&M	Repairs & Maintenance	2,599	-	-	-	-	-	-	-	-	-
201	Golf Courses	201-11-202-220-438100	Services & Charges-Debt Service-Principal	Debt Service Principal	27,328	59,273	62,235	65,326	65,326	67,579	37,170	-	-	-
201	Golf Courses	201-11-202-220-438200	Services & Charges-Debt Service-Interest	Debt Service Interest & Fees	7,470	14,553	11,591	8,480	8,480	5,238	1,859	-	-	-
201	Golf Courses	201-11-202-220-443001	Capital Outlay-Buildings-Building Improvements	Capital	-	201,000	-	-	-	-	-	-	-	-
201	Golf Courses	201-11-202-220-452000	Other Uses-Interfund Transfer Out-Transfers Out	Interfund Transfers Out	-	-	11,799	-	-	-	-	-	-	-
201	Golf Courses	201-11-202-220-452002	Other Uses-Interfund Transfer Out-Allocations-Admin Cost	Interfund Allocations	54,424	54,868	57,238	75,372	75,372	59,544	60,437	61,344	62,264	63,198
201	Golf Courses	201-11-202-220-452003	Other Uses-Interfund Transfer Out-Allocations-IT	Interfund Allocations	-	-	-	-	-	67,004	73,126	73,830	74,214	77,409
201	Golf Courses	201-11-202-220-452004	Other Uses-Interfund Transfer Out-Allocations-Liability Ins	Interfund Allocations	-	-	-	10,307	10,307	10,451	10,556	10,662	10,769	10,877
201	Golf Courses	201-11-202-220-452006	Other Uses-Interfund Transfer Out-Allocations-Print Shop	Interfund Allocations	324	294	-	-	-	-	-	-	-	-
201	Golf Courses	201-11-202-220-452007	Other Uses-Interfund Transfer Out-Allocations-Central Stores	Interfund Allocations	3,106	3,696	-	-	-	-	-	-	-	-
201	Golf Courses	201-11-202-220-452009	Other Uses-Interfund Transfer Out-Allocations-Facilities Mgt	Interfund Allocations	-	-	2,798	1,056	2,615	3,543	3,543	3,587	3,654	3,654
201	Erskine Golf Course	201-11-202-221-423000	Supplies-Repair & Maint-Other R&M Supplies	Supplies	-	-	7,207	17,000	14,235	17,000	17,340	17,687	18,041	18,402
201	Erskine Golf Course	201-11-202-221-423001	Supplies-Repair & Maint-Building Materials	Supplies	-	-	-	-	394	-	-	-	-	-
201	Eibel Golf Course	201-11-202-222-423000	Supplies-Repair & Maint-Other R&M Supplies	Supplies	-	-	10,079	20,000	9,107	20,000	20,400	20,808	21,224	21,648
201	Eibel Golf Course	201-11-202-222-436005	Services & Charges-Repairs & Maint-Other Equip R&M	Repairs & Maintenance	-	-	750	-	-	-	-	-	-	-
201	Studebaker Golf Course	201-11-202-223-423000	Supplies-Repair & Maint-Other R&M Supplies	Supplies	-	-	922	3,000	5,500	3,000	3,060	3,121	3,183	3,247
201	Studebaker Golf Course	201-11-202-223-423001	Supplies-Repair & Maint-Building Materials	Supplies	-	-	390	-	-	-	-	-	-	-
201	Studebaker Golf Course	201-11-202-223-436000	Services & Charges-Repairs & Maint-Other R&M	Repairs & Maintenance	-	-	-	-	15,197	-	-	-	-	-
201	General Recreational Exp	201-11-203-230-423000	Supplies-Repair & Maint-Other R&M Supplies	Supplies	-	-	1,268	2,000	-	-	-	-	-	-
201	General Recreational Exp	201-11-203-230-436001	Services & Charges-Repairs & Maint-Building R&M	Repairs & Maintenance	-	-	-	-	1,600	-	-	-	-	-
201	General Recreational Exp	201-11-203-230-438100	Services & Charges-Debt Service-Principal	Debt Service Principal	-	160,131	179,404	167,118	169,416	173,206	179,550	121,168	22,867	-
201	General Recreational Exp	201-11-203-230-438200	Services & Charges-Debt Service-Interest	Debt Service Interest & Fees	-	16,378	24,795	23,518	21,220	17,430	11,086	4,475	678	-
201	General Recreational Exp	201-11-203-230-452002	Other Uses-Interfund Transfer Out-Allocations-Admin Cost	Interfund Allocations	71,375	131,048	118,067	153,003	76,502	77,604	78,768	79,950	81,149	82,366
201	General Recreational Exp	201-11-203-230-452003	Other Uses-Interfund Transfer Out-Allocations-IT	Interfund Allocations	-	-	-	-	-	166,071	178,415	181,619	183,836	190,442
201	General Recreational Exp	201-11-203-230-452004	Other Uses-Interfund Transfer Out-Allocations-Liability Ins	Interfund Allocations	-	-	-	-	-	-	-	-	-	-
201	General Recreational Exp	201-11-203-230-452006	Other Uses-Interfund Transfer Out-Allocations-Print Shop	Interfund Allocations	-	67,206	-	-	-	-	-	-	-	-
201	General Community Prog	201-11-203-237-452002	Other Uses-Interfund Transfer Out-Allocations-Admin Cost	Interfund Allocations	-	-	-	-	76,501	-	-	-	-	-
201	Potawatomi Zoo	201-11-204-290-452004	Other Uses-Interfund Transfer Out-Allocations-Liability Ins	Interfund Allocations	-	-	-	1,965	1,965	1,803	1,821	1,839	1,857	1,876
201	Development & Promotio	201-11-205-231-452002	Other Uses-Interfund Transfer Out-Allocations-Admin Cost	Interfund Allocations	-	42,177	47,208	61,598	61,598	59,049	59,935	60,834	61,747	62,673



Fun	Subdivision	Account	Main Account Description	Category Name	2018 ACTUAL	2019 ACTUAL	2020 ACTUAL	2021 ORIGINAL BUDGET	2021 AMENDED BUDGET	2022 PROPOSED BUDGET	2023 FORECAST	2024 FORECAST	2025 FORECAST	2026 FORECAST
201	Development & Promotion	201-11-205-231-452004	Other Uses-Interfund Transfer Out-Allocations-Liability Ins	Interfund Allocations	-	-	-	-	-	-	-	-	-	-
201	Regional Cities Grant	201-11-206-274-443001	Capital Outlay-Buildings-Building Improvements	Capital	223,823	54,585	72,106	-	-	-	-	-	-	-
201	2017 Park Bond	201-11-207-277-438300	Services & Charges-Debt Service-Paying Agent Fees	Debt Service Interest & Fees	-	4,400	4,400	5,000	5,000	5,000	5,000	5,000	5,000	5,000
201	General Community Prog	201-11-208-237-452002	Other Uses-Interfund Transfer Out-Allocations-Admin Cost	Interfund Allocations	-	-	-	-	-	77,604	78,768	79,950	81,149	82,366
201	General Community Prog	201-11-208-237-452003	Other Uses-Interfund Transfer Out-Allocations-IT	Interfund Allocations	-	-	-	-	-	98,664	96,669	98,293	99,758	103,726
202	Streets	202-06-602-503-410001	Personnel-Salaries & Wages-Salaried Wages	Salaries & Wages	602,501	496,487	544,726	543,704	543,704	575,531	587,245	599,197	611,389	623,829
202	Streets	202-06-602-503-410002	Personnel-Salaries & Wages-Teamster Wages	Salaries & Wages	1,557,927	1,349,071	1,403,664	1,480,706	1,480,706	1,517,584	1,532,247	1,547,058	1,562,019	1,577,141
202	Streets	202-06-602-503-410003	Personnel-Salaries & Wages-Permanent Part Time	Salaries & Wages	66,145	72,371	38,541	92,192	92,192	91,852	94,159	96,518	98,928	101,391
202	Streets	202-06-602-503-410004	Personnel-Salaries & Wages-Extra & Overtime	Salaries & Wages	280,849	236,548	216,675	264,913	264,913	289,468	292,363	295,287	298,240	301,223
202	Streets	202-06-602-503-410005	Personnel-Salaries & Wages-Seasonal & Interns	Salaries & Wages	39,012	24,437	42,846	53,913	51,959	26,624	27,955	29,321	30,723	32,160
202	Streets	202-06-602-503-410007	Personnel-Salaries & Wages-Longevity Pay	Salaries & Wages	5,100	5,400	5,708	6,100	6,100	6,500	6,500	6,500	6,500	6,500
202	Streets	202-06-602-503-410014	Personnel-Salaries & Wages-Contract Add Pays	Salaries & Wages	48,172	54,273	70,983	94,644	94,644	234,334	234,334	234,334	234,334	234,334
202	Streets	202-06-602-503-411001	Personnel-Employee Benefits-FICA Regular	Fringe Benefits	194,435	166,487	172,936	195,581	195,581	211,361	213,877	216,431	219,024	221,657
202	Streets	202-06-602-503-411004	Personnel-Employee Benefits-PERF Regular	Fringe Benefits	282,077	241,244	247,261	269,976	269,976	296,173	299,449	302,772	306,142	309,561
202	Streets	202-06-602-503-411005	Personnel-Employee Benefits-PERF Union	Fringe Benefits	21,877	15,973	15,932	27,924	27,924	30,955	31,218	31,484	31,752	32,023
202	Streets	202-06-602-503-411007	Personnel-Employee Benefits-Unemployment Comp	Fringe Benefits	-	-	198	607	607	4,194	3,069	3,104	3,139	3,174
202	Streets	202-06-602-503-411008	Personnel-Employee Benefits-Health Insurance	Fringe Benefits	678,522	374,987	489,210	519,333	519,333	603,620	704,743	767,607	804,962	842,308
202	Streets	202-06-602-503-411009	Personnel-Employee Benefits-Life Insurance	Fringe Benefits	5,909	5,257	5,248	5,368	5,368	5,371	5,371	5,371	5,371	5,371
202	Streets	202-06-602-503-411014	Personnel-Employee Benefits-Parental Leave	Fringe Benefits	6,029	4,864	7,781	8,365	8,365	9,174	8,690	8,787	8,886	8,986
202	Streets	202-06-602-503-411015	Personnel-Employee Benefits-Other Fringe Benefits	Fringe Benefits	2,175	2,600	(400)	6,500	6,500	6,600	6,600	6,600	6,600	6,600
202	Streets	202-06-602-503-411203	Personnel-Employee Benefits-Job Readiness Allow.	Fringe Benefits	16,974	15,971	14,546	15,259	17,213	15,708	15,708	15,708	15,708	15,708
202	Streets	202-06-602-503-411204	Personnel-Employee Benefits-Auto Allowance	Fringe Benefits	1,284	-	-	-	-	-	-	-	-	-
202	Streets	202-06-602-503-411206	Personnel-Employee Benefits-Cell Phone Allowance	Fringe Benefits	6,150	4,950	4,400	5,178	5,178	5,280	5,280	5,280	5,280	5,280
202	Streets	202-06-602-503-421002	Supplies-Office-Stationary & Printing	Supplies	4,665	4,771	2,473	5,600	5,778	2,550	2,550	2,550	2,550	2,550
202	Streets	202-06-602-503-422000	Supplies-Operating-Other Operating Supplies	Supplies	23,018	16,413	21,653	45,000	45,000	70,000	60,000	60,000	60,000	60,000
202	Streets	202-06-602-503-422001	Supplies-Operating-C.S. Gasoline	Supplies	275,958	155,666	95,627	149,000	149,000	48,619	49,591	50,583	51,595	52,627
202	Streets	202-06-602-503-422002	Supplies-Operating-Diesel/CNG	Supplies	5,347	2,939	2,055	7,400	7,630	2,600	2,652	2,705	2,759	2,814
202	Streets	202-06-602-503-422005	Supplies-Operating-Uniforms	Supplies	13,299	13,209	12,596	15,000	15,000	19,500	19,500	19,500	19,500	19,500
202	Streets	202-06-602-503-422007	Supplies-Operating-Cleaning Supplies	Supplies	2,992	2,391	2,068	5,000	5,000	2,500	2,500	2,500	2,500	2,500
202	Streets	202-06-602-503-422008	Supplies-Operating-Medical/Safety Supplies	Supplies	2,574	2,510	2,574	7,500	7,500	2,600	2,600	2,600	2,600	2,600
202	Streets	202-06-602-503-422017	Supplies-Operating-Traffic/Sign/Other	Supplies	161,238	36,257	32,919	-	2,255	-	-	-	-	-
202	Streets	202-06-602-503-422018	Supplies-Operating-Signals/Lights	Supplies	185,467	124,249	122,083	-	55,958	-	-	-	-	-
202	Streets	202-06-602-503-423000	Supplies-Repair & Maint-Other R&M Supplies	Supplies	-	-	-	-	-	-	-	-	-	-
202	Streets	202-06-602-503-423002	Supplies-Repair & Maint-Street Material	Supplies	557,704	215,448	196,179	-	16,134	-	226,026	226,026	226,026	226,026
202	Streets	202-06-602-503-423003	Supplies-Repair & Maint-Concrete Repair Supplies	Supplies	-	-	-	3,500	3,500	1,000	1,000	1,000	1,000	1,000
202	Streets	202-06-602-503-423006	Supplies-Repair & Maint-Small Tools & Equipment	Supplies	61,715	58,359	54,297	69,750	72,047	62,500	62,500	62,500	62,500	62,500
202	Streets	202-06-602-503-423008	Supplies-Repair & Maint-Salt & Winter Materials	Supplies	317,664	329,464	390,892	341,928	495,198	350,000	353,500	357,035	360,605	364,211
202	Streets	202-06-602-503-431000	Services & Charges-Professional-Other Professional Svcs	Professional Services	-	33,000	-	-	-	-	-	-	-	-
202	Streets	202-06-602-503-432002	Services & Charges-Communication & Transp-Mailing	Other Services & Charges	-	-	20	-	-	-	-	-	-	-
202	Streets	202-06-602-503-432003	Services & Charges-Communication & Transp-Travel	Travel	1,716	3,391	2,210	5,000	5,000	5,000	5,000	5,000	5,000	5,000
202	Streets	202-06-602-503-432004	Services & Charges-Communication & Transp-Telecommunications	Other Services & Charges	8,399	1,015	588	720	925	960	960	960	960	960
202	Streets	202-06-602-503-433001	Services & Charges-Printing & Ad-Outside Printing Services	Printing & Advertising	-	-	-	2,000	2,000	2,000	2,000	2,000	2,000	2,000
202	Streets	202-06-602-503-433002	Services & Charges-Printing & Ad-Publication of Legal Notice	Printing & Advertising	97	155	194	750	750	750	750	750	750	750
202	Streets	202-06-602-503-435001	Services & Charges-Utility Services-Electric	Utilities	20,769	22,385	19,625	23,148	23,148	23,148	23,611	24,083	24,565	25,056
202	Streets	202-06-602-503-435002	Services & Charges-Utility Services-Natural Gas	Utilities	16,392	18,206	14,405	17,583	17,583	17,583	17,935	18,294	18,660	19,033
202	Streets	202-06-602-503-435004	Services & Charges-Utility Services-Water	Utilities	8,407	8,446	10,335	7,500	9,250	11,125	11,348	11,575	11,807	12,043
202	Streets	202-06-602-503-436001	Services & Charges-Repairs & Maint-Building R&M	Repairs & Maintenance	699,443	118,209	93,080	59,350	96,298	84,350	88,568	92,996	97,646	102,528
202	Streets	202-06-602-503-436003	Services & Charges-Repairs & Maint-Auto Equip R&M	Repairs & Maintenance	986,633	269,557	575,674	466,091	466,091	575,675	604,459	634,682	666,417	699,738
202	Streets	202-06-602-503-436005	Services & Charges-Repairs & Maint-Other Equip R&M	Repairs & Maintenance	3,128	2,620	4,894	5,000	5,341	5,000	5,000	5,000	5,000	5,000
202	Streets	202-06-602-503-436006	Services & Charges-Repairs & Maint-Radio Equip R&M	Repairs & Maintenance	9,242	13,385	15,517	8,000	8,000	10,000	10,000	10,000	10,000	10,000
202	Streets	202-06-602-503-438100	Services & Charges-Debt Service-Principal	Debt Service Principal	719,631	734,901	590,097	920,461	920,461	872,154	1,031,783	1,088,104	1,267,807	822,189
202	Streets	202-06-602-503-438200	Services & Charges-Debt Service-Interest	Debt Service Interest & Fees	36,899	45,227	28,674	47,245	47,245	58,034	69,372	75,381	74,832	47,747
202	Streets	202-06-602-503-439000	Services & Charges-Other-Misc Charges & Svcs	Other Services & Charges	2,032	5,369	3,333	10,000	11,383	4,500	4,500	4,500	4,500	4,500
202	Streets	202-06-602-503-439005	Services & Charges-Other-Bank & Credit Card Fees	Other Services & Charges	-	270	249	300	300	300	300	300	300	300
202	Streets	202-06-602-503-439006	Services & Charges-Other-Education & Training	Education & Training	4,425	9,540	13,900	15,000	15,000	10,000	10,000	10,000	10,000	10,000
202	Streets	202-06-602-503-439009	Services & Charges-Other-Trash Removal	Other Services & Charges	1,455	1,737	1,483	1,750	-	-	-	-	-	-

Fun	Subdivision	Account	Main Account Description	Category Name	2018 ACTUAL	2019 ACTUAL	2020 ACTUAL	2021 ORIGINAL BUDGET	2021 AMENDED BUDGET	2022 PROPOSED BUDGET	2023 FORECAST	2024 FORECAST	2025 FORECAST	2026 FORECAST
202	Streets	202-06-602-503-439999	Services & Charges-Other-Bad Debt Expense	Other Services & Charges	-	-	4,042	-	-	-	-	-	-	-
202	Streets	202-06-602-503-445000	Capital Outlay-Machinery & Equip-Motor Equipment	Capital	-	64,316	102,840	-	1,484,436	-	-	-	-	-
202	Streets	202-06-602-503-445005	Capital Outlay-Machinery & Equip-Street Equipment	Capital	11,870	-	-	-	191,672	-	-	-	-	-
202	Streets	202-06-602-503-445008	Capital Outlay-Machinery & Equip-Other Equipment	Capital	15,998	-	-	-	-	-	-	-	-	-
202	Streets	202-06-602-503-452000	Other Uses-Interfund Transfer Out-Transfers Out	Interfund Transfers Out	-	2,500,000	-	-	-	-	-	-	-	-
202	Streets	202-06-602-503-452002	Other Uses-Interfund Transfer Out-Allocations-Admin Cost	Interfund Allocations	310,309	365,280	501,545	351,590	351,590	377,741	383,407	389,158	394,995	400,920
202	Streets	202-06-602-503-452003	Other Uses-Interfund Transfer Out-Allocations-IT	Interfund Allocations	245,960	431,471	384,384	296,793	296,793	309,543	319,567	325,667	330,274	338,867
202	Streets	202-06-602-503-452004	Other Uses-Interfund Transfer Out-Allocations-Liability Ins	Interfund Allocations	398,568	471,559	288,023	347,406	347,406	212,775	214,903	217,052	219,223	221,415
202	Streets	202-06-602-503-452006	Other Uses-Interfund Transfer Out-Allocations-Print Shop	Interfund Allocations	2,496	2,866	-	-	-	-	-	-	-	-
202	Streets	202-06-602-503-452007	Other Uses-Interfund Transfer Out-Allocations-Central Stores	Interfund Allocations	10,849	12,208	-	-	-	-	-	-	-	-
202	Streets	202-06-602-503-452008	Other Uses-Interfund Transfer Out-Allocations-Payroll Cost	Interfund Allocations	-	273,309	282,036	319,026	319,026	332,030	336,347	340,719	345,149	349,636
202	Streets	202-06-602-503-452009	Other Uses-Interfund Transfer Out-Allocations-Facilities Mgt	Interfund Allocations	-	-	1,398	1,457	1,457	1,624	1,624	1,644	1,675	1,675
202	Curb & Sidewalk	202-06-602-505-436003	Services & Charges-Repairs & Maint-Auto Equip R&M	Repairs & Maintenance	7,572	21,000	10,581	17,500	17,500	17,500	18,375	19,294	20,259	21,272
202	Curb & Sidewalk	202-06-602-505-452002	Other Uses-Interfund Transfer Out-Allocations-Admin Cost	Interfund Allocations	50,551	52,063	56,055	81,786	81,786	78,248	79,422	80,613	81,822	83,049
202	Curb & Sidewalk	202-06-602-505-452008	Other Uses-Interfund Transfer Out-Allocations-Payroll Cost	Interfund Allocations	-	19,523	21,546	21,698	21,698	22,375	22,666	22,960	23,258	23,560
210	Community Investment	210-10-101-120-438100	Services & Charges-Debt Service-Principal	Debt Service Principal	65,591	67,581	69,632	35,605	35,605	-	-	-	-	-
210	Community Investment	210-10-101-120-438200	Services & Charges-Debt Service-Interest	Debt Service Interest & Fees	6,419	4,429	2,379	401	401	-	-	-	-	-
210	Community Investment	210-10-101-120-452000	Other Uses-Interfund Transfer Out-Transfers Out	Interfund Transfers Out	-	230,000	-	-	-	-	-	-	-	-
211	Community Investment	211-10-101-120-436001	Services & Charges-Repairs & Maint-Building R&M	Repairs & Maintenance	-	8,290	11,171	-	-	-	-	-	-	-
211	Community Investment	211-10-101-120-436002	Services & Charges-Repairs & Maint-Office Equip R&M	Repairs & Maintenance	-	71	-	-	-	-	-	-	-	-
211	Community Investment	211-10-101-120-436003	Services & Charges-Repairs & Maint-Auto Equip R&M	Repairs & Maintenance	1,989	1,550	485	2,600	1,600	2,600	2,600	2,600	2,600	2,600
211	Community Investment	211-10-101-120-452000	Other Uses-Interfund Transfer Out-Transfers Out	Interfund Transfers Out	-	-	35,000	50,000	50,000	-	-	-	-	-
211	Community Investment	211-10-101-120-452002	Other Uses-Interfund Transfer Out-Allocations-Admin Cost	Interfund Allocations	87,189	98,842	118,912	157,159	157,159	187,711	190,527	193,385	196,286	199,230
211	Community Investment	211-10-101-120-452003	Other Uses-Interfund Transfer Out-Allocations-IT	Interfund Allocations	222,039	269,655	170,620	495,377	495,377	450,827	370,383	379,132	406,424	389,351
211	Community Investment	211-10-101-120-452004	Other Uses-Interfund Transfer Out-Allocations-Liability Ins	Interfund Allocations	73,069	87,674	68,409	190	190	120	121	122	123	124
211	Community Investment	211-10-101-120-452006	Other Uses-Interfund Transfer Out-Allocations-Print Shop	Interfund Allocations	5,511	4,867	-	-	-	-	-	-	-	-
211	Community Investment	211-10-101-120-452007	Other Uses-Interfund Transfer Out-Allocations-Central Stores	Interfund Allocations	2,730	3,325	-	-	-	-	-	-	-	-
211	Historic Preservation	211-10-101-124-436003	Services & Charges-Repairs & Maint-Auto Equip R&M	Repairs & Maintenance	-	-	791	500	1,500	500	500	500	500	500
211	Sustainability	211-10-101-132-452003	Other Uses-Interfund Transfer Out-Allocations-IT	Interfund Allocations	-	-	-	-	-	23,357	25,753	26,718	26,924	28,095
211	Sustainability	211-10-101-132-452004	Other Uses-Interfund Transfer Out-Allocations-Liability Ins	Interfund Allocations	-	-	-	-	-	193	195	197	199	201
216	Police Other	216-08-080-088-439000	Services & Charges-Other-Misc Charges & Svcs	Other Services & Charges	7,856	-	-	12,000	12,000	12,000	-	-	-	-
216	Police Other	216-08-080-088-445000	Capital Outlay-Machinery & Equip-Motor Equipment	Capital	-	-	-	45,000	45,000	22,500	22,500	22,500	22,500	22,500
216	Police Other	216-08-080-088-445001	Capital Outlay-Machinery & Equip-Police Equipment	Capital	-	-	31,753	-	-	-	-	-	-	-
216	Police Other	216-08-080-088-445006	Capital Outlay-Machinery & Equip-Computer Equip/Network	Capital	-	-	-	-	30,043	-	-	-	-	-
217	Engineering	217-06-600-500-431000	Services & Charges-Professional-Other Professional Svcs	Professional Services	11,524	53,988	56,258	-	35,186	-	-	-	-	-
217	Animal Resource Center	217-10-103-105-436001	Services & Charges-Repairs & Maint-Building R&M	Repairs & Maintenance	-	-	-	-	-	-	-	-	-	-
217	AC&C Donations	217-12-301-106-436001	Services & Charges-Repairs & Maint-Building R&M	Repairs & Maintenance	1,014	1,581	2,400	10,000	12,000	-	-	-	-	-
218	Police Other	218-08-080-088-439000	Services & Charges-Other-Misc Charges & Svcs	Other Services & Charges	854	623	-	1,000	1,000	-	-	-	-	-
218	Police Other	218-08-080-088-452000	Other Uses-Interfund Transfer Out-Transfers Out	Interfund Transfers Out	-	-	-	-	-	18,799	-	-	-	-
219	NEAT Crew	219-12-300-101-436003	Services & Charges-Repairs & Maint-Auto Equip R&M	Repairs & Maintenance	75,151	56,703	-	-	-	-	-	-	-	-
219	NEAT Crew	219-12-300-101-436006	Services & Charges-Repairs & Maint-Radio Equip R&M	Repairs & Maintenance	46	1,152	-	-	-	-	-	-	-	-
219	NEAT Crew	219-12-300-101-445000	Capital Outlay-Machinery & Equip-Motor Equipment	Capital	-	24,580	-	-	-	-	-	-	-	-
219	NEAT Crew	219-12-300-101-452002	Other Uses-Interfund Transfer Out-Allocations-Admin Cost	Interfund Allocations	18,691	19,798	-	-	-	-	-	-	-	-
219	NEAT Crew	219-12-300-101-452004	Other Uses-Interfund Transfer Out-Allocations-Liability Ins	Interfund Allocations	26,435	953	-	-	-	-	-	-	-	-
219	NEAT Crew	219-12-300-101-452006	Other Uses-Interfund Transfer Out-Allocations-Print Shop	Interfund Allocations	158	130	-	-	-	-	-	-	-	-
219	NEAT Crew	219-12-300-101-452007	Other Uses-Interfund Transfer Out-Allocations-Central Stores	Interfund Allocations	1,271	2,269	-	-	-	-	-	-	-	-
219	Unsafe Building	219-12-300-104-452000	Other Uses-Interfund Transfer Out-Transfers Out	Interfund Transfers Out	27,500	-	-	-	-	-	-	-	-	-
219	Unsafe Building	219-12-300-104-452002	Other Uses-Interfund Transfer Out-Allocations-Admin Cost	Interfund Allocations	11,361	11,744	-	-	-	-	-	-	-	-
220	Police Other	220-08-080-088-422000	Supplies-Operating-Other Operating Supplies	Supplies	136,323	126,508	52,443	110,500	130,500	112,000	112,000	112,000	112,000	112,000
220	Police Other	220-08-080-088-422005	Supplies-Operating-Uniforms	Supplies	37,667	42,018	9,641	25,000	32,206	25,000	25,000	25,000	25,000	25,000
220	Police Other	220-08-080-088-431000	Services & Charges-Professional-Other Professional Svcs	Professional Services	-	-	1,136	-	-	-	-	-	-	-
220	Police Other	220-08-080-088-439000	Services & Charges-Other-Misc Charges & Svcs	Other Services & Charges	65,622	37,480	29,557	55,000	63,908	59,250	59,250	59,250	59,250	45,000
220	Police Other	220-08-080-088-439005	Services & Charges-Other-Bank & Credit Card Fees	Other Services & Charges	-	-	1,864	-	-	-	-	-	-	-
220	Police Other	220-08-080-088-439099	Services & Charges-Other-Cashier Over/Short	Other Services & Charges	-	-	-	-	-	-	-	-	-	-
220	Police Other	220-08-080-088-439999	Services & Charges-Other-Bad Debt Expense	Other Services & Charges	-	-	54	-	-	-	-	-	-	-
221	Neighborhood Services	221-10-103-100-436003	Services & Charges-Repairs & Maint-Auto Equip R&M	Repairs & Maintenance	-	-	-	-	-	-	-	-	-	-

Fun	Subdivision	Account	Main Account Description	Category Name	2018 ACTUAL	2019 ACTUAL	2020 ACTUAL	2021 ORIGINAL BUDGET	2021 AMENDED BUDGET	2022 PROPOSED BUDGET	2023 FORECAST	2024 FORECAST	2025 FORECAST	2026 FORECAST
221	Rental Unit Inspection	221-12-300-102-436003	Services & Charges-Repairs & Maint-Auto Equip R&M	Repairs & Maintenance	-	-	-	1,800	1,800	-	-	-	-	-
222	Equipment Services	222-04-403-450-410001	Personnel-Salaries & Wages-Salaried Wages	Salaries & Wages	438,563	484,197	507,446	518,305	518,305	539,879	550,674	561,689	572,923	584,380
222	Equipment Services	222-04-403-450-410002	Personnel-Salaries & Wages-Teamster Wages	Salaries & Wages	838,384	864,884	885,987	1,109,577	1,109,577	1,084,965	1,100,701	1,110,900	1,121,202	1,131,607
222	Equipment Services	222-04-403-450-410003	Personnel-Salaries & Wages-Permanent Part Time	Salaries & Wages	15,374	30,904	16,137	18,000	18,000	18,684	18,684	18,684	18,684	18,684
222	Equipment Services	222-04-403-450-410004	Personnel-Salaries & Wages-Extra & Overtime	Salaries & Wages	47,550	22,697	42,675	41,200	41,200	41,200	41,200	41,200	41,200	41,200
222	Equipment Services	222-04-403-450-410005	Personnel-Salaries & Wages-Seasonal & Interns	Salaries & Wages	20,671	6,222	4,180	9,000	9,000	7,500	7,500	7,500	7,500	7,500
222	Equipment Services	222-04-403-450-410007	Personnel-Salaries & Wages-Longevity Pay	Salaries & Wages	1,950	2,400	2,150	3,100	3,100	3,100	3,100	3,100	3,100	3,100
222	Equipment Services	222-04-403-450-410014	Personnel-Salaries & Wages-Contract Add Pays	Salaries & Wages	18,023	18,949	20,769	22,349	22,349	22,349	22,349	22,349	22,349	22,349
222	Equipment Services	222-04-403-450-411001	Personnel-Employee Benefits-FICA Regular	Fringe Benefits	102,500	105,933	109,424	133,455	133,455	133,160	135,190	136,813	138,460	140,133
222	Equipment Services	222-04-403-450-411004	Personnel-Employee Benefits-PERF Regular	Fringe Benefits	151,586	156,036	161,415	192,361	192,361	192,021	194,992	197,368	199,780	202,229
222	Equipment Services	222-04-403-450-411005	Personnel-Employee Benefits-PERF Union	Fringe Benefits	8,218	7,523	6,907	17,968	17,968	17,599	17,835	17,988	18,143	18,299
222	Equipment Services	222-04-403-450-411007	Personnel-Employee Benefits-Unemployment Comp	Fringe Benefits	-	-	146	488	488	2,706	2,062	2,087	2,113	2,139
222	Equipment Services	222-04-403-450-411008	Personnel-Employee Benefits-Health Insurance	Fringe Benefits	364,011	265,981	353,890	359,922	359,922	420,217	482,217	520,967	544,217	567,467
222	Equipment Services	222-04-403-450-411009	Personnel-Employee Benefits-Life Insurance	Fringe Benefits	3,135	3,218	3,275	3,720	3,720	3,720	3,720	3,720	3,720	3,720
222	Equipment Services	222-04-403-450-411014	Personnel-Employee Benefits-Parental Leave	Fringe Benefits	3,393	2,982	5,117	5,931	5,931	5,920	5,669	5,739	5,811	5,883
222	Equipment Services	222-04-403-450-411015	Personnel-Employee Benefits-Other Fringe Benefits	Fringe Benefits	600	600	-	2,000	2,000	2,000	2,000	2,000	2,000	2,000
222	Equipment Services	222-04-403-450-411201	Personnel-Employee Benefits-Tool Allowance	Fringe Benefits	9,364	9,075	9,488	11,884	11,884	11,884	11,884	11,884	11,884	11,884
222	Equipment Services	222-04-403-450-411203	Personnel-Employee Benefits-Job Readiness Allow.	Fringe Benefits	8,819	7,969	8,500	9,775	9,775	9,775	9,775	9,775	9,775	9,775
222	Equipment Services	222-04-403-450-411204	Personnel-Employee Benefits-Auto Allowance	Fringe Benefits	50	-	-	-	-	-	-	-	-	-
222	Equipment Services	222-04-403-450-411206	Personnel-Employee Benefits-Cell Phone Allowance	Fringe Benefits	1,425	1,320	1,320	1,320	1,320	1,320	1,320	1,320	1,320	1,320
222	Equipment Services	222-04-403-450-421000	Supplies-Office-Other Office Supplies	Supplies	267	-	46	-	-	-	-	-	-	-
222	Equipment Services	222-04-403-450-421002	Supplies-Office-Stationary & Printing	Supplies	3,861	3,148	3,632	4,500	6,675	4,500	4,590	4,682	4,775	4,871
222	Equipment Services	222-04-403-450-421005	Supplies-Office-Print Shop Jobs Supplies	Supplies	243	300	-	-	-	-	-	-	-	-
222	Equipment Services	222-04-403-450-422000	Supplies-Operating-Other Operating Supplies	Supplies	-	-	34	-	500	-	-	-	-	-
222	Equipment Services	222-04-403-450-422001	Supplies-Operating-C.S. Gasoline	Supplies	4,387	1,701,292	1,239,898	1,870,144	1,870,144	1,800,000	1,818,000	1,836,180	1,854,542	1,873,087
222	Equipment Services	222-04-403-450-422002	Supplies-Operating-Diesel/CNG	Supplies	1,244	77	-	-	-	-	-	-	-	-
222	Equipment Services	222-04-403-450-422005	Supplies-Operating-Uniforms	Supplies	6,066	5,483	7,740	6,500	6,500	6,500	6,600	6,700	6,700	6,700
222	Equipment Services	222-04-403-450-422007	Supplies-Operating-Cleaning Supplies	Supplies	4,324	3,207	3,586	4,600	5,146	4,600	4,600	4,600	4,600	4,600
222	Equipment Services	222-04-403-450-422008	Supplies-Operating-Medical/Safety Supplies	Supplies	697	685	471	1,300	1,300	1,300	1,400	1,400	1,400	1,400
222	Equipment Services	222-04-403-450-422010	Supplies-Operating-Plants Chemicals Seed & Fertilizer	Supplies	53	57	255	350	350	350	350	500	500	500
222	Equipment Services	222-04-403-450-423000	Supplies-Repair & Maint-Other R&M Supplies	Supplies	23,212	19,901	23,488	24,000	24,000	24,000	24,500	25,000	25,000	25,000
222	Equipment Services	222-04-403-450-423001	Supplies-Repair & Maint-Building Materials	Supplies	17,590	17,554	17,058	21,000	21,000	21,000	21,500	22,000	22,500	23,000
222	Equipment Services	222-04-403-450-423006	Supplies-Repair & Maint-Small Tools & Equipment	Supplies	21,056	14,248	23,789	25,000	27,324	25,000	26,000	27,000	28,000	29,000
222	Equipment Services	222-04-403-450-423010	Supplies-Repair & Maint-Reimbursed Parts	Supplies	27,245	2,729,462	2,680,237	2,959,335	2,958,835	2,700,000	2,727,000	2,754,270	2,781,813	2,809,631
222	Equipment Services	222-04-403-450-423012	Supplies-Repair & Maint-Inventory Over & Short	Supplies	(326)	(10,810)	(7,737)	-	-	-	-	-	-	-
222	Equipment Services	222-04-403-450-431000	Services & Charges-Professional-Other Professional Svcs	Professional Services	9,836	7,856	7,777	8,500	10,298	8,500	10,000	10,000	10,000	10,000
222	Equipment Services	222-04-403-450-431001	Services & Charges-Professional-Legal Services	Professional Services	-	418	-	-	-	-	-	-	-	-
222	Equipment Services	222-04-403-450-432002	Services & Charges-Communication & Transp-Mailing	Other Services & Charges	1,421	317	633	1,300	1,353	1,300	1,350	1,400	1,400	1,450
222	Equipment Services	222-04-403-450-432003	Services & Charges-Communication & Transp-Travel	Travel	232	305	-	500	500	500	500	1,000	1,000	1,000
222	Equipment Services	222-04-403-450-432004	Services & Charges-Communication & Transp-Telecommunications	Other Services & Charges	736	782	665	800	800	800	1,000	1,200	1,300	1,500
222	Equipment Services	222-04-403-450-433001	Services & Charges-Printing & Ad-Outside Printing Services	Printing & Advertising	-	-	492	3,500	3,500	3,500	4,000	4,500	4,500	4,500
222	Equipment Services	222-04-403-450-433002	Services & Charges-Printing & Ad-Publication of Legal Notice	Printing & Advertising	4,609	610	371	1,000	1,000	1,000	1,000	1,000	1,200	1,200
222	Equipment Services	222-04-403-450-435001	Services & Charges-Utility Services-Electric	Utilities	29,216	30,329	29,563	31,167	31,167	31,167	31,790	32,426	33,075	33,737
222	Equipment Services	222-04-403-450-435002	Services & Charges-Utility Services-Natural Gas	Utilities	21,316	24,571	15,608	23,611	23,611	23,611	24,083	24,565	25,056	25,557
222	Equipment Services	222-04-403-450-435004	Services & Charges-Utility Services-Water	Utilities	7,902	8,260	8,530	9,690	9,690	9,690	10,000	10,350	10,700	11,000
222	Equipment Services	222-04-403-450-436001	Services & Charges-Repairs & Maint-Building R&M	Repairs & Maintenance	30,142	21,810	22,843	23,500	22,741	23,500	24,000	26,000	26,500	27,000
222	Equipment Services	222-04-403-450-436002	Services & Charges-Repairs & Maint-Office Equip R&M	Repairs & Maintenance	-	-	-	1,000	1,000	1,000	1,000	1,000	1,000	1,000
222	Equipment Services	222-04-403-450-436003	Services & Charges-Repairs & Maint-Auto Equip R&M	Repairs & Maintenance	7,750	23,296	22,945	20,000	20,000	20,000	21,500	22,000	22,500	23,000
222	Equipment Services	222-04-403-450-436005	Services & Charges-Repairs & Maint-Other Equip R&M	Repairs & Maintenance	-	-	-	-	1,034	-	-	-	-	-
222	Equipment Services	222-04-403-450-436006	Services & Charges-Repairs & Maint-Radio Equip R&M	Repairs & Maintenance	120	815	1,211	1,000	1,000	1,000	1,000	1,000	1,000	1,000
222	Equipment Services	222-04-403-450-438100	Services & Charges-Debt Service-Principal	Debt Service Principal	4,957	5,132	5,208	-	-	8,069	8,254	4,198	-	-
222	Equipment Services	222-04-403-450-438200	Services & Charges-Debt Service-Interest	Debt Service Interest & Fees	197	127	55	-	-	423	238	48	-	-
222	Equipment Services	222-04-403-450-439000	Services & Charges-Other-Misc Charges & Svcs	Other Services & Charges	1,703	139	99	500	500	500	500	500	1,000	1,000
222	Equipment Services	222-04-403-450-439006	Services & Charges-Other-Education & Training	Education & Training	6,673	2,908	3,959	5,000	4,725	5,000	5,000	5,000	5,000	5,500
222	Equipment Services	222-04-403-450-439011	Services & Charges-Other-Waste Removal/Disposal	Other Services & Charges	10,044	9,009	10,845	12,500	13,193	12,500	13,500	14,500	14,500	14,500
222	Equipment Services	222-04-403-450-439099	Services & Charges-Other-Cashier Over/Short	Other Services & Charges	-	-	-	-	-	-	-	-	-	-

Fun	Subdivision	Account	Main Account Description	Category Name	2018 ACTUAL	2019 ACTUAL	2020 ACTUAL	2021 ORIGINAL BUDGET	2021 AMENDED BUDGET	2022 PROPOSED BUDGET	2023 FORECAST	2024 FORECAST	2025 FORECAST	2026 FORECAST
222	Equipment Services	222-04-403-450-452000	Other Uses-Interfund Transfer Out-Transfers Out	Interfund Transfers Out	77,000	-	207,293	105,000	105,000	-	-	-	-	-
222	Equipment Services	222-04-403-450-452002	Other Uses-Interfund Transfer Out-Allocations-Admin Cost	Interfund Allocations	107,448	106,067	132,929	379,872	379,872	434,119	440,631	447,240	453,949	460,758
222	Equipment Services	222-04-403-450-452003	Other Uses-Interfund Transfer Out-Allocations-IT	Interfund Allocations	129,469	130,722	92,491	199,168	199,168	202,644	210,252	211,319	212,094	217,021
222	Equipment Services	222-04-403-450-452004	Other Uses-Interfund Transfer Out-Allocations-Liability Ins	Interfund Allocations	31,776	132,580	21,508	6,008	6,008	7,750	7,828	7,906	7,985	8,065
222	Equipment Services	222-04-403-450-452006	Other Uses-Interfund Transfer Out-Allocations-Print Shop	Interfund Allocations	1,217	1,625	-	-	-	-	-	-	-	-
222	Equipment Services	222-04-403-450-452007	Other Uses-Interfund Transfer Out-Allocations-Central Stores	Interfund Allocations	11,837	17,271	-	-	-	-	-	-	-	-
222	Equipment Services	222-04-403-450-452009	Other Uses-Interfund Transfer Out-Allocations-Facilities Mgt	Interfund Allocations	-	-	1,902	1,971	1,971	2,156	2,156	2,183	2,223	2,223
222	Central Stores	222-04-403-451-410001	Personnel-Salaries & Wages-Salaried Wages	Salaries & Wages	180,947	162,323	-	-	-	-	-	-	-	-
222	Central Stores	222-04-403-451-411001	Personnel-Employee Benefits-FICA Regular	Fringe Benefits	14,168	12,114	-	-	-	-	-	-	-	-
222	Central Stores	222-04-403-451-411004	Personnel-Employee Benefits-PERF Regular	Fringe Benefits	20,488	17,730	-	-	-	-	-	-	-	-
222	Central Stores	222-04-403-451-411008	Personnel-Employee Benefits-Health Insurance	Fringe Benefits	19,557	19,276	-	-	-	-	-	-	-	-
222	Central Stores	222-04-403-451-411009	Personnel-Employee Benefits-Life Insurance	Fringe Benefits	407	345	-	-	-	-	-	-	-	-
222	Central Stores	222-04-403-451-411014	Personnel-Employee Benefits-Parental Leave	Fringe Benefits	452	398	-	-	-	-	-	-	-	-
222	Central Stores	222-04-403-451-411204	Personnel-Employee Benefits-Auto Allowance	Fringe Benefits	900	900	-	-	-	-	-	-	-	-
222	Central Stores	222-04-403-451-411206	Personnel-Employee Benefits-Cell Phone Allowance	Fringe Benefits	831	1,320	-	-	-	-	-	-	-	-
222	Central Stores	222-04-403-451-421000	Supplies-Office-Other Office Supplies	Supplies	409	211	-	-	-	-	-	-	-	-
222	Central Stores	222-04-403-451-421002	Supplies-Office-Stationary & Printing	Supplies	1,481	917	26	-	-	-	-	-	-	-
222	Central Stores	222-04-403-451-422001	Supplies-Operating-C.S. Gasoline	Supplies	754	969	-	-	-	-	-	-	-	-
222	Central Stores	222-04-403-451-436003	Services & Charges-Repairs & Maint-Auto Equip R&M	Repairs & Maintenance	974	611	-	-	-	-	-	-	-	-
222	Central Stores	222-04-403-451-452002	Other Uses-Interfund Transfer Out-Allocations-Admin Cost	Interfund Allocations	3,637	8,202	-	-	-	-	-	-	-	-
222	Central Stores	222-04-403-451-452003	Other Uses-Interfund Transfer Out-Allocations-IT	Interfund Allocations	-	16,620	-	-	-	-	-	-	-	-
222	Central Stores	222-04-403-451-452004	Other Uses-Interfund Transfer Out-Allocations-Liability Ins	Interfund Allocations	261	953	-	-	-	-	-	-	-	-
222	Central Stores	222-04-403-451-452008	Other Uses-Interfund Transfer Out-Allocations-Payroll Cost	Interfund Allocations	-	41,412	-	-	-	-	-	-	-	-
222	Print Shop	222-04-403-452-410001	Personnel-Salaries & Wages-Salaried Wages	Salaries & Wages	61,861	40,259	-	-	-	-	-	-	-	-
222	Print Shop	222-04-403-452-411001	Personnel-Employee Benefits-FICA Regular	Fringe Benefits	4,418	2,730	-	-	-	-	-	-	-	-
222	Print Shop	222-04-403-452-411004	Personnel-Employee Benefits-PERF Regular	Fringe Benefits	6,934	4,509	-	-	-	-	-	-	-	-
222	Print Shop	222-04-403-452-411008	Personnel-Employee Benefits-Health Insurance	Fringe Benefits	16,245	10,312	-	-	-	-	-	-	-	-
222	Print Shop	222-04-403-452-411009	Personnel-Employee Benefits-Life Insurance	Fringe Benefits	167	120	-	-	-	-	-	-	-	-
222	Print Shop	222-04-403-452-411014	Personnel-Employee Benefits-Parental Leave	Fringe Benefits	160	101	-	-	-	-	-	-	-	-
222	Print Shop	222-04-403-452-421002	Supplies-Office-Stationary & Printing	Supplies	17,167	20,214	391	-	-	-	-	-	-	-
222	Print Shop	222-04-403-452-423000	Supplies-Repair & Maint-Other R&M Supplies	Supplies	-	81	-	-	-	-	-	-	-	-
222	Print Shop	222-04-403-452-433001	Services & Charges-Printing & Ad-Outside Printing Services	Printing & Advertising	16	105	-	-	-	-	-	-	-	-
222	Print Shop	222-04-403-452-436002	Services & Charges-Repairs & Maint-Office Equip R&M	Repairs & Maintenance	18,333	5,353	2,657	-	-	-	-	-	-	-
222	Print Shop	222-04-403-452-438100	Services & Charges-Debt Service-Principal	Debt Service Principal	8,649	9,117	10,388	3,303	3,303	-	-	-	-	-
222	Print Shop	222-04-403-452-438200	Services & Charges-Debt Service-Interest	Debt Service Interest & Fees	1,369	901	408	37	37	-	-	-	-	-
222	Print Shop	222-04-403-452-439006	Services & Charges-Other-Education & Training	Education & Training	624	-	-	-	-	-	-	-	-	-
222	Print Shop	222-04-403-452-452002	Other Uses-Interfund Transfer Out-Allocations-Admin Cost	Interfund Allocations	6,254	6,675	-	-	-	-	-	-	-	-
222	Print Shop	222-04-403-452-452003	Other Uses-Interfund Transfer Out-Allocations-IT	Interfund Allocations	-	18,760	-	-	-	-	-	-	-	-
222	Print Shop	222-04-403-452-452004	Other Uses-Interfund Transfer Out-Allocations-Liability Ins	Interfund Allocations	264	238	-	-	-	-	-	-	-	-
222	Print Shop	222-04-403-452-452008	Other Uses-Interfund Transfer Out-Allocations-Payroll Cost	Interfund Allocations	-	41,412	-	-	-	-	-	-	-	-
222	Radio Shop	222-04-403-453-410001	Personnel-Salaries & Wages-Salaried Wages	Salaries & Wages	158,800	122,629	141,304	164,234	164,234	167,509	170,849	174,256	177,731	181,276
222	Radio Shop	222-04-403-453-410004	Personnel-Salaries & Wages-Extra & Overtime	Salaries & Wages	-	-	-	-	-	-	-	-	-	-
222	Radio Shop	222-04-403-453-410005	Personnel-Salaries & Wages-Seasonal & Interns	Salaries & Wages	-	4,410	-	-	-	-	-	-	-	-
222	Radio Shop	222-04-403-453-411001	Personnel-Employee Benefits-FICA Regular	Fringe Benefits	11,486	9,310	10,510	12,564	12,564	12,814	13,070	13,331	13,596	13,868
222	Radio Shop	222-04-403-453-411004	Personnel-Employee Benefits-PERF Regular	Fringe Benefits	17,796	13,734	15,342	18,394	18,394	18,761	19,135	19,517	19,906	20,303
222	Radio Shop	222-04-403-453-411007	Personnel-Employee Benefits-Unemployment Comp	Fringe Benefits	-	-	14	49	49	268	205	209	213	218
222	Radio Shop	222-04-403-453-411008	Personnel-Employee Benefits-Health Insurance	Fringe Benefits	33,098	20,838	27,102	34,831	34,831	40,666	46,666	50,416	52,666	54,916
222	Radio Shop	222-04-403-453-411009	Personnel-Employee Benefits-Life Insurance	Fringe Benefits	247	235	320	360	360	360	360	360	360	360
222	Radio Shop	222-04-403-453-411014	Personnel-Employee Benefits-Parental Leave	Fringe Benefits	409	242	495	575	575	586	564	575	587	598
222	Radio Shop	222-04-403-453-411206	Personnel-Employee Benefits-Cell Phone Allowance	Fringe Benefits	6	-	-	-	-	-	-	-	-	-
222	Radio Shop	222-04-403-453-421002	Supplies-Office-Stationary & Printing	Supplies	79	92	191	200	200	200	200	200	250	250
222	Radio Shop	222-04-403-453-422001	Supplies-Operating-C.S. Gasoline	Supplies	55	50	89	100	100	100	100	100	100	100
222	Radio Shop	222-04-403-453-423000	Supplies-Repair & Maint-Other R&M Supplies	Supplies	733	764	770	850	850	850	850	900	900	900
222	Radio Shop	222-04-403-453-423006	Supplies-Repair & Maint-Small Tools & Equipment	Supplies	1,581	3,422	1,560	2,000	2,014	2,240	2,464	2,710	2,981	3,280
222	Radio Shop	222-04-403-453-423012	Supplies-Repair & Maint-Inventory Over & Short	Supplies	(69)	7	-	-	-	-	-	-	-	-
222	Radio Shop	222-04-403-453-432002	Services & Charges-Communication & Transp-Mailing	Other Services & Charges	-	-	222	-	-	-	-	-	-	-

Fun	Subdivision	Account	Main Account Description	Category Name	2018 ACTUAL	2019 ACTUAL	2020 ACTUAL	2021 ORIGINAL BUDGET	2021 AMENDED BUDGET	2022 PROPOSED BUDGET	2023 FORECAST	2024 FORECAST	2025 FORECAST	2026 FORECAST
222	Radio Shop	222-04-403-453-432003	Services & Charges-Communication & Transp-Travel	Travel	-	-	-	1,000	1,000	1,000	1,000	1,000	1,000	1,000
222	Radio Shop	222-04-403-453-433001	Services & Charges-Printing & Ad-Outside Printing Services	Printing & Advertising	-	-	-	142	142	150	100	100	100	100
222	Radio Shop	222-04-403-453-436003	Services & Charges-Repairs & Maint-Auto Equip R&M	Repairs & Maintenance	522	149	975	1,000	1,000	1,000	1,000	1,000	1,500	1,500
222	Radio Shop	222-04-403-453-436005	Services & Charges-Repairs & Maint-Other Equip R&M	Repairs & Maintenance	735	735	1,299	1,000	1,000	1,000	1,000	1,500	1,500	2,000
222	Radio Shop	222-04-403-453-439003	Services & Charges-Other-Subscriptions	Other Services & Charges	-	-	-	500	500	400	400	400	400	400
222	Radio Shop	222-04-403-453-439006	Services & Charges-Other-Education & Training	Education & Training	1,098	-	4,380	5,000	5,000	5,000	5,000	5,000	5,000	5,000
222	Radio Shop	222-04-403-453-452002	Other Uses-Interfund Transfer Out-Allocations-Admin Cost	Interfund Allocations	10,624	11,574	11,676	13,397	13,397	14,218	14,431	14,647	14,867	15,090
222	Radio Shop	222-04-403-453-452003	Other Uses-Interfund Transfer Out-Allocations-IT	Interfund Allocations	41,509	28,494	12,464	12,753	12,753	15,690	16,387	16,444	16,501	16,932
222	Radio Shop	222-04-403-453-452004	Other Uses-Interfund Transfer Out-Allocations-Liability Ins	Interfund Allocations	626	715	591	29	29	20	20	20	20	20
222	Radio Shop	222-04-403-453-452008	Other Uses-Interfund Transfer Out-Allocations-Payroll Cost	Interfund Allocations	-	13,492	-	-	-	-	-	-	-	-
222	Building Maintenance	222-04-403-454-410001	Personnel-Salaries & Wages-Salaried Wages	Salaries & Wages	56,730	45,196	47,681	51,224	51,224	55,818	56,934	58,073	59,234	60,419
222	Building Maintenance	222-04-403-454-410002	Personnel-Salaries & Wages-Teamster Wages	Salaries & Wages	66,136	46,042	66,320	72,885	72,885	72,883	73,612	74,348	75,092	75,843
222	Building Maintenance	222-04-403-454-410004	Personnel-Salaries & Wages-Extra & Overtime	Salaries & Wages	53	1,883	125	500	500	500	500	500	500	500
222	Building Maintenance	222-04-403-454-410005	Personnel-Salaries & Wages-Seasonal & Interns	Salaries & Wages	3,504	-	-	-	-	-	-	-	-	-
222	Building Maintenance	222-04-403-454-410007	Personnel-Salaries & Wages-Longevity Pay	Salaries & Wages	350	350	-	300	300	300	300	300	300	300
222	Building Maintenance	222-04-403-454-411001	Personnel-Employee Benefits-FICA Regular	Fringe Benefits	9,074	6,731	8,319	9,629	9,629	9,980	10,121	10,264	10,410	10,558
222	Building Maintenance	222-04-403-454-411004	Personnel-Employee Benefits-PERF Regular	Fringe Benefits	13,905	10,022	12,763	14,097	14,097	14,611	14,818	15,028	15,241	15,458
222	Building Maintenance	222-04-403-454-411005	Personnel-Employee Benefits-PERF Union	Fringe Benefits	568	491	-	1,120	1,120	1,120	1,130	1,142	1,153	1,164
222	Building Maintenance	222-04-403-454-411007	Personnel-Employee Benefits-Unemployment Comp	Fringe Benefits	-	-	11	37	37	207	158	160	162	164
222	Building Maintenance	222-04-403-454-411008	Personnel-Employee Benefits-Health Insurance	Fringe Benefits	44,397	21,124	28,986	34,831	34,831	40,666	46,666	50,416	52,666	54,916
222	Building Maintenance	222-04-403-454-411009	Personnel-Employee Benefits-Life Insurance	Fringe Benefits	346	260	340	360	360	360	360	360	360	360
222	Building Maintenance	222-04-403-454-411014	Personnel-Employee Benefits-Parental Leave	Fringe Benefits	276	235	398	437	437	453	434	440	446	452
222	Building Maintenance	222-04-403-454-411201	Personnel-Employee Benefits-Tool Allowance	Fringe Benefits	-	-	-	104	104	104	104	104	104	104
222	Building Maintenance	222-04-403-454-411203	Personnel-Employee Benefits-Job Readiness Allow.	Fringe Benefits	850	850	531	850	850	850	850	850	850	850
222	Building Maintenance	222-04-403-454-422001	Supplies-Operating-C.S. Gasoline	Supplies	1,908	1,783	1,528	2,000	2,000	2,000	2,000	2,500	2,500	3,000
222	Building Maintenance	222-04-403-454-422005	Supplies-Operating-Uniforms	Supplies	237	164	-	200	200	200	250	350	350	500
222	Building Maintenance	222-04-403-454-423006	Supplies-Repair & Maint-Small Tools & Equipment	Supplies	-	838	1,207	1,500	1,500	1,500	1,500	2,500	2,500	3,000
222	Building Maintenance	222-04-403-454-436003	Services & Charges-Repairs & Maint-Auto Equip R&M	Repairs & Maintenance	2,434	3,570	3,056	3,400	3,400	3,400	3,400	3,600	3,600	3,600
222	Building Maintenance	222-04-403-454-439006	Services & Charges-Other-Education & Training	Education & Training	-	480	-	500	500	500	500	500	500	750
222	Building Maintenance	222-04-403-454-452002	Other Uses-Interfund Transfer Out-Allocations-Admin Cost	Interfund Allocations	7,048	7,422	-	10,369	10,369	10,904	11,068	11,234	11,403	11,574
222	Building Maintenance	222-04-403-454-452003	Other Uses-Interfund Transfer Out-Allocations-IT	Interfund Allocations	-	7,064	8,892	1,932	1,932	2,239	2,301	2,365	2,428	2,495
222	Building Maintenance	222-04-403-454-452004	Other Uses-Interfund Transfer Out-Allocations-Liability Ins	Interfund Allocations	626	16,096	591	-	-	-	-	-	-	-
222	Building Maintenance	222-04-403-454-452008	Other Uses-Interfund Transfer Out-Allocations-Payroll Cost	Interfund Allocations	-	6,989	-	-	-	-	-	-	-	-
222	Facilities Management	222-04-403-455-410001	Personnel-Salaries & Wages-Salaried Wages	Salaries & Wages	-	67,350	60,578	68,903	68,903	70,281	71,687	73,121	74,583	76,075
222	Facilities Management	222-04-403-455-411001	Personnel-Employee Benefits-FICA Regular	Fringe Benefits	-	5,809	5,393	5,322	5,322	5,427	5,535	5,644	5,756	5,870
222	Facilities Management	222-04-403-455-411004	Personnel-Employee Benefits-PERF Regular	Fringe Benefits	-	8,316	7,719	7,791	7,791	7,945	8,103	8,263	8,427	8,594
222	Facilities Management	222-04-403-455-411007	Personnel-Employee Benefits-Unemployment Comp	Fringe Benefits	-	-	6	21	21	112	86	88	89	91
222	Facilities Management	222-04-403-455-411008	Personnel-Employee Benefits-Health Insurance	Fringe Benefits	-	2,217	1,670	11,610	11,610	13,555	15,555	16,805	17,555	18,305
222	Facilities Management	222-04-403-455-411009	Personnel-Employee Benefits-Life Insurance	Fringe Benefits	-	135	120	120	120	120	120	120	120	120
222	Facilities Management	222-04-403-455-411014	Personnel-Employee Benefits-Parental Leave	Fringe Benefits	-	189	220	241	241	246	237	241	246	251
222	Facilities Management	222-04-403-455-411206	Personnel-Employee Benefits-Cell Phone Allowance	Fringe Benefits	-	660	660	660	660	660	660	660	660	660
222	Facilities Management	222-04-403-455-421002	Supplies-Office-Stationary & Printing	Supplies	-	81	137	150	100	150	150	150	150	150
222	Facilities Management	222-04-403-455-422000	Supplies-Operating-Other Operating Supplies	Supplies	-	-	-	-	50	-	-	-	-	-
222	Facilities Management	222-04-403-455-432003	Services & Charges-Communication & Transp-Travel	Travel	-	176	-	350	350	350	350	350	350	350
222	Facilities Management	222-04-403-455-436001	Services & Charges-Repairs & Maint-Building R&M	Repairs & Maintenance	-	-	-	1,000	1,000	1,000	1,000	1,000	1,000	1,000
222	Facilities Management	222-04-403-455-439000	Services & Charges-Other-Misc Charges & Svcs	Other Services & Charges	-	288	74	350	350	350	350	350	350	350
222	Facilities Management	222-04-403-455-439004	Services & Charges-Other-Dues & Memberships	Other Services & Charges	-	373	593	1,000	1,000	1,000	1,000	1,000	1,000	1,000
222	Facilities Management	222-04-403-455-439006	Services & Charges-Other-Education & Training	Education & Training	-	1,215	1,050	1,550	1,550	1,550	1,550	1,550	1,550	1,550
222	Facilities Management	222-04-403-455-452002	Other Uses-Interfund Transfer Out-Allocations-Admin Cost	Interfund Allocations	-	12,148	-	-	-	-	-	-	-	-
222	Facilities Management	222-04-403-455-452003	Other Uses-Interfund Transfer Out-Allocations-IT	Interfund Allocations	-	20,103	23,280	57,963	57,963	79,171	36,978	37,246	37,369	37,630
222	Facilities Management	222-04-403-455-452004	Other Uses-Interfund Transfer Out-Allocations-Liability Ins	Interfund Allocations	-	477	197	-	-	-	-	-	-	-
222	Facilities Management	222-04-403-455-452006	Other Uses-Interfund Transfer Out-Allocations-Print Shop	Interfund Allocations	-	34	-	-	-	-	-	-	-	-
222	Facilities Management	222-04-403-455-452007	Other Uses-Interfund Transfer Out-Allocations-Central Stores	Interfund Allocations	-	869	-	-	-	-	-	-	-	-
222	Utilities & Services	222-04-403-456-435001	Services & Charges-Utility Services-Electric	Utilities	4,089,971	4,352,823	-	-	-	-	-	-	-	-
222	Utilities & Services	222-04-403-456-435002	Services & Charges-Utility Services-Natural Gas	Utilities	438,979	597,642	-	-	-	-	-	-	-	-
222	Central Services Capital	222-04-403-457-431000	Services & Charges-Professional-Other Professional Svcs	Professional Services	-	-	-	-	-	30,325	64,675	36,910	9,000	18,000



Fun	Subdivision	Account	Main Account Description	Category Name	2018 ACTUAL	2019 ACTUAL	2020 ACTUAL	2021 ORIGINAL BUDGET	2021 AMENDED BUDGET	2022 PROPOSED BUDGET	2023 FORECAST	2024 FORECAST	2025 FORECAST	2026 FORECAST
222	Central Services Capital	222-04-403-457-436001	Services & Charges-Repairs & Maint-Building R&M	Repairs & Maintenance	-	-	-	-	-	96,675	82,985	58,571	74,530	81,505
222	Central Services Capital	222-04-403-457-445000	Capital Outlay-Machinery & Equip-Motor Equipment	Capital	-	-	-	-	-	55,000	-	60,000	40,000	-
222	Central Services Capital	222-04-403-457-445008	Capital Outlay-Machinery & Equip-Other Equipment	Capital	-	-	-	-	-	8,000	15,000	-	-	-
222	Sustainability	222-06-601-501-410001	Personnel-Salaries & Wages-Salaried Wages	Salaries & Wages	144,815	-	-	-	-	-	-	-	-	-
222	Sustainability	222-06-601-501-410004	Personnel-Salaries & Wages-Extra & Overtime	Salaries & Wages	18	-	-	-	-	-	-	-	-	-
222	Sustainability	222-06-601-501-410005	Personnel-Salaries & Wages-Seasonal & Interns	Salaries & Wages	8,145	-	-	-	-	-	-	-	-	-
222	Sustainability	222-06-601-501-411001	Personnel-Employee Benefits-FICA Regular	Fringe Benefits	11,215	-	-	-	-	-	-	-	-	-
222	Sustainability	222-06-601-501-411004	Personnel-Employee Benefits-PERF Regular	Fringe Benefits	16,367	-	-	-	-	-	-	-	-	-
222	Sustainability	222-06-601-501-411008	Personnel-Employee Benefits-Health Insurance	Fringe Benefits	31,292	-	-	-	-	-	-	-	-	-
222	Sustainability	222-06-601-501-411009	Personnel-Employee Benefits-Life Insurance	Fringe Benefits	240	-	-	-	-	-	-	-	-	-
222	Sustainability	222-06-601-501-411014	Personnel-Employee Benefits-Parental Leave	Fringe Benefits	362	-	-	-	-	-	-	-	-	-
222	Sustainability	222-06-601-501-411206	Personnel-Employee Benefits-Cell Phone Allowance	Fringe Benefits	1,210	-	-	-	-	-	-	-	-	-
222	Sustainability	222-06-601-501-421002	Supplies-Office-Stationary & Printing	Supplies	211	983	-	-	-	-	-	-	-	-
222	Sustainability	222-06-601-501-431000	Services & Charges-Professional-Other Professional Svcs	Professional Services	20,978	165	-	-	-	-	-	-	-	-
222	Sustainability	222-06-601-501-432003	Services & Charges-Communication & Transp-Travel	Travel	1,019	-	-	-	-	-	-	-	-	-
222	Sustainability	222-06-601-501-433003	Services & Charges-Printing & Ad-Promotional	Printing & Advertising	184	-	-	-	-	-	-	-	-	-
222	Sustainability	222-06-601-501-439000	Services & Charges-Other-Misc Charges & Svcs	Other Services & Charges	610	2,420	-	-	-	-	-	-	-	-
222	Sustainability	222-06-601-501-439006	Services & Charges-Other-Education & Training	Education & Training	3,655	-	-	-	-	-	-	-	-	-
222	Sustainability	222-06-601-501-439300	Services & Charges-Other-Grants & Subsidies	Grants & Subsidies	5,320	2,434	-	-	-	-	-	-	-	-
222	Sustainability	222-06-601-501-452002	Other Uses-Interfund Transfer Out-Allocations-Admin Cost	Interfund Allocations	11,178	-	-	-	-	-	-	-	-	-
222	Sustainability	222-06-601-501-452003	Other Uses-Interfund Transfer Out-Allocations-IT	Interfund Allocations	46,277	-	-	-	-	-	-	-	-	-
222	Sustainability	222-06-601-501-452004	Other Uses-Interfund Transfer Out-Allocations-Liability Ins	Interfund Allocations	420	-	-	-	-	-	-	-	-	-
222	Sustainability	222-06-601-501-452006	Other Uses-Interfund Transfer Out-Allocations-Print Shop	Interfund Allocations	204	-	-	-	-	-	-	-	-	-
222	Sustainability	222-06-601-501-452007	Other Uses-Interfund Transfer Out-Allocations-Central Stores	Interfund Allocations	588	-	-	-	-	-	-	-	-	-
224	Equipment Services	224-04-403-450-423006	Supplies-Repair & Maint-Small Tools & Equipment	Supplies	8,905	4,718	5,501	-	-	-	-	-	-	-
224	Equipment Services	224-04-403-450-436001	Services & Charges-Repairs & Maint-Building R&M	Repairs & Maintenance	18,697	63,060	15,267	25,000	42,442	-	-	-	-	-
224	Equipment Services	224-04-403-450-438100	Services & Charges-Debt Service-Principal	Debt Service Principal	-	3,881	-	7,888	7,888	-	-	-	-	-
224	Equipment Services	224-04-403-450-438200	Services & Charges-Debt Service-Interest	Debt Service Interest & Fees	-	365	-	603	603	-	-	-	-	-
224	Equipment Services	224-04-403-450-445000	Capital Outlay-Machinery & Equip-Motor Equipment	Capital	-	-	-	-	-	-	-	-	-	-
224	Equipment Services	224-04-403-450-445006	Capital Outlay-Machinery & Equip-Computer Equip/Network	Capital	-	77,795	189,582	-	8,779	-	-	-	-	-
224	Equipment Services	224-04-403-450-445007	Capital Outlay-Machinery & Equip-Materials & Equip	Capital	77,871	-	-	68,500	-	-	-	-	-	-
224	Equipment Services	224-04-403-450-445008	Capital Outlay-Machinery & Equip-Other Equipment	Capital	-	-	-	-	68,500	-	-	-	-	-
226	Safety/Risk Management	226-04-404-403-410001	Personnel-Salaries & Wages-Salaried Wages	Salaries & Wages	98,483	100,543	81,127	-	-	-	-	-	-	-
226	Safety/Risk Management	226-04-404-403-410005	Personnel-Salaries & Wages-Seasonal & Interns	Salaries & Wages	440	807	2,112	-	-	-	-	-	-	-
226	Safety/Risk Management	226-04-404-403-411001	Personnel-Employee Benefits-FICA Regular	Fringe Benefits	7,232	7,322	6,079	-	-	-	-	-	-	-
226	Safety/Risk Management	226-04-404-403-411004	Personnel-Employee Benefits-PERF Regular	Fringe Benefits	11,178	11,409	8,565	-	-	-	-	-	-	-
226	Safety/Risk Management	226-04-404-403-411007	Personnel-Employee Benefits-Unemployment Comp	Fringe Benefits	-	-	8	-	-	-	-	-	-	-
226	Safety/Risk Management	226-04-404-403-411008	Personnel-Employee Benefits-Health Insurance	Fringe Benefits	31,292	20,623	18,858	-	-	-	-	-	-	-
226	Safety/Risk Management	226-04-404-403-411009	Personnel-Employee Benefits-Life Insurance	Fringe Benefits	240	240	170	-	-	-	-	-	-	-
226	Safety/Risk Management	226-04-404-403-411014	Personnel-Employee Benefits-Parental Leave	Fringe Benefits	245	254	284	-	-	-	-	-	-	-
226	Safety/Risk Management	226-04-404-403-411206	Personnel-Employee Benefits-Cell Phone Allowance	Fringe Benefits	1,320	1,320	935	-	-	-	-	-	-	-
226	Safety/Risk Management	226-04-404-403-421002	Supplies-Office-Stationary & Printing	Supplies	1,334	1,358	737	1,500	1,500	-	-	-	-	-
226	Safety/Risk Management	226-04-404-403-422000	Supplies-Operating-Other Operating Supplies	Supplies	7,687	2,192	1,105	7,500	7,500	-	-	-	-	-
226	Safety/Risk Management	226-04-404-403-422001	Supplies-Operating-C.S. Gasoline	Supplies	1,086	565	146	-	-	-	-	-	-	-
226	Safety/Risk Management	226-04-404-403-432002	Services & Charges-Communication & Transp-Mailing	Other Services & Charges	60	1	-	-	100	-	-	-	-	-
226	Safety/Risk Management	226-04-404-403-432003	Services & Charges-Communication & Transp-Travel	Travel	2,743	3,245	356	3,000	2,915	-	-	-	-	-
226	Safety/Risk Management	226-04-404-403-436001	Services & Charges-Repairs & Maint-Building R&M	Repairs & Maintenance	-	-	425	-	-	-	-	-	-	-
226	Safety/Risk Management	226-04-404-403-436003	Services & Charges-Repairs & Maint-Auto Equip R&M	Repairs & Maintenance	1,880	430	533	-	-	-	-	-	-	-
226	Safety/Risk Management	226-04-404-403-436005	Services & Charges-Repairs & Maint-Other Equip R&M	Repairs & Maintenance	-	-	659	-	5,650	-	-	-	-	-
226	Safety/Risk Management	226-04-404-403-436006	Services & Charges-Repairs & Maint-Radio Equip R&M	Repairs & Maintenance	-	550	502	-	200	-	-	-	-	-
226	Safety/Risk Management	226-04-404-403-439000	Services & Charges-Other-Misc Charges & Svcs	Other Services & Charges	3,014	1,730	1,666	-	500	-	-	-	-	-
226	Safety/Risk Management	226-04-404-403-439004	Services & Charges-Other-Dues & Memberships	Other Services & Charges	-	-	10	300	385	-	-	-	-	-
226	Safety/Risk Management	226-04-404-403-439006	Services & Charges-Other-Education & Training	Education & Training	13,336	29,927	6,285	30,000	27,000	-	-	-	-	-
226	Safety/Risk Management	226-04-404-403-452002	Other Uses-Interfund Transfer Out-Allocations-Admin Cost	Interfund Allocations	7,859	9,011	-	-	-	-	-	-	-	-
226	Safety/Risk Management	226-04-404-403-452003	Other Uses-Interfund Transfer Out-Allocations-IT	Interfund Allocations	34,683	39,825	20,917	21,624	21,624	-	-	-	-	-
226	Safety/Risk Management	226-04-404-403-452006	Other Uses-Interfund Transfer Out-Allocations-Print Shop	Interfund Allocations	999	650	-	-	-	-	-	-	-	-

Fun	Subdivision	Account	Main Account Description	Category Name	2018 ACTUAL	2019 ACTUAL	2020 ACTUAL	2021 ORIGINAL BUDGET	2021 AMENDED BUDGET	2022 PROPOSED BUDGET	2023 FORECAST	2024 FORECAST	2025 FORECAST	2026 FORECAST
226	Safety/Risk Management	226-04-404-403-452007	Other Uses-Interfund Transfer Out-Allocations-Central Stores	Interfund Allocations	71	239	-	-	-	-	-	-	-	-
226	Business Insurance	226-04-405-411-431000	Services & Charges-Professional-Other Professional Svcs	Professional Services	59,500	59,500	68,500	70,000	70,000	80,000	70,000	70,000	70,000	70,000
226	Business Insurance	226-04-405-411-434000	Services & Charges-Insurance-Liability Insurance	Insurance	465,381	617,790	692,914	675,000	675,000	1,000,000	1,010,000	1,020,100	1,030,301	1,040,604
226	Business Insurance	226-04-405-411-439100	Services & Charges-Other-Refunds/Awards/Indemnities	Other Services & Charges	165,118	-	-	150,000	150,000	150,000	150,000	150,000	150,000	150,000
226	Business Insurance	226-04-405-411-452000	Other Uses-Interfund Transfer Out-Transfers Out	Interfund Transfers Out	25,425	-	-	-	-	-	-	-	-	-
226	Liability Coverage	226-04-405-412-410001	Personnel-Salaries & Wages-Salaried Wages	Salaries & Wages	89,350	50,819	33,163	-	-	-	-	-	-	-
226	Liability Coverage	226-04-405-412-411001	Personnel-Employee Benefits-FICA Regular	Fringe Benefits	6,815	3,809	2,543	-	-	-	-	-	-	-
226	Liability Coverage	226-04-405-412-411004	Personnel-Employee Benefits-PERF Regular	Fringe Benefits	10,006	5,692	2,669	-	-	-	-	-	-	-
226	Liability Coverage	226-04-405-412-411007	Personnel-Employee Benefits-Unemployment Comp	Fringe Benefits	-	-	3	-	-	-	-	-	-	-
226	Liability Coverage	226-04-405-412-411008	Personnel-Employee Benefits-Health Insurance	Fringe Benefits	16,474	10,312	5,803	-	-	-	-	-	-	-
226	Liability Coverage	226-04-405-412-411009	Personnel-Employee Benefits-Life Insurance	Fringe Benefits	180	120	55	-	-	-	-	-	-	-
226	Liability Coverage	226-04-405-412-411014	Personnel-Employee Benefits-Parental Leave	Fringe Benefits	232	127	116	-	-	-	-	-	-	-
226	Liability Coverage	226-04-405-412-431000	Services & Charges-Professional-Other Professional Svcs	Professional Services	-	-	-	-	89,531	-	-	-	-	-
226	Liability Coverage	226-04-405-412-431001	Services & Charges-Professional-Legal Services	Professional Services	66,162	20,325	116,438	65,000	68,165	65,000	65,000	65,000	65,000	65,000
226	Liability Coverage	226-04-405-412-431016	Services & Charges-Professional-EPA	Professional Services	725,784	388,643	188,375	800,000	458,139	800,000	800,000	800,000	800,000	800,000
226	Liability Coverage	226-04-405-412-439100	Services & Charges-Other-Refunds/Awards/Indemnities	Other Services & Charges	397,188	168,035	216,739	1,000,000	1,000,000	1,000,000	1,000,000	1,000,000	1,000,000	1,000,000
226	Liability Coverage	226-04-405-412-452002	Other Uses-Interfund Transfer Out-Allocations-Admin Cost	Interfund Allocations	68,317	40,207	-	-	-	-	-	-	-	-
226	Liability Coverage	226-04-405-412-452008	Other Uses-Interfund Transfer Out-Allocations-Payroll Cost	Interfund Allocations	-	54,689	56,529	-	-	-	-	-	-	-
226	Worker's Compensation	226-04-405-413-413005	Personnel-Other Personnel-Prevention Programs	Other Personnel Costs	13,280	1,758	4,430	5,000	5,000	5,000	5,000	5,000	5,000	5,000
226	Worker's Compensation	226-04-405-413-413006	Personnel-Other Personnel-Drug Testing	Other Personnel Costs	9,062	17,344	6,540	22,000	28,341	22,000	22,000	22,000	22,000	22,000
226	Worker's Compensation	226-04-405-413-413007	Personnel-Other Personnel-Physical Examinations	Other Personnel Costs	15,342	14,251	6,363	15,000	15,413	15,000	15,000	15,000	15,000	15,000
226	Worker's Compensation	226-04-405-413-431011	Services & Charges-Professional-Workers Comp Administration	Professional Services	52,000	53,000	47,000	55,000	55,000	56,000	57,000	58,000	59,000	60,000
226	Worker's Compensation	226-04-405-413-434000	Services & Charges-Insurance-Liability Insurance	Insurance	150,043	161,343	147,764	170,000	170,000	170,000	170,000	170,000	170,000	170,000
226	Worker's Compensation	226-04-405-413-434001	Services & Charges-Insurance-Workers Comp Claims NB/TM	Insurance	296,110	493,818	159,008	300,000	300,000	300,000	300,000	300,000	300,000	300,000
226	Worker's Compensation	226-04-405-413-434002	Services & Charges-Insurance-Workers Comp Claims Police/Fire	Insurance	728,737	737,903	840,348	700,000	700,000	700,000	700,000	700,000	700,000	700,000
230	Neighborhood Services	230-10-103-100-423000	Supplies-Repair & Maint-Other R&M Supplies	Supplies	-	-	-	-	-	500	500	500	500	500
230	Neighborhood Services	230-10-103-100-436003	Services & Charges-Repairs & Maint-Auto Equip R&M	Repairs & Maintenance	-	-	-	-	-	120,000	120,000	120,000	120,000	120,000
230	Neighborhood Services	230-10-103-100-436006	Services & Charges-Repairs & Maint-Radio Equip R&M	Repairs & Maintenance	-	-	-	-	-	6,500	6,500	6,500	6,500	6,500
230	Neighborhood Services	230-10-103-100-438100	Services & Charges-Debt Service-Principal	Debt Service Principal	-	-	-	-	-	176,428	172,867	190,818	229,385	261,948
230	Neighborhood Services	230-10-103-100-438200	Services & Charges-Debt Service-Interest	Debt Service Interest & Fees	-	-	-	-	-	14,065	14,540	14,216	14,882	15,920
230	Neighborhood Services	230-10-103-100-452002	Other Uses-Interfund Transfer Out-Allocations-Admin Cost	Interfund Allocations	-	-	-	-	-	157,113	159,469	161,861	164,289	166,753
230	Neighborhood Services	230-10-103-100-452003	Other Uses-Interfund Transfer Out-Allocations-IT	Interfund Allocations	-	-	-	-	-	405,508	413,540	422,712	428,987	435,404
230	Neighborhood Services	230-10-103-100-452004	Other Uses-Interfund Transfer Out-Allocations-Liability Ins	Interfund Allocations	-	-	-	-	-	24,595	24,841	25,089	25,340	25,593
230	Animal Resource Center	230-10-103-105-436001	Services & Charges-Repairs & Maint-Building R&M	Repairs & Maintenance	-	-	-	-	-	17,500	17,500	17,500	17,500	17,500
230	Animal Resource Center	230-10-103-105-436003	Services & Charges-Repairs & Maint-Auto Equip R&M	Repairs & Maintenance	-	-	-	-	-	10,000	10,000	10,000	10,000	10,000
230	Animal Resource Center	230-10-103-105-436006	Services & Charges-Repairs & Maint-Radio Equip R&M	Repairs & Maintenance	-	-	-	-	-	900	900	900	900	900
230	Animal Resource Center	230-10-103-105-438100	Services & Charges-Debt Service-Principal	Debt Service Principal	-	-	-	-	-	15,215	15,598	15,991	16,393	16,805
230	Animal Resource Center	230-10-103-105-438200	Services & Charges-Debt Service-Interest	Debt Service Interest & Fees	-	-	-	-	-	1,906	1,523	1,131	729	316
230	Animal Resource Center	230-10-103-105-452002	Other Uses-Interfund Transfer Out-Allocations-Admin Cost	Interfund Allocations	-	-	-	-	-	52,951	53,745	54,551	55,369	56,200
230	Animal Resource Center	230-10-103-105-452003	Other Uses-Interfund Transfer Out-Allocations-IT	Interfund Allocations	-	-	-	-	-	95,035	100,471	102,850	103,999	106,651
230	Animal Resource Center	230-10-103-105-452004	Other Uses-Interfund Transfer Out-Allocations-Liability Ins	Interfund Allocations	-	-	-	-	-	29,040	29,330	29,623	29,919	30,218
230	Animal Resource Center	230-10-103-105-452009	Other Uses-Interfund Transfer Out-Allocations-Facilities Mgt	Interfund Allocations	-	-	-	-	-	1,072	1,072	1,085	1,105	1,105
230	Neighborhood Services	230-12-300-100-423000	Supplies-Repair & Maint-Other R&M Supplies	Supplies	-	-	-	500	500	-	-	-	-	-
230	Neighborhood Services	230-12-300-100-436001	Services & Charges-Repairs & Maint-Building R&M	Repairs & Maintenance	-	-	100	-	-	-	-	-	-	-
230	Neighborhood Services	230-12-300-100-436003	Services & Charges-Repairs & Maint-Auto Equip R&M	Repairs & Maintenance	-	-	18,394	30,000	30,000	-	-	-	-	-
230	Neighborhood Services	230-12-300-100-436006	Services & Charges-Repairs & Maint-Radio Equip R&M	Repairs & Maintenance	-	-	3,991	6,000	6,000	-	-	-	-	-
230	Neighborhood Services	230-12-300-100-438100	Services & Charges-Debt Service-Principal	Debt Service Principal	-	-	47,510	90,536	90,536	-	-	-	-	-
230	Neighborhood Services	230-12-300-100-438200	Services & Charges-Debt Service-Interest	Debt Service Interest & Fees	-	-	2,954	4,425	4,425	-	-	-	-	-
230	Neighborhood Services	230-12-300-100-445000	Capital Outlay-Machinery & Equip-Motor Equipment	Capital	-	-	-	-	80,000	-	-	-	-	-
230	Neighborhood Services	230-12-300-100-452002	Other Uses-Interfund Transfer Out-Allocations-Admin Cost	Interfund Allocations	-	-	92,978	124,772	124,772	-	-	-	-	-
230	Neighborhood Services	230-12-300-100-452003	Other Uses-Interfund Transfer Out-Allocations-IT	Interfund Allocations	-	-	472,357	344,189	344,189	-	-	-	-	-
230	Neighborhood Services	230-12-300-100-452004	Other Uses-Interfund Transfer Out-Allocations-Liability Ins	Interfund Allocations	-	-	36,059	53,431	53,431	-	-	-	-	-
230	NEAT Crew	230-12-300-101-436003	Services & Charges-Repairs & Maint-Auto Equip R&M	Repairs & Maintenance	-	-	74,016	90,000	90,000	-	-	-	-	-
230	NEAT Crew	230-12-300-101-436006	Services & Charges-Repairs & Maint-Radio Equip R&M	Repairs & Maintenance	-	-	1,443	500	500	-	-	-	-	-
230	NEAT Crew	230-12-300-101-438100	Services & Charges-Debt Service-Principal	Debt Service Principal	-	-	-	33,889	33,889	-	-	-	-	-
230	NEAT Crew	230-12-300-101-438200	Services & Charges-Debt Service-Interest	Debt Service Interest & Fees	-	-	-	5,148	5,148	-	-	-	-	-

Fun	Subdivision	Account	Main Account Description	Category Name	2018 ACTUAL	2019 ACTUAL	2020 ACTUAL	2021 ORIGINAL BUDGET	2021 AMENDED BUDGET	2022 PROPOSED BUDGET	2023 FORECAST	2024 FORECAST	2025 FORECAST	2026 FORECAST
230	NEAT Crew	230-12-300-101-452002	Other Uses-Interfund Transfer Out-Allocations-Admin Cost	Interfund Allocations	-	-	20,365	26,460	26,460	-	-	-	-	-
230	NEAT Crew	230-12-300-101-452004	Other Uses-Interfund Transfer Out-Allocations-Liability Ins	Interfund Allocations	-	-	788	-	-	-	-	-	-	-
230	Animal Resource Center	230-12-301-105-436001	Services & Charges-Repairs & Maint-Building R&M	Repairs & Maintenance	-	-	8,179	10,250	31,563	-	-	-	-	-
230	Animal Resource Center	230-12-301-105-436003	Services & Charges-Repairs & Maint-Auto Equip R&M	Repairs & Maintenance	-	-	13,897	9,000	9,000	-	-	-	-	-
230	Animal Resource Center	230-12-301-105-436005	Services & Charges-Repairs & Maint-Other Equip R&M	Repairs & Maintenance	-	-	375	-	54	-	-	-	-	-
230	Animal Resource Center	230-12-301-105-436006	Services & Charges-Repairs & Maint-Radio Equip R&M	Repairs & Maintenance	-	-	1,157	900	900	-	-	-	-	-
230	Animal Resource Center	230-12-301-105-452002	Other Uses-Interfund Transfer Out-Allocations-Admin Cost	Interfund Allocations	-	-	36,362	47,536	47,536	-	-	-	-	-
230	Animal Resource Center	230-12-301-105-452003	Other Uses-Interfund Transfer Out-Allocations-IT	Interfund Allocations	-	-	64,867	99,544	99,544	-	-	-	-	-
230	Animal Resource Center	230-12-301-105-452004	Other Uses-Interfund Transfer Out-Allocations-Liability Ins	Interfund Allocations	-	-	13,257	31,881	31,881	-	-	-	-	-
230	Animal Resource Center	230-12-301-105-452008	Other Uses-Interfund Transfer Out-Allocations-Payroll Cost	Interfund Allocations	-	-	76,927	34,708	34,708	-	-	-	-	-
230	Animal Resource Center	230-12-301-105-452009	Other Uses-Interfund Transfer Out-Allocations-Facilities Mgt	Interfund Allocations	-	-	887	963	963	-	-	-	-	-
249	Police LOIT	249-08-080-081-410001	Personnel-Salaries & Wages-Salaried Wages	Salaries & Wages	2,350,218	2,487,547	2,894,451	3,091,263	3,076,263	6,344,523	4,730,009	5,009,585	5,153,620	5,289,382
249	Police LOIT	249-08-080-081-410004	Personnel-Salaries & Wages-Extra & Overtime	Salaries & Wages	488,601	397,228	316,431	162,639	162,639	-	-	-	-	-
249	Police LOIT	249-08-080-081-410009	Personnel-Salaries & Wages-Sick Leave Buy Back/Retir	Salaries & Wages	-	2,760	-	-	-	-	-	-	-	-
249	Police LOIT	249-08-080-081-410012	Personnel-Salaries & Wages-Special Pays	Salaries & Wages	328,005	231,716	223,180	223,883	223,883	-	-	-	-	-
249	Police LOIT	249-08-080-081-410013	Personnel-Salaries & Wages-Critical Duty Days	Salaries & Wages	17,171	22,683	24,597	22,000	37,000	-	-	-	-	-
249	Police LOIT	249-08-080-081-411002	Personnel-Employee Benefits-FICA Police	Fringe Benefits	44,960	45,343	47,415	51,660	51,660	-	-	-	-	-
249	Police LOIT	249-08-080-081-411006	Personnel-Employee Benefits-PERF Police Union	Fringe Benefits	436,360	460,198	505,608	535,149	535,149	-	-	-	-	-
249	Police LOIT	249-08-080-081-411007	Personnel-Employee Benefits-Unemployment Comp	Fringe Benefits	-	-	329	927	927	-	-	-	-	-
249	Police LOIT	249-08-080-081-411008	Personnel-Employee Benefits-Health Insurance	Fringe Benefits	575,614	393,313	526,429	568,910	568,910	-	-	-	-	-
249	Police LOIT	249-08-080-081-411009	Personnel-Employee Benefits-Life Insurance	Fringe Benefits	4,910	4,950	5,465	5,880	5,880	-	-	-	-	-
249	Police LOIT	249-08-080-081-411014	Personnel-Employee Benefits-Parental Leave	Fringe Benefits	7,416	7,979	11,699	12,249	12,249	-	-	-	-	-
249	Police LOIT	249-08-080-081-411200	Personnel-Employee Benefits-Clothing Allowance	Fringe Benefits	57,585	61,212	64,050	63,000	63,000	-	-	-	-	-
249	Fire LOIT	249-09-090-091-410001	Personnel-Salaries & Wages-Salaried Wages	Salaries & Wages	1,920,481	2,414,507	2,674,441	3,013,696	3,013,696	6,344,524	4,730,009	5,009,585	5,153,620	5,289,382
249	Fire LOIT	249-09-090-091-410004	Personnel-Salaries & Wages-Extra & Overtime	Salaries & Wages	295,618	404,329	369,199	420,322	420,322	-	-	-	-	-
249	Fire LOIT	249-09-090-091-410009	Personnel-Salaries & Wages-Sick Leave Buy Back/Retir	Salaries & Wages	22,171	-	-	-	-	-	-	-	-	-
249	Fire LOIT	249-09-090-091-410012	Personnel-Salaries & Wages-Special Pays	Salaries & Wages	35,958	68,128	78,416	53,400	53,400	-	-	-	-	-
249	Fire LOIT	249-09-090-091-410013	Personnel-Salaries & Wages-Critical Duty Days	Salaries & Wages	11,886	8,920	-	30,900	30,900	-	-	-	-	-
249	Fire LOIT	249-09-090-091-410018	Personnel-Salaries & Wages-Fire Pro Pay	Salaries & Wages	43,924	49,119	102,742	103,199	103,199	-	-	-	-	-
249	Fire LOIT	249-09-090-091-410021	Personnel-Salaries & Wages-Working Out Of Classification	Salaries & Wages	21,763	27,864	19,976	25,421	25,421	-	-	-	-	-
249	Fire LOIT	249-09-090-091-411003	Personnel-Employee Benefits-FICA Fire	Fringe Benefits	34,534	42,132	46,045	53,457	53,457	-	-	-	-	-
249	Fire LOIT	249-09-090-091-411005	Personnel-Employee Benefits-PERF Union	Fringe Benefits	352,272	423,936	477,464	536,075	536,075	-	-	-	-	-
249	Fire LOIT	249-09-090-091-411007	Personnel-Employee Benefits-Unemployment Comp	Fringe Benefits	-	-	315	904	904	-	-	-	-	-
249	Fire LOIT	249-09-090-091-411008	Personnel-Employee Benefits-Health Insurance	Fringe Benefits	441,049	368,384	506,809	568,910	568,910	-	-	-	-	-
249	Fire LOIT	249-09-090-091-411009	Personnel-Employee Benefits-Life Insurance	Fringe Benefits	3,830	4,260	5,130	5,880	5,880	-	-	-	-	-
249	Fire LOIT	249-09-090-091-411014	Personnel-Employee Benefits-Parental Leave	Fringe Benefits	5,667	7,453	11,478	12,764	12,764	-	-	-	-	-
249	Fire LOIT	249-09-090-091-411015	Personnel-Employee Benefits-Other Fringe Benefits	Fringe Benefits	8,960	13,682	-	15,750	15,750	-	-	-	-	-
249	Fire LOIT	249-09-090-091-411200	Personnel-Employee Benefits-Clothing Allowance	Fringe Benefits	29,774	34,617	38,874	39,775	39,775	-	-	-	-	-
251	Local Roads & Streets	251-06-600-506-423002	Supplies-Repair & Maint-Street Material	Supplies	555,400	63,646	4,468	350,000	400,548	350,000	350,000	100,000	100,000	100,000
251	Local Roads & Streets	251-06-600-506-452000	Other Uses-Interfund Transfer Out-Transfers Out	Interfund Transfers Out	284,500	617,569	1,000,000	2,000,000	2,000,000	1,000,000	1,000,000	1,000,000	1,000,000	1,000,000
257	Local Roads & Streets	257-06-600-506-452000	Other Uses-Interfund Transfer Out-Transfers Out	Interfund Transfers Out	1,340,000	-	-	-	-	-	-	-	-	-
258	Human Rights General	258-04-402-044-452000	Other Uses-Interfund Transfer Out-Transfers Out	Interfund Transfers Out	-	76,493	-	-	-	-	-	-	-	-
264	General City	264-04-040-040-452000	Other Uses-Interfund Transfer Out-Transfers Out	Interfund Transfers Out	-	-	-	-	1,000,000	-	-	-	-	-
264	Police Other	264-08-080-088-452000	Other Uses-Interfund Transfer Out-Transfers Out	Interfund Transfers Out	-	-	1,547,272	-	-	-	-	-	-	-
264	Fire Other	264-09-090-098-452000	Other Uses-Interfund Transfer Out-Transfers Out	Interfund Transfers Out	-	-	1,757,451	-	-	-	-	-	-	-
264	Morris PAC	264-11-220-292-452000	Other Uses-Interfund Transfer Out-Transfers Out	Interfund Transfers Out	-	-	43,569	-	-	-	-	-	-	-
266	Streets	266-06-602-503-410001	Personnel-Salaries & Wages-Salaried Wages	Salaries & Wages	-	17,716	19,673	19,328	19,328	20,505	20,710	20,917	21,126	21,337
266	Streets	266-06-602-503-410002	Personnel-Salaries & Wages-Teamster Wages	Salaries & Wages	-	251,245	187,785	243,953	243,953	222,850	225,079	227,330	229,603	231,899
266	Streets	266-06-602-503-410003	Personnel-Salaries & Wages-Permanent Part Time	Salaries & Wages	-	-	-	4,984	4,984	47,050	47,521	47,996	48,476	48,961
266	Streets	266-06-602-503-410004	Personnel-Salaries & Wages-Extra & Overtime	Salaries & Wages	-	-	-	13,943	13,943	32,163	32,485	32,810	33,138	33,469
266	Streets	266-06-602-503-410005	Personnel-Salaries & Wages-Seasonal & Interns	Salaries & Wages	-	21,600	13,686	70,887	70,887	106,496	107,561	108,637	109,723	110,820
266	Streets	266-06-602-503-411001	Personnel-Employee Benefits-FICA Regular	Fringe Benefits	-	22,228	16,869	27,250	27,250	32,987	33,317	33,650	33,987	34,327
266	Streets	266-06-602-503-411004	Personnel-Employee Benefits-PERF Regular	Fringe Benefits	-	30,124	23,165	31,398	31,398	31,098	31,409	31,723	32,040	32,360
266	Streets	266-06-602-503-411005	Personnel-Employee Benefits-PERF Union	Fringe Benefits	-	3,769	2,817	3,914	3,914	3,856	3,895	3,934	3,973	4,013
266	Streets	266-06-602-503-411007	Personnel-Employee Benefits-Unemployment Comp	Fringe Benefits	-	-	43	79	79	444	448	452	457	462
266	Streets	266-06-602-503-411008	Personnel-Employee Benefits-Health Insurance	Fringe Benefits	-	89,776	57,472	72,797	72,797	87,705	88,582	89,468	90,363	91,267



Fun	Subdivision	Account	Main Account Description	Category Name	2018 ACTUAL	2019 ACTUAL	2020 ACTUAL	2021 ORIGINAL BUDGET	2021 AMENDED BUDGET	2022 PROPOSED BUDGET	2023 FORECAST	2024 FORECAST	2025 FORECAST	2026 FORECAST
266	Streets	266-06-602-503-411009	Personnel-Employee Benefits-Life Insurance	Fringe Benefits	-	588	517	752	752	749	749	749	749	749
266	Streets	266-06-602-503-411014	Personnel-Employee Benefits-Parental Leave	Fringe Benefits	-	672	724	970	970	972	982	992	1,002	1,012
266	Streets	266-06-602-503-411203	Personnel-Employee Benefits-Job Readiness Allow.	Fringe Benefits	-	1,029	1,923	3,015	3,015	2,142	2,142	2,142	2,142	2,142
266	Streets	266-06-602-503-411206	Personnel-Employee Benefits-Cell Phone Allowance	Fringe Benefits	-	-	-	102	102	-	-	-	-	-
266	Streets	266-06-602-503-422000	Supplies-Operating-Other Operating Supplies	Supplies	-	-	-	-	10,000	-	-	-	-	-
266	Streets	266-06-602-503-422001	Supplies-Operating-C.S. Gasoline	Supplies	-	69,845	75,549	75,000	65,000	198,974	202,953	207,012	211,152	215,375
266	Streets	266-06-602-503-422002	Supplies-Operating-Diesel/CNG	Supplies	-	2,560	493	2,600	2,600	2,400	2,448	2,497	2,547	2,598
266	Streets	266-06-602-503-422017	Supplies-Operating-Traffic/Sign/Other	Supplies	-	165,779	117,266	180,000	187,741	190,000	190,000	190,000	190,000	190,000
266	Streets	266-06-602-503-422018	Supplies-Operating-Signals/Lights	Supplies	-	17,705	46,654	236,209	243,812	190,000	190,000	190,000	190,000	190,000
266	Streets	266-06-602-503-423002	Supplies-Repair & Maint-Street Material	Supplies	-	1,096,203	905,529	690,709	690,709	922,261	614,409	614,409	614,409	614,409
266	Streets	266-06-602-503-423006	Supplies-Repair & Maint-Small Tools & Equipment	Supplies	-	3,749	19,799	5,250	5,250	12,500	12,500	12,500	12,500	12,500
266	Streets	266-06-602-503-431000	Services & Charges-Professional-Other Professional Svcs	Professional Services	-	-	-	-	250,000	-	-	-	-	-
266	Streets	266-06-602-503-436003	Services & Charges-Repairs & Maint-Auto Equip R&M	Repairs & Maintenance	-	367,921	420,195	528,909	528,909	419,325	440,291	462,306	485,421	509,692
266	Streets	266-06-602-503-438100	Services & Charges-Debt Service-Principal	Debt Service Principal	-	-	-	-	-	175,924	180,349	184,886	189,537	290,350
266	Streets	266-06-602-503-438200	Services & Charges-Debt Service-Interest	Debt Service Interest & Fees	-	-	-	-	-	22,033	17,607	13,070	8,419	15,680
266	Streets	266-06-602-503-445005	Capital Outlay-Machinery & Equip-Street Equipment	Capital	-	-	-	-	15,800	-	-	-	-	-
273	Morris PAC	273-11-220-292-452000	Other Uses-Interfund Transfer Out-Transfers Out	Interfund Transfers Out	-	-	-	-	-	52,615	-	-	-	-
274	Morris PAC	274-11-220-292-452000	Other Uses-Interfund Transfer Out-Transfers Out	Interfund Transfers Out	-	-	-	-	-	177,169	-	-	-	-
278	Police Other	278-08-080-088-439024	Services & Charges-Other-Police Car Liability Claims Paid	Other Services & Charges	18,198	50,000	8,590	50,000	50,000	50,000	50,000	50,000	50,000	50,000
278	Police Other	278-08-080-088-439100	Services & Charges-Other-Refunds/Awards/Indemnities	Other Services & Charges	-	-	100	-	-	-	-	-	-	-
278	Police Other	278-08-080-088-452000	Other Uses-Interfund Transfer Out-Transfers Out	Interfund Transfers Out	-	-	49,087	-	-	-	-	-	-	-
279	311 Call Center	279-07-070-070-452004	Other Uses-Interfund Transfer Out-Allocations-Liability Ins	Interfund Allocations	1,251	1,668	1,379	-	-	-	-	-	-	-
279	311 Call Center	279-07-070-070-452007	Other Uses-Interfund Transfer Out-Allocations-Central Stores	Interfund Allocations	144	352	-	-	-	-	-	-	-	-
279	Information Technology	279-07-071-071-410001	Personnel-Salaries & Wages-Salaried Wages	Salaries & Wages	1,197,081	1,329,893	1,470,427	1,603,212	1,603,212	1,695,538	1,729,448	1,764,040	1,799,322	1,835,307
279	Information Technology	279-07-071-071-411001	Personnel-Employee Benefits-FICA Regular	Fringe Benefits	89,582	99,602	102,667	123,807	123,807	130,920	133,515	136,161	138,860	141,613
279	Information Technology	279-07-071-071-411004	Personnel-Employee Benefits-PERF Regular	Fringe Benefits	132,629	147,237	159,277	181,260	181,260	191,674	195,472	199,347	203,298	207,328
279	Information Technology	279-07-071-071-411007	Personnel-Employee Benefits-Unemployment Comp	Fringe Benefits	-	-	146	481	481	2,713	2,075	2,117	2,159	2,202
279	Information Technology	279-07-071-071-411008	Personnel-Employee Benefits-Health Insurance	Fringe Benefits	229,076	178,710	264,809	267,039	267,039	325,330	373,330	403,330	421,330	439,330
279	Information Technology	279-07-071-071-411009	Personnel-Employee Benefits-Life Insurance	Fringe Benefits	2,190	2,330	2,605	2,760	2,760	2,880	2,880	2,880	2,880	2,880
279	Information Technology	279-07-071-071-411014	Personnel-Employee Benefits-Parental Leave	Fringe Benefits	2,991	2,583	5,122	5,611	5,611	5,934	5,707	5,821	5,938	6,057
279	Information Technology	279-07-071-071-411206	Personnel-Employee Benefits-Cell Phone Allowance	Fringe Benefits	5,845	5,570	4,800	15,180	15,180	15,840	15,840	15,840	15,840	15,840
279	Information Technology	279-07-071-071-421000	Supplies-Office-Other Office Supplies	Supplies	114,154	55,492	51	-	-	-	-	-	-	-
279	Information Technology	279-07-071-071-421002	Supplies-Office-Stationary & Printing	Supplies	385	-	-	2,500	2,500	-	-	-	-	-
279	Information Technology	279-07-071-071-422006	Supplies-Operating-Computer Supplies & Equipment	Supplies	-	112,981	129,565	416,250	869,822	191,850	114,750	114,750	114,750	114,750
279	Information Technology	279-07-071-071-431000	Services & Charges-Professional-Other Professional Svcs	Professional Services	710,365	1,065,128	854,301	-	369,666	-	-	-	-	-
279	Information Technology	279-07-071-071-431009	Services & Charges-Professional-Computer & Technology	Professional Services	-	-	204,304	705,800	1,269,309	660,500	615,500	615,500	615,500	615,500
279	Information Technology	279-07-071-071-432000	Services & Charges-Communication & Transp-Other	Other Services & Charges	19,878	-	-	-	11,448	-	-	-	-	-
279	Information Technology	279-07-071-071-432003	Services & Charges-Communication & Transp-Travel	Travel	19,711	24,740	6,616	18,560	18,360	18,560	18,560	18,560	18,560	18,560
279	Information Technology	279-07-071-071-432004	Services & Charges-Communication & Transp-Telecommunications	Other Services & Charges	214,612	284,617	420,183	292,024	292,024	192,024	192,024	192,024	192,024	192,024
279	Information Technology	279-07-071-071-433001	Services & Charges-Printing & Ad-Outside Printing Services	Printing & Advertising	-	-	1,005	-	-	-	-	-	-	-
279	Information Technology	279-07-071-071-433003	Services & Charges-Printing & Ad-Promotional	Printing & Advertising	298	-	-	-	1,000	-	-	-	-	-
279	Information Technology	279-07-071-071-436004	Services & Charges-Repairs & Maint-Computer Equip R&M	Repairs & Maintenance	2,246,257	2,975,430	3,021,127	3,843,305	4,175,302	4,238,382	3,795,072	3,849,304	4,030,497	4,174,683
279	Information Technology	279-07-071-071-438100	Services & Charges-Debt Service-Principal	Debt Service Principal	209,189	391,117	606,922	817,277	962,680	1,063,402	1,068,075	1,013,830	950,243	595,000
279	Information Technology	279-07-071-071-438200	Services & Charges-Debt Service-Interest	Debt Service Interest & Fees	26,836	52,924	59,675	76,973	76,985	65,816	59,424	52,974	48,942	45,000
279	Information Technology	279-07-071-071-439003	Services & Charges-Other-Subscriptions	Other Services & Charges	40	-	-	-	-	-	-	-	-	-
279	Information Technology	279-07-071-071-439004	Services & Charges-Other-Dues & Memberships	Other Services & Charges	-	-	600	-	200	-	-	-	-	-
279	Information Technology	279-07-071-071-439006	Services & Charges-Other-Education & Training	Education & Training	15,054	15,589	5,590	45,900	49,500	45,900	45,900	45,900	45,900	45,900
279	Information Technology	279-07-071-071-439300	Services & Charges-Other-Grants & Subsidies	Grants & Subsidies	25,000	-	-	-	-	-	-	-	-	-
279	Information Technology	279-07-071-071-445006	Capital Outlay-Machinery & Equip-Computer Equip/Network	Capital	-	-	-	-	-	-	-	-	-	-
279	Information Technology	279-07-071-071-452000	Other Uses-Interfund Transfer Out-Transfers Out	Interfund Transfers Out	-	600,000	-	-	-	-	-	-	-	-
279	Information Technology	279-07-071-071-452004	Other Uses-Interfund Transfer Out-Allocations-Liability Ins	Interfund Allocations	3,816	4,765	4,532	891	891	653	660	667	674	681
280	Police Programs and Gra	280-08-080-085-452000	Other Uses-Interfund Transfer Out-Transfers Out	Interfund Transfers Out	-	-	-	-	-	4,338	-	-	-	-
287	Fire Other	287-09-090-098-422000	Supplies-Operating-Other Operating Supplies	Supplies	39,950	18,800	-	-	-	-	-	-	-	-
287	Fire Other	287-09-090-098-431000	Services & Charges-Professional-Other Professional Svcs	Professional Services	25,402	-	-	-	-	-	-	-	-	-
287	Fire Other	287-09-090-098-436001	Services & Charges-Repairs & Maint-Building R&M	Repairs & Maintenance	-	-	-	-	-	-	-	-	-	-
287	Fire Other	287-09-090-098-438100	Services & Charges-Debt Service-Principal	Debt Service Principal	286,561	434,910	343,971	702,189	702,189	1,131,843	1,252,888	1,359,443	1,467,134	1,423,510

Fun	Subdivision	Account	Main Account Description	Category Name	2018 ACTUAL	2019 ACTUAL	2020 ACTUAL	2021 ORIGINAL BUDGET	2021 AMENDED BUDGET	2022 PROPOSED BUDGET	2023 FORECAST	2024 FORECAST	2025 FORECAST	2026 FORECAST
287	Fire Other	287-09-090-098-438200	Services & Charges-Debt Service-Interest	Debt Service Interest & Fees	29,819	43,560	31,114	43,578	43,578	85,841	93,237	99,074	79,125	82,628
287	Fire Other	287-09-090-098-443001	Capital Outlay-Buildings-Building Improvements	Capital	38,741	274,334	1,084,871	250,000	375,952	150,000	150,000	150,000	150,000	150,000
287	Fire Other	287-09-090-098-445000	Capital Outlay-Machinery & Equip-Motor Equipment	Capital	674,323	705,866	272,313	-	1,664,750	-	-	-	-	-
287	Fire Other	287-09-090-098-445007	Capital Outlay-Machinery & Equip-Materials & Equip	Capital	206,172	590,188	568,083	150,000	-	150,000	150,000	150,000	150,000	150,000
287	Fire Other	287-09-090-098-445008	Capital Outlay-Machinery & Equip-Other Equipment	Capital	-	-	-	-	150,000	-	-	-	-	-
287	Fire Other	287-09-090-098-452000	Other Uses-Interfund Transfer Out-Transfers Out	Interfund Transfers Out	625,939	726,206	746,231	750,307	750,307	748,657	752,357	755,332	761,657	762,256
288	Training Center	288-09-090-095-422000	Supplies-Operating-Other Operating Supplies	Supplies	4,588	473	-	-	-	-	-	-	-	-
288	Training Center	288-09-090-095-431000	Services & Charges-Professional-Other Professional Svcs	Professional Services	9,888	-	-	-	-	-	-	-	-	-
288	Training Center	288-09-090-095-435001	Services & Charges-Utility Services-Electric	Utilities	10,000	-	-	-	-	-	-	-	-	-
288	Training Center	288-09-090-095-435004	Services & Charges-Utility Services-Water	Utilities	8,800	8,758	-	-	-	-	-	-	-	-
288	Training Center	288-09-090-095-436005	Services & Charges-Repairs & Maint-Other Equip R&M	Repairs & Maintenance	37,486	53,005	42,719	-	-	-	-	-	-	-
288	Training Center	288-09-090-095-445008	Capital Outlay-Machinery & Equip-Other Equipment	Capital	-	35,359	-	-	-	-	-	-	-	-
288	EMS	288-09-092-092-410001	Personnel-Salaries & Wages-Salaried Wages	Salaries & Wages	2,774,206	3,110,511	-	-	-	-	-	-	-	-
288	EMS	288-09-092-092-410004	Personnel-Salaries & Wages-Extra & Overtime	Salaries & Wages	383,558	430,771	-	-	-	-	-	-	-	-
288	EMS	288-09-092-092-410005	Personnel-Salaries & Wages-Seasonal & Interns	Salaries & Wages	11,546	8,242	-	-	-	-	-	-	-	-
288	EMS	288-09-092-092-410008	Personnel-Salaries & Wages-FLSA	Salaries & Wages	33,362	30,689	-	-	-	-	-	-	-	-
288	EMS	288-09-092-092-410009	Personnel-Salaries & Wages-Sick Leave Buy Back/Retir	Salaries & Wages	(695)	-	-	-	-	-	-	-	-	-
288	EMS	288-09-092-092-410012	Personnel-Salaries & Wages-Special Pays	Salaries & Wages	72,467	65,024	-	-	-	-	-	-	-	-
288	EMS	288-09-092-092-410013	Personnel-Salaries & Wages-Critical Duty Days	Salaries & Wages	14,022	16,400	-	-	-	-	-	-	-	-
288	EMS	288-09-092-092-410015	Personnel-Salaries & Wages-Neo Natal	Salaries & Wages	88,579	22,351	-	-	-	-	-	-	-	-
288	EMS	288-09-092-092-410018	Personnel-Salaries & Wages-Fire Pro Pay	Salaries & Wages	328,335	263,926	-	-	-	-	-	-	-	-
288	EMS	288-09-092-092-410021	Personnel-Salaries & Wages-Working Out Of Classification	Salaries & Wages	7,532	8,765	-	-	-	-	-	-	-	-
288	EMS	288-09-092-092-411001	Personnel-Employee Benefits-FICA Regular	Fringe Benefits	8,179	8,315	-	-	-	-	-	-	-	-
288	EMS	288-09-092-092-411003	Personnel-Employee Benefits-FICA Fire	Fringe Benefits	50,394	54,933	-	-	-	-	-	-	-	-
288	EMS	288-09-092-092-411004	Personnel-Employee Benefits-PERF Regular	Fringe Benefits	11,320	12,123	-	-	-	-	-	-	-	-
288	EMS	288-09-092-092-411005	Personnel-Employee Benefits-PERF Union	Fringe Benefits	503,777	556,753	-	-	-	-	-	-	-	-
288	EMS	288-09-092-092-411008	Personnel-Employee Benefits-Health Insurance	Fringe Benefits	723,646	507,121	-	-	-	-	-	-	-	-
288	EMS	288-09-092-092-411009	Personnel-Employee Benefits-Life Insurance	Fringe Benefits	5,329	6,278	-	-	-	-	-	-	-	-
288	EMS	288-09-092-092-411014	Personnel-Employee Benefits-Parental Leave	Fringe Benefits	8,338	9,959	-	-	-	-	-	-	-	-
288	EMS	288-09-092-092-411015	Personnel-Employee Benefits-Other Fringe Benefits	Fringe Benefits	14,500	12,250	-	-	-	-	-	-	-	-
288	EMS	288-09-092-092-411200	Personnel-Employee Benefits-Clothing Allowance	Fringe Benefits	42,898	45,305	-	-	-	-	-	-	-	-
288	EMS	288-09-092-092-411206	Personnel-Employee Benefits-Cell Phone Allowance	Fringe Benefits	660	660	-	-	-	-	-	-	-	-
288	EMS	288-09-092-092-421002	Supplies-Office-Stationary & Printing	Supplies	1,080	924	-	-	-	-	-	-	-	-
288	EMS	288-09-092-092-422000	Supplies-Operating-Other Operating Supplies	Supplies	281,250	295,113	1,468	-	-	-	-	-	-	-
288	EMS	288-09-092-092-422001	Supplies-Operating-C.S. Gasoline	Supplies	54,740	54,740	-	-	-	-	-	-	-	-
288	EMS	288-09-092-092-431000	Services & Charges-Professional-Other Professional Svcs	Professional Services	142,076	58,706	-	-	-	-	-	-	-	-
288	EMS	288-09-092-092-431004	Services & Charges-Professional-Accounting & Auditing	Professional Services	5,749	12,578	1,292	-	-	-	-	-	-	-
288	EMS	288-09-092-092-432002	Services & Charges-Communication & Transp-Mailing	Other Services & Charges	11,193	9,773	-	-	-	-	-	-	-	-
288	EMS	288-09-092-092-432004	Services & Charges-Communication & Transp-Telecommunications	Other Services & Charges	19,684	23,232	72	-	-	-	-	-	-	-
288	EMS	288-09-092-092-436004	Services & Charges-Repairs & Maint-Computer Equip R&M	Repairs & Maintenance	12,312	20,830	-	-	-	-	-	-	-	-
288	EMS	288-09-092-092-436005	Services & Charges-Repairs & Maint-Other Equip R&M	Repairs & Maintenance	77,550	19,217	-	-	-	-	-	-	-	-
288	EMS	288-09-092-092-439005	Services & Charges-Other-Bank & Credit Card Fees	Other Services & Charges	22,451	28,213	-	-	-	-	-	-	-	-
288	EMS	288-09-092-092-439006	Services & Charges-Other-Education & Training	Education & Training	44,560	19,688	4,778	-	-	-	-	-	-	-
288	EMS	288-09-092-092-439100	Services & Charges-Other-Refunds/Awards/Indemnities	Other Services & Charges	127,735	160,793	50,151	-	-	-	-	-	-	-
288	EMS	288-09-092-092-439999	Services & Charges-Other-Bad Debt Expense	Other Services & Charges	-	-	4,722	-	-	-	-	-	-	-
288	EMS	288-09-092-092-445006	Capital Outlay-Machinery & Equip-Computer Equip/Network	Capital	19,811	-	-	-	-	-	-	-	-	-
288	EMS	288-09-092-092-452000	Other Uses-Interfund Transfer Out-Transfers Out	Interfund Transfers Out	-	-	1,716,684	707,215	707,215	-	-	-	-	-
288	EMS	288-09-092-092-452002	Other Uses-Interfund Transfer Out-Allocations-Admin Cost	Interfund Allocations	200,294	220,949	-	-	-	-	-	-	-	-
288	EMS	288-09-092-092-452004	Other Uses-Interfund Transfer Out-Allocations-Liability Ins	Interfund Allocations	20,162	40,207	-	-	-	-	-	-	-	-
289	Hazmat	289-09-090-093-422000	Supplies-Operating-Other Operating Supplies	Supplies	8,834	1,457	-	10,000	10,000	10,000	10,000	10,000	10,000	10,000
291	River Rescue	291-09-090-094-410012	Personnel-Salaries & Wages-Special Pays	Salaries & Wages	3,000	462	-	3,000	3,000	3,000	3,000	3,000	3,000	3,000
291	River Rescue	291-09-090-094-411200	Personnel-Employee Benefits-Clothing Allowance	Fringe Benefits	-	-	-	2,500	2,500	2,500	2,500	2,500	2,500	2,500
291	River Rescue	291-09-090-094-421002	Supplies-Office-Stationary & Printing	Supplies	-	-	-	1,000	1,000	1,000	1,000	1,000	1,000	1,000
291	River Rescue	291-09-090-094-422000	Supplies-Operating-Other Operating Supplies	Supplies	8,778	9,973	12,608	10,000	10,000	10,000	10,000	10,000	10,000	10,000
291	River Rescue	291-09-090-094-422001	Supplies-Operating-C.S. Gasoline	Supplies	-	-	255	1,500	1,500	1,500	1,500	1,500	1,500	1,500
291	River Rescue	291-09-090-094-423006	Supplies-Repair & Maint-Small Tools & Equipment	Supplies	3,460	760	3,493	3,000	3,000	3,000	3,000	3,000	3,000	3,000

Fun	Subdivision	Account	Main Account Description	Category Name	2018 ACTUAL	2019 ACTUAL	2020 ACTUAL	2021 ORIGINAL BUDGET	2021 AMENDED BUDGET	2022 PROPOSED BUDGET	2023 FORECAST	2024 FORECAST	2025 FORECAST	2026 FORECAST
291	River Rescue	291-09-090-094-423009	Supplies-Repair & Maint-Repair Parts	Supplies	1,040	180	375	3,000	3,000	3,000	3,000	3,000	3,000	3,000
291	River Rescue	291-09-090-094-432003	Services & Charges-Communication & Transp-Travel	Travel	9,845	942	2,524	15,000	15,000	15,000	15,000	16,000	16,000	16,000
291	River Rescue	291-09-090-094-433001	Services & Charges-Printing & Ad-Outside Printing Services	Printing & Advertising	-	-	-	300	300	300	300	300	300	300
291	River Rescue	291-09-090-094-433003	Services & Charges-Printing & Ad-Promotional	Printing & Advertising	-	890	-	1,000	1,000	1,000	1,000	1,000	1,000	1,000
291	River Rescue	291-09-090-094-436005	Services & Charges-Repairs & Maint-Other Equip R&M	Repairs & Maintenance	21,764	7,520	-	42,000	42,000	42,000	42,000	42,000	42,000	42,000
291	River Rescue	291-09-090-094-436006	Services & Charges-Repairs & Maint-Radio Equip R&M	Repairs & Maintenance	-	-	-	1,000	1,000	1,000	1,000	1,000	1,000	1,000
291	River Rescue	291-09-090-094-439006	Services & Charges-Other-Education & Training	Education & Training	2,054	10,855	425	9,000	9,000	9,000	9,000	9,000	9,000	9,000
291	River Rescue	291-09-090-094-439100	Services & Charges-Other-Refunds/Awards/Indemnities	Other Services & Charges	600	-	-	-	-	-	-	-	-	-
292	Police Programs and Gra	292-08-080-085-439000	Services & Charges-Other-Misc Charges & Svcs	Other Services & Charges	21,735	-	-	-	-	-	-	-	-	-
292	Police Programs and Gra	292-08-080-085-452000	Other Uses-Interfund Transfer Out-Transfers Out	Interfund Transfers Out	-	-	-	-	-	26,716	-	-	-	-
294	Police Other	294-08-080-088-422000	Supplies-Operating-Other Operating Supplies	Supplies	190	-	214	1,500	1,500	-	-	-	-	-
294	Police Other	294-08-080-088-439000	Services & Charges-Other-Misc Charges & Svcs	Other Services & Charges	5,249	6,579	2,843	4,250	4,250	-	-	-	-	-
294	Police Other	294-08-080-088-439100	Services & Charges-Other-Refunds/Awards/Indemnities	Other Services & Charges	-	-	100	-	-	-	-	-	-	-
294	Police Other	294-08-080-088-452000	Other Uses-Interfund Transfer Out-Transfers Out	Interfund Transfers Out	-	-	-	-	-	153,734	-	-	-	-
295	Police Programs and Gra	295-08-080-085-421002	Supplies-Office-Stationary & Printing	Supplies	-	-	1,747	-	-	-	-	-	-	-
295	Police Programs and Gra	295-08-080-085-422000	Supplies-Operating-Other Operating Supplies	Supplies	19,215	65,306	85,158	20,000	17,000	-	-	-	-	-
295	Police Programs and Gra	295-08-080-085-431000	Services & Charges-Professional-Other Professional Svcs	Professional Services	-	-	-	-	-	-	-	-	-	-
295	Police Programs and Gra	295-08-080-085-432003	Services & Charges-Communication & Transp-Travel	Travel	-	-	-	-	-	-	-	-	-	-
295	Police Programs and Gra	295-08-080-085-439000	Services & Charges-Other-Misc Charges & Svcs	Other Services & Charges	43,835	44,622	12,317	20,000	4,575	-	-	-	-	-
295	Police Programs and Gra	295-08-080-085-439006	Services & Charges-Other-Education & Training	Education & Training	-	300	-	-	6,490	-	-	-	-	-
295	Police Programs and Gra	295-08-080-085-445001	Capital Outlay-Machinery & Equip-Police Equipment	Capital	-	-	185,805	-	147,086	-	-	-	-	-
295	Police Programs and Gra	295-08-080-085-452000	Other Uses-Interfund Transfer Out-Transfers Out	Interfund Transfers Out	-	-	-	-	-	118,443	-	-	-	-
299	Police Other	299-08-080-088-422000	Supplies-Operating-Other Operating Supplies	Supplies	-	-	-	6,000	6,000	6,000	6,000	5,000	5,000	5,000
299	Police Other	299-08-080-088-445000	Capital Outlay-Machinery & Equip-Motor Equipment	Capital	22,100	43,499	31,000	22,500	22,500	22,500	22,500	22,500	22,500	22,500
299	Police Other	299-08-080-088-445001	Capital Outlay-Machinery & Equip-Police Equipment	Capital	-	-	-	-	-	-	-	-	-	-
312	2017 Park Bond Series A	312-11-207-278-438100	Services & Charges-Debt Service-Principal	Debt Service Principal	30,000	60,000	65,000	65,000	65,000	65,000	70,000	70,000	75,000	75,000
312	2017 Park Bond Series A	312-11-207-278-438200	Services & Charges-Debt Service-Interest	Debt Service Interest & Fees	19,560	33,000	31,200	29,250	29,250	27,300	25,275	23,175	21,075	18,825
312	2017 Park Bond Series B	312-11-207-279-438100	Services & Charges-Debt Service-Principal	Debt Service Principal	35,000	80,000	80,000	85,000	85,000	85,000	90,000	95,000	95,000	100,000
312	2017 Park Bond Series B	312-11-207-279-438200	Services & Charges-Debt Service-Interest	Debt Service Interest & Fees	25,369	42,900	40,500	38,100	38,100	35,550	32,925	30,225	27,375	24,450
312	2017 Park Bond Series C	312-11-207-280-438100	Services & Charges-Debt Service-Principal	Debt Service Principal	25,000	60,000	60,000	65,000	65,000	65,000	65,000	70,000	70,000	70,000
312	2017 Park Bond Series C	312-11-207-280-438200	Services & Charges-Debt Service-Interest	Debt Service Interest & Fees	18,614	31,488	29,688	27,888	27,888	25,938	23,988	21,963	19,863	17,763
312	2017 Park Bond Series D	312-11-207-281-438100	Services & Charges-Debt Service-Principal	Debt Service Principal	30,000	70,000	70,000	75,000	75,000	75,000	80,000	80,000	85,000	85,000
312	2017 Park Bond Series D	312-11-207-281-438200	Services & Charges-Debt Service-Interest	Debt Service Interest & Fees	22,073	37,338	35,238	33,138	33,138	30,887	28,563	26,163	23,763	21,213
312	2017 Park Bond Series E	312-11-207-282-438100	Services & Charges-Debt Service-Principal	Debt Service Principal	20,000	45,000	45,000	50,000	50,000	50,000	50,000	50,000	55,000	55,000
312	2017 Park Bond Series E	312-11-207-282-438200	Services & Charges-Debt Service-Interest	Debt Service Interest & Fees	14,286	24,188	22,838	21,413	21,413	19,913	18,413	16,913	15,413	13,763
312	2017 Park Bond Series F	312-11-207-283-438100	Services & Charges-Debt Service-Principal	Debt Service Principal	30,000	65,000	65,000	65,000	65,000	70,000	70,000	75,000	75,000	75,000
312	2017 Park Bond Series F	312-11-207-283-438200	Services & Charges-Debt Service-Interest	Debt Service Interest & Fees	19,845	33,500	31,550	29,600	29,600	27,575	25,475	23,375	21,125	18,875
312	2017 Park Bond Series G	312-11-207-284-438100	Services & Charges-Debt Service-Principal	Debt Service Principal	40,000	85,000	85,000	90,000	90,000	90,000	95,000	95,000	100,000	105,000
312	2017 Park Bond Series G	312-11-207-284-438200	Services & Charges-Debt Service-Interest	Debt Service Interest & Fees	26,579	44,875	42,325	39,701	39,701	37,001	34,300	31,450	28,525	25,525
312	2017 Park Bond Series H	312-11-207-285-438100	Services & Charges-Debt Service-Principal	Debt Service Principal	45,000	105,000	105,000	110,000	110,000	110,000	115,000	120,000	125,000	125,000
312	2017 Park Bond Series H	312-11-207-285-438200	Services & Charges-Debt Service-Interest	Debt Service Interest & Fees	32,458	54,900	51,750	48,525	48,525	45,225	41,925	38,400	34,800	31,050
312	2017 Park Bond Series I	312-11-207-286-438100	Services & Charges-Debt Service-Principal	Debt Service Principal	45,000	95,000	100,000	105,000	105,000	105,000	110,000	110,000	115,000	120,000
312	2017 Park Bond Series I	312-11-207-286-438200	Services & Charges-Debt Service-Interest	Debt Service Interest & Fees	30,741	51,960	49,035	46,035	46,035	42,886	39,660	36,360	33,060	29,535
312	2017 Park Bond Series J	312-11-207-287-438100	Services & Charges-Debt Service-Principal	Debt Service Principal	25,000	50,000	50,000	55,000	55,000	55,000	55,000	60,000	60,000	60,000
312	2017 Park Bond Series J	312-11-207-287-438200	Services & Charges-Debt Service-Interest	Debt Service Interest & Fees	16,108	27,163	25,663	24,163	24,163	22,513	20,863	19,138	17,338	15,538
312	2017 Park Bond Series K	312-11-207-288-438100	Services & Charges-Debt Service-Principal	Debt Service Principal	25,000	55,000	60,000	60,000	60,000	60,000	65,000	65,000	65,000	70,000
312	2017 Park Bond Series K	312-11-207-288-438200	Services & Charges-Debt Service-Interest	Debt Service Interest & Fees	17,670	29,830	28,180	26,380	26,380	24,580	22,780	20,830	18,880	16,855
315	Redevelopment Commis	315-10-102-121-438100	Services & Charges-Debt Service-Principal	Debt Service Principal	-	-	-	-	-	-	-	1,040,462	-	-
315	Redevelopment Commis	315-10-102-121-452000	Other Uses-Interfund Transfer Out-Transfers Out	Interfund Transfers Out	17,155	23,962	13,309	40,000	40,000	-	-	-	-	-
324	Redevelopment Commis	324-10-102-121-438100	Services & Charges-Debt Service-Principal	Debt Service Principal	2,806,409	4,038,315	3,750,570	3,883,193	3,883,193	3,711,202	3,874,615	1,283,498	1,207,742	1,040,000
324	Redevelopment Commis	324-10-102-121-438200	Services & Charges-Debt Service-Interest	Debt Service Interest & Fees	1,025,682	1,197,275	1,027,120	957,716	957,716	812,304	641,046	461,070	308,648	270,790
324	Redevelopment Commis	324-10-102-121-438300	Services & Charges-Debt Service-Paying Agent Fees	Debt Service Interest & Fees	600	1,100	1,100	1,500	1,500	900	900	900	900	900
324	Redevelopment Commis	324-10-102-121-438400	Services & Charges-Debt Service-Bond Issuance Costs	Debt Service Interest & Fees	-	-	301,761	-	-	-	-	-	-	-
324	Redevelopment Commis	324-10-102-121-445008	Capital Outlay-Machinery & Equip-Other Equipment	Capital	89,202	-	-	-	-	-	-	-	-	-
324	Redevelopment Commis	324-10-102-121-452000	Other Uses-Interfund Transfer Out-Transfers Out	Interfund Transfers Out	4,267,975	4,266,098	5,085,022	5,013,803	5,013,803	4,710,000	3,924,500	3,147,500	3,032,500	2,833,500
328	Redevelopment Commis	328-10-102-121-438100	Services & Charges-Debt Service-Principal	Debt Service Principal	-	-	-	-	-	-	-	1,739,495	-	-

Fun	Subdivision	Account	Main Account Description	Category Name	2018 ACTUAL	2019 ACTUAL	2020 ACTUAL	2021 ORIGINAL BUDGET	2021 AMENDED BUDGET	2022 PROPOSED BUDGET	2023 FORECAST	2024 FORECAST	2025 FORECAST	2026 FORECAST
328	Redevelopment Commis	328-10-102-121-452000	Other Uses-Interfund Transfer Out-Transfers Out	Interfund Transfers Out	28,681	40,061	22,251	50,000	50,000	-	-	-	-	-
350	Fire Other	350-09-090-098-438100	Services & Charges-Debt Service-Principal	Debt Service Principal	75,000	170,000	195,000	205,000	205,000	210,000	215,000	220,000	230,000	235,000
350	Fire Other	350-09-090-098-438200	Services & Charges-Debt Service-Interest	Debt Service Interest & Fees	45,683	151,706	146,231	140,307	140,307	134,157	127,857	121,332	114,657	107,756
352	Redevelopment Commis	352-10-102-121-438100	Services & Charges-Debt Service-Principal	Debt Service Principal	-	-	270,000	650,000	650,000	685,000	720,000	760,000	795,000	835,000
352	Redevelopment Commis	352-10-102-121-438200	Services & Charges-Debt Service-Interest	Debt Service Interest & Fees	-	-	247,313	377,750	377,750	344,750	310,125	273,625	235,125	195,000
352	Redevelopment Commis	352-10-102-121-438400	Services & Charges-Debt Service-Bond Issuance Costs	Debt Service Interest & Fees	-	293,022	-	-	-	-	-	-	-	-
401	Four Winds/Coveleski St	401-11-201-202-436001	Services & Charges-Repairs & Maint-Building R&M	Repairs & Maintenance	1,249	38,513	15,099	30,000	30,000	25,000	25,000	25,000	25,000	25,000
401	Four Winds/Coveleski St	401-11-201-202-444000	Capital Outlay-Impv Other Than Bldgs-Land Improvement	Capital	10,000	32,955	-	-	-	-	-	-	-	-
404	General City	404-04-040-040-431000	Services & Charges-Professional-Other Professional Svcs	Professional Services	112,312	245,828	98,120	-	93,240	-	-	-	-	-
404	General City	404-04-040-040-436001	Services & Charges-Repairs & Maint-Building R&M	Repairs & Maintenance	808,815	725,734	756,305	762,271	912,271	610,000	610,000	610,000	610,000	610,000
404	General City	404-04-040-040-437005	Services & Charges-Rentals-Parking Space Rental	Other Services & Charges	17,052	17,562	18,090	21,420	21,420	21,420	21,420	21,420	21,420	21,420
404	General City	404-04-040-040-439000	Services & Charges-Other-Misc Charges & Svcs	Other Services & Charges	152,965	1,691	864	157,000	157,158	171,000	171,000	171,000	171,000	171,000
404	General City	404-04-040-040-439004	Services & Charges-Other-Dues & Memberships	Other Services & Charges	31,310	31,923	21,673	32,400	54,723	32,400	32,400	32,400	32,400	32,400
404	General City	404-04-040-040-439007	Services & Charges-Other-Election Expense	Other Services & Charges	-	187,026	-	-	-	-	-	180,000	-	-
404	General City	404-04-040-040-452000	Other Uses-Interfund Transfer Out-Transfers Out	Interfund Transfers Out	-	-	1,023,741	2,950,000	2,950,000	-	-	-	-	-
404	General City	404-04-040-040-452004	Other Uses-Interfund Transfer Out-Allocations-Liability Ins	Interfund Allocations	6,873	8,631	8,633	9,753	9,753	9,676	9,773	9,871	9,970	10,070
404	Finance	404-04-400-041-431004	Services & Charges-Professional-Accounting & Auditing	Professional Services	-	22,973	-	-	-	-	-	-	-	-
404	Legal Dept	404-05-050-050-431001	Services & Charges-Professional-Legal Services	Professional Services	57,389	10,400	3,441	15,000	15,000	15,000	15,000	15,000	15,000	15,000
404	Streets	404-06-602-503-452000	Other Uses-Interfund Transfer Out-Transfers Out	Interfund Transfers Out	-	1,937,750	2,887,750	-	-	3,750,000	1,750,000	1,750,000	1,750,000	1,750,000
404	Curb & Sidewalk	404-06-602-505-452000	Other Uses-Interfund Transfer Out-Transfers Out	Interfund Transfers Out	1,500,000	1,500,000	1,500,000	1,500,000	1,500,000	1,500,000	1,500,000	1,500,000	1,500,000	1,500,000
404	Street Signals & Lighting	404-06-602-507-435001	Services & Charges-Utility Services-Electric	Utilities	1,614,522	1,729,535	1,501,835	1,585,820	1,585,820	1,467,536	1,496,887	1,526,825	1,557,362	1,588,509
404	Information Technology	404-07-071-071-422006	Supplies-Operating-Computer Supplies & Equipment	Supplies	-	-	4,108	-	-	-	-	-	-	-
404	Information Technology	404-07-071-071-431000	Services & Charges-Professional-Other Professional Svcs	Professional Services	495	1,346,250	1,541,325	-	99,597	80,000	80,000	80,000	80,000	80,000
404	Information Technology	404-07-071-071-433001	Services & Charges-Printing & Ad-Outside Printing Services	Printing & Advertising	-	-	500	-	-	-	-	-	-	-
404	Information Technology	404-07-071-071-438100	Services & Charges-Debt Service-Principal	Debt Service Principal	-	26,855	32,479	-	-	-	-	-	-	-
404	Information Technology	404-07-071-071-438200	Services & Charges-Debt Service-Interest	Debt Service Interest & Fees	-	2,307	935	-	-	-	-	-	-	-
404	Police Programs and Gra	404-08-080-085-437003	Services & Charges-Rentals-Office Space	Other Services & Charges	40,000	40,000	40,000	40,000	40,000	40,000	40,000	40,000	40,000	40,000
404	Police Other	404-08-080-088-422001	Supplies-Operating-C.S. Gasoline	Supplies	497,175	-	-	-	-	-	-	-	-	-
404	Police Other	404-08-080-088-436003	Services & Charges-Repairs & Maint-Auto Equip R&M	Repairs & Maintenance	661,610	-	-	-	-	-	-	-	-	-
404	Police Other	404-08-080-088-438100	Services & Charges-Debt Service-Principal	Debt Service Principal	1,519,775	1,530,325	1,331,693	1,906,509	1,906,509	1,349,106	1,307,242	1,333,789	1,360,933	606,678
404	Police Other	404-08-080-088-438200	Services & Charges-Debt Service-Interest	Debt Service Interest & Fees	126,666	88,414	58,123	93,820	93,820	86,544	97,275	70,729	43,584	19,077
404	Police Other	404-08-080-088-438300	Services & Charges-Debt Service-Paying Agent Fees	Debt Service Interest & Fees	-	-	750	-	-	-	-	-	-	-
404	Police Other	404-08-080-088-443001	Capital Outlay-Buildings-Building Improvements	Capital	-	-	-	-	1,400,000	-	-	-	-	-
404	Police Other	404-08-080-088-445000	Capital Outlay-Machinery & Equip-Motor Equipment	Capital	-	-	706,168	-	125,553	-	-	-	-	-
404	Police Other	404-08-080-088-445008	Capital Outlay-Machinery & Equip-Other Equipment	Capital	-	-	-	-	29,689	-	-	-	-	-
404	Fire Other	404-09-090-098-422001	Supplies-Operating-C.S. Gasoline	Supplies	166,390	-	-	-	-	-	-	-	-	-
404	Fire Other	404-09-090-098-452000	Other Uses-Interfund Transfer Out-Transfers Out	Interfund Transfers Out	-	926,579	-	-	-	-	-	-	-	-
404	Community Investment	404-10-101-120-452000	Other Uses-Interfund Transfer Out-Transfers Out	Interfund Transfers Out	-	-	150,000	-	-	-	-	-	-	-
404	Park Maintenance	404-11-201-201-439000	Services & Charges-Other-Misc Charges & Svcs	Other Services & Charges	189,133	351,050	978,605	687,829	717,887	687,829	687,829	687,829	687,829	687,829
404	Park Maintenance	404-11-201-201-452000	Other Uses-Interfund Transfer Out-Transfers Out	Interfund Transfers Out	1,287,600	400,000	800,000	970,396	970,396	132,687	-	-	-	-
406	Police Other	406-08-080-088-438100	Services & Charges-Debt Service-Principal	Debt Service Principal	549,419	498,598	484,511	370,109	370,109	353,115	255,412	326,048	563,103	855,323
406	Police Other	406-08-080-088-438200	Services & Charges-Debt Service-Interest	Debt Service Interest & Fees	25,983	40,678	31,998	25,590	25,590	15,626	5,602	35,371	62,652	83,309
406	General City	406-04-040-040-452000	Other Uses-Interfund Transfer Out-Transfers Out	Interfund Transfers Out	-	-	-	-	-	143,687	-	-	-	-
407	General City	407-04-040-040-452000	Other Uses-Interfund Transfer Out-Transfers Out	Interfund Transfers Out	249,500	-	-	-	-	239,341	-	-	-	-
407	Streets	407-06-602-503-452000	Other Uses-Interfund Transfer Out-Transfers Out	Interfund Transfers Out	-	-	250,000	-	-	-	-	-	-	-
407	Park Maintenance	407-11-201-201-452000	Other Uses-Interfund Transfer Out-Transfers Out	Interfund Transfers Out	-	-	-	262,145	262,145	-	-	-	-	-
407	Park Capital	407-11-206-273-444000	Capital Outlay-Impv Other Than Bldgs-Land Improvement	Capital	-	28,000	-	-	-	-	-	-	-	-
408	General City	408-04-040-040-452000	Other Uses-Interfund Transfer Out-Transfers Out	Interfund Transfers Out	2,996,975	-	1,076,233	-	-	-	-	-	-	-
408	Finance	408-04-400-041-431004	Services & Charges-Professional-Accounting & Auditing	Professional Services	-	19,365	-	-	-	-	-	-	-	-
408	Local Roads & Streets	408-06-600-506-452000	Other Uses-Interfund Transfer Out-Transfers Out	Interfund Transfers Out	-	-	-	-	221,000	606,000	647,000	641,000	644,000	647,000
408	Streets	408-06-602-503-436003	Services & Charges-Repairs & Maint-Auto Equip R&M	Repairs & Maintenance	-	445,439	-	-	-	-	-	-	-	-
408	Streets	408-06-602-503-452000	Other Uses-Interfund Transfer Out-Transfers Out	Interfund Transfers Out	1,937,750	-	-	-	-	-	-	-	-	-
408	PSAP	408-08-080-082-431018	Services & Charges-Professional-PSAP County Payment	Professional Services	2,395,284	2,818,011	2,766,561	2,849,226	2,849,226	3,393,763	3,461,638	3,530,871	3,601,488	3,673,518
408	PSAP	408-08-080-082-438100	Services & Charges-Debt Service-Principal	Debt Service Principal	-	-	136,441	139,344	139,344	143,699	148,053	152,408	111,766	116,120
408	PSAP	408-08-080-082-438200	Services & Charges-Debt Service-Interest	Debt Service Interest & Fees	-	-	63,019	59,928	59,928	55,725	51,371	46,908	42,640	39,244
408	Community Investment	408-10-101-120-431005	Services & Charges-Professional-Appraisal/Land Survey	Professional Services	36,409	49,268	33,059	-	23,300	-	-	-	-	-

Fun	Subdivision	Account	Main Account Description	Category Name	2018 ACTUAL	2019 ACTUAL	2020 ACTUAL	2021 ORIGINAL BUDGET	2021 AMENDED BUDGET	2022 PROPOSED BUDGET	2023 FORECAST	2024 FORECAST	2025 FORECAST	2026 FORECAST
408	Community Investment	408-10-101-120-431006	Services & Charges-Professional-Title Work	Professional Services	7,001	7,394	2,200	-	-	-	-	-	-	-
408	Community Investment	408-10-101-120-433002	Services & Charges-Printing & Ad-Publication of Legal Notice	Printing & Advertising	606	350	229	-	-	-	-	-	-	-
408	Community Investment	408-10-101-120-433003	Services & Charges-Printing & Ad-Promotional	Printing & Advertising	-	-	174	-	-	-	-	-	-	-
408	Community Investment	408-10-101-120-435001	Services & Charges-Utility Services-Electric	Utilities	-	-	25,408	-	-	-	-	-	-	-
408	Community Investment	408-10-101-120-435002	Services & Charges-Utility Services-Natural Gas	Utilities	-	-	11,056	-	-	-	-	-	-	-
408	Community Investment	408-10-101-120-435004	Services & Charges-Utility Services-Water	Utilities	1,281	3,274	6,059	-	-	-	-	-	-	-
408	Community Investment	408-10-101-120-436001	Services & Charges-Repairs & Maint-Building R&M	Repairs & Maintenance	3,329	54,196	16,287	-	650	-	-	-	-	-
408	Community Investment	408-10-101-120-439000	Services & Charges-Other-Misc Charges & Svcs	Other Services & Charges	26,263	221	1,603	-	-	-	-	-	-	-
408	Community Investment	408-10-101-120-452000	Other Uses-Interfund Transfer Out-Transfers Out	Interfund Transfers Out	-	2,206,690	2,268,899	1,897,143	1,897,143	4,310,485	#N/A	#N/A	#N/A	#N/A
408	Property	408-10-101-130-431005	Services & Charges-Professional-Appraisal/Land Survey	Professional Services	-	-	-	150,000	150,000	150,000	150,000	150,000	150,000	150,000
408	Property	408-10-101-130-431006	Services & Charges-Professional-Title Work	Professional Services	-	-	-	10,000	10,000	10,000	10,000	10,000	10,000	10,000
408	Property	408-10-101-130-433002	Services & Charges-Printing & Ad-Publication of Legal Notice	Printing & Advertising	-	-	-	5,000	5,000	5,000	5,000	5,000	5,000	5,000
408	Property	408-10-101-130-435001	Services & Charges-Utility Services-Electric	Utilities	-	-	-	20,000	20,000	27,000	27,000	27,000	27,000	27,000
408	Property	408-10-101-130-435002	Services & Charges-Utility Services-Natural Gas	Utilities	-	-	-	18,000	18,000	28,000	28,000	28,000	28,000	28,000
408	Property	408-10-101-130-435004	Services & Charges-Utility Services-Water	Utilities	-	-	-	13,000	13,000	15,000	15,000	15,000	15,000	15,000
408	Property	408-10-101-130-436001	Services & Charges-Repairs & Maint-Building R&M	Repairs & Maintenance	-	-	-	17,000	17,000	21,200	21,200	21,200	21,200	21,200
408	Property	408-10-101-130-436012	Services & Charges-Repairs & Maint-Site Mowing (Parks)	Repairs & Maintenance	-	-	-	-	-	291,673	291,673	291,673	291,673	291,673
408	Property	408-10-101-130-439000	Services & Charges-Other-Misc Charges & Svcs	Other Services & Charges	-	-	-	-	-	35,593	35,593	35,593	35,593	35,593
408	Neighborhood Services	408-10-103-100-452000	Other Uses-Interfund Transfer Out-Transfers Out	Interfund Transfers Out	-	-	-	-	-	3,324,723	#N/A	#N/A	#N/A	#N/A
408	Animal Resource Center	408-10-103-105-452000	Other Uses-Interfund Transfer Out-Transfers Out	Interfund Transfers Out	-	-	-	-	-	921,801	955,631	1,030,128	1,049,168	1,069,907
408	2015 Park Bond	408-11-207-276-438300	Services & Charges-Debt Service-Paying Agent Fees	Debt Service Interest & Fees	750	750	750	1,000	1,000	1,000	1,000	1,000	1,000	1,000
408	2015 Park Bond	408-11-207-276-452000	Other Uses-Interfund Transfer Out-Transfers Out	Interfund Transfers Out	-	409,270	375,939	376,007	376,007	374,106	371,981	374,781	377,131	374,331
408	2018 Zoo Bond	408-11-207-291-438100	Services & Charges-Debt Service-Principal	Debt Service Principal	-	100,000	165,000	175,000	175,000	190,000	200,000	200,000	200,000	220,000
408	2018 Zoo Bond	408-11-207-291-438200	Services & Charges-Debt Service-Interest	Debt Service Interest & Fees	-	114,487	155,900	149,100	149,100	142,100	134,500	126,500	118,000	107,750
408	Neighborhood Services	408-12-300-100-452000	Other Uses-Interfund Transfer Out-Transfers Out	Interfund Transfers Out	817,164	2,288,841	2,184,021	2,063,182	2,063,182	-	-	-	-	-
408	NEAT Crew	408-12-300-101-452000	Other Uses-Interfund Transfer Out-Transfers Out	Interfund Transfers Out	-	-	-	569,372	569,372	-	-	-	-	-
408	Rental Unit Inspection	408-12-300-102-452000	Other Uses-Interfund Transfer Out-Transfers Out	Interfund Transfers Out	-	75,718	245,626	241,527	241,527	-	-	-	-	-
408	Unsafe Building	408-12-300-104-452000	Other Uses-Interfund Transfer Out-Transfers Out	Interfund Transfers Out	-	-	544,158	-	-	-	-	-	-	-
408	Animal Resource Center	408-12-301-105-452000	Other Uses-Interfund Transfer Out-Transfers Out	Interfund Transfers Out	820,662	845,841	891,414	915,549	915,549	-	-	-	-	-
410	Community Investment	410-10-101-120-438100	Services & Charges-Debt Service-Principal	Debt Service Principal	486,081	60,000	40,000	24,000	24,000	24,000	28,000	20,000	284,254	-
412	Local Roads & Streets	412-06-600-506-423002	Supplies-Repair & Maint-Street Material	Supplies	-	-	-	450,000	450,000	350,000	350,000	-	-	-
412	Local Roads & Streets	412-06-600-506-436001	Services & Charges-Repairs & Maint-Building R&M	Repairs & Maintenance	671,364	710,820	44,201	-	97,898	-	-	-	-	-
412	Local Roads & Streets	412-06-600-506-452000	Other Uses-Interfund Transfer Out-Transfers Out	Interfund Transfers Out	-	-	522,365	-	-	-	-	-	-	-
416	Morris PAC	416-11-220-292-436001	Services & Charges-Repairs & Maint-Building R&M	Repairs & Maintenance	63,882	21,435	90,471	25,000	26,625	25,000	-	-	-	-
416	Morris PAC	416-11-220-292-443001	Capital Outlay-Buildings-Building Improvements	Capital	-	-	346,394	-	-	-	-	-	-	-
416	Morris PAC	416-11-220-292-445004	Capital Outlay-Machinery & Equip-Theater Equipment	Capital	74,492	14,149	-	-	-	-	-	-	-	-
433	Redevelopment Commis	433-10-102-121-443001	Capital Outlay-Buildings-Building Improvements	Capital	-	-	-	-	-	-	-	-	-	-
433	Redevelopment Commis	433-10-102-121-452000	Other Uses-Interfund Transfer Out-Transfers Out	Interfund Transfers Out	28,100	-	-	-	-	-	-	-	-	-
436	Redevelopment Commis	436-10-102-121-438100	Services & Charges-Debt Service-Principal	Debt Service Principal	376,417	392,522	409,383	427,038	427,038	445,524	464,883	126,129	111,126	113,360
436	Redevelopment Commis	436-10-102-121-438200	Services & Charges-Debt Service-Interest	Debt Service Interest & Fees	116,911	100,806	83,945	66,291	66,291	47,805	28,446	12,386	9,767	7,533
436	Redevelopment Commis	436-10-102-121-438300	Services & Charges-Debt Service-Paying Agent Fees	Debt Service Interest & Fees	-	1,500	1,500	2,000	2,000	2,000	2,000	2,000	2,000	2,000
436	Redevelopment Commis	436-10-102-121-452000	Other Uses-Interfund Transfer Out-Transfers Out	Interfund Transfers Out	4,693,972	3,769,003	3,864,125	4,180,375	5,063,555	4,396,375	4,403,875	4,414,875	4,425,125	4,422,750
450	Palais Royale	450-11-221-293-436001	Services & Charges-Repairs & Maint-Building R&M	Repairs & Maintenance	-	38,779	34,160	35,000	35,000	35,000	20,000	20,000	20,000	15,000
451	Fire Other	451-09-090-098-438300	Services & Charges-Debt Service-Paying Agent Fees	Debt Service Interest & Fees	10,250	-	-	-	-	-	-	-	-	-
451	Fire Other	451-09-090-098-438400	Services & Charges-Debt Service-Bond Issuance Costs	Debt Service Interest & Fees	204,883	-	-	-	-	-	-	-	-	-
451	Fire Other	451-09-090-098-443001	Capital Outlay-Buildings-Building Improvements	Capital	1,420,290	3,143,446	89,311	-	-	-	-	-	-	-
452	2018 Park Bond	452-11-206-289-438400	Services & Charges-Debt Service-Bond Issuance Costs	Debt Service Interest & Fees	259,773	-	-	-	-	-	-	-	-	-
452	2018 Park Bond	452-11-206-289-445003	Capital Outlay-Machinery & Equip-Park Equipment	Capital	-	83,182	-	-	14,794	-	-	-	-	-
453	2018 Zoo Bond	453-11-204-291-438400	Services & Charges-Debt Service-Bond Issuance Costs	Debt Service Interest & Fees	148,135	-	-	-	-	-	-	-	-	-
455	Local Roads & Streets	455-06-600-506-452000	Other Uses-Interfund Transfer Out-Transfers Out	Interfund Transfers Out	-	-	-	-	1,000,000	-	-	-	-	-
471	2017 Park Bond	471-11-206-277-438400	Services & Charges-Debt Service-Bond Issuance Costs	Debt Service Interest & Fees	17,750	-	-	-	-	-	-	-	-	-
471	2017 Park Bond Series A	471-11-206-278-443001	Capital Outlay-Buildings-Building Improvements	Capital	223,823	-	-	-	-	-	-	-	-	-
471	2017 Park Bond Series H	471-11-206-285-443001	Capital Outlay-Buildings-Building Improvements	Capital	-	-	94,846	-	-	-	-	-	-	-
471	2017 Park Bond Series I	471-11-206-286-443001	Capital Outlay-Buildings-Building Improvements	Capital	-	-	-	-	50,000	-	-	-	-	-
600	Building Dept	600-10-060-060-410001	Personnel-Salaries & Wages-Salaried Wages	Salaries & Wages	-	-	-	-	-	863,102	873,268	891,135	909,362	927,948
600	Building Dept	600-10-060-060-410003	Personnel-Salaries & Wages-Permanent Part Time	Salaries & Wages	-	-	-	-	-	-	-	-	-	-



Fun	Subdivision	Account	Main Account Description	Category Name	2018 ACTUAL	2019 ACTUAL	2020 ACTUAL	2021 ORIGINAL BUDGET	2021 AMENDED BUDGET	2022 PROPOSED BUDGET	2023 FORECAST	2024 FORECAST	2025 FORECAST	2026 FORECAST
600	Building Dept	600-10-060-060-411001	Personnel-Employee Benefits-FICA Regular	Fringe Benefits	-	-	-	-	-	66,078	66,855	68,222	69,617	71,039
600	Building Dept	600-10-060-060-411004	Personnel-Employee Benefits-PERF Regular	Fringe Benefits	-	-	-	-	-	96,741	97,880	99,881	101,922	104,004
600	Building Dept	600-10-060-060-411007	Personnel-Employee Benefits-Unemployment Comp	Fringe Benefits	-	-	-	-	-	1,381	1,048	1,069	1,091	1,114
600	Building Dept	600-10-060-060-411008	Personnel-Employee Benefits-Health Insurance	Fringe Benefits	-	-	-	-	-	216,886	248,886	268,886	280,886	292,886
600	Building Dept	600-10-060-060-411009	Personnel-Employee Benefits-Life Insurance	Fringe Benefits	-	-	-	-	-	1,920	1,920	1,920	1,920	1,920
600	Building Dept	600-10-060-060-411014	Personnel-Employee Benefits-Parental Leave	Fringe Benefits	-	-	-	-	-	3,021	2,882	2,941	3,001	3,062
600	Building Dept	600-10-060-060-411205	Personnel-Employee Benefits-Parking Allowance	Fringe Benefits	-	-	-	-	-	4,140	4,140	4,140	4,140	4,140
600	Building Dept	600-10-060-060-411206	Personnel-Employee Benefits-Cell Phone Allowance	Fringe Benefits	-	-	-	-	-	660	660	660	660	660
600	Building Dept	600-10-060-060-421002	Supplies-Office-Stationary & Printing	Supplies	-	-	-	-	-	7,306	5,000	5,000	5,000	5,000
600	Building Dept	600-10-060-060-422001	Supplies-Operating-C.S. Gasoline	Supplies	-	-	-	-	-	12,555	12,806	13,062	13,323	13,589
600	Building Dept	600-10-060-060-431000	Services & Charges-Professional-Other Professional Svcs	Professional Services	-	-	-	-	-	8,000	8,000	8,000	8,000	8,000
600	Building Dept	600-10-060-060-432002	Services & Charges-Communication & Transp-Mailing	Other Services & Charges	-	-	-	-	-	2,740	2,795	2,851	2,908	2,966
600	Building Dept	600-10-060-060-432003	Services & Charges-Communication & Transp-Travel	Travel	-	-	-	-	-	6,000	6,000	6,000	6,000	6,000
600	Building Dept	600-10-060-060-432004	Services & Charges-Communication & Transp-Telecommunications	Other Services & Charges	-	-	-	-	-	4,020	4,020	4,020	4,020	4,020
600	Building Dept	600-10-060-060-433001	Services & Charges-Printing & Ad-Outside Printing Services	Printing & Advertising	-	-	-	-	-	3,000	3,000	3,000	3,000	3,000
600	Building Dept	600-10-060-060-433002	Services & Charges-Printing & Ad-Publication of Legal Notice	Printing & Advertising	-	-	-	-	-	1,200	1,200	1,200	1,200	1,200
600	Building Dept	600-10-060-060-436001	Services & Charges-Repairs & Maint-Building R&M	Repairs & Maintenance	-	-	-	-	-	-	-	-	-	-
600	Building Dept	600-10-060-060-436003	Services & Charges-Repairs & Maint-Auto Equip R&M	Repairs & Maintenance	-	-	-	-	-	15,000	15,000	15,000	15,000	15,000
600	Building Dept	600-10-060-060-437003	Services & Charges-Rentals-Office Space	Other Services & Charges	-	-	-	-	-	8,500	8,500	8,500	8,500	8,500
600	Building Dept	600-10-060-060-438100	Services & Charges-Debt Service-Principal	Debt Service Principal	-	-	-	-	-	23,594	4,674	-	-	-
600	Building Dept	600-10-060-060-438200	Services & Charges-Debt Service-Interest	Debt Service Interest & Fees	-	-	-	-	-	567	70	-	-	-
600	Building Dept	600-10-060-060-439000	Services & Charges-Other-Misc Charges & Svcs	Other Services & Charges	-	-	-	-	-	5,000	5,000	5,000	5,000	5,000
600	Building Dept	600-10-060-060-439004	Services & Charges-Other-Dues & Memberships	Other Services & Charges	-	-	-	-	-	3,050	3,050	3,050	3,050	3,050
600	Building Dept	600-10-060-060-439005	Services & Charges-Other-Bank & Credit Card Fees	Other Services & Charges	-	-	-	-	-	6,000	6,000	6,000	6,000	6,000
600	Building Dept	600-10-060-060-439006	Services & Charges-Other-Education & Training	Education & Training	-	-	-	-	-	6,000	6,000	6,000	6,000	6,000
600	Building Dept	600-10-060-060-439100	Services & Charges-Other-Refunds/Awards/Indemnities	Other Services & Charges	-	-	-	-	-	5,000	5,000	5,000	5,000	5,000
600	Building Dept	600-10-060-060-439999	Services & Charges-Other-Bad Debt Expense	Other Services & Charges	-	-	-	-	-	1,000	1,000	1,000	1,000	1,000
600	Building Dept	600-10-060-060-445000	Capital Outlay-Machinery & Equip-Motor Equipment	Capital	-	-	-	-	-	-	40,000	40,000	40,000	40,000
600	Building Dept	600-10-060-060-452002	Other Uses-Interfund Transfer Out-Allocations-Admin Cost	Interfund Allocations	-	-	-	-	-	85,105	86,382	87,678	88,993	90,328
600	Building Dept	600-10-060-060-452003	Other Uses-Interfund Transfer Out-Allocations-IT	Interfund Allocations	-	-	-	-	-	375,169	153,756	155,296	155,491	158,012
600	Building Dept	600-10-060-060-452004	Other Uses-Interfund Transfer Out-Allocations-Liability Ins	Interfund Allocations	-	-	-	-	-	24,105	24,346	24,589	24,835	25,083
600	Building Dept	600-10-060-060-452008	Other Uses-Interfund Transfer Out-Allocations-Payroll Cost	Interfund Allocations	-	-	-	-	-	181,981	184,347	186,744	189,172	191,631
600	Neighborhood Services	600-12-300-100-423000	Supplies-Repair & Maint-Other R&M Supplies	Supplies	-	220	-	-	-	-	-	-	-	-
600	Neighborhood Services	600-12-300-100-436001	Services & Charges-Repairs & Maint-Building R&M	Repairs & Maintenance	-	1,423	-	-	-	-	-	-	-	-
600	Neighborhood Services	600-12-300-100-436002	Services & Charges-Repairs & Maint-Office Equip R&M	Repairs & Maintenance	2,050	-	-	-	-	-	-	-	-	-
600	Neighborhood Services	600-12-300-100-436003	Services & Charges-Repairs & Maint-Auto Equip R&M	Repairs & Maintenance	23,478	34,568	-	-	-	-	-	-	-	-
600	Neighborhood Services	600-12-300-100-436006	Services & Charges-Repairs & Maint-Radio Equip R&M	Repairs & Maintenance	7,325	7,822	-	-	-	-	-	-	-	-
600	Neighborhood Services	600-12-300-100-438100	Services & Charges-Debt Service-Principal	Debt Service Principal	54,669	65,004	-	-	-	-	-	-	-	-
600	Neighborhood Services	600-12-300-100-438200	Services & Charges-Debt Service-Interest	Debt Service Interest & Fees	5,300	4,136	-	-	-	-	-	-	-	-
600	Neighborhood Services	600-12-300-100-452002	Other Uses-Interfund Transfer Out-Allocations-Admin Cost	Interfund Allocations	54,220	61,977	-	-	-	-	-	-	-	-
600	Neighborhood Services	600-12-300-100-452003	Other Uses-Interfund Transfer Out-Allocations-IT	Interfund Allocations	230,499	356,410	-	-	-	-	-	-	-	-
600	Neighborhood Services	600-12-300-100-452004	Other Uses-Interfund Transfer Out-Allocations-Liability Ins	Interfund Allocations	43,012	58,325	-	-	-	-	-	-	-	-
600	Neighborhood Services	600-12-300-100-452006	Other Uses-Interfund Transfer Out-Allocations-Print Shop	Interfund Allocations	8,004	7,205	-	-	-	-	-	-	-	-
600	Neighborhood Services	600-12-300-100-452007	Other Uses-Interfund Transfer Out-Allocations-Central Stores	Interfund Allocations	4,565	4,488	-	-	-	-	-	-	-	-
600	Rental Unit Inspection	600-12-300-102-438100	Services & Charges-Debt Service-Principal	Debt Service Principal	7,382	15,094	-	-	-	-	-	-	-	-
600	Rental Unit Inspection	600-12-300-102-438200	Services & Charges-Debt Service-Interest	Debt Service Interest & Fees	1,169	2,008	-	-	-	-	-	-	-	-
600	Animal Resource Center	600-12-301-105-423000	Supplies-Repair & Maint-Other R&M Supplies	Supplies	620	686	-	-	-	-	-	-	-	-
600	Animal Resource Center	600-12-301-105-436001	Services & Charges-Repairs & Maint-Building R&M	Repairs & Maintenance	6,642	25,066	-	-	-	-	-	-	-	-
600	Animal Resource Center	600-12-301-105-436002	Services & Charges-Repairs & Maint-Auto Equip R&M	Repairs & Maintenance	1,001	-	-	-	-	-	-	-	-	-
600	Animal Resource Center	600-12-301-105-436003	Services & Charges-Repairs & Maint-Auto Equip R&M	Repairs & Maintenance	9,701	7,617	-	-	-	-	-	-	-	-
600	Animal Resource Center	600-12-301-105-436006	Services & Charges-Repairs & Maint-Radio Equip R&M	Repairs & Maintenance	2,049	3,441	-	-	-	-	-	-	-	-
600	Animal Resource Center	600-12-301-105-438100	Services & Charges-Debt Service-Principal	Debt Service Principal	2,272	-	-	-	-	-	-	-	-	-
600	Animal Resource Center	600-12-301-105-438200	Services & Charges-Debt Service-Interest	Debt Service Interest & Fees	666	-	-	-	-	-	-	-	-	-
600	Animal Resource Center	600-12-301-105-445006	Capital Outlay-Machinery & Equip-Computer Equip/Network	Capital	80,000	-	-	-	-	-	-	-	-	-
600	Animal Resource Center	600-12-301-105-445008	Capital Outlay-Machinery & Equip-Other Equipment	Capital	-	31,987	-	-	-	-	-	-	-	-
600	Animal Resource Center	600-12-301-105-452002	Other Uses-Interfund Transfer Out-Allocations-Admin Cost	Interfund Allocations	26,000	32,974	-	-	-	-	-	-	-	-

Fun	Subdivision	Account	Main Account Description	Category Name	2018 ACTUAL	2019 ACTUAL	2020 ACTUAL	2021 ORIGINAL BUDGET	2021 AMENDED BUDGET	2022 PROPOSED BUDGET	2023 FORECAST	2024 FORECAST	2025 FORECAST	2026 FORECAST
600	Animal Resource Center	600-12-301-105-452003	Other Uses-Interfund Transfer Out-Allocations-IT	Interfund Allocations	81,088	75,909	-	-	-	-	-	-	-	-
600	Animal Resource Center	600-12-301-105-452004	Other Uses-Interfund Transfer Out-Allocations-Liability Ins	Interfund Allocations	4,474	5,046	-	-	-	-	-	-	-	-
600	Animal Resource Center	600-12-301-105-452006	Other Uses-Interfund Transfer Out-Allocations-Print Shop	Interfund Allocations	2,244	2,025	-	-	-	-	-	-	-	-
600	Animal Resource Center	600-12-301-105-452007	Other Uses-Interfund Transfer Out-Allocations-Central Stores	Interfund Allocations	5,883	6,491	-	-	-	-	-	-	-	-
600	Animal Resource Center	600-12-301-105-452008	Other Uses-Interfund Transfer Out-Allocations-Payroll Cost	Interfund Allocations	-	73,304	-	-	-	-	-	-	-	-
600	Building Dept	600-13-060-060-410001	Personnel-Salaries & Wages-Salaried Wages	Salaries & Wages	681,787	716,916	763,648	800,589	822,074	-	-	-	-	-
600	Building Dept	600-13-060-060-410003	Personnel-Salaries & Wages-Permanent Part Time	Salaries & Wages	-	-	-	27,868	1,921	-	-	-	-	-
600	Building Dept	600-13-060-060-411001	Personnel-Employee Benefits-FICA Regular	Fringe Benefits	50,918	53,121	57,035	63,427	65,071	-	-	-	-	-
600	Building Dept	600-13-060-060-411004	Personnel-Employee Benefits-PERF Regular	Fringe Benefits	76,490	80,145	85,516	89,740	92,146	-	-	-	-	-
600	Building Dept	600-13-060-060-411007	Personnel-Employee Benefits-Unemployment Comp	Fringe Benefits	-	-	77	240	246	-	-	-	-	-
600	Building Dept	600-13-060-060-411008	Personnel-Employee Benefits-Health Insurance	Fringe Benefits	185,095	133,568	155,562	154,276	154,276	-	-	-	-	-
600	Building Dept	600-13-060-060-411009	Personnel-Employee Benefits-Life Insurance	Fringe Benefits	1,640	1,740	1,730	1,800	1,851	-	-	-	-	-
600	Building Dept	600-13-060-060-411014	Personnel-Employee Benefits-Parental Leave	Fringe Benefits	1,708	1,609	2,666	2,802	2,877	-	-	-	-	-
600	Building Dept	600-13-060-060-411205	Personnel-Employee Benefits-Parking Allowance	Fringe Benefits	2,700	2,665	2,595	3,660	3,940	-	-	-	-	-
600	Building Dept	600-13-060-060-411206	Personnel-Employee Benefits-Cell Phone Allowance	Fringe Benefits	1,025	660	660	660	660	-	-	-	-	-
600	Building Dept	600-13-060-060-421002	Supplies-Office-Stationary & Printing	Supplies	11,392	3,773	7,562	3,806	3,806	-	-	-	-	-
600	Building Dept	600-13-060-060-422001	Supplies-Operating-C.S. Gasoline	Supplies	10,422	10,534	6,976	12,555	12,555	-	-	-	-	-
600	Building Dept	600-13-060-060-431000	Services & Charges-Professional-Other Professional Svcs	Professional Services	4,454	-	2,411	8,000	8,000	-	-	-	-	-
600	Building Dept	600-13-060-060-432002	Services & Charges-Communication & Transp-Mailing	Other Services & Charges	1,153	1,343	725	1,370	1,370	-	-	-	-	-
600	Building Dept	600-13-060-060-432003	Services & Charges-Communication & Transp-Travel	Travel	3,450	684	-	6,000	6,000	-	-	-	-	-
600	Building Dept	600-13-060-060-432004	Services & Charges-Communication & Transp-Telecommunications	Other Services & Charges	2,274	-	1,125	3,745	3,745	-	-	-	-	-
600	Building Dept	600-13-060-060-433001	Services & Charges-Printing & Ad-Outside Printing Services	Printing & Advertising	700	492	336	3,563	3,563	-	-	-	-	-
600	Building Dept	600-13-060-060-433002	Services & Charges-Printing & Ad-Publication of Legal Notice	Printing & Advertising	-	3,317	-	1,200	1,200	-	-	-	-	-
600	Building Dept	600-13-060-060-436001	Services & Charges-Repairs & Maint-Building R&M	Repairs & Maintenance	10,000	10,000	-	10,000	11,500	-	-	-	-	-
600	Building Dept	600-13-060-060-436003	Services & Charges-Repairs & Maint-Auto Equip R&M	Repairs & Maintenance	20,553	8,871	14,257	15,000	15,000	-	-	-	-	-
600	Building Dept	600-13-060-060-437003	Services & Charges-Rentals-Office Space	Other Services & Charges	-	-	-	8,500	-	-	-	-	-	-
600	Building Dept	600-13-060-060-438100	Services & Charges-Debt Service-Principal	Debt Service Principal	42,475	46,342	41,198	43,021	43,021	-	-	-	-	-
600	Building Dept	600-13-060-060-438200	Services & Charges-Debt Service-Interest	Debt Service Interest & Fees	3,749	3,141	2,184	1,358	1,358	-	-	-	-	-
600	Building Dept	600-13-060-060-439000	Services & Charges-Other-Misc Charges & Svcs	Other Services & Charges	476	877	-	5,000	5,000	-	-	-	-	-
600	Building Dept	600-13-060-060-439004	Services & Charges-Other-Dues & Memberships	Other Services & Charges	1,710	1,525	680	2,600	3,050	-	-	-	-	-
600	Building Dept	600-13-060-060-439005	Services & Charges-Other-Bank & Credit Card Fees	Other Services & Charges	-	-	3,565	3,000	3,000	-	-	-	-	-
600	Building Dept	600-13-060-060-439006	Services & Charges-Other-Education & Training	Education & Training	3,190	2,859	2,429	3,500	3,500	-	-	-	-	-
600	Building Dept	600-13-060-060-439100	Services & Charges-Other-Refunds/Awards/Indemnities	Other Services & Charges	37,702	203	3,314	1,000	1,000	-	-	-	-	-
600	Building Dept	600-13-060-060-439999	Services & Charges-Other-Bad Debt Expense	Other Services & Charges	350	-	1,631	300	300	-	-	-	-	-
600	Building Dept	600-13-060-060-445000	Capital Outlay-Machinery & Equip-Motor Equipment	Capital	-	-	-	-	49,478	-	-	-	-	-
600	Building Dept	600-13-060-060-452002	Other Uses-Interfund Transfer Out-Allocations-Admin Cost	Interfund Allocations	45,742	56,243	58,462	84,002	84,002	-	-	-	-	-
600	Building Dept	600-13-060-060-452003	Other Uses-Interfund Transfer Out-Allocations-IT	Interfund Allocations	282,841	184,950	91,792	109,903	109,903	-	-	-	-	-
600	Building Dept	600-13-060-060-452004	Other Uses-Interfund Transfer Out-Allocations-Liability Ins	Interfund Allocations	6,114	8,165	4,014	268	268	-	-	-	-	-
600	Building Dept	600-13-060-060-452006	Other Uses-Interfund Transfer Out-Allocations-Print Shop	Interfund Allocations	1,712	1,603	-	-	-	-	-	-	-	-
600	Building Dept	600-13-060-060-452007	Other Uses-Interfund Transfer Out-Allocations-Central Stores	Interfund Allocations	682	1,062	-	-	-	-	-	-	-	-
600	Building Dept	600-13-060-060-452008	Other Uses-Interfund Transfer Out-Allocations-Payroll Cost	Interfund Allocations	-	158,943	174,531	145,765	145,765	-	-	-	-	-
601	Parking Enforcement	601-11-240-460-436001	Services & Charges-Repairs & Maint-Building R&M	Repairs & Maintenance	8	-	-	-	-	-	-	-	-	-
601	Parking Enforcement	601-11-240-460-445006	Capital Outlay-Machinery & Equip-Computer Equip/Network	Capital	-	-	-	10,000	10,000	-	-	-	-	-
601	Parking Enforcement	601-11-240-460-452002	Other Uses-Interfund Transfer Out-Allocations-Admin Cost	Interfund Allocations	3,034	3,632	4,470	3,962	3,962	738	749	760	771	783
601	Parking Enforcement	601-11-240-460-452004	Other Uses-Interfund Transfer Out-Allocations-Liability Ins	Interfund Allocations	1,598	-	-	-	-	-	-	-	-	-
601	Parking General Operatio	601-11-240-461-452003	Other Uses-Interfund Transfer Out-Allocations-IT	Interfund Allocations	-	-	-	-	-	21,646	21,855	21,948	21,931	22,015
601	Parking General Operatio	601-11-240-461-452008	Other Uses-Interfund Transfer Out-Allocations-Payroll Cost	Interfund Allocations	-	-	40,118	86,746	86,746	89,450	90,613	91,791	92,984	94,193
601	Main Street Garage	601-11-240-462-436001	Services & Charges-Repairs & Maint-Building R&M	Repairs & Maintenance	14,601	57,194	190,071	65,000	63,640	70,000	71,400	72,828	74,285	75,771
601	Main Street Garage	601-11-240-462-443001	Capital Outlay-Buildings-Building Improvements	Capital	-	-	273,071	90,000	104,877	65,000	-	50,000	-	50,000
601	Main Street Garage	601-11-240-462-452002	Other Uses-Interfund Transfer Out-Allocations-Admin Cost	Interfund Allocations	8,779	10,821	20,924	16,678	16,678	11,176	11,344	11,514	11,687	11,862
601	Main Street Garage	601-11-240-462-452004	Other Uses-Interfund Transfer Out-Allocations-Liability Ins	Interfund Allocations	789	1,317	1,043	3,313	3,313	3,973	4,013	4,053	4,094	4,135
601	Main Street Garage	601-11-240-462-452009	Other Uses-Interfund Transfer Out-Allocations-Facilities Mgt	Interfund Allocations	-	-	1,008	935	935	1,320	1,320	1,337	1,362	1,362
601	Leighton Plaza Garage	601-11-240-463-436001	Services & Charges-Repairs & Maint-Building R&M	Repairs & Maintenance	37,127	42,386	38,139	40,000	40,284	45,000	45,900	46,818	47,754	48,709
601	Leighton Plaza Garage	601-11-240-463-443001	Capital Outlay-Buildings-Building Improvements	Capital	-	44,650	155,423	100,000	100,000	65,000	-	50,000	-	50,000
601	Leighton Plaza Garage	601-11-240-463-452002	Other Uses-Interfund Transfer Out-Allocations-Admin Cost	Interfund Allocations	12,963	15,699	26,725	21,682	21,682	12,030	12,210	12,393	12,579	12,768
601	Leighton Plaza Garage	601-11-240-463-452004	Other Uses-Interfund Transfer Out-Allocations-Liability Ins	Interfund Allocations	3,144	3,681	3,727	5,701	5,701	6,191	6,253	6,316	6,379	6,443

Fun	Subdivision	Account	Main Account Description	Category Name	2018 ACTUAL	2019 ACTUAL	2020 ACTUAL	2021 ORIGINAL BUDGET	2021 AMENDED BUDGET	2022 PROPOSED BUDGET	2023 FORECAST	2024 FORECAST	2025 FORECAST	2026 FORECAST
601	Leighton Plaza Garage	601-11-240-463-452009	Other Uses-Interfund Transfer Out-Allocations-Facilities Mgt	Interfund Allocations	-	-	1,620	1,701	1,701	2,053	2,053	2,079	2,117	2,117
601	Wayne Street Garage	601-11-240-464-436001	Services & Charges-Repairs & Maint-Building R&M	Repairs & Maintenance	7,357	27,214	9,241	20,000	23,894	30,000	30,600	31,212	31,836	32,473
601	Wayne Street Garage	601-11-240-464-443001	Capital Outlay-Buildings-Building Improvements	Capital	-	-	147,659	100,000	100,000	60,000	-	50,000	-	50,000
601	Wayne Street Garage	601-11-240-464-452002	Other Uses-Interfund Transfer Out-Allocations-Admin Cost	Interfund Allocations	8,104	10,122	20,051	14,547	14,547	9,040	9,176	9,314	9,454	9,596
601	Wayne Street Garage	601-11-240-464-452004	Other Uses-Interfund Transfer Out-Allocations-Liability Ins	Interfund Allocations	2,533	3,754	3,757	5,655	5,655	5,820	5,878	5,937	5,996	6,056
601	Wayne Street Garage	601-11-240-464-452009	Other Uses-Interfund Transfer Out-Allocations-Facilities Mgt	Interfund Allocations	-	-	874	818	818	1,084	1,084	1,097	1,117	1,117
602	Morris PAC	602-11-220-292-423000	Supplies-Repair & Maint-Other R&M Supplies	Supplies	-	-	-	-	-	4,000	4,080	4,162	4,245	4,330
602	Morris PAC	602-11-220-292-436001	Services & Charges-Repairs & Maint-Building R&M	Repairs & Maintenance	-	-	-	-	-	91,500	93,330	95,197	97,101	99,043
602	Morris PAC	602-11-220-292-436005	Services & Charges-Repairs & Maint-Other Equip R&M	Repairs & Maintenance	-	-	-	-	-	7,000	7,140	7,283	7,429	7,578
602	Morris PAC	602-11-220-292-452002	Other Uses-Interfund Transfer Out-Allocations-Admin Cost	Interfund Allocations	-	-	-	-	-	71,938	73,017	74,112	75,224	76,352
602	Morris PAC	602-11-220-292-452003	Other Uses-Interfund Transfer Out-Allocations-IT	Interfund Allocations	-	-	-	-	-	93,695	97,050	98,662	98,997	100,481
602	Morris PAC	602-11-220-292-452004	Other Uses-Interfund Transfer Out-Allocations-Liability Ins	Interfund Allocations	-	-	-	-	-	23,923	24,162	24,404	24,648	24,894
602	Morris PAC	602-11-220-292-452008	Other Uses-Interfund Transfer Out-Allocations-Payroll Cost	Interfund Allocations	-	-	-	-	-	69,185	70,084	70,995	71,918	72,853
602	Morris PAC	602-11-220-292-452009	Other Uses-Interfund Transfer Out-Allocations-Facilities Mgt	Interfund Allocations	-	-	-	-	-	4,498	4,498	4,554	4,639	4,639
610	Solid Waste	610-06-603-512-410001	Personnel-Salaries & Wages-Salaried Wages	Salaries & Wages	237,583	243,792	266,097	272,821	249,702	278,277	283,842	289,519	295,310	301,216
610	Solid Waste	610-06-603-512-410002	Personnel-Salaries & Wages-Teamster Wages	Salaries & Wages	704,467	685,813	677,761	768,583	768,583	894,990	903,830	912,750	921,770	930,870
610	Solid Waste	610-06-603-512-410003	Personnel-Salaries & Wages-Permanent Part Time	Salaries & Wages	-	-	-	-	-	15,600	15,600	15,600	15,600	15,600
610	Solid Waste	610-06-603-512-410004	Personnel-Salaries & Wages-Extra & Overtime	Salaries & Wages	124,328	99,213	206,617	102,813	102,813	102,813	102,813	102,813	102,813	102,813
610	Solid Waste	610-06-603-512-410007	Personnel-Salaries & Wages-Longevity Pay	Salaries & Wages	900	1,250	1,300	2,400	2,400	2,400	2,400	2,400	2,400	2,400
610	Solid Waste	610-06-603-512-411001	Personnel-Employee Benefits-FICA Regular	Fringe Benefits	81,304	77,556	86,612	88,661	88,661	99,942	101,044	102,161	103,294	104,442
610	Solid Waste	610-06-603-512-411004	Personnel-Employee Benefits-PERF Regular	Fringe Benefits	117,700	115,758	126,920	129,805	129,805	144,574	146,187	147,822	149,481	151,161
610	Solid Waste	610-06-603-512-411005	Personnel-Employee Benefits-PERF Union	Fringe Benefits	6,700	5,496	5,976	13,240	13,240	15,136	15,269	15,403	15,538	15,674
610	Solid Waste	610-06-603-512-411007	Personnel-Employee Benefits-Unemployment Comp	Fringe Benefits	-	-	114	312	312	2,046	1,551	1,569	1,587	1,605
610	Solid Waste	610-06-603-512-411008	Personnel-Employee Benefits-Health Insurance	Fringe Benefits	281,510	208,439	254,265	268,710	268,710	338,885	388,885	420,135	438,885	457,635
610	Solid Waste	610-06-603-512-411009	Personnel-Employee Benefits-Life Insurance	Fringe Benefits	2,334	2,368	2,545	2,880	2,880	3,000	3,000	3,000	3,000	3,000
610	Solid Waste	610-06-603-512-411014	Personnel-Employee Benefits-Parental Leave	Fringe Benefits	2,322	1,945	4,029	4,013	4,013	4,475	4,267	4,315	4,364	4,413
610	Solid Waste	610-06-603-512-411015	Personnel-Employee Benefits-Other Fringe Benefits	Fringe Benefits	190	200	-	1,500	1,500	1,500	1,500	1,500	1,500	1,500
610	Solid Waste	610-06-603-512-411200	Personnel-Employee Benefits-Clothing Allowance	Fringe Benefits	-	-	757	800	800	800	800	800	800	800
610	Solid Waste	610-06-603-512-411203	Personnel-Employee Benefits-Job Readiness Allow.	Fringe Benefits	7,863	7,119	7,225	8,075	8,075	8,075	8,075	8,075	8,075	8,075
610	Solid Waste	610-06-603-512-411204	Personnel-Employee Benefits-Auto Allowance	Fringe Benefits	1,503	1,500	1,500	1,500	1,500	1,500	1,500	1,500	1,500	1,500
610	Solid Waste	610-06-603-512-411206	Personnel-Employee Benefits-Cell Phone Allowance	Fringe Benefits	1,366	1,485	1,980	1,980	1,980	1,980	1,980	1,980	1,980	1,980
610	Solid Waste	610-06-603-512-421002	Supplies-Office-Stationary & Printing	Supplies	1,553	3,022	1,192	4,200	4,200	4,200	4,200	4,200	4,200	4,200
610	Solid Waste	610-06-603-512-422000	Supplies-Operating-Other Operating Supplies	Supplies	68,001	77,900	165,897	175,500	177,992	210,600	221,130	232,187	243,796	255,986
610	Solid Waste	610-06-603-512-422001	Supplies-Operating-C.S. Gasoline	Supplies	38,859	15,304	11,964	52,500	52,500	16,170	16,979	17,828	18,719	19,655
610	Solid Waste	610-06-603-512-422002	Supplies-Operating-Diesel/CNG	Supplies	160,651	153,859	142,835	225,050	225,050	201,300	211,365	221,933	233,030	244,682
610	Solid Waste	610-06-603-512-422005	Supplies-Operating-Uniforms	Supplies	5,467	4,250	5,485	8,580	8,580	9,350	10,285	11,314	12,445	13,689
610	Solid Waste	610-06-603-512-422007	Supplies-Operating-Cleaning Supplies	Supplies	1,554	-	-	1,500	1,500	1,500	1,500	1,500	1,500	1,500
610	Solid Waste	610-06-603-512-422008	Supplies-Operating-Medical/Safety Supplies	Supplies	1,283	77	1,013	5,000	5,000	5,000	5,000	5,000	5,000	5,000
610	Solid Waste	610-06-603-512-432002	Services & Charges-Communication & Transp-Mailing	Other Services & Charges	1,921	162	-	2,500	2,500	2,500	2,500	2,500	2,500	2,500
610	Solid Waste	610-06-603-512-432003	Services & Charges-Communication & Transp-Travel	Travel	2,556	1,137	-	9,900	9,900	9,900	9,900	9,900	9,900	9,900
610	Solid Waste	610-06-603-512-432004	Services & Charges-Communication & Transp-Telecommunications	Other Services & Charges	11,886	3,739	-	15,000	15,000	15,000	15,000	15,000	15,000	15,000
610	Solid Waste	610-06-603-512-433001	Services & Charges-Printing & Ad-Outside Printing Services	Printing & Advertising	-	-	463	4,943	4,943	4,943	4,803	4,744	4,829	4,912
610	Solid Waste	610-06-603-512-433002	Services & Charges-Printing & Ad-Publication of Legal Notice	Printing & Advertising	-	-	42	250	250	250	250	250	250	250
610	Solid Waste	610-06-603-512-436001	Services & Charges-Repairs & Maint-Building R&M	Repairs & Maintenance	7,058	1,234	-	20,000	20,000	20,000	20,000	20,000	20,000	20,000
610	Solid Waste	610-06-603-512-436003	Services & Charges-Repairs & Maint-Auto Equip R&M	Repairs & Maintenance	934,935	799,509	1,150,251	960,000	932,700	995,000	995,000	995,000	995,000	995,000
610	Solid Waste	610-06-603-512-436006	Services & Charges-Repairs & Maint-Radio Equip R&M	Repairs & Maintenance	30,803	9,546	5,959	15,000	15,000	15,000	15,000	15,000	15,000	15,000
610	Solid Waste	610-06-603-512-437002	Services & Charges-Rentals-Equipment Rental	Other Services & Charges	-	-	-	-	26,700	-	-	-	-	-
610	Solid Waste	610-06-603-512-438100	Services & Charges-Debt Service-Principal	Debt Service Principal	-	-	-	-	250,000	-	-	-	-	-
610	Solid Waste	610-06-603-512-439000	Services & Charges-Other-Misc Charges & Svcs	Other Services & Charges	3,703	14,481	4,279	5,500	6,915	5,500	5,500	5,500	5,500	5,500
610	Solid Waste	610-06-603-512-439001	Services & Charges-Other-Other Contractual Services	Other Services & Charges	-	-	27,366	-	-	-	-	-	-	-
610	Solid Waste	610-06-603-512-439004	Services & Charges-Other-Dues & Memberships	Other Services & Charges	-	194	200	1,500	1,500	1,500	1,500	1,500	1,500	1,500
610	Solid Waste	610-06-603-512-439006	Services & Charges-Other-Education & Training	Education & Training	11,509	975	-	20,000	20,000	20,000	10,000	10,000	10,000	10,000
610	Solid Waste	610-06-603-512-439010	Services & Charges-Other-Landfill	Other Services & Charges	785,488	932,906	1,131,774	1,028,160	1,028,160	1,182,384	1,359,742	1,563,703	1,798,258	2,067,997
610	Solid Waste	610-06-603-512-439999	Services & Charges-Other-Bad Debt Expense	Other Services & Charges	77,002	47,543	36,318	62,273	62,273	62,273	62,273	62,273	62,273	62,273
610	Solid Waste	610-06-603-512-452000	Other Uses-Interfund Transfer Out-Transfers Out	Interfund Transfers Out	1,004,039	1,053,026	979,213	1,065,255	1,065,255	1,049,954	993,505	952,807	1,067,013	989,783
610	Solid Waste	610-06-603-512-452002	Other Uses-Interfund Transfer Out-Allocations-Admin Cost	Interfund Allocations	163,194	189,287	214,315	294,514	294,514	345,482	350,664	355,924	361,263	366,682



Fun	Subdivision	Account	Main Account Description	Category Name	2018 ACTUAL	2019 ACTUAL	2020 ACTUAL	2021 ORIGINAL BUDGET	2021 AMENDED BUDGET	2022 PROPOSED BUDGET	2023 FORECAST	2024 FORECAST	2025 FORECAST	2026 FORECAST
610	Solid Waste	610-06-603-512-452003	Other Uses-Interfund Transfer Out-Allocations-IT	Interfund Allocations	400,944	439,517	352,832	433,127	433,127	449,319	462,753	473,594	482,345	492,008
610	Solid Waste	610-06-603-512-452004	Other Uses-Interfund Transfer Out-Allocations-Liability Ins	Interfund Allocations	105,960	131,839	161,439	220,155	220,155	178,115	179,896	181,695	183,512	185,347
610	Solid Waste	610-06-603-512-452005	Other Uses-Interfund Transfer Out-Allocations-Utility Mgmt	Interfund Allocations	171,435	190,788	195,305	202,282	202,282	183,237	#REF!	#REF!	#REF!	#REF!
610	Solid Waste	610-06-603-512-452006	Other Uses-Interfund Transfer Out-Allocations-Print Shop	Interfund Allocations	5,464	5,797	-	-	-	-	-	-	-	-
610	Solid Waste	610-06-603-512-452007	Other Uses-Interfund Transfer Out-Allocations-Central Stores	Interfund Allocations	4,118	7,056	-	-	-	-	-	-	-	-
610	Solid Waste	610-06-603-512-452008	Other Uses-Interfund Transfer Out-Allocations-Payroll Cost	Interfund Allocations	-	34,122	35,087	35,051	35,051	37,126	37,609	38,098	38,593	39,095
610	Recycling	610-06-603-513-439999	Services & Charges-Other-Bad Debt Expense	Other Services & Charges	4,324	(441)	(851)	-	-	-	-	-	-	-
611	Solid Waste	611-06-603-512-438100	Services & Charges-Debt Service-Principal	Debt Service Principal	937,090	970,891	927,626	1,002,558	1,002,558	984,589	923,923	885,808	999,391	944,012
611	Solid Waste	611-06-603-512-438200	Services & Charges-Debt Service-Interest	Debt Service Interest & Fees	65,381	67,113	51,027	62,697	62,697	65,365	69,582	66,999	67,622	45,771
611	Solid Waste	611-06-603-512-445000	Capital Outlay-Machinery & Equip-Motor Equipment	Capital	-	-	-	-	365,000	-	-	-	-	-
611	Solid Waste	611-06-603-512-445006	Capital Outlay-Machinery & Equip-Computer Equip/Network	Capital	-	-	53,416	-	-	-	-	-	-	-
611	Solid Waste	611-06-603-512-445008	Capital Outlay-Machinery & Equip-Other Equipment	Capital	-	-	-	-	10,000	-	-	-	-	-
620	WW Oper - Source Suppl	620-06-604-601-421000	Supplies-Office-Other Office Supplies	Supplies	2,307	-	-	-	-	-	-	-	-	-
620	WW Oper - Source Suppl	620-06-604-601-422001	Supplies-Operating-C.S. Gasoline	Supplies	8,295	4,512	1,077	5,000	5,000	10,000	10,200	10,404	10,612	10,824
620	WW Oper - Source Suppl	620-06-604-601-423001	Supplies-Repair & Maint-Building Materials	Supplies	2,987	881	1,414	3,000	3,000	3,000	3,060	3,121	3,183	3,247
620	WW Oper - Source Suppl	620-06-604-601-423006	Supplies-Repair & Maint-Small Tools & Equipment	Supplies	169	-	-	-	-	-	-	-	-	-
620	WW Oper - Source Suppl	620-06-604-601-423009	Supplies-Repair & Maint-Repair Parts	Supplies	41,395	49,317	392	15,000	15,000	15,000	15,300	15,606	15,918	16,236
620	WW Oper - Source Suppl	620-06-604-601-423013	Supplies-Repair & Maint-Materials & Supplies	Supplies	2,028	2,138	1,907	5,000	5,000	5,000	5,100	5,202	5,306	5,412
620	WW Oper - Source Suppl	620-06-604-601-435001	Utilities Services-Utility Services-Electric	Utilities	721,486	711,623	698,186	750,000	750,000	750,000	765,000	780,300	795,906	811,824
620	WW Maint - Source Suppl	620-06-604-602-431000	Services & Charges-Professional-Other Professional Svcs	Professional Services	99,933	172,196	179,436	207,000	215,681	207,000	211,140	215,363	219,670	224,063
620	WW Maint - Source Suppl	620-06-604-602-436002	Services & Charges-Repairs & Maint-Office Equip R&M	Repairs & Maintenance	982	-	-	-	-	-	-	-	-	-
620	WW Maint - Source Suppl	620-06-604-602-436005	Services & Charges-Repairs & Maint-Other Equip R&M	Repairs & Maintenance	143,753	134,692	193,587	150,000	298,221	150,000	153,000	156,060	159,181	162,365
620	WW Maint - Source Suppl	620-06-604-602-438100	Services & Charges-Debt Service-Principal	Debt Service Principal	1,140	-	-	-	-	-	-	-	-	-
620	WW Maint - Source Suppl	620-06-604-602-438200	Services & Charges-Debt Service-Interest	Debt Service Interest & Fees	127	-	-	-	-	-	-	-	-	-
620	WW Maint - Source Suppl	620-06-604-602-439001	Services & Charges-Other-Other Contractual Services	Other Services & Charges	22,481	23,600	30,634	285,000	39,303	35,775	36,491	37,221	37,965	38,724
620	WW Oper - Water Treatm	620-06-604-603-421002	Supplies-Office-Stationary & Printing	Supplies	3,173	20,956	2,156	4,960	4,960	4,960	5,059	5,160	5,263	5,368
620	WW Oper - Water Treatm	620-06-604-603-422007	Supplies-Operating-Cleaning Supplies	Supplies	497	212	-	-	-	-	-	-	-	-
620	WW Oper - Water Treatm	620-06-604-603-422008	Supplies-Operating-Medical/Safety Supplies	Supplies	17,120	15,269	7,015	15,000	22,246	16,920	17,258	17,603	17,955	18,314
620	WW Oper - Water Treatm	620-06-604-603-422010	Supplies-Operating-Plants Chemicals Seed & Fertilizer	Supplies	3,004	2,504	3,192	3,000	3,000	3,000	3,060	3,121	3,183	3,247
620	WW Oper - Water Treatm	620-06-604-603-422012	Supplies-Operating-Water Treatment Chemicals	Supplies	124,432	130,778	137,061	152,657	156,653	172,657	176,110	179,632	183,225	186,890
620	WW Oper - Water Treatm	620-06-604-603-422022	Supplies-Operating-Laboratory Supplies	Supplies	42,514	41,215	40,442	43,000	43,000	43,000	43,860	44,737	45,632	46,545
620	WW Oper - Water Treatm	620-06-604-603-423006	Supplies-Repair & Maint-Small Tools & Equipment	Supplies	9,936	10,215	2,967	8,600	13,743	8,600	8,772	8,947	9,126	9,309
620	WW Oper - Water Treatm	620-06-604-603-423013	Supplies-Repair & Maint-Materials & Supplies	Supplies	5,105	18,954	14,332	16,000	16,000	16,000	16,320	16,646	16,979	17,319
620	WW Oper - Water Treatm	620-06-604-603-431000	Services & Charges-Professional-Other Professional Svcs	Professional Services	27,687	50,587	162,538	33,060	124,978	83,060	84,721	86,415	88,143	89,906
620	WW Oper - Water Treatm	620-06-604-603-431015	Services & Charges-Professional-Laboratory Water Testing	Professional Services	24,265	26,836	16,184	30,000	30,000	30,000	30,600	31,212	31,836	32,473
620	WW Oper - Water Treatm	620-06-604-603-432004	Services & Charges-Communication & Transp-Telecommunications	Other Services & Charges	36,231	30,834	31,185	40,000	40,000	40,000	40,800	41,616	42,448	43,297
620	WW Oper - Water Treatm	620-06-604-603-433001	Services & Charges-Printing & Ad-Outside Printing Services	Printing & Advertising	-	-	-	100	100	100	102	104	106	108
620	WW Oper - Water Treatm	620-06-604-603-435002	Services & Charges-Utility Services-Natural Gas	Utilities	29,323	31,109	24,316	45,000	45,000	45,000	45,900	46,818	47,754	48,709
620	WW Oper - Water Treatm	620-06-604-603-439006	Services & Charges-Other-Education & Training	Education & Training	8,992	8,095	8,664	15,000	15,000	15,000	15,300	15,606	15,918	16,236
620	WW Oper - Water Treatm	620-06-604-603-439012	Services & Charges-Other-Uniform Services	Other Services & Charges	5,750	6,658	7,950	7,500	7,500	8,500	8,670	8,843	9,020	9,200
620	WW Maint - Water Treatm	620-06-604-604-423009	Supplies-Repair & Maint-Repair Parts	Supplies	342,504	267,588	291,278	250,000	277,439	275,000	280,500	286,110	291,832	297,669
620	WW Maint - Water Treatm	620-06-604-604-436001	Services & Charges-Repairs & Maint-Building R&M	Repairs & Maintenance	4,956	4,400	2,670	5,000	5,000	5,000	5,100	5,202	5,306	5,412
620	WW Maint - Water Treatm	620-06-604-604-436005	Services & Charges-Repairs & Maint-Other Equip R&M	Repairs & Maintenance	13,018	6,874	6,902	57,000	57,000	32,000	32,640	33,293	33,959	34,638
620	WW Maint - Water Treatm	620-06-604-604-437002	Services & Charges-Rentals-Equipment Rental	Other Services & Charges	-	1,103	607	1,000	1,000	1,000	1,020	1,040	1,061	1,082
620	WW Oper - Transmission	620-06-604-605-421002	Supplies-Office-Stationary & Printing	Supplies	3,140	3,878	14,343	12,000	12,000	12,000	12,240	12,485	12,735	12,990
620	WW Oper - Transmission	620-06-604-605-422000	Supplies-Operating-Other Operating Supplies	Supplies	4,718	369	-	-	-	-	-	-	-	-
620	WW Oper - Transmission	620-06-604-605-422006	Supplies-Operating-Computer Supplies & Equipment	Supplies	81,168	-	-	-	-	-	-	-	-	-
620	WW Oper - Transmission	620-06-604-605-422007	Supplies-Operating-Cleaning Supplies	Supplies	850	93	-	1,000	1,000	1,000	1,020	1,040	1,061	1,082
620	WW Oper - Transmission	620-06-604-605-422008	Supplies-Operating-Medical/Safety Supplies	Supplies	1,597	-	-	-	-	-	-	-	-	-
620	WW Oper - Transmission	620-06-604-605-422010	Supplies-Operating-Plants Chemicals Seed & Fertilizer	Supplies	-	-	-	500	500	500	510	520	530	541
620	WW Oper - Transmission	620-06-604-605-423001	Supplies-Repair & Maint-Building Materials	Supplies	2,744	14	-	2,500	2,500	2,500	2,550	2,601	2,653	2,706
620	WW Oper - Transmission	620-06-604-605-423006	Supplies-Repair & Maint-Small Tools & Equipment	Supplies	14,959	14,095	7,494	14,000	18,598	14,000	14,280	14,566	14,857	15,154
620	WW Oper - Transmission	620-06-604-605-423013	Supplies-Repair & Maint-Materials & Supplies	Supplies	36,313	92,991	48,605	98,500	190,553	148,500	151,470	154,499	157,589	160,741
620	WW Oper - Transmission	620-06-604-605-431000	Services & Charges-Professional-Other Professional Svcs	Professional Services	88,720	134,743	54,603	160,000	163,610	160,000	163,200	166,464	169,793	173,189
620	WW Oper - Transmission	620-06-604-605-433001	Services & Charges-Printing & Ad-Outside Printing Services	Printing & Advertising	-	598	603	1,350	1,350	1,350	1,377	1,405	1,433	1,462
620	WW Oper - Transmission	620-06-604-605-435001	Services & Charges-Utility Services-Electric	Utilities	8,539	9,398	14,972	10,000	10,000	12,000	12,240	12,485	12,735	12,990

Fun	Subdivision	Account	Main Account Description	Category Name	2018 ACTUAL	2019 ACTUAL	2020 ACTUAL	2021 ORIGINAL BUDGET	2021 AMENDED BUDGET	2022 PROPOSED BUDGET	2023 FORECAST	2024 FORECAST	2025 FORECAST	2026 FORECAST
620	WW Oper - Transmission	620-06-604-605-435002	Services & Charges-Utility Services-Natural Gas	Utilities	11,827	11,307	9,609	12,000	12,000	12,000	12,240	12,485	12,735	12,990
620	WW Oper - Transmission	620-06-604-605-436005	Services & Charges-Repairs & Maint-Other Equip R&M	Repairs & Maintenance	154	-	-	1,200	1,200	1,200	1,224	1,248	1,273	1,298
620	WW Oper - Transmission	620-06-604-605-439001	Services & Charges-Other-Other Contractual Services	Other Services & Charges	12,444	16,088	18,915	20,000	20,875	19,560	19,951	20,350	20,757	21,172
620	WW Oper - Transmission	620-06-604-605-439006	Services & Charges-Other-Education & Training	Education & Training	100	1,257	1,368	4,000	4,000	4,000	4,080	4,162	4,245	4,330
620	WW Oper - Transmission	620-06-604-605-439012	Services & Charges-Other-Uniform Services	Other Services & Charges	8,285	7,813	6,313	11,000	13,743	11,000	11,220	11,444	11,673	11,906
620	WW Maint - Transmission	620-06-604-606-422000	Supplies-Operating-Other Operating Supplies	Supplies	5,622	115	-	-	-	-	-	-	-	-
620	WW Maint - Transmission	620-06-604-606-422001	Supplies-Operating-C.S. Gasoline	Supplies	78,734	73,909	50,829	85,000	85,000	82,155	83,798	85,474	87,183	88,927
620	WW Maint - Transmission	620-06-604-606-423006	Supplies-Repair & Maint-Small Tools & Equipment	Supplies	17,476	18,472	19,383	25,000	25,360	25,000	25,500	26,010	26,530	27,061
620	WW Maint - Transmission	620-06-604-606-423007	Supplies-Repair & Maint-Concrete & Asphalt	Supplies	78,344	96,444	88,268	170,000	172,810	170,000	173,400	176,868	180,405	184,013
620	WW Maint - Transmission	620-06-604-606-423009	Supplies-Repair & Maint-Repair Parts	Supplies	99,746	139,632	76,349	2,500	2,500	2,500	2,550	2,601	2,653	2,706
620	WW Maint - Transmission	620-06-604-606-423013	Supplies-Repair & Maint-Materials & Supplies	Supplies	269,774	473,657	439,377	15,255	33,564	15,255	15,560	15,871	16,188	16,512
620	WW Maint - Transmission	620-06-604-606-423014	Supplies-Repair & Maint-Inventory Supplies	Supplies	-	-	-	467,000	467,000	467,000	476,340	485,867	495,584	505,496
620	WW Maint - Transmission	620-06-604-606-436001	Services & Charges-Repairs & Maint-Building R&M	Repairs & Maintenance	18,161	3,234	90,560	15,000	16,250	15,000	15,300	15,606	15,918	16,236
620	WW Maint - Transmission	620-06-604-606-436002	Services & Charges-Repairs & Maint-Office Equip R&M	Repairs & Maintenance	1,141	-	-	-	-	-	-	-	-	-
620	WW Maint - Transmission	620-06-604-606-436003	Services & Charges-Repairs & Maint-Auto Equip R&M	Repairs & Maintenance	69,507	83,119	83,659	215,000	207,000	215,000	219,300	223,686	228,160	232,723
620	WW Maint - Transmission	620-06-604-606-436005	Services & Charges-Repairs & Maint-Other Equip R&M	Repairs & Maintenance	951	900	1,216	3,500	3,500	3,500	3,570	3,641	3,714	3,788
620	WW Maint - Transmission	620-06-604-606-436006	Services & Charges-Repairs & Maint-Radio Equip R&M	Repairs & Maintenance	-	-	-	-	8,000	-	-	-	-	-
620	WW Maint - Transmission	620-06-604-606-436014	Services & Charges-Repairs & Maint-Stop Box Repairs	Repairs & Maintenance	76,175	68,118	-	-	-	-	-	-	-	-
620	WW Maint - Transmission	620-06-604-606-436015	Services & Charges-Repairs & Maint-Water System Repairs	Repairs & Maintenance	16,671	3,169	3,726	20,000	21,296	20,000	20,400	20,808	21,224	21,648
620	WW Maint - Transmission	620-06-604-606-438100	Services & Charges-Debt Service-Principal	Debt Service Principal	9,771	8,843	8,963	-	-	-	-	-	-	-
620	WW Maint - Transmission	620-06-604-606-438200	Services & Charges-Debt Service-Interest	Debt Service Interest & Fees	366	216	93	-	-	-	-	-	-	-
620	WW Maint - Transmission	620-06-604-606-439001	Services & Charges-Other-Other Contractual Services	Other Services & Charges	80,212	151,678	202,662	450,000	339,192	350,000	357,000	364,140	371,423	378,851
620	WW Maint - Transmission	620-06-604-606-439006	Services & Charges-Other-Education & Training	Education & Training	100	-	90	7,500	7,500	7,500	7,650	7,803	7,959	8,118
620	WW Maint - Transmission	620-06-604-606-439015	Services & Charges-Other-Plumbing Contractors	Other Services & Charges	790,529	1,030,000	1,273,527	1,041,115	1,130,725	1,141,115	1,163,937	1,187,216	1,210,960	1,235,180
620	WW Oper - Customer Acc	620-06-604-607-421000	Supplies-Office-Other Office Supplies	Supplies	7,448	4,702	-	-	-	-	-	-	-	-
620	WW Oper - Customer Acc	620-06-604-607-421002	Supplies-Office-Stationary & Printing	Supplies	8,476	15,499	11,833	8,000	9,200	10,000	10,200	10,404	10,612	10,824
620	WW Oper - Customer Acc	620-06-604-607-422008	Supplies-Operating-Medical/Safety Supplies	Supplies	550	8	174	1,000	1,000	1,000	1,020	1,040	1,061	1,082
620	WW Oper - Customer Acc	620-06-604-607-423001	Supplies-Repair & Maint-Building Materials	Supplies	260	36	88	300	300	300	306	312	318	324
620	WW Oper - Customer Acc	620-06-604-607-431000	Services & Charges-Professional-Other Professional Svcs	Professional Services	1,048	394,239	47,238	1,500	33,166	1,500	1,530	1,561	1,592	1,624
620	WW Oper - Customer Acc	620-06-604-607-431009	Services & Charges-Professional-Computer & Technology	Professional Services	-	-	81,657	-	12,771	-	-	-	-	-
620	WW Oper - Customer Acc	620-06-604-607-431014	Services & Charges-Professional-Collection Costs	Professional Services	9,623	20,193	26,937	30,000	30,000	30,000	30,600	31,212	31,836	32,473
620	WW Oper - Customer Acc	620-06-604-607-432002	Services & Charges-Communication & Transp-Mailing	Other Services & Charges	5,150	5,154	3,291	6,000	6,000	6,000	6,120	6,242	6,367	6,494
620	WW Oper - Customer Acc	620-06-604-607-433001	Services & Charges-Printing & Ad-Outside Printing Services	Printing & Advertising	-	-	758	1,000	1,000	1,000	1,020	1,040	1,061	1,082
620	WW Oper - Customer Acc	620-06-604-607-435001	Services & Charges-Utility Services-Electric	Utilities	4,212	4,436	4,344	4,500	4,500	4,500	4,590	4,682	4,776	4,872
620	WW Oper - Customer Acc	620-06-604-607-435002	Services & Charges-Utility Services-Natural Gas	Utilities	1,663	1,835	1,498	2,200	2,200	2,200	2,244	2,289	2,335	2,382
620	WW Oper - Customer Acc	620-06-604-607-436001	Services & Charges-Repairs & Maint-Building R&M	Repairs & Maintenance	1,722	17,234	6,521	5,000	6,500	5,000	5,100	5,202	5,306	5,412
620	WW Oper - Customer Acc	620-06-604-607-436002	Services & Charges-Repairs & Maint-Office Equip R&M	Repairs & Maintenance	8,918	-	-	-	-	-	-	-	-	-
620	WW Oper - Customer Acc	620-06-604-607-438100	Services & Charges-Debt Service-Principal	Debt Service Principal	1,055	-	-	-	-	-	-	-	-	-
620	WW Oper - Customer Acc	620-06-604-607-438200	Services & Charges-Debt Service-Interest	Debt Service Interest & Fees	31	-	-	-	-	-	-	-	-	-
620	WW Oper - Customer Acc	620-06-604-607-439001	Services & Charges-Other-Other Contractual Services	Other Services & Charges	672,924	893,979	871,710	1,132,915	1,179,551	1,083,465	1,105,134	1,127,237	1,149,782	1,172,778
620	WW Oper - Customer Acc	620-06-604-607-439003	Services & Charges-Other-Subscriptions	Other Services & Charges	-	384,448	168,564	-	460,961	-	-	-	-	-
620	WW Oper - Customer Acc	620-06-604-607-439006	Services & Charges-Other-Education & Training	Education & Training	1,799	990	-	3,000	14,000	3,000	3,060	3,121	3,183	3,247
620	WW Oper - Customer Acc	620-06-604-607-439012	Services & Charges-Other-Uniform Services	Other Services & Charges	1,408	1,441	789	2,100	2,745	2,100	2,142	2,185	2,229	2,274
620	WW Oper - Customer Acc	620-06-604-607-439099	Services & Charges-Other-Cashier Over/Short	Other Services & Charges	169	(72)	55	200	200	-	-	-	-	-
620	WW Oper - Customer Acc	620-06-604-607-439100	Services & Charges-Other-Refunds/Awards/Indemnities	Other Services & Charges	-	-	-	-	-	-	-	-	-	-
620	WW Oper - Customer Acc	620-06-604-607-439999	Services & Charges-Other-Bad Debt Expense	Other Services & Charges	91,163	77,370	99,420	150,000	150,000	100,000	109,000	109,000	109,000	109,000
620	WW Admin & General	620-06-604-608-410001	Personnel-Salaries & Wages-Salaried Wages	Salaries & Wages	1,569,776	1,294,395	1,382,603	1,470,636	1,470,636	1,651,787	1,684,419	1,717,706	1,751,664	1,786,298
620	WW Admin & General	620-06-604-608-410002	Personnel-Salaries & Wages-Teamster Wages	Salaries & Wages	1,568,202	1,597,630	1,632,748	1,776,088	1,776,088	1,737,603	1,754,975	1,772,520	1,790,247	1,808,159
620	WW Admin & General	620-06-604-608-410003	Personnel-Salaries & Wages-Permanent Part Time	Salaries & Wages	39,010	43,624	40,884	33,946	33,946	33,946	33,946	33,946	33,946	33,946
620	WW Admin & General	620-06-604-608-410004	Personnel-Salaries & Wages-Extra & Overtime	Salaries & Wages	205,597	212,597	202,418	255,000	255,000	255,000	255,950	258,510	261,095	263,710
620	WW Admin & General	620-06-604-608-410005	Personnel-Salaries & Wages-Seasonal & Interns	Salaries & Wages	19,207	28,604	13,772	52,224	52,224	52,224	52,224	52,224	52,224	52,224
620	WW Admin & General	620-06-604-608-410007	Personnel-Salaries & Wages-Longevity Pay	Salaries & Wages	6,521	9,950	5,100	6,550	6,550	6,550	6,550	6,550	6,550	6,550
620	WW Admin & General	620-06-604-608-410016	Personnel-Salaries & Wages-Supplemental Pay	Salaries & Wages	87,107	104,729	109,732	100,000	100,000	100,000	100,000	100,000	100,000	100,000
620	WW Admin & General	620-06-604-608-411001	Personnel-Employee Benefits-FICA Regular	Fringe Benefits	259,729	243,961	252,657	284,791	284,791	295,705	299,603	303,687	307,839	312,059
620	WW Admin & General	620-06-604-608-411004	Personnel-Employee Benefits-PERF Regular	Fringe Benefits	386,466	356,320	369,711	407,298	407,298	423,277	428,983	434,963	441,042	447,220
620	WW Admin & General	620-06-604-608-411005	Personnel-Employee Benefits-PERF Union	Fringe Benefits	22,078	19,796	17,761	32,414	32,414	31,836	32,111	32,413	32,718	33,025

Fun	Subdivision	Account	Main Account Description	Category Name	2018 ACTUAL	2019 ACTUAL	2020 ACTUAL	2021 ORIGINAL BUDGET	2021 AMENDED BUDGET	2022 PROPOSED BUDGET	2023 FORECAST	2024 FORECAST	2025 FORECAST	2026 FORECAST
620	WW Admin & General	620-06-604-608-411007	Personnel-Employee Benefits-Unemployment Comp	Fringe Benefits	-	-	333	974	974	6,002	4,562	4,626	4,691	4,758
620	WW Admin & General	620-06-604-608-411008	Personnel-Employee Benefits-Health Insurance	Fringe Benefits	953,867	610,311	752,934	738,137	738,137	921,767	1,057,767	1,142,767	1,193,767	1,244,767
620	WW Admin & General	620-06-604-608-411009	Personnel-Employee Benefits-Life Insurance	Fringe Benefits	7,917	7,370	7,670	8,040	8,040	8,160	8,160	8,160	8,160	8,160
620	WW Admin & General	620-06-604-608-411014	Personnel-Employee Benefits-Parental Leave	Fringe Benefits	8,661	7,306	11,695	12,629	12,629	13,128	12,546	12,722	12,902	13,084
620	WW Admin & General	620-06-604-608-411015	Personnel-Employee Benefits-Other Fringe Benefits	Fringe Benefits	2,000	1,600	(200)	3,000	3,000	3,000	3,000	3,000	3,000	3,000
620	WW Admin & General	620-06-604-608-411200	Personnel-Employee Benefits-Clothing Allowance	Fringe Benefits	1,159	1,843	2,503	5,000	5,000	5,000	5,000	5,000	5,000	5,000
620	WW Admin & General	620-06-604-608-411203	Personnel-Employee Benefits-Job Readiness Allow.	Fringe Benefits	17,638	18,169	17,000	18,275	18,275	18,275	18,275	18,275	18,275	18,275
620	WW Admin & General	620-06-604-608-411204	Personnel-Employee Benefits-Auto Allowance	Fringe Benefits	2,380	-	-	-	-	-	-	-	-	-
620	WW Admin & General	620-06-604-608-411205	Personnel-Employee Benefits-Parking Allowance	Fringe Benefits	16,665	15,912	5,885	17,160	17,160	17,160	17,503	17,853	18,210	18,574
620	WW Admin & General	620-06-604-608-411206	Personnel-Employee Benefits-Cell Phone Allowance	Fringe Benefits	6,232	4,425	5,035	5,040	5,040	5,040	5,040	5,040	5,040	5,040
620	WW Admin & General	620-06-604-608-421002	Supplies-Office-Stationary & Printing	Supplies	1,674	790	6,648	7,000	8,190	7,000	7,140	7,283	7,429	7,578
620	WW Admin & General	620-06-604-608-431000	Services & Charges-Professional-Other Professional Svcs	Professional Services	128,150	3,410	21,908	100,000	189,657	100,000	102,000	104,040	106,121	108,243
620	WW Admin & General	620-06-604-608-431001	Services & Charges-Professional-Legal Services	Professional Services	42,160	3,464	28,686	10,000	10,000	40,000	10,000	10,000	10,000	10,000
620	WW Admin & General	620-06-604-608-431002	Services & Charges-Professional-Engineering & Architectural	Professional Services	124,167	85,357	231,661	100,000	154,104	-	-	-	-	-
620	WW Admin & General	620-06-604-608-431004	Services & Charges-Professional-Accounting & Auditing	Professional Services	-	-	-	5,000	5,000	5,000	5,000	5,000	5,000	5,000
620	WW Admin & General	620-06-604-608-432002	Services & Charges-Communication & Transp-Mailing	Other Services & Charges	721	281	136	800	800	800	816	832	849	866
620	WW Admin & General	620-06-604-608-432003	Services & Charges-Communication & Transp-Travel	Travel	2,785	2,386	2,754	18,750	8,750	18,750	19,125	19,508	19,898	20,296
620	WW Admin & General	620-06-604-608-432004	Services & Charges-Communication & Transp-Telecommunications	Other Services & Charges	13,793	11,323	11,581	14,000	16,419	14,000	14,280	14,566	14,857	15,154
620	WW Admin & General	620-06-604-608-433001	Services & Charges-Printing & Ad-Outside Printing Services	Printing & Advertising	-	-	419	6,909	7,329	6,909	7,047	7,188	7,332	7,479
620	WW Admin & General	620-06-604-608-433002	Services & Charges-Printing & Ad-Publication of Legal Notice	Printing & Advertising	469	567	430	1,000	1,000	1,000	1,020	1,040	1,061	1,082
620	WW Admin & General	620-06-604-608-436002	Services & Charges-Repairs & Maint-Office Equip R&M	Repairs & Maintenance	3,230	-	-	-	-	-	-	-	-	-
620	WW Admin & General	620-06-604-608-436006	Services & Charges-Repairs & Maint-Radio Equip R&M	Repairs & Maintenance	-	-	-	3,500	3,500	-	-	-	-	-
620	WW Admin & General	620-06-604-608-437004	Services & Charges-Repairs-Building Rental	Other Services & Charges	52,825	53,796	54,362	54,929	54,929	56,287	57,646	59,005	60,546	62,362
620	WW Admin & General	620-06-604-608-438100	Services & Charges-Debt Service-Principal	Debt Service Principal	382,790	388,048	392,919	296,672	296,672	201,048	-	-	-	-
620	WW Admin & General	620-06-604-608-438200	Services & Charges-Debt Service-Interest	Debt Service Interest & Fees	35,208	22,798	15,432	8,065	8,065	3,132	-	-	-	-
620	WW Admin & General	620-06-604-608-439000	Services & Charges-Other-Misc Charges & Svcs	Other Services & Charges	39,643	43,700	43,700	45,000	45,000	45,000	45,900	46,818	47,754	48,709
620	WW Admin & General	620-06-604-608-439001	Services & Charges-Other-Other Contractual Services	Other Services & Charges	21,032	25,617	22,947	27,500	29,632	27,500	28,050	28,611	29,183	29,767
620	WW Admin & General	620-06-604-608-439003	Services & Charges-Other-Subscriptions	Other Services & Charges	-	11,250	-	-	-	-	-	-	-	-
620	WW Admin & General	620-06-604-608-439004	Services & Charges-Other-Dues & Memberships	Other Services & Charges	6,599	7,626	7,459	12,000	12,000	12,000	12,240	12,485	12,735	12,990
620	WW Admin & General	620-06-604-608-439006	Services & Charges-Other-Education & Training	Education & Training	340	285	200	3,175	3,175	3,175	3,239	3,304	3,370	3,437
620	WW Admin & General	620-06-604-608-439012	Services & Charges-Other-Uniform Services	Other Services & Charges	285	142	160	300	300	300	306	312	318	324
620	WW Admin & General	620-06-604-608-439022	Services & Charges-Other-Taxes & Licenses	Other Services & Charges	5	5	-	20	20	20	20	20	21	22
620	WW Admin & General	620-06-604-608-439025	Services & Charges-Other-State Gross Income Tax	Other Services & Charges	170,000	213,500	224,000	225,000	225,000	225,000	229,500	234,090	238,772	243,547
620	WW Admin & General	620-06-604-608-439100	Services & Charges-Other-Refunds/Awards/Indemnities	Other Services & Charges	-	-	1,000	-	-	-	-	-	-	-
620	WW Admin & General	620-06-604-608-451000	Other Uses-State Board of Accounts	Other Services & Charges	18,205	11,193	16,587	13,500	13,500	-	-	-	-	-
620	WW Admin & General	620-06-604-608-452000	Other Uses-Interfund Transfer Out-Transfers Out	Interfund Transfers Out	2,047,442	5,539,552	5,166,931	4,954,548	4,954,548	6,649,430	5,320,675	6,422,321	6,559,818	5,207,242
620	WW Admin & General	620-06-604-608-452001	Other Uses-Interfund Transfer Out-PILOT	PILOT	1,730,831	1,662,624	1,629,442	1,611,201	1,611,201	1,613,639	1,613,639	1,613,639	1,613,639	1,613,639
620	WW Admin & General	620-06-604-608-452002	Other Uses-Interfund Transfer Out-Allocations-Admin Cost	Interfund Allocations	574,371	597,803	848,561	778,888	778,888	793,629	805,533	817,616	829,880	842,328
620	WW Admin & General	620-06-604-608-452003	Other Uses-Interfund Transfer Out-Allocations-IT	Interfund Allocations	588,214	687,065	639,405	773,734	773,734	834,669	862,875	876,550	875,228	891,534
620	WW Admin & General	620-06-604-608-452004	Other Uses-Interfund Transfer Out-Allocations-Liability Ins	Interfund Allocations	158,252	193,032	172,436	189,743	189,743	178,414	180,198	182,000	183,820	185,658
620	WW Admin & General	620-06-604-608-452006	Other Uses-Interfund Transfer Out-Allocations-Print Shop	Interfund Allocations	5,197	7,538	-	-	-	-	-	-	-	-
620	WW Admin & General	620-06-604-608-452007	Other Uses-Interfund Transfer Out-Allocations-Central Stores	Interfund Allocations	13,484	19,630	-	-	-	-	-	-	-	-
620	WW Admin & General	620-06-604-608-452008	Other Uses-Interfund Transfer Out-Allocations-Payroll Cost	Interfund Allocations	-	474,284	494,691	497,796	497,796	521,731	528,514	535,385	542,345	549,395
620	WW Admin & General	620-06-604-608-452009	Other Uses-Interfund Transfer Out-Allocations-Facilities Mgt	Interfund Allocations	-	-	29,241	27,632	27,632	35,930	35,930	36,382	37,053	37,053
622	WW Capital	622-06-604-620-443001	Capital Outlay-Buildings-Building Improvements	Capital	-	18,000	565,155	-	129,380	-	-	-	-	-
622	WW Capital	622-06-604-620-445000	Capital Outlay-Machinery & Equip-Motor Equipment	Capital	499,300	627,383	28,104	429,000	717,475	462,000	496,000	388,000	540,000	940,000
622	WW Capital	622-06-604-620-445008	Capital Outlay-Machinery & Equip-Other Equipment	Capital	12,995	10,574	77,052	44,000	48,800	25,000	-	109,000	-	40,000
624	WW Admin & General	624-06-604-608-452000	Other Uses-Interfund Transfer Out-Transfers Out	Interfund Transfers Out	24,957	34,076	16,448	17,381	17,381	-	-	-	-	-
625	WW Admin & General	625-06-604-608-452000	Other Uses-Interfund Transfer Out-Transfers Out	Interfund Transfers Out	15,827	25,229	10,069	24,269	24,269	-	-	-	-	-
625	WW Debt Service	625-06-604-621-438100	Services & Charges-Debt Service-Principal	Debt Service Principal	-	2,653,962	1,058,099	1,093,877	1,093,877	1,939,273	1,749,723	2,546,054	2,616,283	2,692,131
625	WW Debt Service	625-06-604-621-438200	Services & Charges-Debt Service-Interest	Debt Service Interest & Fees	283,967	802,857	442,037	416,171	416,171	721,657	673,452	977,767	907,035	833,611
625	WW Debt Service	625-06-604-621-438300	Services & Charges-Debt Service-Paying Agent Fees	Debt Service Interest & Fees	1,000	1,000	1,000	1,500	1,500	1,500	1,500	1,500	1,500	1,500
626	WW Admin & General	626-06-604-608-452000	Other Uses-Interfund Transfer Out-Transfers Out	Interfund Transfers Out	24,000	34,582	20,000	20,000	20,000	-	-	-	-	-
629	WW Admin & General	629-06-604-608-452000	Other Uses-Interfund Transfer Out-Transfers Out	Interfund Transfers Out	43,905	65,938	37,210	41,884	41,884	-	-	-	-	-
640	Sewer Repair	640-06-602-510-410001	Personnel-Salaries & Wages-Salaried Wages	Salaries & Wages	94,140	58,716	59,890	60,070	60,070	61,271	62,496	63,746	65,021	66,321
640	Sewer Repair	640-06-602-510-410002	Personnel-Salaries & Wages-Teamster Wages	Salaries & Wages	43,635	44,161	44,688	44,926	44,926	45,552	46,008	46,467	46,931	47,400

Fun	Subdivision	Account	Main Account Description	Category Name	2018 ACTUAL	2019 ACTUAL	2020 ACTUAL	2021 ORIGINAL BUDGET	2021 AMENDED BUDGET	2022 PROPOSED BUDGET	2023 FORECAST	2024 FORECAST	2025 FORECAST	2026 FORECAST
640	Sewer Repair	640-06-602-510-410004	Personnel-Salaries & Wages-Extra & Overtime	Salaries & Wages	3,300	1,632	3,699	2,677	5,277	9,987	9,966	10,066	10,167	10,269
640	Sewer Repair	640-06-602-510-410007	Personnel-Salaries & Wages-Longevity Pay	Salaries & Wages	150	150	200	200	200	200	200	200	250	250
640	Sewer Repair	640-06-602-510-410014	Personnel-Salaries & Wages-Contract Add Pays	Salaries & Wages	7,073	3,682	7,650	8,080	8,080	9,811	10,004	10,104	10,205	10,307
640	Sewer Repair	640-06-602-510-411001	Personnel-Employee Benefits-FICA Regular	Fringe Benefits	11,112	8,103	8,671	8,986	8,986	9,817	9,959	10,105	10,257	10,408
640	Sewer Repair	640-06-602-510-411004	Personnel-Employee Benefits-PERF Regular	Fringe Benefits	16,802	12,312	13,175	13,155	13,155	14,373	14,580	14,794	15,017	15,238
640	Sewer Repair	640-06-602-510-411005	Personnel-Employee Benefits-PERF Union	Fringe Benefits	825	758	856	851	851	996	1,005	1,015	1,026	1,036
640	Sewer Repair	640-06-602-510-411007	Personnel-Employee Benefits-Unemployment Comp	Fringe Benefits	-	-	12	31	31	203	154	157	159	161
640	Sewer Repair	640-06-602-510-411008	Personnel-Employee Benefits-Health Insurance	Fringe Benefits	38,605	20,875	26,237	23,221	22,821	27,111	31,111	33,611	35,111	36,611
640	Sewer Repair	640-06-602-510-411009	Personnel-Employee Benefits-Life Insurance	Fringe Benefits	318	240	240	240	240	240	240	240	240	240
640	Sewer Repair	640-06-602-510-411014	Personnel-Employee Benefits-Parental Leave	Fringe Benefits	380	274	410	406	406	444	425	431	437	444
640	Sewer Repair	640-06-602-510-411015	Personnel-Employee Benefits-Other Fringe Benefits	Fringe Benefits	-	200	-	-	400	200	200	200	200	200
640	Sewer Repair	640-06-602-510-411203	Personnel-Employee Benefits-Job Readiness Allow.	Fringe Benefits	425	425	425	425	425	425	425	425	425	425
640	Sewer Repair	640-06-602-510-411206	Personnel-Employee Benefits-Cell Phone Allowance	Fringe Benefits	1,295	1,080	1,080	1,080	1,080	1,080	1,080	1,080	1,080	1,080
640	Sewer Repair	640-06-602-510-421002	Supplies-Office-Stationary & Printing	Supplies	289	-	-	-	-	-	-	-	-	-
640	Sewer Repair	640-06-602-510-422000	Supplies-Operating-Other Operating Supplies	Supplies	-	180	704	5,750	5,750	3,000	3,000	3,000	3,000	3,000
640	Sewer Repair	640-06-602-510-422001	Supplies-Operating-C.S. Gasoline	Supplies	2,299	1,638	-	2,500	2,500	2,000	2,040	2,081	2,123	2,165
640	Sewer Repair	640-06-602-510-422005	Supplies-Operating-Uniforms	Supplies	345	289	327	325	325	500	1,905	1,905	1,905	1,905
640	Sewer Repair	640-06-602-510-423005	Supplies-Repair & Maint-Sewer Maint Materials	Supplies	29,582	27,226	25,514	29,900	63,604	60,000	61,200	62,424	63,672	64,945
640	Sewer Repair	640-06-602-510-433001	Services & Charges-Printing & Ad-Outside Printing Services	Printing & Advertising	-	-	-	700	700	350	350	200	200	200
640	Sewer Repair	640-06-602-510-436003	Services & Charges-Repairs & Maint-Auto Equip R&M	Repairs & Maintenance	783	1,244	1,056	1,000	1,000	1,000	1,050	1,103	1,158	1,216
640	Sewer Repair	640-06-602-510-436007	Services & Charges-Repairs & Maint-Sewer R&M	Repairs & Maintenance	249,859	290,303	506,171	347,601	520,774	400,000	400,000	400,000	400,000	400,000
640	Sewer Repair	640-06-602-510-439100	Services & Charges-Other-Refunds/Awards/Indemnities	Other Services & Charges	-	-	6,875	-	-	-	-	-	-	-
640	Sewer Repair	640-06-602-510-439999	Services & Charges-Other-Bad Debt Expense	Other Services & Charges	6,150	3,828	3,705	6,500	6,500	6,500	6,500	6,500	6,500	6,500
640	Sewer Repair	640-06-602-510-452002	Other Uses-Interfund Transfer Out-Allocations-Admin Cost	Interfund Allocations	17,763	20,457	24,608	31,973	31,973	34,387	34,903	35,427	35,958	36,497
640	Sewer Repair	640-06-602-510-452004	Other Uses-Interfund Transfer Out-Allocations-Liability Ins	Interfund Allocations	105	477	394	-	-	-	-	-	-	-
640	Sewer Repair	640-06-602-510-452008	Other Uses-Interfund Transfer Out-Allocations-Payroll Cost	Interfund Allocations	-	54,561	59,509	59,928	59,928	61,808	62,612	63,426	64,250	65,085
641	Sewers	641-06-602-509-410001	Personnel-Salaries & Wages-Salaried Wages	Salaries & Wages	485,642	287,042	322,441	328,530	328,530	338,836	345,592	352,484	359,514	366,685
641	Sewers	641-06-602-509-410002	Personnel-Salaries & Wages-Teamster Wages	Salaries & Wages	1,107,418	1,110,298	1,094,597	1,214,076	1,214,076	1,210,068	1,221,622	1,233,503	1,245,505	1,257,623
641	Sewers	641-06-602-509-410003	Personnel-Salaries & Wages-Permanent Part Time	Salaries & Wages	77,647	76,186	65,814	94,100	94,100	123,053	125,514	128,024	130,584	133,196
641	Sewers	641-06-602-509-410004	Personnel-Salaries & Wages-Extra & Overtime	Salaries & Wages	174,209	145,631	98,567	175,526	175,526	169,064	170,755	172,463	174,188	175,930
641	Sewers	641-06-602-509-410005	Personnel-Salaries & Wages-Seasonal & Interns	Salaries & Wages	22,603	41,211	32,533	76,378	76,378	99,840	100,838	101,846	102,865	103,893
641	Sewers	641-06-602-509-410007	Personnel-Salaries & Wages-Longevity Pay	Salaries & Wages	3,342	2,800	2,350	2,100	2,100	2,700	3,500	4,350	5,100	6,000
641	Sewers	641-06-602-509-410017	Personnel-Salaries & Wages-Stand By Pay	Salaries & Wages	86,503	91,069	96,294	147,499	147,499	162,032	163,652	165,289	166,942	168,612
641	Sewers	641-06-602-509-411001	Personnel-Employee Benefits-FICA Regular	Fringe Benefits	147,177	132,224	129,101	157,320	157,320	162,475	164,455	166,481	168,527	170,611
641	Sewers	641-06-602-509-411004	Personnel-Employee Benefits-PERF Regular	Fringe Benefits	209,660	185,845	184,551	211,232	211,232	212,908	215,419	217,992	220,586	223,229
641	Sewers	641-06-602-509-411005	Personnel-Employee Benefits-PERF Union	Fringe Benefits	18,087	14,543	11,939	23,322	23,322	23,392	23,627	23,868	24,110	24,357
641	Sewers	641-06-602-509-411007	Personnel-Employee Benefits-Unemployment Comp	Fringe Benefits	-	-	161	463	463	3,012	2,286	2,314	2,341	2,370
641	Sewers	641-06-602-509-411008	Personnel-Employee Benefits-Health Insurance	Fringe Benefits	498,319	317,136	418,007	406,364	406,364	474,439	544,439	588,189	614,439	640,689
641	Sewers	641-06-602-509-411009	Personnel-Employee Benefits-Life Insurance	Fringe Benefits	4,212	3,824	4,075	4,200	4,200	4,200	4,200	4,200	4,200	4,200
641	Sewers	641-06-602-509-411014	Personnel-Employee Benefits-Parental Leave	Fringe Benefits	4,602	3,825	5,647	6,537	6,537	6,589	6,287	6,363	6,439	6,517
641	Sewers	641-06-602-509-411015	Personnel-Employee Benefits-Other Fringe Benefits	Fringe Benefits	2,500	4,000	-	4,000	4,000	5,800	5,800	5,800	5,800	5,800
641	Sewers	641-06-602-509-411203	Personnel-Employee Benefits-Job Readiness Allow.	Fringe Benefits	10,795	11,900	12,325	12,325	12,325	12,325	12,325	12,325	12,325	12,325
641	Sewers	641-06-602-509-411204	Personnel-Employee Benefits-Auto Allowance	Fringe Benefits	1,284	-	-	-	-	-	-	-	-	-
641	Sewers	641-06-602-509-411206	Personnel-Employee Benefits-Cell Phone Allowance	Fringe Benefits	3,878	2,915	2,640	5,940	5,940	5,940	5,940	5,940	5,940	5,940
641	Sewers	641-06-602-509-421002	Supplies-Office-Stationary & Printing	Supplies	2,824	3,092	2,739	5,100	35,100	2,500	2,500	2,500	2,500	2,500
641	Sewers	641-06-602-509-422000	Supplies-Operating-Other Operating Supplies	Supplies	16,924	8,389	21,148	45,000	45,515	60,000	60,000	60,000	60,000	60,000
641	Sewers	641-06-602-509-422002	Supplies-Operating-Diesel/CNG	Supplies	130,427	122,779	102,002	130,000	130,000	136,827	139,564	142,355	145,202	148,106
641	Sewers	641-06-602-509-422005	Supplies-Operating-Uniforms	Supplies	7,831	7,334	7,629	9,375	9,375	13,475	13,475	13,475	13,475	13,475
641	Sewers	641-06-602-509-422006	Supplies-Operating-Computer Supplies & Equipment	Supplies	1,291	-	-	-	-	-	-	-	-	-
641	Sewers	641-06-602-509-422007	Supplies-Operating-Cleaning Supplies	Supplies	1,495	1,482	1,456	5,000	5,000	5,000	5,000	5,000	5,000	5,000
641	Sewers	641-06-602-509-422008	Supplies-Operating-Medical/Safety Supplies	Supplies	2,793	2,814	4,803	7,500	7,500	7,500	7,500	7,500	7,500	7,500
641	Sewers	641-06-602-509-423002	Supplies-Repair & Maint-Street Material	Supplies	105,877	129,669	87,107	175,000	170,078	175,000	175,000	175,000	175,000	175,000
641	Sewers	641-06-602-509-423004	Supplies-Repair & Maint-Sewer Construction Materials	Supplies	73,176	50,996	78,792	110,000	131,548	110,000	110,000	110,000	110,000	110,000
641	Sewers	641-06-602-509-423005	Supplies-Repair & Maint-Sewer Maint Materials	Supplies	48,060	40,909	86,451	110,000	100,000	110,000	110,000	110,000	110,000	110,000
641	Sewers	641-06-602-509-423006	Supplies-Repair & Maint-Small Tools & Equipment	Supplies	19,726	17,447	10,358	45,000	47,922	45,000	45,000	45,000	45,000	45,000
641	Sewers	641-06-602-509-423008	Supplies-Repair & Maint-Salt & Winter Materials	Supplies	51,576	90,593	77,720	-	-	-	-	-	-	-

Fun	Subdivision	Account	Main Account Description	Category Name	2018 ACTUAL	2019 ACTUAL	2020 ACTUAL	2021 ORIGINAL BUDGET	2021 AMENDED BUDGET	2022 PROPOSED BUDGET	2023 FORECAST	2024 FORECAST	2025 FORECAST	2026 FORECAST
641	Sewers	641-06-602-509-431001	Services & Charges-Professional-Legal Services	Professional Services	-	-	-	1,000	1,000	-	-	-	-	-
641	Sewers	641-06-602-509-432003	Services & Charges-Communication & Transp-Travel	Travel	2,128	4,615	4,295	15,000	15,000	5,000	5,000	5,000	5,000	5,000
641	Sewers	641-06-602-509-432004	Services & Charges-Communication & Transp-Telecommunications	Other Services & Charges	3,178	1,400	1,113	1,440	1,470	1,440	1,440	1,440	1,440	1,440
641	Sewers	641-06-602-509-433001	Services & Charges-Printing & Ad-Outside Printing Services	Printing & Advertising	-	-	-	4,462	4,462	2,000	2,000	2,000	2,000	2,000
641	Sewers	641-06-602-509-433002	Services & Charges-Printing & Ad-Publication of Legal Notice	Printing & Advertising	81	69	23	750	750	250	250	250	250	250
641	Sewers	641-06-602-509-435001	Services & Charges-Utility Services-Electric	Utilities	16,319	17,588	15,419	19,685	19,685	23,148	23,611	24,083	24,565	25,056
641	Sewers	641-06-602-509-435002	Services & Charges-Utility Services-Natural Gas	Utilities	12,879	14,305	11,318	15,675	15,675	17,583	17,935	18,294	18,660	19,033
641	Sewers	641-06-602-509-435004	Services & Charges-Utility Services-Water	Utilities	6,440	6,400	8,187	7,500	9,250	11,125	11,348	11,575	11,807	12,043
641	Sewers	641-06-602-509-436001	Services & Charges-Repairs & Maint-Building R&M	Repairs & Maintenance	15,811	34,841	19,270	71,350	77,669	84,350	88,568	92,996	97,646	102,528
641	Sewers	641-06-602-509-436002	Services & Charges-Repairs & Maint-Office Equip R&M	Repairs & Maintenance	1,852	-	-	-	-	-	-	-	-	-
641	Sewers	641-06-602-509-436003	Services & Charges-Repairs & Maint-Auto Equip R&M	Repairs & Maintenance	445,160	536,124	532,278	500,000	500,000	525,000	551,250	578,813	607,754	638,142
641	Sewers	641-06-602-509-436005	Services & Charges-Repairs & Maint-Other Equip R&M	Repairs & Maintenance	505	-	-	4,000	4,000	4,000	4,000	4,000	4,000	4,000
641	Sewers	641-06-602-509-436006	Services & Charges-Repairs & Maint-Radio Equip R&M	Repairs & Maintenance	9,687	8,621	10,299	6,500	6,500	8,000	8,000	8,000	8,000	8,000
641	Sewers	641-06-602-509-436007	Services & Charges-Repairs & Maint-Sewer R&M	Repairs & Maintenance	9,553	14,841	14,580	30,000	32,132	30,000	30,000	30,000	30,000	30,000
641	Sewers	641-06-602-509-437002	Services & Charges-Rentals-Equipment Rental	Other Services & Charges	16,322	-	11,030	30,000	30,000	30,000	30,000	30,000	30,000	30,000
641	Sewers	641-06-602-509-438100	Services & Charges-Debt Service-Principal	Debt Service Principal	102,319	55,379	6,984	-	-	-	-	-	-	-
641	Sewers	641-06-602-509-438200	Services & Charges-Debt Service-Interest	Debt Service Interest & Fees	2,008	733	73	-	-	-	-	-	-	-
641	Sewers	641-06-602-509-439000	Services & Charges-Other-Misc Charges & Svcs	Other Services & Charges	7,652	4,938	52	11,615	11,615	11,615	11,615	11,615	11,615	11,615
641	Sewers	641-06-602-509-439001	Services & Charges-Other-Other Contractual Services	Other Services & Charges	1,316,782	657,332	824,554	627,900	2,915,876	627,900	627,900	627,900	627,900	627,900
641	Sewers	641-06-602-509-439003	Services & Charges-Other-Subscriptions	Other Services & Charges	41	-	-	-	-	-	-	-	-	-
641	Sewers	641-06-602-509-439006	Services & Charges-Other-Education & Training	Education & Training	4,279	9,940	6,075	15,000	15,000	10,000	10,000	10,000	10,000	10,000
641	Sewers	641-06-602-509-439009	Services & Charges-Other-Trash Removal	Other Services & Charges	1,143	1,179	1,685	1,750	-	-	-	-	-	-
641	Sewers	641-06-602-509-439011	Services & Charges-Other-Waste Removal/Disposal	Other Services & Charges	41,648	59,659	56,299	72,500	72,500	72,500	72,500	72,500	72,500	72,500
641	Sewers	641-06-602-509-439999	Services & Charges-Other-Bad Debt Expense	Other Services & Charges	238,739	135,912	112,255	240,000	240,000	225,000	225,000	225,000	225,000	225,000
641	Sewers	641-06-602-509-452002	Other Uses-Interfund Transfer Out-Allocations-Admin Cost	Interfund Allocations	248,681	290,055	262,807	330,835	330,835	339,843	344,941	350,115	355,367	360,698
641	Sewers	641-06-602-509-452003	Other Uses-Interfund Transfer Out-Allocations-IT	Interfund Allocations	383,412	500,231	401,956	391,580	391,580	368,852	358,178	367,808	376,252	369,819
641	Sewers	641-06-602-509-452004	Other Uses-Interfund Transfer Out-Allocations-Liability Ins	Interfund Allocations	118,812	140,185	165,649	91,555	91,555	91,744	92,661	93,588	94,524	95,469
641	Sewers	641-06-602-509-452006	Other Uses-Interfund Transfer Out-Allocations-Print Shop	Interfund Allocations	2,449	3,750	-	-	-	-	-	-	-	-
641	Sewers	641-06-602-509-452007	Other Uses-Interfund Transfer Out-Allocations-Central Stores	Interfund Allocations	7,980	11,133	-	-	-	-	-	-	-	-
641	Sewers	641-06-602-509-452008	Other Uses-Interfund Transfer Out-Allocations-Payroll Cost	Interfund Allocations	-	375,501	388,205	426,031	426,031	475,507	481,688	487,950	494,294	500,720
641	Sewers	641-06-602-509-452009	Other Uses-Interfund Transfer Out-Allocations-Facilities Mgt	Interfund Allocations	-	-	1,099	1,145	1,145	1,276	1,276	1,292	1,316	1,316
641	Concrete Crew	641-06-602-511-410001	Personnel-Salaries & Wages-Salaried Wages	Salaries & Wages	60,173	-	-	-	-	-	-	-	-	-
641	Concrete Crew	641-06-602-511-410002	Personnel-Salaries & Wages-Teamster Wages	Salaries & Wages	123,446	156,739	157,425	174,477	174,477	174,449	176,172	177,914	179,673	181,448
641	Concrete Crew	641-06-602-511-410003	Personnel-Salaries & Wages-Permanent Part Time	Salaries & Wages	1,346	-	-	-	-	-	-	-	-	-
641	Concrete Crew	641-06-602-511-410004	Personnel-Salaries & Wages-Extra & Overtime	Salaries & Wages	13,166	10,177	3,995	16,006	16,006	38,122	38,503	38,888	39,277	39,670
641	Concrete Crew	641-06-602-511-410005	Personnel-Salaries & Wages-Seasonal & Interns	Salaries & Wages	-	-	-	-	-	-	-	-	-	-
641	Concrete Crew	641-06-602-511-410007	Personnel-Salaries & Wages-Longevity Pay	Salaries & Wages	-	450	450	500	500	500	500	500	500	1,000
641	Concrete Crew	641-06-602-511-410017	Personnel-Salaries & Wages-Stand By Pay	Salaries & Wages	3,718	3,000	6,749	21,141	21,141	24,913	25,162	25,414	25,668	25,925
641	Concrete Crew	641-06-602-511-411001	Personnel-Employee Benefits-FICA Regular	Fringe Benefits	15,061	12,697	12,679	16,408	16,408	18,386	18,566	18,748	18,951	19,156
641	Concrete Crew	641-06-602-511-411004	Personnel-Employee Benefits-PERF Regular	Fringe Benefits	22,721	19,294	18,869	24,022	24,022	26,919	27,182	27,449	27,746	28,045
641	Concrete Crew	641-06-602-511-411005	Personnel-Employee Benefits-PERF Union	Fringe Benefits	1,385	2,062	2,061	3,217	3,217	3,605	3,640	3,676	3,716	3,756
641	Concrete Crew	641-06-602-511-411007	Personnel-Employee Benefits-Unemployment Comp	Fringe Benefits	-	-	17	52	52	381	288	291	294	298
641	Concrete Crew	641-06-602-511-411008	Personnel-Employee Benefits-Health Insurance	Fringe Benefits	56,159	36,805	47,772	46,442	46,442	54,222	62,222	67,222	70,222	73,222
641	Concrete Crew	641-06-602-511-411009	Personnel-Employee Benefits-Life Insurance	Fringe Benefits	461	435	440	480	480	480	480	480	480	480
641	Concrete Crew	641-06-602-511-411014	Personnel-Employee Benefits-Parental Leave	Fringe Benefits	497	430	593	742	742	833	793	801	810	819
641	Concrete Crew	641-06-602-511-411015	Personnel-Employee Benefits-Other Fringe Benefits	Fringe Benefits	200	200	-	1,000	1,000	800	800	1,000	1,000	1,000
641	Concrete Crew	641-06-602-511-411203	Personnel-Employee Benefits-Job Readiness Allow.	Fringe Benefits	1,275	1,275	1,275	1,700	1,700	1,700	1,700	1,700	1,700	1,700
641	Concrete Crew	641-06-602-511-411204	Personnel-Employee Benefits-Auto Allowance	Fringe Benefits	798	-	-	-	-	-	-	-	-	-
641	Concrete Crew	641-06-602-511-411206	Personnel-Employee Benefits-Cell Phone Allowance	Fringe Benefits	311	385	-	660	660	660	660	660	660	660
641	Concrete Crew	641-06-602-511-422000	Supplies-Operating-Other Operating Supplies	Supplies	332	11,446	4,026	20,000	20,000	15,000	15,000	15,000	15,000	15,000
641	Concrete Crew	641-06-602-511-422002	Supplies-Operating-Diesel/CNG	Supplies	6,913	5,229	4,564	7,500	7,500	7,500	7,650	7,803	7,959	8,118
641	Concrete Crew	641-06-602-511-422005	Supplies-Operating-Uniforms	Supplies	439	860	1,102	1,350	1,350	1,350	1,350	1,350	1,350	1,350
641	Concrete Crew	641-06-602-511-423005	Supplies-Repair & Maint-Sewer Maint Materials	Supplies	51,226	49,358	28,882	33,000	33,000	33,000	33,668	34,333	35,020	35,720
641	Concrete Crew	641-06-602-511-423006	Supplies-Repair & Maint-Small Tools & Equipment	Supplies	5,423	1,655	3,221	10,581	10,581	8,500	8,500	8,500	8,500	8,500
641	Concrete Crew	641-06-602-511-436003	Services & Charges-Repairs & Maint-Auto Equip R&M	Repairs & Maintenance	7,051	6,092	8,231	8,500	8,200	8,500	8,925	9,371	9,840	10,332
641	Concrete Crew	641-06-602-511-436006	Services & Charges-Repairs & Maint-Radio Equip R&M	Repairs & Maintenance	-	-	800	-	300	-	-	-	-	-



Fun	Subdivision	Account	Main Account Description	Category Name	2018 ACTUAL	2019 ACTUAL	2020 ACTUAL	2021 ORIGINAL BUDGET	2021 AMENDED BUDGET	2022 PROPOSED BUDGET	2023 FORECAST	2024 FORECAST	2025 FORECAST	2026 FORECAST
641	Concrete Crew	641-06-602-511-452002	Other Uses-Interfund Transfer Out-Allocations-Admin Cost	Interfund Allocations	14,979	16,484	19,617	25,169	25,169	27,177	27,585	27,999	28,419	28,845
641	Concrete Crew	641-06-602-511-452004	Other Uses-Interfund Transfer Out-Allocations-Liability Ins	Interfund Allocations	417	715	6,946	5,419	5,419	3,970	4,010	4,050	4,091	4,132
641	Concrete Crew	641-06-602-511-452008	Other Uses-Interfund Transfer Out-Allocations-Payroll Cost	Interfund Allocations	-	82,529	86,796	95,772	95,772	99,888	101,187	102,502	103,835	105,185
641	Wastewater	641-06-605-514-410001	Personnel-Salaries & Wages-Salaried Wages	Salaries & Wages	1,410,856	1,244,169	1,266,790	1,301,217	1,301,217	1,327,243	1,353,788	1,380,862	1,408,480	1,436,651
641	Wastewater	641-06-605-514-410002	Personnel-Salaries & Wages-Teamster Wages	Salaries & Wages	948,063	956,776	997,738	1,086,295	1,086,295	1,086,096	1,096,520	1,107,045	1,117,676	1,128,417
641	Wastewater	641-06-605-514-410003	Personnel-Salaries & Wages-Permanent Part Time	Salaries & Wages	15,485	-	-	-	-	-	-	-	-	-
641	Wastewater	641-06-605-514-410004	Personnel-Salaries & Wages-Extra & Overtime	Salaries & Wages	130,009	172,632	179,063	159,900	159,900	159,900	159,900	159,900	159,900	159,900
641	Wastewater	641-06-605-514-410005	Personnel-Salaries & Wages-Seasonal & Interns	Salaries & Wages	-	3,090	-	20,480	20,480	20,480	20,480	20,480	20,480	20,480
641	Wastewater	641-06-605-514-410007	Personnel-Salaries & Wages-Longevity Pay	Salaries & Wages	3,825	4,367	3,258	5,200	5,200	5,200	5,200	5,200	5,200	5,200
641	Wastewater	641-06-605-514-410017	Personnel-Salaries & Wages-Stand By Pay	Salaries & Wages	97,198	94,644	96,029	113,152	113,152	120,000	113,152	113,152	113,152	113,152
641	Wastewater	641-06-605-514-411001	Personnel-Employee Benefits-FICA Regular	Fringe Benefits	195,570	185,328	188,831	207,022	207,022	209,521	211,825	214,702	217,628	220,605
641	Wastewater	641-06-605-514-411004	Personnel-Employee Benefits-PERF Regular	Fringe Benefits	292,820	279,757	284,446	300,797	300,797	304,456	307,830	312,041	316,325	320,683
641	Wastewater	641-06-605-514-411005	Personnel-Employee Benefits-PERF Union	Fringe Benefits	14,691	14,179	12,043	20,621	20,621	20,721	20,775	20,932	21,092	21,253
641	Wastewater	641-06-605-514-411007	Personnel-Employee Benefits-Unemployment Comp	Fringe Benefits	-	-	252	716	716	4,318	3,274	3,319	3,365	3,412
641	Wastewater	641-06-605-514-411008	Personnel-Employee Benefits-Health Insurance	Fringe Benefits	611,805	385,850	488,310	461,158	461,158	596,438	684,438	739,438	772,438	805,438
641	Wastewater	641-06-605-514-411009	Personnel-Employee Benefits-Life Insurance	Fringe Benefits	5,308	4,980	5,075	5,280	5,280	5,280	5,280	5,280	5,280	5,280
641	Wastewater	641-06-605-514-411014	Personnel-Employee Benefits-Parental Leave	Fringe Benefits	6,660	5,935	8,892	9,330	9,330	9,445	9,004	9,128	9,255	9,383
641	Wastewater	641-06-605-514-411015	Personnel-Employee Benefits-Other Fringe Benefits	Fringe Benefits	1,588	1,340	-	2,500	2,500	2,500	2,500	2,500	2,500	2,500
641	Wastewater	641-06-605-514-411203	Personnel-Employee Benefits-Job Readiness Allow.	Fringe Benefits	9,775	9,350	8,606	10,200	10,200	10,200	10,200	10,200	10,200	10,200
641	Wastewater	641-06-605-514-411204	Personnel-Employee Benefits-Auto Allowance	Fringe Benefits	2,570	1,800	1,800	1,800	1,800	1,800	1,800	1,800	1,800	1,800
641	Wastewater	641-06-605-514-411206	Personnel-Employee Benefits-Cell Phone Allowance	Fringe Benefits	8,747	7,350	7,060	7,920	7,920	7,920	7,920	7,920	7,920	7,920
641	Wastewater	641-06-605-514-421002	Supplies-Office-Stationary & Printing	Supplies	10,918	9,221	6,902	10,000	10,095	10,000	10,000	10,000	10,000	10,000
641	Wastewater	641-06-605-514-422000	Supplies-Operating-Other Operating Supplies	Supplies	-	-	15	-	-	-	-	-	-	-
641	Wastewater	641-06-605-514-422001	Supplies-Operating-C.S. Gasoline	Supplies	23,305	25,332	18,042	23,756	23,756	26,309	27,624	29,005	30,455	31,978
641	Wastewater	641-06-605-514-422002	Supplies-Operating-Diesel/CNG	Supplies	4,531	-	2,804	5,000	5,000	10,000	10,100	10,201	10,303	10,406
641	Wastewater	641-06-605-514-422004	Supplies-Operating-Oil	Supplies	17,785	8,198	13,838	14,000	17,917	18,000	18,900	19,845	20,837	21,879
641	Wastewater	641-06-605-514-422005	Supplies-Operating-Uniforms	Supplies	18,883	20,866	20,571	23,000	23,000	23,000	23,000	23,000	23,000	23,000
641	Wastewater	641-06-605-514-422006	Supplies-Operating-Computer Supplies & Equipment	Supplies	20,439	-	-	-	-	-	-	-	-	-
641	Wastewater	641-06-605-514-422007	Supplies-Operating-Cleaning Supplies	Supplies	3,773	5,214	6,261	5,000	5,104	5,000	5,000	5,000	5,000	5,000
641	Wastewater	641-06-605-514-422008	Supplies-Operating-Medical/Safety Supplies	Supplies	6,098	2,593	4,370	6,275	8,050	6,275	6,401	6,529	6,660	6,793
641	Wastewater	641-06-605-514-422012	Supplies-Operating-Water Treatment Chemicals	Supplies	273,560	355,704	337,442	405,038	516,492	445,810	468,101	491,506	516,081	541,885
641	Wastewater	641-06-605-514-422022	Supplies-Operating-Laboratory Supplies	Supplies	35,393	49,720	40,110	40,000	42,174	40,000	40,400	40,804	41,212	41,624
641	Wastewater	641-06-605-514-423006	Supplies-Repair & Maint-Small Tools & Equipment	Supplies	27,207	13,939	24,394	27,000	36,451	27,000	27,000	27,000	27,000	27,000
641	Wastewater	641-06-605-514-423009	Supplies-Repair & Maint-Repair Parts	Supplies	506,819	424,066	370,756	400,000	426,181	400,000	404,000	408,040	412,120	416,241
641	Wastewater	641-06-605-514-423013	Supplies-Repair & Maint-Materials & Supplies	Supplies	183,113	197,463	226,845	210,000	220,682	210,000	220,500	231,525	243,101	255,256
641	Wastewater	641-06-605-514-431000	Services & Charges-Professional-Other Professional Svcs	Professional Services	-	3,500	-	-	-	-	-	-	-	-
641	Wastewater	641-06-605-514-431001	Services & Charges-Professional-Legal Services	Professional Services	190,329	78,159	35,958	250,000	250,000	100,000	100,000	100,000	100,000	100,000
641	Wastewater	641-06-605-514-431004	Services & Charges-Professional-Accounting & Auditing	Professional Services	5,250	31,081	23,405	40,000	56,014	50,000	50,000	50,000	50,000	50,000
641	Wastewater	641-06-605-514-431013	Services & Charges-Professional-Contract Lab Analysis	Professional Services	30,631	27,849	32,439	60,000	60,000	60,000	63,000	66,150	69,458	72,931
641	Wastewater	641-06-605-514-432002	Services & Charges-Communication & Transp-Mailing	Other Services & Charges	2,670	3,034	2,881	5,000	5,000	5,000	5,000	5,000	5,000	5,000
641	Wastewater	641-06-605-514-432003	Services & Charges-Communication & Transp-Travel	Travel	12,792	5,218	772	30,000	30,000	30,000	30,000	30,000	30,000	30,000
641	Wastewater	641-06-605-514-432004	Services & Charges-Communication & Transp-Telecommunications	Other Services & Charges	9,000	7,729	9,885	6,600	6,600	6,600	6,666	6,733	6,800	6,868
641	Wastewater	641-06-605-514-433001	Services & Charges-Printing & Ad-Outside Printing Services	Printing & Advertising	-	-	284	1,199	1,199	1,199	1,211	1,223	1,235	1,247
641	Wastewater	641-06-605-514-433002	Services & Charges-Printing & Ad-Publication of Legal Notice	Printing & Advertising	570	228	542	3,000	3,000	3,000	3,000	3,000	3,000	3,000
641	Wastewater	641-06-605-514-435001	Services & Charges-Utility Services-Electric	Utilities	866,465	932,277	902,439	935,000	935,000	935,000	944,350	953,794	963,332	972,965
641	Wastewater	641-06-605-514-435002	Services & Charges-Utility Services-Natural Gas	Utilities	122,390	203,377	134,309	300,000	300,000	300,000	309,000	318,270	327,818	337,653
641	Wastewater	641-06-605-514-435004	Services & Charges-Utility Services-Water	Utilities	12,085	21,758	20,981	23,000	23,000	23,000	23,230	23,462	23,697	23,934
641	Wastewater	641-06-605-514-436001	Services & Charges-Repairs & Maint-Building R&M	Repairs & Maintenance	226,233	547,108	221,425	643,500	1,120,596	648,500	680,925	714,971	750,720	788,256
641	Wastewater	641-06-605-514-436003	Services & Charges-Repairs & Maint-Auto Equip R&M	Repairs & Maintenance	54,776	50,784	55,899	55,000	55,000	55,000	55,550	56,106	56,667	57,234
641	Wastewater	641-06-605-514-436005	Services & Charges-Repairs & Maint-Other Equip R&M	Repairs & Maintenance	197,965	772,519	369,421	398,000	462,118	398,000	417,900	438,795	460,735	483,772
641	Wastewater	641-06-605-514-436006	Services & Charges-Repairs & Maint-Radio Equip R&M	Repairs & Maintenance	2,285	3,416	13,929	2,500	2,500	2,500	2,500	2,500	2,500	2,500
641	Wastewater	641-06-605-514-438100	Services & Charges-Debt Service-Principal	Debt Service Principal	17,296	7,653	7,233	4,370	4,370	-	-	-	-	-
641	Wastewater	641-06-605-514-438200	Services & Charges-Debt Service-Interest	Debt Service Interest & Fees	1,985	644	331	91	91	-	-	-	-	-
641	Wastewater	641-06-605-514-439000	Services & Charges-Other-Misc Charges & Svcs	Other Services & Charges	-	-	-	100	100	100	100	100	100	100
641	Wastewater	641-06-605-514-439003	Services & Charges-Other-Subscriptions	Other Services & Charges	1,747	625,630	283,956	-	21,705	-	-	-	-	-
641	Wastewater	641-06-605-514-439004	Services & Charges-Other-Dues & Memberships	Other Services & Charges	18,220	19,825	19,352	28,500	32,000	28,500	28,500	28,500	28,500	28,500

Fun	Subdivision	Account	Main Account Description	Category Name	2018 ACTUAL	2019 ACTUAL	2020 ACTUAL	2021 ORIGINAL BUDGET	2021 AMENDED BUDGET	2022 PROPOSED BUDGET	2023 FORECAST	2024 FORECAST	2025 FORECAST	2026 FORECAST
641	Wastewater	641-06-605-514-439005	Services & Charges-Other-Bank & Credit Card Fees	Other Services & Charges	1,290	1,561	249	-	-	-	-	-	-	-
641	Wastewater	641-06-605-514-439006	Services & Charges-Other-Education & Training	Education & Training	8,559	7,945	5,439	24,000	24,000	24,000	24,000	24,000	24,000	24,000
641	Wastewater	641-06-605-514-439011	Services & Charges-Other-Waste Removal/Disposal	Other Services & Charges	57,663	113,770	107,836	72,000	107,836	100,000	105,000	110,250	115,763	121,551
641	Wastewater	641-06-605-514-439021	Services & Charges-Other-Basement Valve Program	Other Services & Charges	38,945	9,648	7,695	50,000	50,000	50,000	50,000	50,000	50,000	50,000
641	Wastewater	641-06-605-514-439023	Services & Charges-Other-Penalties/Fees	Other Services & Charges	2,080	-	-	3,000	2,830	3,000	3,000	3,000	3,000	3,000
641	Wastewater	641-06-605-514-439999	Services & Charges-Other-Bad Debt Expense	Other Services & Charges	6,417	7,212	46,106	-	170	-	-	-	-	-
641	Wastewater	641-06-605-514-451000	Other Uses-State Board of Accounts	Other Services & Charges	18,942	10,859	14,877	16,000	16,000	-	-	-	-	-
641	Wastewater	641-06-605-514-452000	Other Uses-Interfund Transfer Out-Transfers Out	Interfund Transfers Out	12,697,559	13,075,295	15,782,102	13,591,468	13,591,468	14,996,726	16,677,140	16,721,163	15,952,872	13,260,473
641	Wastewater	641-06-605-514-452001	Other Uses-Interfund Transfer Out-PILOT	PILOT	4,601,656	4,678,366	4,592,349	4,543,120	4,543,120	4,465,686	4,465,686	4,465,686	4,465,686	4,465,686
641	Wastewater	641-06-605-514-452002	Other Uses-Interfund Transfer Out-Allocations-Admin Cost	Interfund Allocations	1,041,111	1,250,680	1,254,547	1,692,103	1,692,103	1,793,227	1,820,125	1,847,427	1,875,138	1,903,265
641	Wastewater	641-06-605-514-452003	Other Uses-Interfund Transfer Out-Allocations-IT	Interfund Allocations	456,929	562,970	459,284	506,602	506,602	545,581	556,212	562,706	571,437	572,722
641	Wastewater	641-06-605-514-452004	Other Uses-Interfund Transfer Out-Allocations-Liability Ins	Interfund Allocations	208,803	253,364	253,826	432,085	432,085	439,243	443,635	448,071	452,552	457,078
641	Wastewater	641-06-605-514-452005	Other Uses-Interfund Transfer Out-Allocations-Utility Mgmt	Interfund Allocations	1,205,781	1,438,428	1,485,327	1,545,290	1,545,290	1,123,555	#REF!	#REF!	#REF!	#REF!
641	Wastewater	641-06-605-514-452006	Other Uses-Interfund Transfer Out-Allocations-Print Shop	Interfund Allocations	1,128	1,177	-	-	-	-	-	-	-	-
641	Wastewater	641-06-605-514-452007	Other Uses-Interfund Transfer Out-Allocations-Central Stores	Interfund Allocations	14,308	22,631	-	-	-	-	-	-	-	-
641	Wastewater	641-06-605-514-452008	Other Uses-Interfund Transfer Out-Allocations-Payroll Cost	Interfund Allocations	-	629,653	648,149	576,817	576,817	596,972	604,733	612,595	620,559	628,627
641	Wastewater	641-06-605-514-452009	Other Uses-Interfund Transfer Out-Allocations-Facilities Mgt	Interfund Allocations	-	-	37,212	40,769	40,769	49,475	49,475	50,093	51,021	51,021
641	Wastewater	641-06-605-514-453000	Other Uses-Interfund Loan	Interfund Transfers Out	-	-	250,000	-	-	-	-	-	-	-
641	Organic Resources	641-06-605-515-410001	Personnel-Salaries & Wages-Salaried Wages	Salaries & Wages	120,501	101,059	104,541	104,895	104,895	106,993	109,133	111,316	113,543	115,814
641	Organic Resources	641-06-605-515-410002	Personnel-Salaries & Wages-Teamster Wages	Salaries & Wages	163,499	151,758	166,285	168,048	168,048	167,980	169,660	171,356	173,068	174,800
641	Organic Resources	641-06-605-515-410004	Personnel-Salaries & Wages-Extra & Overtime	Salaries & Wages	9,567	10,383	11,067	38,592	38,592	38,592	38,301	38,301	38,301	38,301
641	Organic Resources	641-06-605-515-410007	Personnel-Salaries & Wages-Longevity Pay	Salaries & Wages	650	800	800	900	900	900	900	900	900	900
641	Organic Resources	641-06-605-515-410017	Personnel-Salaries & Wages-Stand By Pay	Salaries & Wages	10,631	9,940	10,035	10,553	10,553	10,553	10,495	10,495	10,495	10,495
641	Organic Resources	641-06-605-515-411001	Personnel-Employee Benefits-FICA Regular	Fringe Benefits	23,699	21,226	22,171	24,889	24,889	25,044	25,310	25,607	25,908	26,214
641	Organic Resources	641-06-605-515-411004	Personnel-Employee Benefits-PERF Regular	Fringe Benefits	34,532	30,946	33,089	36,439	36,439	36,666	37,055	37,490	37,931	38,379
641	Organic Resources	641-06-605-515-411005	Personnel-Employee Benefits-PERF Union	Fringe Benefits	2,100	1,919	2,149	3,297	3,297	3,296	3,316	3,341	3,367	3,393
641	Organic Resources	641-06-605-515-411007	Personnel-Employee Benefits-Unemployment Comp	Fringe Benefits	-	-	30	82	82	520	394	399	404	408
641	Organic Resources	641-06-605-515-411008	Personnel-Employee Benefits-Health Insurance	Fringe Benefits	53,637	35,898	54,806	39,842	39,842	81,332	93,332	100,832	105,332	109,832
641	Organic Resources	641-06-605-515-411009	Personnel-Employee Benefits-Life Insurance	Fringe Benefits	744	710	720	720	720	720	720	720	720	720
641	Organic Resources	641-06-605-515-411014	Personnel-Employee Benefits-Parental Leave	Fringe Benefits	790	699	1,029	1,130	1,130	1,138	1,084	1,097	1,110	1,123
641	Organic Resources	641-06-605-515-411015	Personnel-Employee Benefits-Other Fringe Benefits	Fringe Benefits	200	200	-	450	450	450	450	450	450	450
641	Organic Resources	641-06-605-515-411203	Personnel-Employee Benefits-Job Readiness Allow.	Fringe Benefits	1,700	1,700	1,700	1,700	1,700	1,700	1,700	1,700	1,700	1,700
641	Organic Resources	641-06-605-515-411204	Personnel-Employee Benefits-Auto Allowance	Fringe Benefits	740	-	-	-	-	-	-	-	-	-
641	Organic Resources	641-06-605-515-411206	Personnel-Employee Benefits-Cell Phone Allowance	Fringe Benefits	792	660	660	660	660	660	660	660	660	660
641	Organic Resources	641-06-605-515-412102	Supplies-Office-Stationary & Printing	Supplies	281	966	1,413	1,000	1,000	1,000	1,050	1,103	1,158	1,216
641	Organic Resources	641-06-605-515-422000	Supplies-Operating-Other Operating Supplies	Supplies	-	-	143	-	-	-	-	-	-	-
641	Organic Resources	641-06-605-515-422001	Supplies-Operating-C. S. Gasoline	Supplies	86,514	77,859	65,000	82,039	82,039	77,358	81,226	85,287	89,551	94,029
641	Organic Resources	641-06-605-515-422005	Supplies-Operating-Uniforms	Supplies	1,300	2,322	2,173	3,000	3,000	3,000	3,000	3,000	3,000	3,000
641	Organic Resources	641-06-605-515-422007	Supplies-Operating-Cleaning Supplies	Supplies	252	-	-	300	300	300	300	300	300	300
641	Organic Resources	641-06-605-515-422008	Supplies-Operating-Medical/Safety Supplies	Supplies	200	-	-	200	200	200	200	200	200	200
641	Organic Resources	641-06-605-515-423006	Supplies-Repair & Maint-Small Tools & Equipment	Supplies	171	318	79	-	-	-	-	-	-	-
641	Organic Resources	641-06-605-515-423009	Supplies-Repair & Maint-Repair Parts	Supplies	529	521	1,173	2,000	2,000	2,000	2,100	2,205	2,315	2,431
641	Organic Resources	641-06-605-515-423013	Supplies-Repair & Maint-Materials & Supplies	Supplies	232	736	2,535	3,000	3,000	3,000	3,000	3,000	3,000	3,000
641	Organic Resources	641-06-605-515-432000	Services & Charges-Communication & Transp-Other	Other Services & Charges	710	780	730	1,500	1,870	2,000	1,500	1,500	1,500	1,500
641	Organic Resources	641-06-605-515-432002	Services & Charges-Communication & Transp-Mailing	Other Services & Charges	211	172	119	300	300	300	315	331	348	365
641	Organic Resources	641-06-605-515-432003	Services & Charges-Communication & Transp-Travel	Travel	1,040	307	1,135	3,000	3,000	3,000	3,000	3,000	3,000	3,000
641	Organic Resources	641-06-605-515-433001	Services & Charges-Printing & Ad-Outside Printing Services	Printing & Advertising	-	-	-	100	100	100	102	104	106	108
641	Organic Resources	641-06-605-515-433002	Services & Charges-Printing & Ad-Publication of Legal Notice	Printing & Advertising	95	-	-	200	200	200	200	200	200	200
641	Organic Resources	641-06-605-515-435001	Services & Charges-Utility Services-Electric	Utilities	2,506	3,026	3,806	3,600	3,600	4,000	4,040	4,080	4,121	4,162
641	Organic Resources	641-06-605-515-435002	Services & Charges-Utility Services-Natural Gas	Utilities	5,675	7,113	3,694	7,000	7,000	7,000	7,210	7,426	7,649	7,878
641	Organic Resources	641-06-605-515-435004	Services & Charges-Utility Services-Water	Utilities	1,125	1,017	1,267	1,700	1,700	1,700	1,785	1,874	1,968	2,066
641	Organic Resources	641-06-605-515-436001	Services & Charges-Repairs & Maint-Building R&M	Repairs & Maintenance	5,499	7,408	3,904	50,000	50,000	75,000	20,000	20,000	20,000	20,000
641	Organic Resources	641-06-605-515-436003	Services & Charges-Repairs & Maint-Auto Equip R&M	Repairs & Maintenance	300,734	285,097	202,910	250,000	250,000	275,000	277,750	280,528	283,333	286,166
641	Organic Resources	641-06-605-515-436005	Services & Charges-Repairs & Maint-Other Equip R&M	Repairs & Maintenance	-	-	800	500	500	500	500	500	500	500
641	Organic Resources	641-06-605-515-436006	Services & Charges-Repairs & Maint-Radio Equip R&M	Repairs & Maintenance	1,476	442	2,054	1,500	1,500	1,500	1,500	1,500	1,500	1,500
641	Organic Resources	641-06-605-515-438100	Services & Charges-Debt Service-Principal	Debt Service Principal	482,499	500,993	500,044	290,045	290,045	188,483	-	-	-	-



Fun	Subdivision	Account	Main Account Description	Category Name	2018 ACTUAL	2019 ACTUAL	2020 ACTUAL	2021 ORIGINAL BUDGET	2021 AMENDED BUDGET	2022 PROPOSED BUDGET	2023 FORECAST	2024 FORECAST	2025 FORECAST	2026 FORECAST
641	Organic Resources	641-06-605-515-438200	Services & Charges-Debt Service-Interest	Debt Service Interest & Fees	37,603	24,408	15,874	7,725	7,725	2,936	-	-	-	-
641	Organic Resources	641-06-605-515-439001	Services & Charges-Other-Other Contractual Services	Other Services & Charges	87,165	165,487	149,258	132,950	132,950	132,950	132,950	132,950	132,950	132,950
641	Organic Resources	641-06-605-515-439004	Services & Charges-Other-Dues & Memberships	Other Services & Charges	70	-	1,100	1,400	1,400	1,400	1,400	1,400	1,400	1,400
641	Organic Resources	641-06-605-515-439005	Services & Charges-Other-Bank & Credit Card Fees	Other Services & Charges	-	-	1,564	1,300	1,300	1,500	1,500	1,500	1,500	1,500
641	Organic Resources	641-06-605-515-439006	Services & Charges-Other-Education & Training	Education & Training	110	-	608	2,500	2,500	2,500	2,500	2,500	2,500	2,500
641	Organic Resources	641-06-605-515-439011	Services & Charges-Other-Waste Removal/Disposal	Other Services & Charges	-	9,009	10,261	40,000	40,000	40,000	40,000	40,000	40,000	40,000
641	Organic Resources	641-06-605-515-439013	Services & Charges-Other-Closed Landfill Monitoring	Other Services & Charges	2,350	2,350	32,957	27,350	46,475	27,350	27,350	27,350	27,350	27,350
641	Organic Resources	641-06-605-515-439999	Services & Charges-Other-Bad Debt Expense	Other Services & Charges	-	-	58	-	-	-	-	-	-	-
641	Organic Resources	641-06-605-515-452002	Other Uses-Interfund Transfer Out-Allocations-Admin Cost	Interfund Allocations	53,452	56,806	63,701	80,526	80,526	79,193	80,381	81,587	82,811	84,053
641	Organic Resources	641-06-605-515-452003	Other Uses-Interfund Transfer Out-Allocations-IT	Interfund Allocations	59,508	63,403	43,523	35,594	35,594	56,534	47,688	48,598	49,256	50,473
641	Organic Resources	641-06-605-515-452004	Other Uses-Interfund Transfer Out-Allocations-Liability Ins	Interfund Allocations	1,251	1,430	37,141	6,080	6,080	5,524	5,579	5,635	5,691	5,748
641	Organic Resources	641-06-605-515-452007	Other Uses-Interfund Transfer Out-Allocations-Central Stores	Interfund Allocations	1,254	1,297	-	-	-	-	-	-	-	-
641	Organic Resources	641-06-605-515-452008	Other Uses-Interfund Transfer Out-Allocations-Payroll Cost	Interfund Allocations	-	28,434	29,239	29,209	29,209	30,939	31,341	31,748	32,161	32,579
641	Organic Resources	641-06-605-515-452009	Other Uses-Interfund Transfer Out-Allocations-Facilities Mgt	Interfund Allocations	-	-	308	364	364	358	358	362	369	369
642	Sewers	642-06-602-509-443001	Capital Outlay-Buildings-Building Improvements	Capital	-	-	-	250,000	250,000	-	-	-	-	-
642	Sewers	642-06-602-509-445000	Capital Outlay-Machinery & Equip-Motor Equipment	Capital	982,437	1,031,306	641,762	1,137,000	2,018,545	785,000	950,000	775,000	850,000	1,200,000
642	Sewers	642-06-602-509-445008	Capital Outlay-Machinery & Equip-Other Equipment	Capital	-	-	-	-	-	30,000	-	170,000	100,000	-
642	Wastewater	642-06-605-514-445000	Capital Outlay-Machinery & Equip-Motor Equipment	Capital	47,083	275,566	391,895	1,208,000	132,198	-	-	70,000	53,000	30,000
642	Wastewater	642-06-605-514-445006	Capital Outlay-Machinery & Equip-Computer Equip/Network	Capital	-	15,200	-	-	-	-	-	-	-	-
642	Wastewater	642-06-605-514-445008	Capital Outlay-Machinery & Equip-Other Equipment	Capital	-	-	106,684	10,000	73,065	-	-	10,000	-	-
642	Organic Resources	642-06-605-515-445000	Capital Outlay-Machinery & Equip-Motor Equipment	Capital	-	-	-	-	1,150,000	340,000	380,000	340,000	322,000	60,000
642	Organic Resources	642-06-605-515-445008	Capital Outlay-Machinery & Equip-Other Equipment	Capital	-	-	-	-	10,000	138,000	30,000	15,000	-	418,000
643	Wastewater	643-06-605-514-452000	Other Uses-Interfund Transfer Out-Transfers Out	Interfund Transfers Out	88,247	127,330	71,004	75,112	75,112	-	-	-	-	-
649	Wastewater	649-06-605-514-438100	Services & Charges-Debt Service-Principal	Debt Service Principal	7,147,038	5,931,732	11,716,557	6,176,519	6,176,519	8,765,804	8,984,774	9,219,872	8,726,118	5,863,541
649	Wastewater	649-06-605-514-438200	Services & Charges-Debt Service-Interest	Debt Service Interest & Fees	2,002,013	1,841,612	1,751,393	1,513,252	1,513,252	2,532,922	2,327,366	2,116,291	1,896,754	1,683,932
649	Wastewater	649-06-605-514-438300	Services & Charges-Debt Service-Paying Agent Fees	Debt Service Interest & Fees	2,800	2,950	3,325	5,000	5,000	5,000	5,000	5,000	5,000	5,000
649	Wastewater	649-06-605-514-438400	Services & Charges-Debt Service-Bond Issuance Costs	Debt Service Interest & Fees	-	-	193,896	-	-	-	-	-	-	-
653	Wastewater	653-06-605-514-452000	Other Uses-Interfund Transfer Out-Transfers Out	Interfund Transfers Out	-	-	322,566	-	-	-	-	-	-	-
654	Wastewater	654-06-605-514-452000	Other Uses-Interfund Transfer Out-Transfers Out	Interfund Transfers Out	-	-	6,318	5,578	5,578	-	-	-	-	-
655	Leaf Pickup	655-06-602-508-436003	Services & Charges-Repairs & Maint-Auto Equip R&M	Repairs & Maintenance	9,606	-	-	-	-	-	-	-	-	-
655	Leaf Pickup	655-06-602-508-438100	Services & Charges-Debt Service-Principal	Debt Service Principal	48,404	-	-	-	-	-	-	-	-	-
655	Leaf Pickup	655-06-602-508-438200	Services & Charges-Debt Service-Interest	Debt Service Interest & Fees	576	-	-	-	-	-	-	-	-	-
655	Leaf Pickup	655-06-602-508-452002	Other Uses-Interfund Transfer Out-Allocations-Admin Cost	Interfund Allocations	17,647	24,367	26,235	21,077	21,077	33,528	34,031	34,541	35,059	35,585
655	Leaf Pickup	655-06-602-508-452005	Other Uses-Interfund Transfer Out-Allocations-Utility Mgmt	Interfund Allocations	13,734	15,876	16,150	16,659	16,659	12,934	#REF!	#REF!	#REF!	#REF!
670	CC City Operations	670-11-230-295-423000	Supplies-Repair & Maint-Other R&M Supplies	Supplies	14,887	17,522	10,617	9,000	9,000	9,000	9,180	9,364	9,551	9,742
670	CC City Operations	670-11-230-295-436000	Services & Charges-Repairs & Maint-Other R&M	Repairs & Maintenance	-	-	2,124	-	-	-	-	-	-	-
670	CC City Operations	670-11-230-295-436001	Services & Charges-Repairs & Maint-Building R&M	Repairs & Maintenance	11,843	47,813	47,577	60,000	63,001	72,000	73,440	74,909	76,407	77,935
670	CC City Operations	670-11-230-295-436004	Services & Charges-Repairs & Maint-Computer Equip R&M	Repairs & Maintenance	3,617	614	533	5,500	6,294	7,000	7,140	7,283	7,429	7,578
670	CC City Operations	670-11-230-295-436005	Services & Charges-Repairs & Maint-Other Equip R&M	Repairs & Maintenance	21,271	53,215	24,296	34,500	33,500	35,000	35,700	36,414	37,142	37,885
670	CC City Operations	670-11-230-295-436006	Services & Charges-Repairs & Maint-Radio Equip R&M	Repairs & Maintenance	665	-	124	1,000	1,000	1,000	1,000	1,000	1,000	1,000
670	CC City Operations	670-11-230-295-452000	Other Uses-Interfund Transfer Out-Transfers Out	Interfund Transfers Out	-	90,752	93,939	97,217	97,217	100,688	104,255	107,819	111,485	115,254
670	CC City Operations	670-11-230-295-452002	Other Uses-Interfund Transfer Out-Allocations-Admin Cost	Interfund Allocations	-	-	55,660	72,523	72,523	76,845	77,998	79,168	80,356	81,561
670	CC City Operations	670-11-230-295-452003	Other Uses-Interfund Transfer Out-Allocations-IT	Interfund Allocations	-	96,180	51,538	60,862	60,862	61,008	62,188	62,037	62,383	51,337
670	CC City Operations	670-11-230-295-452004	Other Uses-Interfund Transfer Out-Allocations-Liability Ins	Interfund Allocations	-	38,295	39,014	42,745	42,745	41,955	42,375	42,799	43,227	43,659
670	CC City Operations	670-11-230-295-452009	Other Uses-Interfund Transfer Out-Allocations-Facilities Mgt	Interfund Allocations	-	-	7,396	11,776	11,776	11,200	11,200	11,340	11,550	11,550
670	CC Event Operations	670-11-230-296-436900	Services & Charges-Repairs & Maint-F&B R&M	Repairs & Maintenance	19,595	-	-	-	-	-	-	-	-	-
670	CC Event Operations	670-11-230-296-452000	Other Uses-Interfund Transfer Out-Transfers Out	Interfund Transfers Out	85,909	177,475	-	-	-	-	-	-	-	-
670	CC Event Operations	670-11-230-296-452003	Other Uses-Interfund Transfer Out-Allocations-IT	Interfund Allocations	-	27,905	15,936	59,289	59,289	53,551	57,472	58,924	58,867	59,830
671	CC Capital	671-11-230-297-443001	Capital Outlay-Buildings-Building Improvements	Capital	1,725	-	-	-	-	35,000	35,000	35,000	35,000	35,000
671	CC Capital	671-11-230-297-445007	Capital Outlay-Machinery & Equip-Materials & Equip	Capital	3,491	-	-	-	-	-	-	-	-	-
672	CC Debt Service	672-11-230-298-438100	Services & Charges-Debt Service-Principal	Debt Service Principal	162,702	280,090	285,614	291,274	291,274	297,175	303,221	309,315	315,561	321,964
672	CC Debt Service	672-11-230-298-438200	Services & Charges-Debt Service-Interest	Debt Service Interest & Fees	143,034	135,333	125,482	115,437	115,437	105,193	94,738	84,073	73,193	62,093
701	Fire Pension	701-09-091-096-410023	Personnel-Salaries & Wages-Pension Retired Personnel	Salaries & Wages	3,301,336	3,312,490	3,612,121	3,411,865	3,411,865	3,480,102	3,480,102	3,480,102	3,480,102	3,480,102
701	Fire Pension	701-09-091-096-410024	Personnel-Salaries & Wages-Pensions Current Year	Salaries & Wages	79,384	65,630	-	-	-	-	-	-	-	-
701	Fire Pension	701-09-091-096-410025	Personnel-Salaries & Wages-Pensions Dependents	Salaries & Wages	1,072,328	941,375	559,369	969,617	969,617	989,009	989,009	989,009	989,009	989,009
701	Fire Pension	701-09-091-096-410026	Personnel-Salaries & Wages-Deferred Retire Option Plan	Salaries & Wages	124,915	-	-	-	-	-	-	-	138,000	-

Fun	Subdivision	Account	Main Account Description	Category Name	2018 ACTUAL	2019 ACTUAL	2020 ACTUAL	2021 ORIGINAL BUDGET	2021 AMENDED BUDGET	2022 PROPOSED BUDGET	2023 FORECAST	2024 FORECAST	2025 FORECAST	2026 FORECAST
701	Fire Pension	701-09-091-096-410027	Personnel-Salaries & Wages-Death Benefits	Salaries & Wages	48,000	120,000	24,000	96,000	96,000	96,000	108,000	108,000	96,000	96,000
701	Fire Pension Admin	701-09-091-097-410001	Personnel-Salaries & Wages-Salaried Wages	Salaries & Wages	10,230	9,730	9,588	10,927	10,927	10,927	10,927	10,927	10,927	10,927
701	Fire Pension Admin	701-09-091-097-421002	Supplies-Office-Stationary & Printing	Supplies	67	-	-	100	100	100	100	100	100	100
701	Fire Pension Admin	701-09-091-097-431000	Services & Charges-Professional-Other Professional Svcs	Professional Services	3,202	4,000	3,500	4,000	4,000	4,000	4,000	4,000	4,000	4,000
701	Fire Pension Admin	701-09-091-097-431001	Services & Charges-Professional-Legal Services	Professional Services	-	-	-	2,000	2,000	2,000	2,000	2,000	2,000	2,000
701	Fire Pension Admin	701-09-091-097-432002	Services & Charges-Communication & Transp-Mailing	Other Services & Charges	919	1,126	679	1,400	1,400	1,400	1,400	1,400	1,400	1,400
701	Fire Pension Admin	701-09-091-097-432003	Services & Charges-Communication & Transp-Travel	Travel	-	-	-	350	350	350	350	350	350	350
702	Police Pension	702-08-081-086-410023	Personnel-Salaries & Wages-Pension Retired Personnel	Salaries & Wages	4,199,280	4,428,134	5,790,419	5,844,264	5,844,264	5,844,264	5,664,264	5,484,264	5,304,264	5,124,264
702	Police Pension	702-08-081-086-410024	Personnel-Salaries & Wages-Pensions Current Year	Salaries & Wages	38,728	31,791	-	-	-	-	-	-	-	-
702	Police Pension	702-08-081-086-410025	Personnel-Salaries & Wages-Pensions Dependents	Personnel-Salaries & Wages-Pensions Dependents	1,808,196	1,531,321	178,055	123,600	123,600	123,600	126,072	128,593	131,165	133,788
702	Police Pension	702-08-081-086-410026	Personnel-Salaries & Wages-Deferred Retire Option Plan	Salaries & Wages	84,767	254,301	137,053	-	-	-	-	-	-	-
702	Police Pension	702-08-081-086-410027	Personnel-Salaries & Wages-Death Benefits	Salaries & Wages	36,000	120,000	72,000	72,000	72,000	72,000	72,000	72,000	72,000	72,000
702	Police Pension Admin	702-08-081-087-410001	Personnel-Salaries & Wages-Salaried Wages	Salaries & Wages	8,990	9,108	9,027	9,476	9,476	9,476	9,666	9,859	10,056	10,056
702	Police Pension Admin	702-08-081-087-431000	Services & Charges-Professional-Other Professional Svcs	Professional Services	3,200	4,000	3,500	4,000	4,000	4,000	4,000	4,000	4,000	4,000
702	Police Pension Admin	702-08-081-087-431001	Services & Charges-Professional-Legal Services	Professional Services	-	-	-	2,500	2,500	2,500	2,500	2,500	2,500	2,500
702	Police Pension Admin	702-08-081-087-432002	Services & Charges-Communication & Transp-Mailing	Other Services & Charges	979	1,271	945	1,400	1,400	1,400	1,400	1,400	1,400	1,400
702	Police Pension Admin	702-08-081-087-432003	Services & Charges-Communication & Transp-Travel	Travel	-	-	-	500	500	500	500	500	500	500
705	Police K-9 Unit	705-08-080-084-439000	Services & Charges-Other-Misc Charges & Svcs	Other Services & Charges	601	-	-	-	-	-	-	-	-	-
705	Police K-9 Unit	705-08-080-084-452000	Other Uses-Interfund Transfer Out-Transfers Out	Interfund Transfers Out	-	-	-	-	-	2,520	-	-	-	-
711	Health Insurance	711-04-406-404-413100	Personnel-Other Personnel-Claims / Medical	Other Personnel Costs	9,784,737	9,522,826	8,801,889	10,768,544	10,768,544	10,686,973	11,221,322	11,782,388	12,371,507	12,990,082
711	Health Insurance	711-04-406-404-413101	Personnel-Other Personnel-Claims / Prescription Drug	Other Personnel Costs	2,457,099	2,864,906	2,784,074	3,269,768	3,269,768	3,269,742	3,433,229	3,604,890	3,785,135	3,974,392
711	Health Insurance	711-04-406-404-413102	Personnel-Other Personnel-Claims / Life Insurance	Other Personnel Costs	170,815	182,161	192,143	204,000	204,000	204,000	208,080	212,242	216,487	220,817
711	Health Insurance	711-04-406-404-413103	Personnel-Other Personnel-Claims / Vision	Other Personnel Costs	183,668	156,633	195,779	230,265	230,265	210,265	220,778	231,817	243,408	255,578
711	Health Insurance	711-04-406-404-413104	Personnel-Other Personnel-Claims / Dental	Other Personnel Costs	502,238	557,843	510,924	540,855	540,855	540,855	567,898	596,293	626,108	657,413
711	Health Insurance	711-04-406-404-413105	Personnel-Other Personnel-Claims / ST Disability	Other Personnel Costs	57,207	49,020	37,419	65,406	65,406	65,406	68,676	72,110	75,716	79,502
711	Health Insurance	711-04-406-404-413106	Personnel-Other Personnel-Claims / LT Disability	Other Personnel Costs	113,804	101,403	96,121	122,400	122,400	122,400	124,848	127,345	129,892	132,490
711	Health Insurance	711-04-406-404-413107	Personnel-Other Personnel-Claims / Dependent Care	Other Personnel Costs	55,404	57,578	45,553	75,000	41,000	45,000	45,900	46,818	47,754	48,709
711	Health Insurance	711-04-406-404-413109	Personnel-Other Personnel-Claims / Flex	Other Personnel Costs	257,131	276,542	228,230	300,000	230,000	235,000	240,000	245,000	250,000	255,000
711	Health Insurance	711-04-406-404-413112	Personnel-Other Personnel-Claims Administration	Other Personnel Costs	801,676	848,725	772,790	805,032	805,331	829,144	870,601	914,131	959,838	1,007,830
711	Health Insurance	711-04-406-404-431000	Services & Charges-Professional-Other Professional Svcs	Professional Services	258,355	254,083	218,650	179,000	295,501	179,000	179,000	179,000	179,000	179,000
711	Health Insurance	711-04-406-404-432002	Services & Charges-Communication & Transp-Mailing	Other Services & Charges	1,096	344	1,028	1,500	1,500	1,500	1,500	1,500	1,500	1,500
711	Health Insurance	711-04-406-404-433001	Services & Charges-Printing & Ad-Outside Printing Services	Printing & Advertising	-	-	-	100	100	100	100	100	100	100
711	Health Insurance	711-04-406-404-434004	Services & Charges-Insurance-Specific Stop Loss Premium	Insurance	610,829	632,597	587,028	732,318	732,318	732,318	746,964	761,903	777,141	792,684
711	Health Insurance	711-04-406-404-439100	Services & Charges-Other-Refunds/Awards/Indemnities	Other Services & Charges	1,062	-	448	-	1,000	-	-	-	-	-
711	Health Insurance	711-04-406-404-439999	Services & Charges-Other-Bad Debt Expense	Other Services & Charges	-	-	833	-	-	-	-	-	-	-
711	Health Insurance	711-04-406-404-452000	Other Uses-Interfund Transfer Out-Transfers Out	Interfund Transfers Out	413,714	-	-	-	-	-	-	-	-	-
711	Workplace Wellness Clin	711-04-406-405-422000	Supplies-Operating-Other Operating Supplies	Supplies	74,825	198,245	131,045	150,000	150,000	150,000	150,000	150,000	150,000	150,000
711	Workplace Wellness Clin	711-04-406-405-431000	Services & Charges-Professional-Other Professional Svcs	Professional Services	787,868	909,872	864,961	1,019,308	1,187,441	1,019,308	1,039,694	1,060,488	1,081,698	1,103,332
711	Employee Wellness	711-04-406-408-413001	Personnel-Other Personnel-Employee Morale Supplies	Other Personnel Costs	8,469	2,697	154	4,000	4,000	4,000	4,100	4,200	4,300	4,400
711	Employee Wellness	711-04-406-408-413002	Personnel-Other Personnel-Wellness Program Svcs	Other Personnel Costs	25,787	45,092	20,547	28,000	28,000	33,000	33,000	33,000	33,000	33,000
711	Employee Wellness	711-04-406-408-413004	Personnel-Other Personnel-Employee Assist. Prog	Other Personnel Costs	50,275	51,642	55,346	59,160	62,974	62,974	64,233	65,518	66,828	68,165
713	Unemployment Comp	713-04-406-406-413003	Personnel-Other Personnel-Recruitment Expenses	Other Personnel Costs	-	2,400	-	5,000	5,000	5,000	5,000	5,000	5,000	5,000
713	Unemployment Comp	713-04-406-406-413111	Personnel-Other Personnel-Claims / Unemployment	Other Personnel Costs	20,480	30,557	157,449	50,000	50,000	75,000	75,000	75,000	75,000	75,000
714	Parental Leave	714-04-406-407-410001	Personnel-Salaries & Wages-Salaried Wages	Salaries & Wages	112,882	186,085	119,938	253,846	253,846	253,846	258,923	264,101	269,383	274,771
730	City Cemeteries	730-11-201-205-439000	Services & Charges-Other-Misc Charges & Svcs	Other Services & Charges	-	-	-	-	-	-	-	-	-	-
730	City Cemeteries	730-11-201-205-452000	Other Uses-Interfund Transfer Out-Transfers Out	Interfund Transfers Out	424,791	-	-	-	-	-	-	-	-	-
731	City Cemeteries	731-11-201-205-439000	Services & Charges-Other-Misc Charges & Svcs	Other Services & Charges	-	-	-	-	-	-	-	-	-	-
750	General City	750-04-040-040-438100	Services & Charges-Debt Service-Principal	Debt Service Principal	-	91,941	355,128	-	-	-	-	-	-	-
750	General City	750-04-040-040-438200	Services & Charges-Debt Service-Interest	Debt Service Interest & Fees	-	9,172	12,324	-	-	-	-	-	-	-
750	General City	750-04-040-040-438300	Services & Charges-Debt Service-Paying Agent Fees	Debt Service Interest & Fees	500	-	-	-	-	-	-	-	-	-
750	General City	750-04-040-040-439000	Services & Charges-Other-Misc Charges & Svcs	Other Services & Charges	217,125	250	-	-	-	-	-	-	-	-
750	General City	750-04-040-040-452000	Other Uses-Interfund Transfer Out-Transfers Out	Interfund Transfers Out	219,861	-	1,752	-	-	-	-	-	-	-
750	Equipment Services	750-04-403-450-445000	Capital Outlay-Machinery & Equip-Motor Equipment	Capital	-	31,846	-	-	-	-	-	-	-	-
750	Streets	750-06-602-503-445000	Capital Outlay-Machinery & Equip-Motor Equipment	Capital	792,510	587,884	95,914	-	-	-	-	-	-	-
750	Sewers	750-06-602-509-445000	Capital Outlay-Machinery & Equip-Motor Equipment	Capital	-	-	57,680	-	-	-	-	-	-	-
750	Solid Waste	750-06-603-512-445000	Capital Outlay-Machinery & Equip-Motor Equipment	Capital	1,432,467	719,498	-	-	-	-	-	-	-	-

Fun	Subdivision	Account	Main Account Description	Category Name	2018 ACTUAL	2019 ACTUAL	2020 ACTUAL	2021 ORIGINAL BUDGET	2021 AMENDED BUDGET	2022 PROPOSED BUDGET	2023 FORECAST	2024 FORECAST	2025 FORECAST	2026 FORECAST
750	WW Capital	750-06-604-620-442008	Capital Outlay-Infrastructure-Water Meters	Capital	603,954	-	-	-	-	-	-	-	-	-
750	Wastewater	750-06-605-514-445000	Capital Outlay-Machinery & Equip-Motor Equipment	Capital	-	-	101,400	-	-	-	-	-	-	-
750	Information Technology	750-07-071-071-445006	Capital Outlay-Machinery & Equip-Computer Equip/Network	Capital	25,054	-	-	-	-	-	-	-	-	-
750	Police Other	750-08-080-088-445000	Capital Outlay-Machinery & Equip-Motor Equipment	Capital	2,140,724	548,165	284	-	-	-	-	-	-	-
750	Police Other	750-08-080-088-445001	Capital Outlay-Machinery & Equip-Police Equipment	Capital	80,381	405,000	45,000	-	-	-	-	-	-	-
750	Fire Other	750-09-090-098-445000	Capital Outlay-Machinery & Equip-Motor Equipment	Capital	581,547	400,159	-	-	-	-	-	-	-	-
750	Fire Other	750-09-090-098-445002	Capital Outlay-Machinery & Equip-Fire Equipment	Capital	483,106	-	-	-	-	-	-	-	-	-
750	Park Capital	750-11-206-273-445000	Capital Outlay-Machinery & Equip-Motor Equipment	Capital	712,619	482,805	-	-	-	-	-	-	-	-
750	Neighborhood Services	750-12-300-100-445000	Capital Outlay-Machinery & Equip-Motor Equipment	Capital	-	138,608	-	-	-	-	-	-	-	-
750	Animal Resource Center	750-12-301-105-445000	Capital Outlay-Machinery & Equip-Motor Equipment	Capital	72,627	-	-	-	-	-	-	-	-	-
750	Building Dept	750-13-060-060-445000	Capital Outlay-Machinery & Equip-Motor Equipment	Capital	65,670	-	-	-	-	-	-	-	-	-
751	2015 Park Bond	751-11-206-276-452000	Other Uses-Interfund Transfer Out-Transfers Out	Interfund Transfers Out	288	3,048	-	-	-	-	-	-	-	-
752	Community Investment	752-10-101-120-438100	Services & Charges-Debt Service-Principal	Debt Service Principal	1,915,000	1,725,000	1,790,000	1,850,000	1,850,000	1,925,000	2,015,000	2,110,000	2,215,000	2,080,000
752	Community Investment	752-10-101-120-438200	Services & Charges-Debt Service-Interest	Debt Service Interest & Fees	1,188,819	1,134,269	1,070,613	1,003,669	1,003,669	929,282	838,682	743,207	642,169	549,107
752	Community Investment	752-10-101-120-438300	Services & Charges-Debt Service-Paying Agent Fees	Debt Service Interest & Fees	3,400	2,400	2,400	5,000	5,000	5,000	5,000	5,000	5,000	5,000
752	Community Investment	752-10-101-120-452000	Other Uses-Interfund Transfer Out-Transfers Out	Interfund Transfers Out	324,220	-	-	-	-	-	-	-	-	-
755	General City	755-04-040-040-438100	Services & Charges-Debt Service-Principal	Debt Service Principal	2,100,000	2,175,000	2,250,000	2,000,000	2,150,000	2,075,000	1,430,000	685,000	715,000	750,000
755	General City	755-04-040-040-438200	Services & Charges-Debt Service-Interest	Debt Service Interest & Fees	532,025	452,894	375,085	302,705	373,669	482,480	394,805	360,930	335,443	308,193
755	General City	755-04-040-040-438300	Services & Charges-Debt Service-Paying Agent Fees	Debt Service Interest & Fees	4,850	4,850	4,883	5,000	5,000	5,000	5,000	5,000	5,000	5,000
755	General City	755-04-040-040-438400	Services & Charges-Debt Service-Bond Issuance Costs	Debt Service Interest & Fees	-	-	-	-	258,996	-	-	-	-	-
755	General City	755-04-040-040-452000	Other Uses-Interfund Transfer Out-Transfers Out	Interfund Transfers Out	-	-	-	-	9,248,224	-	-	-	-	-
756	Community Investment	756-10-101-120-438100	Services & Charges-Debt Service-Principal	Debt Service Principal	940,000	970,000	1,000,000	1,030,000	1,030,000	1,060,000	1,090,000	1,120,000	1,160,000	1,190,000
756	Community Investment	756-10-101-120-438200	Services & Charges-Debt Service-Interest	Debt Service Interest & Fees	768,794	740,369	711,044	680,819	680,819	649,694	617,669	584,785	550,844	515,819
756	Community Investment	756-10-101-120-438300	Services & Charges-Debt Service-Paying Agent Fees	Debt Service Interest & Fees	1,650	1,650	1,650	2,000	2,000	2,000	2,000	2,000	2,000	2,000
757	2015 Park Bond	757-11-207-276-438100	Services & Charges-Debt Service-Principal	Debt Service Principal	210,000	220,000	225,000	225,000	225,000	230,000	240,000	240,000	260,000	260,000
757	2015 Park Bond	757-11-207-276-438200	Services & Charges-Debt Service-Interest	Debt Service Interest & Fees	169,106	162,731	156,131	149,382	149,382	142,557	135,582	128,382	121,032	113,232
759	Community Investment	759-10-101-120-443001	Capital Outlay-Buildings-Building Improvements	Capital	8,479,190	4,602,119	3,328,966	-	25,681	-	-	-	-	-
760	Community Investment	760-10-101-120-438100	Services & Charges-Debt Service-Principal	Debt Service Principal	25,000	50,000	145,000	475,000	475,000	720,000	760,000	810,000	865,000	905,000
760	Community Investment	760-10-101-120-438200	Services & Charges-Debt Service-Interest	Debt Service Interest & Fees	1,253,472	1,248,125	1,245,625	1,235,875	1,235,875	1,206,375	1,169,875	1,131,375	1,090,125	1,046,250
263	General City	263-04-040-040-452000	Other Uses-Interfund Transfer Out-Transfers Out	Interfund Transfers Out	-	-	-	-	-	12,545,000	-	-	-	-
413	Four Winds/Coveleski Sta	413-11-201-202-443001	Capital Outlay-Buildings-Building Improvements	Capital	-	-	-	-	-	1,500,000	1,500,000	1,500,000	1,500,000	1,500,000
407	Park Capital	413-11-201-202-443001	Capital Outlay-Buildings-Building Improvements	Capital	-	-	-	-	-	250,000	-	-	-	-