



ST. JOSEPH COUNTY/SOUTH BEND BUILDING DEPARTMENT

FY 2015

ANNUAL REPORT

Filed in Clerk's Office

APR 20 2016

KAREEMAH FOWLER
CITY CLERK, SOUTH BEND, IN

Contents

Commissioner's Report _____	1
Areas of Responsibility _____	2
Organizational Chart _____	3
Inspection Report _____	4
Licenses and Registrations _____	5
Dwelling Units _____	6
Commercial Improvements _____	7
Area Board of Zoning Appeals _____	8
Plan Review _____	9
Monthly Valuation Reports _____	10
Monthly Financial Reports _____	23
Year End Valuations _____	36
Year End Financials _____	39
Statement of Revenues and Expenditures _____	42
Statement of Revenue and Expenditures - 10 year _____	43

Commissioner's Report

STRATEGIC HIGHLIGHTS

Several years ago we implemented the use of iPads for our field inspections and reports. 2015 was a test of not only our vision, but our resolve.

The time saved in conjunction with the ability to issue Certificates of Occupancy instantly from the field proved to be a valuable time saver for us and a welcome surprise for our clients. Any time saved by the client means a quicker turnaround time for funding and, consequently, a savings translated all the way down the supply chain.

Other methods and procedures were also used to help further streamline the processing of inspections and reports.

OPERATING HIGHLIGHTS

2015 was the best revenue year in the history of the Building Department. A combination of intense construction and improvements on the Notre Dame campus along with unusual investment in commercial projects helped propel us to that end.

The additional activity of this unusually busy season was handled by our highly trained and professional staff. By maintaining flexibility and pulling double duty at times, we were able to meet the demands of this monster of a building year.

LOOKING AHEAD

The Building Department has always generated a massive amount of paperwork. Files, plans and permits all help contribute to this accumulation.

We recently were granted permission by the State Archives to begin using a new method of archiving records in order to more efficiently recycle paper products. This method will help us in achieving our ultimate end – a paperless office.

We have also been approved and are in the process of establishing the Building Department as an official arm and issuer of Commercial Design Releases.

What used to be a long distance process fraught with delays will now be handled locally, giving local contractors a quicker turnaround time for commercial projects.

Charles C. Bulot, C.B.O., C.F.M.
Building Commissioner

Areas of Responsibility

SERVICES

- Follow up on all citizen complaints
- Open or unsecured structures
- Zoning complaints, inspections and enforcement
- Zoning related issues and letters

PERMITS

- Building, construction and remodeling
- Signs
- Moving of structures
- Plumbing, Heating, Electrical
- Air Conditioning
- Ventilation
- Demolition
- Occupancy (public right of way, City)
- Fences

ADDITIONAL

- Plan Review – buildings and site plans
- Design Review – overlay areas and special districts
- Zoning and Developmental Standards review
- Licensing of Electrical and Heating Contractors
- Registration of General, Plumbing, Excavator and Demolition Contractors
- Area Board of Zoning Appeals – variances, special exceptions and uses, conditional uses, appeals

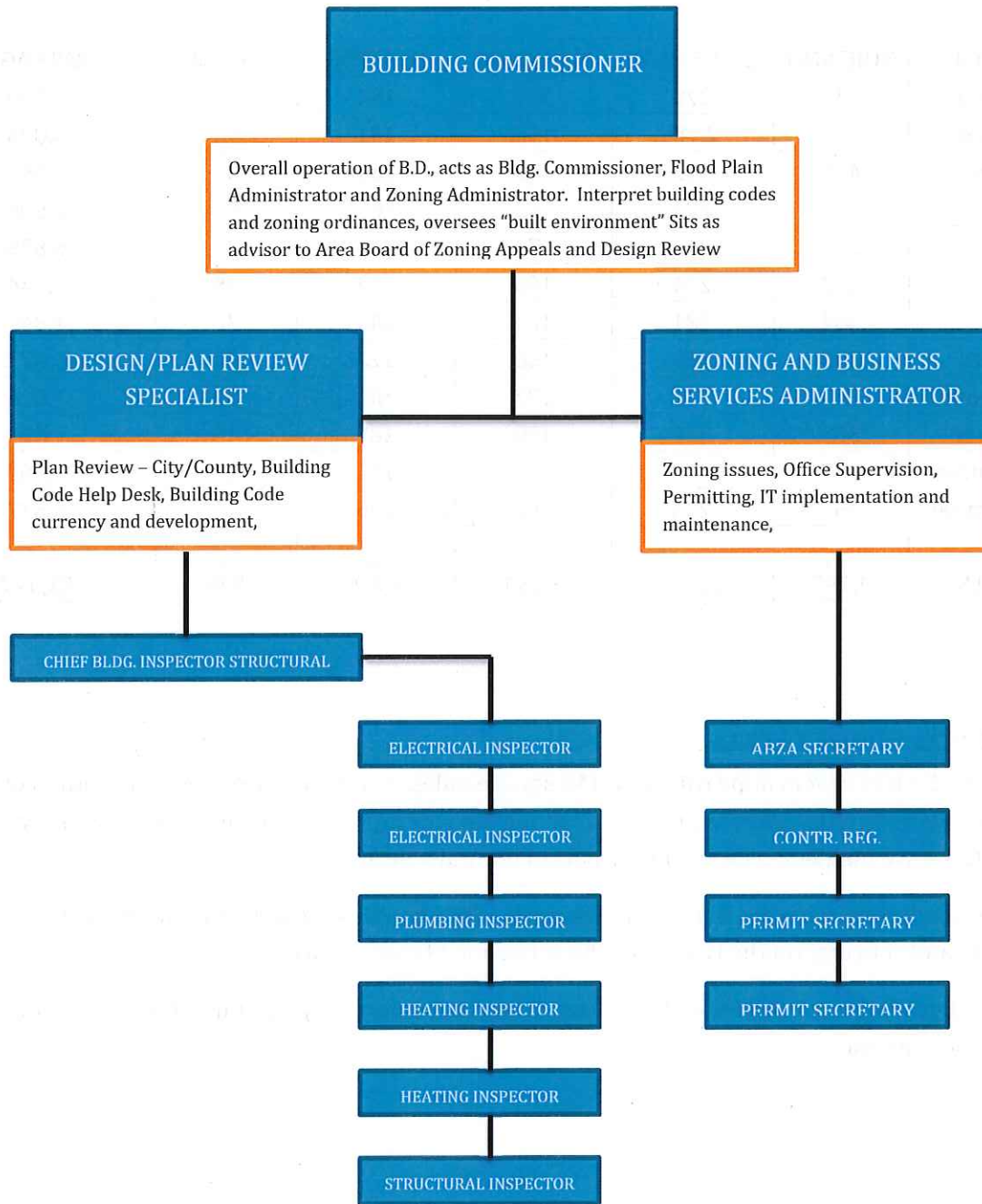
AREAS OF JURISDICTION (APPROXIMATELY 440 SQUARE MILES)

- City of South Bend
- Unincorporated areas of St. Joseph County
- Towns of Indian Village, Lakeville, North Liberty, Roseland and Osceola

POPULATION (2010 CENSUS)

- | | |
|---|---------|
| • City of South Bend | 101,168 |
| • St. Joseph County (except New Carlisle, Walkerton, Mishawaka) | 116,755 |
| • Total | 217,923 |

Organizational Chart



*All positions include other/additional duties as required by position, needs and/or seasonal demand

Inspection Report

MONTH	BUILDING	ELECTRICAL	PLUMBING	HEATING	ZONING	MILEAGE
January	336	276	117	154	44	6,140
February	361	2347	156	131	53	6,085
March	425	315	192	164	41	7,857
April	392	273	182	165	56	7,508
May	333	247	172	145	36	6,879
June	352	254	168	124	35	7,144
July	434	281	164	140	76	7,347
August	330	303	140	172	72	6,477
September	343	342	177	98	59	7,015
October	361	322	190	185	45	7,400
November	267	268	134	115	29	5,668
December	361	258	142	126	42	6,627
TOTALS	4,295	3,373	1,934	1,719	588	82,147

INSPECTION REPORT DETAILS

St. Joseph County covers approximately 440 square miles. Our inspectors cover the entire county five days per week; fifty-two weeks per year. Not only do we emphasize efficiency in planning daily inspections, we highlight safe driving as part of our daily duties.

Any unsafe driving reported to this office is dealt with immediately and severely. We are public servants and courtesy on the roadway is an extension of that service.

We are upgrading our vehicles with roadway safety and emergency equipment so we can offer aid in an emergency situation.

Licenses and Registrations

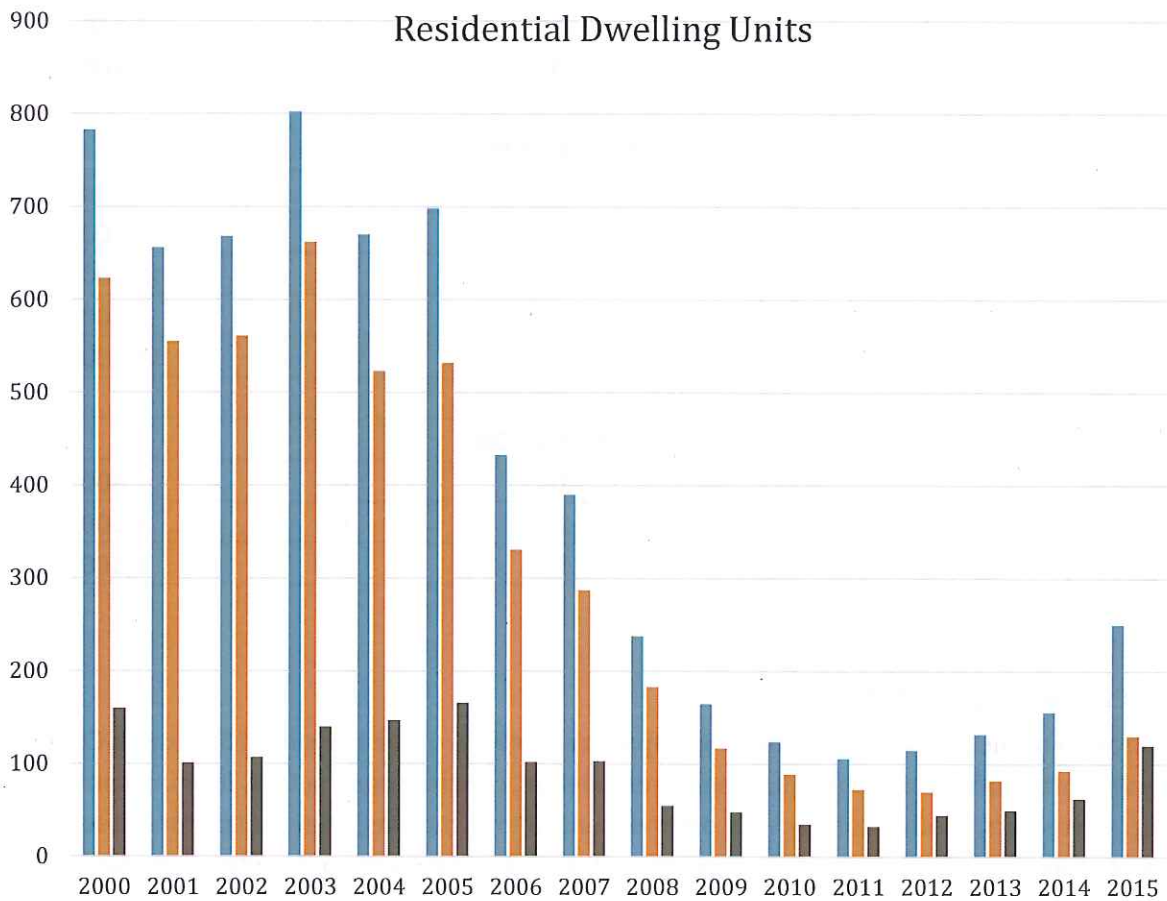
	LICENSES	AMOUNTS
Electrical	239	24,000
Heating	158	16,100
TOTAL	397	40,100
	REGISTRATIONS	
Demolition	63	6,500
Excavator	2	200
Plumbing	127	12,700
Miscellaneous	4	400
TOTAL	196	19,800
	EXAMINATIONS	
Electrical	28	1,400
Heating & Air Conditioning	22	1,100
TOTAL	50	2,500

PRE-LICENSING REGISTRATIONS

Registration of the following contractor groups is required in order to work in St. Joseph County: General contractors, homebuilders, general remodelers, concrete contractors, framing contractors, siding contractors, roofing contractors, drywall contractors, masons, trim contractors, steel erectors, fire protection sprinkler contractors, fencing contractors, swimming pool contractors, commercial hood installers, lawn sprinkler contractors, water softener contractors and sign contractors.

TOTAL PRE-LICENSING REGISTRATIONS: 996 TOTAL AMOUNT: \$101,000.00

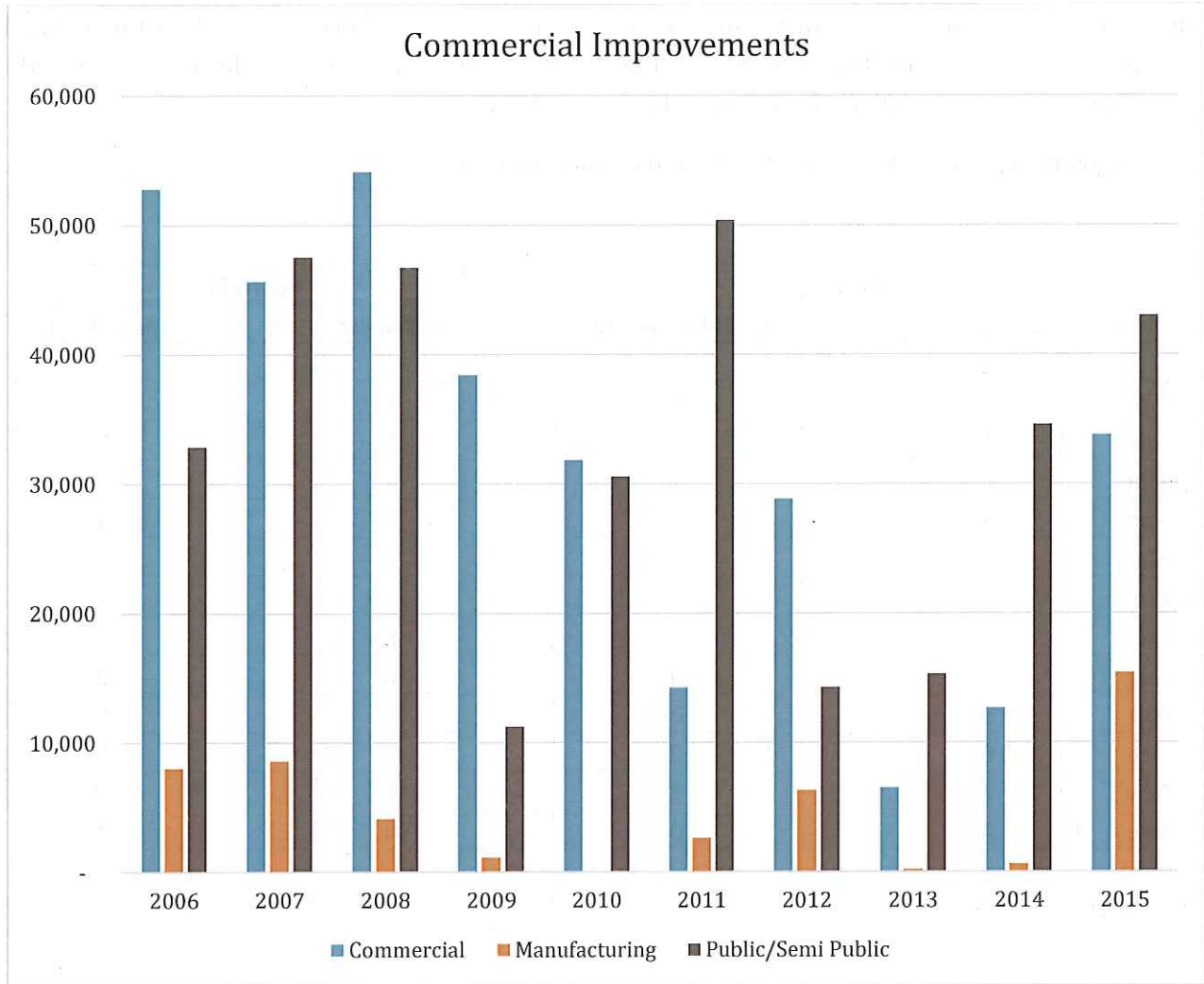
Dwelling Units



	2000	2001	2002	2003	2004	2005	2006	2007	2008	2009	2010	2011	2012	2013	2014	2015
TOTAL	783	656	668	802	670	698	433	390	238	165	124	106	115	132	156	250
COUNTY	623	555	561	662	523	532	331	287	183	117	89	73	70	82	93	130
CITY	160	101	107	140	147	166	102	103	55	48	35	33	45	50	63	120

■ TOTAL ■ COUNTY ■ CITY

Commercial Improvements



	2006	2007	2008	2009	2010	2011	2012	2013	2014	2015
Commercial	52,797	45,647	54,119	38,419	31,861	14,243	28,831	6,503	12,659	33,794
Manufacturing	8,012	8,578	4,103	1,100	-	2,623	6,320	160	600	15,395
Public/Semi Public	32,856	47,534	46,723	11,229	30,557	50,365	14,260	15,291	34,574	43,004

**all numbers in thousands*

Area Board of Zoning Appeals

In an effort to streamline procedures and improve efficiencies, St. Joseph County and the City of South Bend merged their Zoning Boards into one – the *Area Board of Zoning Appeals*. This merger created one filing and meeting date for both City and County petitioners.

The following is a breakdown of both City and County petitions for 2014.

Month	CITY		COUNTY	
	Variations	Special Exceptions	Variations	Special Uses
Jan	0	0	3	0
Feb	1	0	1	0
Mar	15	1	1	1
Apr	4	0	5	1
May	6	0	5	0
Jun	4	0	4	1
Jul	5	2	5	0
Aug	6	0	6	2
Sep	3	0	2	0
Oct	6	0	7	0
Nov	2	0	5	0
Dec	4	0	4	1
TOTALS	56	3	48	6

BOARD MEMBERS:

- Michael Urbanski – Chairman
- Robert Hawley - Vice Chairman
- Brendan Crumlish
- Randall Matthys
- Gerald Phipps
- Kathy Schuth
- Jack Young

Plan Review

PLAN REVIEW:

Twice a week Plan Review is performed on proposed construction projects within the City of South Bend and St. Joseph County. These Plan Reviews are a good example of City and County departments working together to provide the most efficient and expedient service to our customers.

The Plan Reviews are attended by representatives of our department, Fire Department, Engineering Department, Water Works, Health Department, and Area Plan Commission. The following is a breakdown of Plan Reviews performed in 2014.

<u>CITY</u>				<u>COUNTY</u>			
January	10			January	1		
February	10			February	5		
March	7			March	6		
April	11			April	3		
May	8			May	3		
June	10			June	0		
July	8			July	5		
August	7			August	3		
September	6			September	7		
October	7			October	5		
November	5			November	4		
December	11			December	5		
TOTALS	100			TOTALS	47		

Monthly Valuation Reports



JAMES D. MARKLE, R.A.
Design/Plan Review Specialist

**ST. JOSEPH COUNTY/SOUTH BEND
BUILDING DEPARTMENT**

125 S. Lafayette Blvd.
Suite 100
South Bend, IN 46601
Phone: (574)235-9554
Fax: (574)235-5541



CHARLES C. BULOT
BUILDING COMMISSIONER

AYOKA PAEK, MCP, MCIP
Zoning & Business Services Administrator

VALUATION REPORT

For The Month Of January, 2015

	<u>COUNTY</u>		<u>CITY</u>		<u>YEAR TO DATE COMBINED TOTALS</u>	
Single Family Dwellings	3	\$530,000.00	1	\$1.00	4	\$530,001.00
Duplexes	0	\$0.00	0	\$0.00	0	\$0.00
Multi-Family	0	\$0.00	1	\$25,000.00	1	\$25,000.00
Residential Garages	2	\$43,333.00	3	\$27,200.00	5	\$70,533.00
Residential Swimming Pools	0	\$0.00	0	\$0.00	0	\$0.00
Utility Buildings	1	\$15,000.00	0	\$0.00	1	\$15,000.00
Commercial Buildings	0	\$0.00	0	\$0.00	0	\$0.00
Manufacturing Buildings	0	\$0.00	0	\$0.00	0	\$0.00
Public/Semi-Public Bldgs.	0	\$0.00	0	\$0.00	0	\$0.00
Foundations	0	\$0.00	0	\$0.00	0	\$0.00
ADDITIONS/ALTERATIONS						
Residential Dwellings	19	\$193,944.00	37	\$313,941.00	56	\$507,885.00
Commercial Buildings	2	\$1,069,930.00	13	\$1,931,307.00	15	\$3,001,237.00
Manufacturing Buildings	0	\$0.00	0	\$0.00	0	\$0.00
Public/Semi-Public Bldgs.	1	\$304,825.00	0	\$0.00	1	\$304,825.00
TOTALS.....	28	\$2,157,032.00	55	\$2,297,449.00	83	\$4,454,481.00
Month's Combined Totals.....	83	\$4,454,481.00				

**CHARLES C. BULOT, C.B.O. C.F.M.
BUILDING COMMISSIONER**



JAMES D. MARKLE, R.A.
Design/Plan Review Specialist

**ST. JOSEPH COUNTY/SOUTH BEND
BUILDING DEPARTMENT**

125 S. Lafayette Blvd.
Suite 100
South Bend, IN 46601
Phone: (574)235-9554
Fax: (574)235-5541



AYOKA PAEK, MCP, MCIP
Zoning & Business Services Administrator

CHARLES C. BULOT
BUILDING COMMISSIONER

**VALUATION REPORT
For The Month Of February, 2016**

	<u>COUNTY</u>		<u>CITY</u>		<u>YEAR TO DATE COMBINED TOTALS</u>	
Single Family Dwellings	4	\$929,364.00	1	\$295,000.00	9	\$1,754,365.00
Duplexes	0	\$0.00	0	\$0.00	0	\$0.00
Multi-Family	0	\$0.00	0	\$0.00	1	\$25,000.00
Residential Garages	1	\$20,000.00	1	\$1,000.00	7	\$91,533.00
Residential Swimming Pools	1	\$40,000.00	0	\$0.00	1	\$40,000.00
Utility Buildings	2	\$37,000.00	0	\$0.00	3	\$52,000.00
Commercial Buildings	1	\$575,412.00	0	\$0.00	1	\$575,412.00
Manufacturing Buildings	0	\$0.00	0	\$0.00	0	\$0.00
Public/Semi-Public Bldgs.	0	\$0.00	0	\$0.00	0	\$0.00
Foundations	0	\$0.00	0	\$0.00	0	\$0.00
ADDITIONS/ALTERATIONS						
Residential Dwellings	15	\$272,660.00	19	\$373,900.00	90	\$1,154,445.00
Commercial Buildings	4	\$171,700.00	10	\$437,986.00	29	\$3,610,923.00
Manufacturing Buildings	0	\$0.00	1	\$60,000.00	1	\$60,000.00
Public/Semi-Public Bldgs.	4	\$6,227,597.00	1	\$6,000.00	6	\$6,538,422.00
TOTALS.....	32	\$8,273,733.00	33	\$1,173,886.00	148	\$13,902,100.00
Month's Combined Totals.....	65	\$9,447,619.00				

**CHARLES C. BULOT, C.B.O. C.F.M
BUILDING COMMISSIONER**



JAMES D. MARKLE, R.A.
Design/Plan Review Specialist

**ST. JOSEPH COUNTY/SOUTH BEND
BUILDING DEPARTMENT**

125 S. Lafayette Blvd.
Suite 100
South Bend, IN 46601
Phone: (574)235-9554
Fax: (574)235-5541



CHARLES C. BULOT
BUILDING COMMISSIONER

AYOKA PAEK, MCP, MCIP
Zoning & Business Services Administrator

VALUATION REPORT

For The Month Of March, 2015

	<u>COUNTY</u>		<u>CITY</u>		<u>YEAR TO DATE COMBINED TOTALS</u>	
Single Family Dwellings	2	\$334,000.00	4	\$928,000.00	15	\$3,016,365.00
Duplexes	0	\$0.00	0	\$0.00	0	\$0.00
Multi-Family	0	\$0.00	0	\$0.00	1	\$25,000.00
Residential Garages	4	\$55,600.00	0	\$0.00	11	\$147,133.00
Residential Swimming Pools	5	\$223,000.00	0	\$0.00	6	\$263,000.00
Utility Buildings	10	\$213,300.00	1	\$2,000.00	14	\$267,300.00
Commercial Buildings	0	\$0.00	0	\$0.00	1	\$575,412.00
Manufacturing Buildings	0	\$0.00	0	\$0.00	0	\$0.00
Public/Semi-Public Bldgs.	0	\$0.00	0	\$0.00	0	\$0.00
Foundations	0	\$0.00	0	\$0.00	0	\$0.00
ADDITIONS/ALTERATIONS						
Residential Dwellings	77	\$1,177,263.93	64	\$439,375.00	231	\$2,771,083.93
Commercial Buildings	2	\$73,500.00	16	\$1,152,810.00	47	\$4,837,233.00
Manufacturing Buildings	0	\$0.00	0	\$0.00	1	\$60,000.00
Public/Semi-Public Bldgs.	2	\$1,412,800.00	0	\$0.00	8	\$7,951,222.00
TOTALS.....	102	\$3,489,463.93	85	\$2,522,185.00	335	\$19,913,748.93
Month's Combined Totals.....	187	\$6,011,648.93				

**CHARLES C. BULOT, C.B.O. C.F.M.
BUILDING COMMISSIONER**



JAMES D. MARKLE, R.A.
Design/Plan Review Specialist

**ST. JOSEPH COUNTY/SOUTH BEND
BUILDING DEPARTMENT**

125 S. Lafayette Blvd.
Suite 100
South Bend, IN 46601
Phone: (574)235-9554
Fax: (574)235-5541



CHARLES C. BULOT
BUILDING COMMISSIONER

AYOKA PAEK, MCP, MCIP
Zoning & Business Services Administrator

VALUATION REPORT

For The Month Of April, 2015

	<u>COUNTY</u>		<u>CITY</u>		<u>YEAR TO DATE COMBINED TOTALS</u>	
Single Family Dwellings	9	\$3,007,970.00	9	\$2,186,057.00	33	\$8,210,392.00
Duplexes	0	\$0.00	0	\$0.00	0	\$0.00
Multi-Family	0	\$0.00	1	\$1,835,000.00	2	\$1,860,000.00
Residential Garages	2	\$94,000.00	4	\$78,737.00	17	\$319,870.00
Residential Swimming Pools	5	\$175,000.00	3	\$56,100.00	14	\$494,100.00
Utility Buildings	19	\$787,356.00	3	\$5,100.00	36	\$1,059,756.00
Commercial Buildings	0	\$0.00	5	\$7,544,000.00	6	\$8,119,412.00
Manufacturing Buildings	0	\$0.00	0	\$0.00	0	\$0.00
Public/Semi-Public Bldgs.	0	\$0.00	0	\$0.00	0	\$0.00
Foundations	0	\$0.00	0	\$0.00	0	\$0.00
ADDITIONS/ALTERATIONS						
Residential Dwellings	121	\$1,695,540.00	105	\$656,291.00	457	\$5,122,914.93
Commercial Buildings	5	\$3,831,275.00	8	\$2,591,449.00	60	\$11,259,957.00
Manufacturing Buildings	1	\$100,000.00	0	\$0.00	2	\$160,000.00
Public/Semi-Public Bldgs.	3	\$5,210,503.00	0	\$0.00	11	\$13,161,725.00
TOTALS.....	165	\$14,901,644.00	138	\$14,952,734.00	638	\$49,768,126.93
Month's Combined Totals.....	303	\$29,854,378.00				

**CHARLES C. BULOT, C.B.O. C.F.M
BUILDING COMMISSIONER**



JAMES D. MARKLE, R.A.
Design/Plan Review Specialist

**ST. JOSEPH COUNTY/SOUTH BEND
BUILDING DEPARTMENT**

125 S. Lafayette Blvd.
Suite 100
South Bend, IN 46601
Phone: (574)235-9554
Fax: (574)235-5541



CHARLES C. BULOT
BUILDING COMMISSIONER

AYOKA PAEK, MCP, MCIP
Zoning & Business Services Administrator

VALUATION REPORT

For The Month Of May, 2015

	<u>COUNTY</u>		<u>CITY</u>		<u>YEAR TO DATE COMBINED TOTALS</u>	
Single Family Dwellings	12	\$3,269,000.00	4	\$1,114,000.00	49	\$12,593,392.00
Duplexes	0	\$0.00	0	\$0.00	0	\$0.00
Multi-Family	0	\$0.00	1	\$8,300,000.00	3	\$10,160,000.00
Residential Garages	5	\$135,500.00	1	\$17,261.00	23	\$472,631.00
Residential Swimming Pools	3	\$49,500.00	0	\$0.00	17	\$543,600.00
Utility Buildings	8	\$168,785.00	0	\$0.00	44	\$1,228,541.00
Commercial Buildings	1	\$275,000.00	3	\$12,409,272.00	10	\$20,803,684.00
Manufacturing Buildings	0	\$0.00	1	\$10,330,000.00	1	\$10,330,000.00
Public/Semi-Public Bldgs.	2	\$31,235,330.00	0	\$0.00	2	\$31,235,330.00
Foundations	0	\$0.00	0	\$0.00	0	\$0.00
ADDITIONS/ALTERATIONS						
Residential Dwellings	157	\$2,091,383.33	93	\$829,819.03	707	\$8,044,117.29
Commercial Buildings	4	\$126,395.00	11	\$1,963,835.00	75	\$13,350,187.00
Manufacturing Buildings	0	\$0.00	0	\$0.00	2	\$160,000.00
Public/Semi-Public Bldgs.	2	\$7,457,250.00	3	\$48,236,328.00	16	\$68,855,303.00
TOTALS.....	194	\$44,808,143.33	117	\$83,200,515.03	949	\$177,776,785.29
Month's Combined Totals.....	311	\$128,008,658.36				

**CHARLES C. BULOT, C.B.O. C.F.M
BUILDING COMMISSIONER**



JAMES D. MARKLE, R.A.
Design/Plan Review Specialist

**ST. JOSEPH COUNTY/SOUTH BEND
BUILDING DEPARTMENT**

125 S. Lafayette Blvd.
Suite 100
South Bend, IN 46601
Phone: (574)235-9554
Fax: (574)235-5541



CHARLES C. BULOT
BUILDING COMMISSIONER

AYOKA PAEK, MCP, MCIP
Zoning & Business Services Administrator

VALUATION REPORT

For The Month Of June, 2015

	<u>COUNTY</u>		<u>CITY</u>		<u>YEAR TO DATE COMBINED TOTALS</u>	
Single Family Dwellings	8	\$2,050,000.00	8	\$1,668,420.00	65	\$16,311,812.00
Duplexes	0	\$0.00	0	\$0.00	0	\$0.00
Multi-Family	0	\$0.00	3	\$278,123.00	6	\$10,438,123.00
Residential Garages	3	\$67,500.00	5	\$51,800.00	31	\$591,931.00
Residential Swimming Pools	7	\$97,530.00	0	\$0.00	24	\$641,130.00
Utility Buildings	11	\$187,960.00	1	\$25,000.00	56	\$1,441,501.00
Commercial Buildings	0	\$0.00	2	\$1,378,000.00	12	\$22,181,684.00
Manufacturing Buildings	0	\$0.00	0	\$0.00	1	\$10,330,000.00
Public/Semi-Public Bldgs.	2	\$11,419,942.00	0	\$0.00	4	\$42,655,272.00
Foundations	0	\$0.00	0	\$0.00	0	\$0.00
ADDITIONS/ALTERATIONS						
Residential Dwellings	126	?	96	\$952,369.50	929	\$8,996,486.79
Commercial Buildings	6	\$213,690.00	13	\$2,911,241.00	94	\$16,475,118.00
Manufacturing Buildings	0	\$0.00	0	\$0.00	2	\$160,000.00
Public/Semi-Public Bldgs.	5	\$1,785,050.00	3	\$2,131,290.00	24	\$72,771,643.00
TOTALS.....	168	\$15,821,672.00	131	\$9,396,243.50	1248	\$202,994,700.79
Month's Combined Totals.....	299	\$24,265,546.00				

**CHARLES C. BULOT, C.B.O. C.F.M
BUILDING COMMISSIONER**



JAMES D. MARKLE, R.A.
Design/Plan Review Specialist

**ST. JOSEPH COUNTY/SOUTH BEND
BUILDING DEPARTMENT**

125 S. Lafayette Blvd.
Suite 100
South Bend, IN 46601
Phone: (574)235-9554
Fax: (574)235-5541



CHARLES C. BULOT
BUILDING COMMISSIONER

AYOKA PAEK, MCP, MCIP
Zoning & Business Services Administrator

VALUATION REPORT

For The Month Of July, 2015

	<u>COUNTY</u>	<u>CITY</u>	<u>YEAR TO DATE COMBINED TOTALS</u>
Single Family Dwellings	9 \$2,084,000.00	11 \$1,605,360.00	85 \$20,001,172.00
Duplexes	0 \$0.00	0 \$0.00	0 \$0.00
Multi-Family	0 \$0.00	2 \$66,000.00	8 \$10,504,123.00
Residential Garages	5 \$79,600.00	5 \$63,500.00	41 \$735,031.00
Residential Swimming Pools	6 \$215,150.00	1 \$28,900.00	31 \$885,180.00
Utility Buildings	9 \$307,328.00	0 \$0.00	65 \$1,748,829.00
Commercial Buildings	2 \$370,500.00	1 \$4,000,000.00	15 \$26,552,184.00
Manufacturing Buildings	0 \$0.00	1 \$4,865,000.00	2 \$15,195,000.00
Public/Semi-Public Bldgs.	0 \$0.00	0 \$0.00	4 \$42,655,272.00
Foundations	1 \$26,000.00	0 \$0.00	1 \$26,000.00
ADDITIONS/ALTERATIONS			
Residential Dwellings	114 \$1,885,900.17	97 \$826,813.28	1140 \$11,709,200.24
Commercial Buildings	6 \$245,368.00	20 \$3,564,748.00	120 \$20,285,234.00
Manufacturing Buildings	0 \$0.00	0 \$0.00	2 \$160,000.00
Public/Semi-Public Bldgs.	2 \$355,700.00	3 \$172,333.00	29 \$73,299,676.00
TOTALS.....	154 \$5,569,546.17	141 \$15,192,654.28	1543 \$223,756,901.24
Month's Combined Totals.....	295 \$20,762,200.45		

**CHARLES C. BULOT, C.B.O. C.F.M
BUILDING COMMISSIONER**



JAMES D. MARKLE, R.A.
Design/Plan Review Specialist

**ST. JOSEPH COUNTY/SOUTH BEND
BUILDING DEPARTMENT**

125 S. Lafayette Blvd.
Suite 100
South Bend, IN 46601
Phone: (574)235-9554
Fax: (574)235-5541



CHARLES C. BULOT
BUILDING COMMISSIONER

AYOKA PAEK, MCP, MCIP
Zoning & Business Services Administrator

VALUATION REPORT

For The Month Of August, 2015

	<u>COUNTY</u>		<u>CITY</u>		<u>YEAR TO DATE COMBINED TOTALS</u>	
Single Family Dwellings	8	\$2,003,000.00	15	\$3,126,541.00	108	\$25,130,713.00
Duplexes	0	\$0.00	0	\$0.00	0	\$0.00
Multi-Family	0	\$0.00	0	\$0.00	8	\$10,504,123.00
Residential Garages	3	\$25,600.00	4	\$51,500.00	48	\$812,131.00
Residential Swimming Pools	3	\$55,490.00	0	\$0.00	34	\$940,670.00
Utility Buildings	11	\$196,400.00	0	\$0.00	76	\$1,945,229.00
Commercial Buildings	2	\$1,335,000.00	1	\$1,503,399.00	18	\$29,390,583.00
Manufacturing Buildings	0	\$0.00	0	\$0.00	2	\$15,195,000.00
Public/Semi-Public Bldgs.	0	\$0.00	1	\$349,000.00	5	\$43,004,272.00
Foundations	0	\$0.00	0	\$0.00	1	\$26,000.00
ADDITIONS/ALTERATIONS						
Residential Dwellings	112	\$1,477,102.55	89	\$823,739.00	1341	\$14,010,041.79
Commercial Buildings	3	\$380,000.00	19	\$4,387,257.00	142	\$25,052,491.00
Manufacturing Buildings	0	\$0.00	0	\$0.00	2	\$160,000.00
Public/Semi-Public Bldgs.	2	\$21,100.00	4	\$1,492,713.00	35	\$74,813,489.00
TOTALS.....	144	\$5,493,692.55	133	\$11,734,149.00	1820	\$240,984,742.79
Month's Combined Totals.....	277	\$17,227,841.55				

**CHARLES C. BULOT, C.B.O. C.F.M
BUILDING COMMISSIONER**



JAMES D. MARKLE, R.A.
Design/Plan Review Specialist

**ST. JOSEPH COUNTY/SOUTH BEND
BUILDING DEPARTMENT**

125 S. Lafayette Blvd.
Suite 100
South Bend, IN 46601
Phone: (574)235-9554
Fax: (574)235-5541



AYOKA PAEK, MCP, MCIP
Zoning & Business Services Administrator

CHARLES C. BULOT
BUILDING COMMISSIONER

**VALUATION REPORT
For The Month Of September, 2015**

	<u>COUNTY</u>		<u>CITY</u>		<u>YEAR TO DATE COMBINED TOTALS</u>	
Single Family Dwellings	9	\$2,796,000.00	5	\$1,590,000.00	122	\$29,516,713.00
Duplexes	0	\$0.00	0	\$0.00	0	\$0.00
Multi-Family	1	\$7,200,000.00	0	\$0.00	9	\$17,704,123.00
Residential Garages	7	\$56,610.00	9	\$105,885.00	64	\$974,626.00
Residential Swimming Pools	2	\$44,000.00	0	\$0.00	36	\$984,670.00
Utility Buildings	10	\$225,606.00	0	\$0.00	86	\$2,170,835.00
Commercial Buildings	1	\$53,000.00	0	\$0.00	19	\$29,443,583.00
Manufacturing Buildings	1	\$200,000.00	0	\$0.00	3	\$15,395,000.00
Public/Semi-Public Bldgs.	0	\$0.00	0	\$0.00	5	\$43,004,272.00
Foundations	1	\$240,000.00	2	\$54,590.00	4	\$320,590.00
ADDITIONS/ALTERATIONS						
Residential Dwellings	120	\$1,367,297.02	123	\$1,172,170.00	1584	\$16,549,508.81
Commercial Buildings	9	\$1,426,409.00	16	\$3,086,363.00	167	\$29,565,263.00
Manufacturing Buildings	0	\$0.00	2	\$2,503,610.00	4	\$2,663,610.00
Public/Semi-Public Bldgs.	4	\$353,288.00	5	\$151,650.00	44	\$75,318,427.00
TOTALS.....	165	\$13,962,210.02	162	\$8,664,268.00	2147	\$263,611,220.81
Month's Combined Totals.....	327	\$22,626,478.02				

**CHARLES C. BULOT, C.B.O. C.F.M.
BUILDING COMMISSIONER**



JAMES D. MARKLE, R.A.
Design/Plan Review Specialist

**ST. JOSEPH COUNTY/SOUTH BEND
BUILDING DEPARTMENT**

125 S. Lafayette Blvd.
Suite 100
South Bend, IN 46601
Phone: (574)235-9554
Fax: (574)235-5541



CHARLES C. BULOT
BUILDING COMMISSIONER

AYOKA PAEK, MCP, MCIP
Zoning & Business Services Administrator

VALUATION REPORT

For The Month Of October, 2015

	<u>COUNTY</u>		<u>CITY</u>		<u>YEAR TO DATE COMBINED TOTALS</u>	
Single Family Dwellings	12	\$2,405,000.00	7	\$1,628,001.00	141	\$33,549,714.00
Duplexes	0	\$0.00	0	\$0.00	0	\$0.00
Multi-Family	1	\$375,200.00	0	\$0.00	10	\$18,079,323.00
Residential Garages	11	\$171,500.00	4	\$103,989.02	79	\$1,250,115.02
Residential Swimming Pools	2	\$77,000.00	1	\$30,000.00	39	\$1,091,670.00
Utility Buildings	10	\$246,364.00	1	\$144.00	97	\$2,417,343.00
Commercial Buildings	1	\$48,000.00	4	\$3,916,298.00	24	\$33,407,881.00
Manufacturing Buildings	0	\$0.00	0	\$0.00	3	\$15,395,000.00
Public/Semi-Public Bldgs.	0	\$0.00	0	\$0.00	5	\$43,004,272.00
Foundations	1	\$2,998.00	0	\$0.00	5	\$323,588.00
ADDITIONS/ALTERATIONS						
Residential Dwellings	105	\$1,575,362.34	109	\$2,024,336.78	1798	\$20,149,207.93
Commercial Buildings	3	\$177,200.00	24	\$1,931,172.25	194	\$31,673,635.25
Manufacturing Buildings	0	\$0.00	1	\$12,701,000.00	5	\$15,364,610.00
Public/Semi-Public Bldgs.	1	\$125,000.00	1	\$158,000.00	46	\$75,601,427.00
TOTALS.....	147	\$5,203,624.34	152	\$22,492,941.05	2446	\$291,307,786.20
Month's Combined Totals.....	299	\$27,696,565.39				

**CHARLES C. BULOT, C.B.O. C.F.M
BUILDING COMMISSIONER**



JAMES D. MARKLE, R.A.
Design/Plan Review Specialist

**ST. JOSEPH COUNTY/SOUTH BEND
BUILDING DEPARTMENT**

125 S. Lafayette Blvd.
Suite 100
South Bend, IN 46601
Phone: (574)235-9554
Fax: (574)235-5541



CHARLES C. BULOT
BUILDING COMMISSIONER

AYOKA PAEK, MCP, MCIP
Zoning & Business Services Administrator

VALUATION REPORT

For The Month Of November, 2015

	<u>COUNTY</u>		<u>CITY</u>		<u>YEAR TO DATE COMBINED TOTALS</u>	
Single Family Dwellings	8	\$2,289,000.00	3	\$960,000.00	152	\$36,798,714.00
Duplexes	0	\$0.00	0	\$0.00	0	\$0.00
Multi-Family	0	\$0.00	1	\$25,000.00	11	\$18,104,323.00
Residential Garages	5	\$369,200.00	4	\$44,400.00	88	\$1,663,715.02
Residential Swimming Pools	1	\$10,000.00	0	\$0.00	40	\$1,101,670.00
Utility Buildings	8	\$161,500.00	1	\$100,000.00	106	\$2,678,843.00
Commercial Buildings	3	\$138,000.00	2	\$248,000.00	29	\$33,793,881.00
Manufacturing Buildings	0	\$0.00	0	\$0.00	3	\$15,395,000.00
Public/Semi-Public Bldgs.	0	\$0.00	0	\$0.00	5	\$43,004,272.00
Foundations	0	\$0.00	0	\$0.00	5	\$323,588.00
ADDITIONS/ALTERATIONS						
Residential Dwellings	65	\$685,266.00	85	\$777,970.34	1948	\$21,612,444.27
Commercial Buildings	4	\$207,635.00	7	\$897,318.00	205	\$32,778,588.25
Manufacturing Buildings	0	\$0.00	0	\$0.00	5	\$15,364,610.00
Public/Semi-Public Bldgs.	0	\$0.00	0	\$0.00	46	\$75,601,427.00
TOTALS.....	94	\$3,860,601.00	103	\$3,052,688.34	2643	\$298,221,075.54
Month's Combined Totals.....	197	\$6,913,289.34				

**CHARLES C. BULOT, C.B.O. C.F.M
BUILDING COMMISSIONER**



JAMES D. MARKLE, R.A.
Design/Plan Review Specialist

**ST. JOSEPH COUNTY/SOUTH BEND
BUILDING DEPARTMENT**

125 S. Lafayette Blvd.
Suite 100
South Bend, IN 46601
Phone: (574)235-9554
Fax: (574)235-5541



AYOKA PAEK, MCP, MCIP
Zoning & Business Services Administrator

CHARLES C. BULOT
BUILDING COMMISSIONER

VALUATION REPORT

For The Month Of December, 2015

	<u>COUNTY</u>		<u>CITY</u>		<u>YEAR TO DATE COMBINED TOTALS</u>	
Single Family Dwellings	7	\$1,755,000.00	8	\$1,870,000.00	167	\$40,423,714.00
Duplexes	0	\$0.00	0	\$0.00	0	\$0.00
Multi-Family	0	\$0.00	0	\$0.00	11	\$18,104,323.00
Residential Garages	2	\$32,000.00	2	\$41,500.00	92	\$1,737,215.02
Residential Swimming Pools	1	\$28,000.00	0	\$0.00	41	\$1,129,670.00
Utility Buildings	3	\$100,000.00	0	\$0.00	109	\$2,778,843.00
Commercial Buildings	0	\$0.00	0	\$0.00	29	\$33,793,881.00
Manufacturing Buildings	0	\$0.00	0	\$0.00	3	\$15,395,000.00
Public/Semi-Public Bldgs.	0	\$0.00	0	\$0.00	5	\$43,004,272.00
Foundations	0	\$0.00	0	\$0.00	5	\$323,588.00
ADDITIONS/ALTERATIONS						
Residential Dwellings	49	\$596,852.00	46	\$478,353.00	2043	\$22,687,649.27
Commercial Buildings	4	\$1,062,544.00	16	\$1,396,318.00	225	\$35,237,450.25
Manufacturing Buildings	1	\$95,000.00	2	\$327,303.00	8	\$15,786,913.00
Public/Semi-Public Bldgs.	3	\$50,537,643.00	1	\$795.00	50	\$126,139,865.00
TOTALS.....	70	\$54,207,039.00	75	\$4,114,269.00	2788	\$356,542,383.54
Month's Combined Totals.....	145	\$58,321,308.00				

**CHARLES C. BULOT, C.B.O. C.F.M
BUILDING COMMISSIONER**

Monthly Financial Reports



The page contains two large, faint circular logos or stamps, one on the left and one on the right. These appear to be official seals or stamps, possibly from the Department of the Treasury or a similar government agency. The text within these logos is illegible due to fading. The rest of the page is mostly blank, with some very faint, illegible text scattered across it, likely bleed-through from the reverse side of the page.



JAMES D. MARKLE, R.A.
Design/Plan Review Specialist

**ST. JOSEPH COUNTY/SOUTH BEND
BUILDING DEPARTMENT**

125 S. Lafayette Blvd.
Suite 100
South Bend, IN 46601
Phone: (574)235-9554
Fax: (574)235-5541



MARK A. LYONS
Asst. Zoning Administrator

CHARLES C. BULOT
BUILDING COMMISSIONER

FINANCIAL REPORT

For The Month Of January, 2016

	COUNTY		CITY		YEAR TO DATE COMBINED TOTALS	
Building Permits	28	\$4,661.23	55	\$7,068.00	83	\$11,729.23
Improvement Location Permits	1	\$45.00	1	\$30.00	2	\$75.00
Fence Permits	0	\$0.00	1	\$30.00	1	\$30.00
Electric Permits	26	\$1,373.00	50	\$13,125.00	76	\$14,498.00
Plumbing Permits	36	\$1,606.00	105	\$5,908.00	141	\$7,514.00
Heating Permits	45	\$2,308.00	74	\$7,226.00	119	\$9,534.00
Demolition Permits	6	\$293.07	41	\$1,725.16	47	\$2,018.23
Sign Permits	5	\$380.00	2	\$100.00	7	\$480.00
Moving Permits	0	\$0.00	0	\$0.00	0	\$0.00
Penalties	1	\$215.64	1	\$254.00	2	\$469.64
Design Guidelines	0	\$0.00	0	\$0.00	0	\$0.00
NE Neighborhood Plan Review	0	\$0.00	0	\$0.00	0	\$0.00
Filing Fees	1	\$220.00	1	\$130.00	2	\$350.00
Zoning Documentation Fees	2	\$60.00	7	\$210.00	9	\$270.00
Sub-Total	151	\$11,161.94	338	\$35,806.16		
Contractor Licenses	39	\$3,900.00			39	\$3,900.00
Registrations	33	\$3,300.00			33	\$3,300.00
Test Filing Fees	3	\$150.00			3	\$150.00
Contractor Registrations	70	\$7,100.00			70	\$7,100.00
Sub-Total	145	\$14,450.00				
Copies	2	\$7.20			2	\$7.20
Fire Dept. Administration Fees	10	\$150.00			10	\$150.00
TOTALS.....					646	\$61,575.30
Month's Combined Totals.....	646	\$61,575.30				

**CHARLES C. BULOT, C.B.O. C.F.M
BUILDING COMMISSIONER**



JAMES D. MARKLE, R.A.
Design/Plan Review Specialist

**ST. JOSEPH COUNTY/SOUTH BEND
BUILDING DEPARTMENT**

125 S. Lafayette Blvd.
Suite 100
South Bend, IN 46601
Phone: (574)235-9554
Fax: (574)235-5541



MARK A. LYONS
Asst. Zoning Administrator

CHARLES C. BULOT
BUILDING COMMISSIONER

FINANCIAL REPORT

For The Month Of February, 2015

	<u>COUNTY</u>		<u>CITY</u>		<u>YEAR TO DATE COMBINED TOTALS</u>	
Building Permits	32	\$12,460.51	34	\$4,527.22	149	\$28,716.96
Improvement Location Permits	0	\$0.00	0	\$0.00	2	\$75.00
Fence Permits	0	\$0.00	0	\$0.00	1	\$30.00
Electric Permits	33	\$2,421.50	50	\$8,700.00	159	\$25,619.50
Plumbing Permits	32	\$1,730.00	48	\$1,970.00	221	\$11,214.00
Heating Permits	42	\$3,094.00	66	\$3,095.00	227	\$15,723.00
Demolition Permits	1	\$44.80	56	\$2,559.64	104	\$4,622.67
Sign Permits	2	\$200.00	5	\$620.00	14	\$1,300.00
Moving Permits	0	\$0.00	0	\$0.00	0	\$0.00
Penalties	0	\$0.00	0	\$0.00	2	\$469.64
Design Guidelines	0	\$0.00	0	\$0.00	0	\$0.00
NE Neighborhood Plan Review	0	\$0.00	1	\$160.00	1	\$160.00
Filing Fees	2	\$430.00	15	\$2,930.00	19	\$3,710.00
Zoning Documentation Fees	4	\$120.00	3	\$90.00	16	\$480.00
Sub-Total	148	\$20,500.81	278	\$24,651.86		
Contractor Licenses	24	\$2,400.00			63	\$6,300.00
Registrations	24	\$2,400.00			57	\$5,700.00
Test Filing Fees	0	\$0.00			3	\$150.00
Contractor Registrations	51	\$5,200.00			121	\$12,300.00
Sub-Total	99	\$10,000.00				
Copies	0	\$0.00			2	\$7.20
Fire Dept. Administration Fees	10	\$150.00			20	\$300.00
TOTALS.....					1181	\$116,877.97
Month's Combined Totals.....	535	\$55,302.67				

**CHARLES C. BULOT, C.B.O. C.F.M
BUILDING COMMISSIONER**



JAMES D. MARKLE, R.A.
Design/Plan Review Specialist

**ST. JOSEPH COUNTY/SOUTH BEND
BUILDING DEPARTMENT**

125 S. Lafayette Blvd.
Suite 100
South Bend, IN 46601
Phone: (574)235-9554
Fax: (574)235-5541



MARK A. LYONS
Asst. Zoning Administrator

CHARLES C. BULOT
BUILDING COMMISSIONER

FINANCIAL REPORT

For The Month Of March, 2015

	<u>COUNTY</u>		<u>CITY</u>		<u>YEAR TO DATE COMBINED TOTALS</u>	
Building Permits	106	\$134,663.78	87	\$9,115.22	342	\$172,495.96
Improvement Location Permits	0	\$0.00	1	\$30.00	3	\$105.00
Fence Permits	0	\$0.00	8	\$260.00	9	\$290.00
Electric Permits	40	\$4,430.25	59	\$3,543.00	258	\$33,592.75
Plumbing Permits	62	\$2,926.00	72	\$3,255.00	355	\$17,395.00
Heating Permits	44	\$3,096.00	76	\$3,964.00	347	\$22,783.00
Demolition Permits	9	\$417.00	15	\$691.18	128	\$5,730.85
Sign Permits	2	\$290.00	11	\$1,100.00	27	\$2,690.00
Moving Permits	1	\$125.00	0	\$0.00	1	\$125.00
Penalties	1	\$140.00	0	\$0.00	3	\$609.64
Design Guidelines	0	\$0.00	0	\$0.00	0	\$0.00
NE Neighborhood Plan Review	0	\$0.00	1	\$160.00	2	\$320.00
Filing Fees	7	\$1,035.00	3	\$345.00	29	\$5,090.00
Zoning Documentation Fees	2	\$60.00	3	\$90.00	21	\$630.00
Sub-Total	274	\$147,183.03	336	\$22,553.40		
Contractor Licenses	34	\$3,400.00			97	\$9,700.00
Registrations	15	\$1,500.00			72	\$7,200.00
Test Filing Fees	9	\$450.00			12	\$600.00
Contractor Registrations	88	\$8,900.00			209	\$21,200.00
Sub-Total	146	\$14,250.00				
Copies	0	\$0.00			2	\$7.20
Fire Dept. Administration Fees	7	\$90.00			27	\$390.00
TOTALS.....					1944	\$300,954.40
Month's Combined Totals.....	763	\$184,076.43				

**CHARLES C. BULOT, C.B.O. C.F.M
BUILDING COMMISSIONER**



JAMES D. MARKLE, R.A.
Design/Plan Review Specialist

**ST. JOSEPH COUNTY/SOUTH BEND
BUILDING DEPARTMENT**

125 S. Lafayette Blvd.
Suite 100
South Bend, IN 46601
Phone: (574)235-9554
Fax: (574)235-5541



MARK A. LYONS
Asst. Zoning Administrator

CHARLES C. BULOT
BUILDING COMMISSIONER

FINANCIAL REPORT

For The Month Of April, 2015

	<u>COUNTY</u>		<u>CITY</u>		<u>YEAR TO DATE COMBINED TOTALS</u>	
Building Permits	171	\$30,076.67	140	\$22,757.85	653	\$225,330.48
Improvement Location Permits	1	\$30.00	1	\$30.00	5	\$165.00
Fence Permits	0	\$0.00	23	\$805.00	32	\$1,095.00
Electric Permits	67	\$3,251.00	56	\$3,805.00	381	\$40,648.75
Plumbing Permits	65	\$4,785.00	93	\$5,215.00	513	\$27,395.00
Heating Permits	39	\$2,860.00	50	\$5,405.00	436	\$31,048.00
Demolition Permits	6	\$242.08	16	\$809.06	150	\$6,781.99
Sign Permits	4	\$270.00	3	\$230.00	34	\$3,190.00
Moving Permits	0	\$0.00	0	\$0.00	1	\$125.00
Penalties	0	\$0.00	1	\$60.00	4	\$669.64
Design Guidelines	0	\$0.00	0	\$0.00	0	\$0.00
NE Neighborhood Plan Review	0	\$0.00	1	\$160.00	3	\$480.00
Filing Fees	4	\$430.00	6	\$825.00	39	\$6,345.00
Zoning Documentation Fees	0	\$0.00	3	\$90.00	24	\$720.00
Sub-Total	357	\$41,944.75	393	\$40,191.91		
Contractor Licenses	30	\$3,200.00			127	\$12,900.00
Registrations	9	\$900.00			81	\$8,100.00
Test Filing Fees	4	\$200.00			16	\$800.00
Contractor Registrations	99	\$10,100.00			308	\$31,300.00
Sub-Total	142	\$14,400.00				
Copies	1	\$7.50			3	\$14.70
Fire Dept. Administration Fees	11	\$165.00			38	\$555.00
TOTALS.....					2848	\$397,663.56
Month's Combined Totals.....	904	\$96,709.16				

**CHARLES C. BULOT, C.B.O. C.F.M.
BUILDING COMMISSIONER**



JAMES D. MARKLE, R.A.
Design/Plan Review Specialist

**ST. JOSEPH COUNTY/SOUTH BEND
BUILDING DEPARTMENT**

125 S. Lafayette Blvd.
Suite 100
South Bend, IN 46601
Phone: (574)235-9554
Fax: (574)235-5541



MARK A. LYONS
Asst. Zoning Administrator

CHARLES C. BULOT
BUILDING COMMISSIONER

FINANCIAL REPORT

For The Month Of May, 2015

	<u>COUNTY</u>		<u>CITY</u>		<u>YEAR TO DATE COMBINED TOTALS</u>	
Building Permits	193	\$51,085.02	120	\$106,440.73	966	\$382,856.23
Improvement Location Permits	2	\$60.00	4	\$120.00	11	\$345.00
Fence Permits	0	\$0.00	24	\$790.00	56	\$1,885.00
Electric Permits	55	\$9,562.50	67	\$6,261.75	503	\$56,473.00
Plumbing Permits	63	\$8,578.00	60	\$4,826.00	636	\$40,799.00
Heating Permits	86	\$11,885.00	76	\$6,305.00	598	\$49,238.00
Demolition Permits	8	\$320.40	7	\$263.20	165	\$7,365.59
Sign Permits	2	\$205.00	11	\$1,040.00	47	\$4,435.00
Moving Permits	1	\$175.00	0	\$0.00	2	\$300.00
Penalties	2	\$770.00	4	\$490.00	10	\$1,929.64
Design Guidelines	0	\$0.00	0	\$0.00	0	\$0.00
NE Neighborhood Plan Review	0	\$0.00	1	\$160.00	4	\$640.00
Filing Fees	5	\$640.00	4	\$340.00	48	\$7,325.00
Zoning Documentation Fees	1	\$30.00	1	\$30.00	26	\$780.00
Sub-Total	418	\$83,310.92	379	\$127,066.68		
Contractor Licenses	26	\$2,600.00			153	\$15,500.00
Registrations	13	\$1,300.00			94	\$9,400.00
Test Filing Fees	6	\$300.00			22	\$1,100.00
Contractor Registrations	95	\$9,600.00			403	\$40,900.00
Sub-Total	140	\$13,800.00				
Copies	0	\$0.00			3	\$14.70
Fire Dept. Administration Fees	8	\$120.00			46	\$675.00
TOTALS.....					3793	\$621,961.16
Month's Combined Totals.....	945	\$224,297.60				

**CHARLES C. BULOT, C.B.O. C.F.M
BUILDING COMMISSIONER**



JAMES D. MARKLE, R.A.
Design/Plan Review Specialist

**ST. JOSEPH COUNTY/SOUTH BEND
BUILDING DEPARTMENT**

125 S. Lafayette Blvd.
Suite 100
South Bend, IN 46601
Phone: (574)235-9554
Fax: (574)235-5541



MARK A. LYONS
Asst. Zoning Administrator

CHARLES C. BULOT
BUILDING COMMISSIONER

FINANCIAL REPORT

For The Month Of June, 2015

	<u>COUNTY</u>		<u>CITY</u>		<u>YEAR TO DATE COMBINED TOTALS</u>	
Building Permits	172	\$56,125.44	131	\$19,593.50	1269	\$458,575.17
Improvement Location Permits	3	\$90.00	2	\$150.00	16	\$585.00
Fence Permits	0	\$0.00	19	\$911.00	75	\$2,796.00
Electric Permits	73	\$21,246.75	70	\$5,143.25	646	\$82,863.00
Plumbing Permits	69	\$5,598.00	61	\$3,858.00	766	\$50,255.00
Heating Permits	93	\$8,429.00	74	\$4,691.00	765	\$62,358.00
Demolition Permits	15	\$646.80	10	\$385.00	190	\$8,397.39
Sign Permits	3	\$245.00	10	\$1,620.00	60	\$6,300.00
Moving Permits	0	\$0.00	0	\$0.00	2	\$300.00
Penalties	1	\$110.00	2	\$170.00	13	\$2,209.64
Design Guidelines	0	\$0.00	0	\$0.00	0	\$0.00
NE Neighborhood Plan Review	0	\$0.00	2	\$320.00	6	\$960.00
Filing Fees	5	\$605.00	5	\$1,340.00	58	\$9,270.00
Zoning Documentation Fees	0	\$0.00	2	\$60.00	28	\$840.00
Sub-Total	434	\$93,095.99	388	\$38,241.75		
Contractor Licenses	32	\$3,200.00			185	\$18,700.00
Registrations	9	\$900.00			103	\$10,300.00
Test Filing Fees	7	\$350.00			29	\$1,450.00
Contractor Registrations	94	\$9,400.00			497	\$50,300.00
Sub-Total	142	\$13,850.00				
Copies	0	\$0.00			3	\$14.70
Fire Dept. Administration Fees	10	\$150.00			56	\$825.00
TOTALS.....					4767	\$767,298.90
Month's Combined Totals.....	974	\$145,337.74				

**CHARLES C. BULOT, C.B.O. C.F.M
BUILDING COMMISSIONER**



JAMES D. MARKLE, R.A.
Design/Plan Review Specialist

**ST. JOSEPH COUNTY/SOUTH BEND
BUILDING DEPARTMENT**

125 S. Lafayette Blvd.
Suite 100
South Bend, IN 46601
Phone: (574)235-9554
Fax: (574)235-5541



MARK A. LYONS
Asst. Zoning Administrator

CHARLES C. BULOT
BUILDING COMMISSIONER

FINANCIAL REPORT

For The Month Of July, 2015

	<u>COUNTY</u>		<u>CITY</u>		<u>YEAR TO DATE COMBINED TOTALS</u>	
Building Permits	158	\$20,142.09	144	\$48,404.44	1571	\$527,121.70
Improvement Location Permits	0	\$0.00	4	\$135.00	20	\$720.00
Fence Permits	0	\$0.00	9	\$305.00	84	\$3,101.00
Electric Permits	59	\$4,754.00	58	\$9,695.00	763	\$97,312.00
Plumbing Permits	52	\$4,579.00	79	\$6,104.00	897	\$60,938.00
Heating Permits	54	\$5,574.00	134	\$6,333.00	953	\$74,265.00
Demolition Permits	5	\$180.00	85	\$4,482.58	280	\$13,059.97
Sign Permits	3	\$315.00	9	\$1,035.00	72	\$7,650.00
Moving Permits	0	\$0.00	0	\$0.00	2	\$300.00
Penalties	1	\$80.00	0	\$0.00	14	\$2,289.64
Design Guidelines	0	\$0.00	0	\$0.00	0	\$0.00
NE Neighborhood Plan Review	0	\$0.00	1	\$160.00	7	\$1,120.00
Filing Fees	8	\$1,340.00	6	\$735.00	72	\$11,345.00
Zoning Documentation Fees	0	\$0.00	5	\$200.00	33	\$1,040.00
Sub-Total	340	\$36,964.09	534	\$77,589.02		
Contractor Licenses	22	\$2,300.00			207	\$21,000.00
Registrations	9	\$900.00			112	\$11,200.00
Test Filing Fees	2	\$100.00			31	\$1,550.00
Contractor Registrations	101	\$10,200.00			598	\$60,500.00
Sub-Total	134	\$13,500.00				
Copies	0	\$0.00			3	\$14.70
Fire Dept. Administration Fees	8	\$120.00			64	\$945.00
TOTALS.....					5783	\$895,472.01
Month's Combined Totals.....	1016	\$128,173.11				

CHARLES C. BULOT, C.B.O. C.F.M
BUILDING COMMISSIONER



JAMES D. MARKLE, R.A.
Design/Plan Review Specialist

**ST. JOSEPH COUNTY/SOUTH BEND
BUILDING DEPARTMENT**

125 S. Lafayette Blvd.
Suite 100
South Bend, IN 46601
Phone: (574)235-9554
Fax: (574)235-5541



MARK A. LYONS
Asst. Zoning Administrator

CHARLES C. BULOT
BUILDING COMMISSIONER

FINANCIAL REPORT

For The Month Of August, 2015

	<u>COUNTY</u>		<u>CITY</u>		<u>YEAR TO DATE COMBINED TOTALS</u>	
Building Permits	146	\$16,764.33	138	\$23,913.80	1855	\$567,799.83
Improvement Location Permits	0	\$0.00	1	\$30.00	21	\$750.00
Fence Permits	0	\$0.00	18	\$715.00	102	\$3,816.00
Electric Permits	66	\$7,332.75	169	\$12,672.75	998	\$117,317.50
Plumbing Permits	63	\$2,884.00	82	\$5,774.00	1042	\$69,596.00
Heating Permits	84	\$5,170.00	70	\$4,607.00	1107	\$84,042.00
Demolition Permits	8	\$294.14	26	\$1,489.78	314	\$14,843.89
Sign Permits	4	\$545.00	4	\$445.00	80	\$8,640.00
Moving Permits	0	\$0.00	0	\$0.00	2	\$300.00
Penalties	1	\$100.00	0	\$0.00	15	\$2,389.64
Design Guidelines	0	\$0.00	0	\$0.00	0	\$0.00
NE Neighborhood Plan Review	0	\$0.00	2	\$320.00	9	\$1,440.00
Filing Fees	3	\$435.00	3	\$345.00	78	\$12,125.00
Zoning Documentation Fees	2	\$60.00	1	\$30.00	36	\$1,130.00
Sub-Total	377	\$33,585.22	514	\$50,342.33		
Contractor Licenses	20	\$2,000.00			227	\$23,000.00
Registrations	8	\$800.00			120	\$12,000.00
Test Filing Fees	5	\$250.00			36	\$1,800.00
Contractor Registrations	86	\$8,900.00			684	\$69,400.00
Sub-Total	119	\$11,950.00				
Copies	0	\$0.00			3	\$14.70
Fire Dept. Administration Fees	7	\$105.00			71	\$1,050.00
TOTALS.....					6800	\$991,454.56
Month's Combined Totals.....	1017	\$95,982.55				

**CHARLES C. BULOT, C.B.O. C.F.M
BUILDING COMMISSIONER**



JAMES D. MARKLE, R.A.
Design/Plan Review Specialist

**ST. JOSEPH COUNTY/SOUTH BEND
BUILDING DEPARTMENT**

125 S. Lafayette Blvd.
Suite 100
South Bend, IN 46601
Phone: (574)235-9554
Fax: (574)235-5541



MARK A. LYONS
Asst. Zoning Administrator

CHARLES C. BULOT
BUILDING COMMISSIONER
FINANCIAL REPORT

For The Month Of September, 2015

	<u>COUNTY</u>		<u>CITY</u>		<u>YEAR TO DATE COMBINED TOTALS</u>	
Building Permits	167	\$34,606.97	163	\$20,656.54	2185	\$623,063.34
Improvement Location Permits	1	\$30.00	1	\$30.00	23	\$810.00
Fence Permits	0	\$0.00	11	\$410.00	113	\$4,226.00
Electric Permits	63	\$5,327.00	89	\$13,134.75	1150	\$135,779.25
Plumbing Permits	64	\$6,779.00	86	\$8,388.00	1192	\$84,763.00
Heating Permits	74	\$5,640.00	112	\$9,458.00	1293	\$99,140.00
Demolition Permits	4	\$215.96	29	\$1,465.86	347	\$16,525.71
Sign Permits	3	\$160.00	14	\$1,825.00	97	\$10,625.00
Moving Permits	0	\$0.00	0	\$0.00	2	\$300.00
Penalties	1	\$150.00	1	\$100.00	17	\$2,639.64
Design Guidelines	0	\$0.00	0	\$0.00	0	\$0.00
NE Neighborhood Plan Review	0	\$0.00	1	\$160.00	10	\$1,600.00
Filing Fees	6	\$690.00	7	\$1,170.00	91	\$13,985.00
Zoning Documentation Fees	1	\$30.00	3	\$150.00	40	\$1,310.00
Sub-Total	384	\$53,628.93	517	\$56,948.15		
Contractor Licenses	20	\$2,000.00			247	\$25,000.00
Registrations	8	\$800.00			128	\$12,800.00
Test Filing Fees	2	\$100.00			38	\$1,900.00
Contractor Registrations	98	\$9,900.00			782	\$79,300.00
Sub-Total	128	\$12,800.00				
Copies	0	\$0.00			3	\$14.70
Fire Dept. Administration Fees	6	\$90.00			77	\$1,140.00
TOTALS.....					7835	\$1,114,921.64
Month's Combined Totals.....	1035	\$123,467.08				


CHARLES C. BULOT, C.B.O. C.F.M.
BUILDING COMMISSIONER



JAMES D. MARKLE, R.A.
Design/Plan Review Specialist

**ST. JOSEPH COUNTY/SOUTH BEND
BUILDING DEPARTMENT**

125 S. Lafayette Blvd.
Suite 100
South Bend, IN 46601
Phone: (574)235-9554
Fax: (574)235-5541



MARK A. LYONS
Asst. Zoning Administrator

CHARLES C. BULOT
BUILDING COMMISSIONER

FINANCIAL REPORT

For The Month Of October, 2016

	<u>COUNTY</u>		<u>CITY</u>		<u>YEAR TO DATE COMBINED TOTALS</u>	
Building Permits	149	\$20,019.01	160	\$25,769.32	2494	\$668,851.67
Improvement Location Permits	1	\$30.00	4	\$135.00	28	\$975.00
Fence Permits	0	\$0.00	15	\$535.00	128	\$4,761.00
Electric Permits	72	\$8,078.75	76	\$10,866.75	1298	\$154,724.75
Plumbing Permits	72	\$11,478.00	87	\$4,435.00	1351	\$100,676.00
Heating Permits	81	\$5,174.00	134	\$13,650.00	1508	\$117,964.00
Demolition Permits	11	\$477.90	26	\$1,209.94	384	\$18,213.55
Sign Permits	4	\$430.00	13	\$1,065.00	114	\$12,120.00
Moving Permits	0	\$0.00	0	\$0.00	2	\$300.00
Penalties	1	\$120.00	0	\$0.00	18	\$2,759.64
Design Guidelines	0	\$0.00	0	\$0.00	0	\$0.00
NE Neighborhood Plan Review	0	\$0.00	2	\$320.00	12	\$1,920.00
Filing Fees	6	\$600.00	2	\$260.00	99	\$14,845.00
Zoning Documentation Fees	0	\$0.00	4	\$120.00	44	\$1,430.00
Sub-Total	397	\$46,407.66	523	\$58,366.01		
Contractor Licenses	19	\$2,000.00			266	\$27,000.00
Registrations	5	\$700.00			133	\$13,500.00
Test Filing Fees	5	\$250.00			43	\$2,150.00
Contractor Registrations	84	\$8,600.00			866	\$87,900.00
Sub-Total	113	\$11,550.00				
Copies	1	\$5.00			4	\$19.70
Fire Dept. Administration Fees	7	\$105.00			84	\$1,245.00
TOTALS.....					8876	\$1,231,355.31
Month's Combined Totals.....	1041	\$116,433.67				

CHARLES C. BULOT, C.B.O. C.F.M.
BUILDING COMMISSIONER



JAMES D. MARKLE, R.A.
Design/Plan Review Specialist

**ST. JOSEPH COUNTY/SOUTH BEND
BUILDING DEPARTMENT**

125 S. Lafayette Blvd.
Suite 100
South Bend, IN 46601
Phone: (574)235-9554
Fax: (574)235-5541



MARK A. LYONS
Asst. Zoning Administrator

CHARLES C. BULOT
BUILDING COMMISSIONER
FINANCIAL REPORT

For The Month Of November, 2015

	<u>COUNTY</u>		<u>CITY</u>		<u>YEAR TO DATE COMBINED TOTALS</u>	
Building Permits	93	\$19,225.13	105	\$10,062.19	2692	\$698,138.99
Improvement Location Permits	0	\$0.00	1	\$30.00	29	\$1,005.00
Fence Permits	0	\$0.00	5	\$195.00	133	\$4,956.00
Electric Permits	42	\$2,777.00	73	\$6,737.00	1413	\$164,238.75
Plumbing Permits	62	\$2,392.00	69	\$2,999.00	1482	\$106,067.00
Heating Permits	86	\$4,237.00	112	\$6,581.00	1706	\$128,782.00
Demolition Permits	5	\$678.86	52	\$2,711.50	441	\$21,603.91
Sign Permits	2	\$75.00	4	\$365.00	120	\$12,560.00
Moving Permits	0	\$0.00	0	\$0.00	2	\$300.00
Penalties	1	\$120.00	2	\$140.00	21	\$3,019.64
Design Guidelines	0	\$0.00	0	\$0.00	0	\$0.00
NE Neighborhood Plan Review	0	\$0.00	0	\$0.00	12	\$1,920.00
Filing Fees	4	\$600.00	4	\$340.00	107	\$15,785.00
Zoning Documentation Fees	0	\$0.00	3	\$90.00	47	\$1,520.00
Sub-Total	295	\$30,104.99	430	\$30,250.69		
Contractor Licenses	26	\$2,600.00			292	\$29,600.00
Registrations	13	\$1,300.00			146	\$14,800.00
Test Filing Fees	3	\$150.00			46	\$2,300.00
Contractor Registrations	54	\$5,400.00			920	\$93,300.00
Sub-Total	96	\$9,450.00				
Copies	1	\$6.00			5	\$25.70
Fire Dept. Administration Fees	5	\$75.00			89	\$1,320.00
TOTALS.....					9703	\$1,301,241.99
Month's Combined Totals.....	827	\$69,886.68				

**CHARLES C. BULOT, C.B.O. C.F.M
BUILDING COMMISSIONER**



JAMES D. MARKLE, R.A.
Design/Plan Review Specialist

**ST. JOSEPH COUNTY/SOUTH BEND
BUILDING DEPARTMENT**

125 S. Lafayette Blvd.
Suite 100
South Bend, IN 46601
Phone: (574)235-9554
Fax: (574)235-5541

CHARLES C. BULOT
BUILDING COMMISSIONER




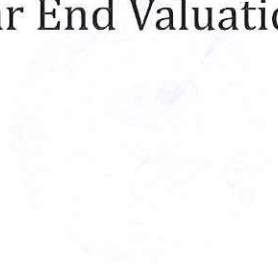
MARK A. LYONS
Asst. Zoning Administrator

**FINANCIAL REPORT
For The Month Of December, 2015**

	<u>COUNTY</u>		<u>CITY</u>		<u>YEAR TO DATE COMBINED TOTALS</u>	
Building Permits	72	\$31,548.76	76	\$9,993.36	2840	\$739,681.11
Improvement Location Permits	1	\$30.00	3	\$180.00	33	\$1,215.00
Fence Permits	0	\$0.00	5	\$205.00	138	\$5,161.00
Electric Permits	42	\$14,420.00	67	\$6,221.25	1522	\$184,880.00
Plumbing Permits	74	\$3,556.00	79	\$3,558.00	1635	\$113,181.00
Heating Permits	78	\$8,948.00	118	\$10,070.00	1902	\$147,800.00
Demolition Permits	2	\$71.20	9	\$404.74	452	\$22,079.85
Sign Permits	7	\$1,095.00	7	\$550.00	134	\$14,205.00
Moving Permits	0	\$0.00	0	\$0.00	2	\$300.00
Penalties	0	\$0.00	1	\$264.00	22	\$3,283.64
Design Guidelines	0	\$0.00	0	\$0.00	0	\$0.00
NE Neighborhood Plan Review	0	\$0.00	1	\$160.00	13	\$2,080.00
Filing Fees	8	\$1,075.00	6	\$1,525.00	121	\$18,385.00
Zoning Documentation Fees	1	\$30.00	2	\$80.00	50	\$1,630.00
Sub-Total	285	\$60,773.96	374	\$33,211.35		
Contractor Licenses	105	\$10,500.00			397	\$40,100.00
Registrations	50	\$5,000.00			196	\$19,800.00
Test Filing Fees	4	\$200.00			50	\$2,500.00
Contractor Registrations	76	\$7,700.00			996	\$101,000.00
Sub-Total	235	\$23,400.00				
Copies	0	\$0.00			5	\$25.70
Fire Dept. Administration Fees	11	\$165.00			100	\$1,485.00
TOTALS.....					10608	\$1,418,792.30
Month's Combined Totals.....	905	\$117,550.31				

**CHARLES C. BULOT, C.B.O. C.F.M
BUILDING COMMISSIONER**

Year End Valuations





JAMES D. MARKLE, R.A.
Design/Plan Review Specialist

**ST. JOSEPH COUNTY/SOUTH BEND
BUILDING DEPARTMENT**

125 S. Lafayette Blvd.
Suite 100
South Bend, IN 46601
Phone: (574)235-9554
Fax: (574)235-5541

CHARLES C. BULOT
BUILDING COMMISSIONER



MARK A. LYONS
Asst. Zoning Administrator

**VALUATION REPORT
For The Year Of 2015**

	<u>COUNTY</u>		<u>CITY</u>	
Single Family Dwellings	91	\$23,452,334.00	76	\$16,971,380.00
Duplexes	0	\$0.00	0	\$0.00
Multi-Family	2	\$7,575,200.00	9	\$10,529,123.00
Residential Garages	50	\$1,150,443.00	42	\$586,772.02
Residential Swimming Pools	36	\$1,014,670.00	5	\$115,000.00
Utility Buildings	102	\$2,646,599.00	7	\$132,244.00
Commercial Buildings	11	\$2,794,912.00	18	\$30,998,969.00
Manufacturing Buildings	1	\$200,000.00	2	\$15,195,000.00
Public/Semi-Public Bldgs.	4	\$42,655,272.00	1	\$349,000.00
Foundations	3	\$268,998.00	2	\$54,590.00
ADDITIONS AND/OR ALTERATIONS				
Residential Dwellings	1080	\$13,018,571.34	963	\$9,669,077.93
Commercial Buildings	52	\$8,985,646.00	173	\$26,251,804.25
Manufacturing Buildings	2	\$195,000.00	6	\$15,591,913.00
Public/Semi-Public Bldgs.	29	\$73,790,756.00	21	\$52,349,109.00
TOTALS.....	1463	\$177,748,401.34	1325	\$178,793,982.20
COMBINED TOTALS.....	2788	\$356,542,383.54		

**CHARLES C. BULOT, C.B.O. C.F.M
BUILDING COMMISSIONER**



JAMES D. MARKLE, R.A.
Design/Plan Review Specialist

**ST. JOSEPH COUNTY/SOUTH BEND
BUILDING DEPARTMENT**

125 S. Lafayette Blvd.
Suite 100
South Bend, IN 46601
Phone: (574)235-9554
Fax: (574)235-5541

CHARLES C. BULOT
BUILDING COMMISSIONER

**VALUATION REPORT
For The Year Of 2015**




MARK A. LYONS
Asst. Zoning Administrator

167	Single Family Dwellings	\$40,423,714.00
0	Duplexes	\$0.00
11	Multi-Family	\$18,104,323.00
92	Residential Garages	\$1,737,215.02
41	Residential Swimming Pools	\$1,129,670.00
109	Utility Buildings	\$2,778,843.00
29	Commercial Buildings	\$33,793,881.00
3	Manufacturing Buildings	\$15,395,000.00
5	Public/Semi-Public Bldgs.	\$43,004,272.00
5	Foundations	\$323,588.00
ADDITIONS AND/OR ALTERATIONS		
2043	Residential Dwellings	\$22,687,649.27
225	Commercial Buildings	\$35,237,450.25
8	Manufacturing Buildings	\$15,786,913.00
50	Public/Semi-Public Bldgs.	\$126,139,865.00
TOTAL VALUATION OF 2788 PERMITS		\$356,542,383.54

**CHARLES C. BULOT, C.B.O. C.F.M.
BUILDING COMMISSIONER**

Year End Financials



Faint text below the left seal, possibly a title or subtitle.

Faint text below the right seal, possibly a title or subtitle.

Faint text block on the left side, likely part of a list or table.

Faint text block on the right side, likely part of a list or table.

Faint text block on the left side, likely part of a list or table.

Faint text block on the right side, likely part of a list or table.

Faint text block on the left side, likely part of a list or table.

Faint text block on the right side, likely part of a list or table.

Faint text block on the left side, likely part of a list or table.

Faint text block on the right side, likely part of a list or table.

Faint text block on the left side, likely part of a list or table.

Faint text block on the right side, likely part of a list or table.

Faint text block on the left side, likely part of a list or table.

Faint text block on the right side, likely part of a list or table.

Faint text block on the left side, likely part of a list or table.

Faint text block on the right side, likely part of a list or table.

Faint text block on the left side, likely part of a list or table.

Faint text block on the right side, likely part of a list or table.

Faint text block on the left side, likely part of a list or table.

Faint text block on the right side, likely part of a list or table.

Faint text block on the left side, likely part of a list or table.

Faint text block on the right side, likely part of a list or table.

Faint text block on the left side, likely part of a list or table.

Faint text block on the right side, likely part of a list or table.



JAMES D. MARKLE, R.A.
Design/Plan Review Specialist

**ST. JOSEPH COUNTY/SOUTH BEND
BUILDING DEPARTMENT**

125 S. Lafayette Blvd.
Suite 100
South Bend, IN 46601
Phone: (574)235-9554
Fax: (574)235-5541

CHARLES C. BULOT
BUILDING COMMISSIONER



MARK A. LYONS
Asst. Zoning Administrator

**FINANCIAL REPORT
For The Year Of 2015**

	<u>COUNTY</u>		<u>CITY</u>	
Building Permits	1487	\$431,378.94	1353	\$308,302.17
Improvement Location Permits	10	\$315.00	23	\$900.00
Fence Permits	0	\$0.00	138	\$5,161.00
Electric Permits	638	\$84,974.50	884	\$99,905.50
Plumbing Permits	714	\$56,891.00	921	\$56,290.00
Heating Permits	806	\$66,415.00	1096	\$81,385.00
Demolition Permits	80	\$3,882.21	372	\$18,197.64
Sign Permits	41	\$4,210.00	93	\$9,995.00
Moving Permits	2	\$300.00	0	\$0.00
Penalties	10	\$1,805.64	12	\$1,478.00
Design Guidelines	0	\$0.00	0	\$0.00
NE Neighborhood Plan Review	0	\$0.00	13	\$2,080.00
Filing Fees	59	\$8,100.00	62	\$10,285.00
Zoning Documentation Fees	13	\$390.00	37	\$1,240.00
Sub-Total	3860	\$658,662.29	5004	\$595,219.31
Contractor Licenses	397	\$40,100.00		
Registrations	196	\$19,800.00		
Test Filing Fees	50	\$2,500.00		
Contractor Registrations	996	\$101,000.00		
Sub-Total	1639	\$163,400.00		
Copies	5	\$25.70		
Fire Dept. Administration Fees	100	\$1,485.00		

GRAND TOTALS.....

10608 \$1,418,792.30

**CHARLES C. BULOT, C.B.O. C.F.M.
BUILDING COMMISSIONER**



JAMES D. MARKLE, R.A.
Design/Plan Review Specialist

**ST. JOSEPH COUNTY/SOUTH BEND
BUILDING DEPARTMENT**

125 S. Lafayette Blvd.
Suite 100
South Bend, IN 46601
Phone: (574)235-9554
Fax: (574)235-5541

CHARLES C. BULOT
BUILDING COMMISSIONER

**FINANCIAL REPORT
For The Year Of 2015**



MARK A. LYONS
Asst. Zoning Administrator

2840	Building Permits	\$739,681.11
33	Improvement Location Permits	\$1,215.00
138	Fence Permits	\$5,161.00
1522	Electric Permits	\$184,880.00
1635	Plumbing Permits	\$113,181.00
1902	Heating Permits	\$147,800.00
452	Demolition Permits	\$22,079.85
134	Sign Permits	\$14,205.00
2	Moving Permits	\$300.00
22	Penalties	\$3,283.64
0	Design Guidelines	\$0.00
13	NE Neighborhood Plan Review	\$2,080.00
121	Filing Fees	\$18,385.00
50	Zoning Documentation Fees	\$1,630.00
397	Contractor Licenses	\$40,100.00
196	Registrations	\$19,800.00
50	Test Filing Fees	\$2,500.00
996	Contractor Registrations	\$101,000.00
5	Copies	\$25.70
100	Fire Dept. Administration Fees	\$1,485.00
<hr/>		<hr/>
10608	TOTAL FEES COLLECTED	\$1,418,792.30

**CHARLES C. BULOT, C.B.O. C.F.M.
BUILDING COMMISSIONER**

Statement of Revenues and Expenditures

ST. JOSEPH COUNTY/SOUTH BEND BUILDING DEPARTMENT

STATEMENT OF REVENUES AND EXPENDITURES
FOR THE YEAR ENDING DECEMBER 31, 2015

REVENUES:

Construction Permits	1,251,827.30
Contractor Registrations and Licenses	163,400.00
Inspection Fees	0.00
Interest on Investments	6,891.89
Fire Department Review Fees	1,485.00
Reimbursement from Econ. Dev.	0.00
Sales of Fixed Assets - Vehicles	828.00
Miscellaneous Revenue	14,522.38
Northeast Neighborhood Design Fees	2,080.00
TOTAL OPERATING REVENUES.....	1,441,034.57

EXPENDITURES:

Salaries	617,080.06
Benefits	264,242.92
Temporary Services	0.00
Office Supplies & Printing	9,315.54
Legal Publication	0.00
Postage	2,145.37
Telephone	4,800.00
Office/Computer Equipment	10,895.49
Vehicle Expenses	20,252.83
Automobile and Copier Lease	20,695.99
Building Maintenance and Utilities	10,000.00
Travel and Education	4,953.04
Liability	5,568.00
City Administration Fees	37,548.60
Radio Communications	48.87
Dues, Membership, & Subscription	1,244.95
County Attorney	18,122.29
Refund/Bad Checks/Promotional	551.00
TOTAL OPERATING EXPENDITURES.....	1,027,464.95

Capital Expenditures 0.00

TOTAL EXPENDITURES INCLUDING CAPITAL..... 1,027,464.95

EXCESS REVENUES OVER (UNDER) EXPENDITURES..... 413,569.62

TOTAL BALANCE..... 590,823.62

Statement of Revenues and Expenditures – 10 year

BUILDING DEPARTMENT STATEMENT OF REVENUES AND EXPENDITURES FOR THE YEARS OF 2006 THRU 2015

	2006	2007	2008	2009	2010	2011	2012	2013	2014	2015
REVENUES:										
Construction Permits	850,626	905,833	976,912	798,729	688,328	723,611	834,002	784,154	837,061	1,251,827
Contractor Licenses/Registrations	181,625	171,800	178,025	169,250	169,150	154,875	150,750	153,850	155,150	163,400
Inspection Fees	275	350	1,125	825	325	25	890	600	660	0
Interest on Investments	1,557	791	1,440	674	129	113	380	667	930	6,892
Fire Department Review Fees								1,515	1,470	1,485
Northeast Neighborhood Review Fees								4,640	2,720	2,080
Fixed Assets Disposal	4,278	0	7,908	0	6,394	3,772	5,336	1,198	828	828
Reimbursements	11,858	7,908	2,484	12,537	10,503	7,773	8,017	1,089	8,917	0
Miscellaneous Revenues	3,187	0	2,058	0	780	0	6,237	6,516	1,568	14,522
TOTAL REVENUES	1,053,406	1,086,682	1,169,952	982,015	875,609	890,169	1,005,612	954,229	1,009,305	1,441,035
EXPENDITURES:										
Salaries	695,072	706,155	684,849	714,317	634,596	553,055	574,716	635,557	622,888	617,080
Benefits	252,249	250,750	253,050	257,967	176,032	186,591	197,889	228,432	237,543	264,243
Office Supplies & Printing	12,617	8,826	10,435	6,460	4,430	5,911	6,018	11,933	9,931	9,316
Other Repairs & Maint.	415	208	0	0	0	0	0	0	0	0
Legal Publications/Title Insurance	583	519	3,124	6	0	30	454	0	356	0
Postage	3,297	3,116	2,828	2,748	2,311	2,279	2,852	2,147	1,578	2,145
Telephone	3,318	3,923	3,414	3,136	3,150	4,563	5,623	5,040	4,920	4,800
Office/Computer Equipment	1,583	1,784	3,301	3,562	3,550	3,724	6,599	13,079	7,442	10,895
Vehicle Repairs	34,662	36,367	41,311	36,015	35,472	27,334	33,512	32,870	12,417	20,253
Automobile and Copier Lease	2,310	4,620	4,235	3,907	808	4,350	8,699	14,744	16,027	20,696
Buildings Lease/Reimb./Maint.&Util	10,000	10,000	10,000	10,000	10,000	10,000	10,000	10,000	10,000	10,000
Misc. Charges & Services	4,893	0	4,000	0	0	0	0	0	0	0
Insurance/Liability	13,471	14,172	12,518	13,800	12,861	20,160	12,396	12,576	17,184	5,568
Travel/Training	1,034	843	4,357	3,205	1,986	3,036	2,359	4,748	1,173	4,953
Legal Services – County	12,809	12,809	12,809	12,809	12,809	12,809	12,809	13,809	6,374	18,122
City Administration Fees	18,489	20,175	19,899	14,136	21,843	20,724	19,344	17,376	30,944	37,549
Radio Communications	2,831	2,924	3,033	2,328	2,395	2,232	2,340	2,508	122	49
Refunds	674	1,608	1,080	1,882	430	306	824	20	340	551
Dues, Membership & Subscriptions	1,687	1,765	2,000	1,740	1,651	1,532	956	1,498	1,588	1,245
Bad Debts/Uncollected NSF Checks	85	0	270	0	0	105	20	0	347	0
TOTAL OPER. EXPENSES	1,072,079	1,080,564	1,076,513	1,088,018	924,324	858,741	897,410	1,006,337	981,174	1,027,465
CAPITAL EXPENDITURES:										
Automobiles	38,000	0	26,900	0	0	0	0	0	0	0
Office Renovations/Move	0	0	0	0	0	0	0	0	0	0
Office Equip/Computer/Radio	0	1,885	247	8,036	0	15,762	0	0	0	0
TOTAL CAPITAL EXPENSE	38,000	0	28,785	247	8,036	0	15,762	0	0	0
TOTAL EXPENDITURES	1,110,079	1,080,564	1,105,298	1,088,265	932,360	858,741	913,172	1,006,337	981,174	1,027,465
EXCESS OF REVENUES OVER (UNDER) EXPENSES	(56,673)	6,118	64,654	(106,250)	(56,751)	31,428	92,440	(52,108)	28,131	413,569

TOTAL RESERVE BALANCE THRU 2014..... 177,254

