

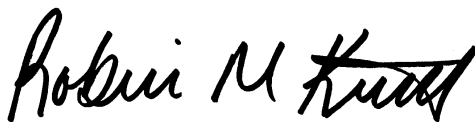
## ANALYTICAL REPORT

Job Number: 510-73461-1

Job Description: South Bend Former Studebaker Foundry

For:

Weaver Boos Consultants LLC  
4085 Meghan Beeler Court  
South Bend, IN 46628  
Attention: Jodi Slough



Approved for release.  
Robin M Kintz  
Project Manager I  
12/22/2011 1:00 PM

---

Robin M Kintz  
Project Manager I  
robinm.kintz@testamericainc.com  
12/22/2011

The test results in this report meet all NELAC requirements for parameters which accreditation is required or available. Any exceptions to NELAC requirements are noted in this report. Pursuant to NELAC, this report may not be reproduced, except in full, without the written approval of the laboratory. All questions regarding this test report should be directed to the Project Manager who signed this test report.

Valparaiso Certifications and IDs: New Hampshire (283711), Illinois (200065), Indiana DW (C-64-01), Indiana DW Micro (M-64-4), Washington (C842), Kentucky UST (57) and Foreign Soil Permit (P330-11-00073).

**TestAmerica Laboratories, Inc.**

TestAmerica Valparaiso 2400 Cumberland Drive, Valparaiso, IN 46383  
Tel (219) 464-2389 Fax (219) 462-2953 [www.testamericainc.com](http://www.testamericainc.com)



# Table of Contents

Cover Title Page .....	1
Data Summaries .....	4
Report Narrative .....	4
Manual Integration Summary .....	5
Sample Summary .....	6
Executive Summary .....	7
Method Summary .....	8
Method / Analyst Summary .....	9
Sample Datasheets .....	10
Surrogate Summary .....	22
QC Data Summary .....	23
Data Qualifiers .....	26
QC Association Summary .....	27
Lab Chronicle .....	28
Organic Sample Data .....	30
GC Semi VOA .....	30
Method 8082 .....	30
Method 8082 QC Summary .....	31
Method 8082 Sample Data .....	39
Standards Data .....	71
Method 8082 ICAL Data .....	71
Method 8082 CCAL Data .....	127
Raw QC Data .....	147
Method 8082 Blank Data .....	147
Method 8082 LCS/LCSD Data .....	152
Method 8082 MS/MSD Data .....	156

# Table of Contents

Method 8082 Run Logs .....	164
Method 8082 Prep Data .....	167
<b>Inorganic Sample Data .....</b>	<b>168</b>
General Chemistry Data .....	168
Gen Chem Cover Page .....	169
Gen Chem MDL .....	170
Gen Chem Analysis Run Log .....	171
Gen Chem Prep Data .....	172
<b>Shipping and Receiving Documents .....</b>	<b>173</b>
Client Chain of Custody .....	174
Sample Receipt Checklist .....	175

**Job Narrative**  
**510-73461-1**

**Comments**

No additional comments.

**Receipt**

All samples were received in good condition within temperature requirements.

**GC Semi VOA**

Method(s) 8082: The matrix spike / matrix spike duplicate (MS/MSD) recoveries for batch 91165 were outside control limits. The associated laboratory control sample (LCS) recovery met acceptance criteria.

Method(s) 8082: The matrix spike / matrix spike duplicate (MS/MSD) precision for batch 91165 was outside control limits. Non-homogeneity of the sample matrix is suspected.

Method(s) 8082: The following samples required two sulfuric acid clean-ups to reduce matrix interferences: (510-73461-7 MS), (510-73461-7 MSD), DUP (510-73461-5), TRC-11 (510-73461-2), TRC-12 (510-73461-1), TRC-13 (510-73461-6), TRC-14 (510-73461-7), TRC-15 (510-73461-8). Prep batches 91096 and 91165.

Method(s) 8082: The following samples were diluted due to the abundance of non-target analytes and the matrix of the samples: (510-73461-7 MS), (510-73461-7 MSD), DUP (510-73461-5), TRC-11 (510-73461-2), TRC-12 (510-73461-1), TRC-13 (510-73461-6), TRC-14 (510-73461-7), TRC-15 (510-73461-8). Elevated reporting limits (RLs) are provided. Prep batches 91096 and 91165.

Method(s) 8082: Due to the level of dilution required for the following samples, surrogate recoveries are not reported: (510-73461-7 MS), (510-73461-7 MSD), DUP (510-73461-5), TRC-11 (510-73461-2), TRC-12 (510-73461-1), TRC-13 (510-73461-6), TRC-14 (510-73461-7), TRC-15 (510-73461-8). Prep bathes 91096 and 91165.

No other analytical or quality issues were noted.

**General Chemistry**

No analytical or quality issues were noted.

**Organic Prep**

No analytical or quality issues were noted.

PCBS MANUAL INTEGRATION SUMMARY

Lab Name: TestAmerica Valparaiso Job No.: 510-73461-1

SDG No.: \_\_\_\_\_

Instrument ID: SGCA Analysis Batch Number: 91178

Lab Sample ID: STD500 510-91178/5 IC Client Sample ID: \_\_\_\_\_

Date Analyzed: 12/16/11 11:19 Lab File ID: B5995.D GC Column: 8082/608 ID: 0.53 (mm)

COMPOUND NAME	RETENTION TIME	MANUAL INTEGRATION		
		REASON	ANALYST	DATE
PCB-1260 Peak 1	6.77	Baseline Smoothing	iversc	12/16/11 11:55
PCB-1260 Peak 2	7.25	Baseline Smoothing	iversc	12/16/11 11:55
PCB-1260 Peak 3	7.49	Baseline Smoothing	iversc	12/16/11 11:55
PCB-1260 Peak 4	7.80	Baseline Smoothing	iversc	12/16/11 11:55
PCB-1260 Peak 5	8.56	Baseline Smoothing	iversc	12/16/11 11:55

## SAMPLE SUMMARY

Client: Weaver Boos Consultants LLC

Job Number: 510-73461-1

<b>Lab Sample ID</b>	<b>Client Sample ID</b>	<b>Client Matrix</b>	<b>Date/Time Sampled</b>	<b>Date/Time Received</b>
510-73461-1	TRC-12	Solid	12/15/2011 0000	12/15/2011 1515
510-73461-2	TRC-11	Solid	12/15/2011 0000	12/15/2011 1515
510-73461-5	DUP	Solid	12/15/2011 0000	12/15/2011 1515
510-73461-6	TRC-13	Solid	12/15/2011 0000	12/15/2011 1515
510-73461-7	TRC-14	Solid	12/15/2011 0000	12/15/2011 1515
510-73461-8	TRC-15	Solid	12/15/2011 0000	12/15/2011 1515

## EXECUTIVE SUMMARY - Detections

Client: Weaver Boos Consultants LLC

Job Number: 510-73461-1

Lab Sample ID Analyte	Client Sample ID	Result	Qualifier	Reporting Limit	Units	Method
<b>510-73461-1</b>	<b>TRC-12</b>					
PCB-1260		0.31		0.23	mg/Kg	8082
Percent Moisture		15		0.10	%	Moisture
Percent Solids		85		0.10	%	Moisture
<b>510-73461-2</b>	<b>TRC-11</b>					
Percent Moisture		12		0.10	%	Moisture
Percent Solids		88		0.10	%	Moisture
<b>510-73461-5</b>	<b>DUP</b>					
Percent Moisture		8.0		0.10	%	Moisture
Percent Solids		92		0.10	%	Moisture
<b>510-73461-6</b>	<b>TRC-13</b>					
Percent Moisture		7.6		0.10	%	Moisture
Percent Solids		92		0.10	%	Moisture
<b>510-73461-7</b>	<b>TRC-14</b>					
PCB-1260		0.33		0.21	mg/Kg	8082
Percent Moisture		3.2		0.10	%	Moisture
Percent Solids		97		0.10	%	Moisture
<b>510-73461-8</b>	<b>TRC-15</b>					
Percent Moisture		12		0.10	%	Moisture
Percent Solids		88		0.10	%	Moisture

## METHOD SUMMARY

Client: Weaver Boos Consultants LLC

Job Number: 510-73461-1

<b>Description</b>	<b>Lab Location</b>	<b>Method</b>	<b>Preparation Method</b>
<b>Matrix Solid</b>			
Polychlorinated Biphenyls (PCBs) by Gas Chromatography Mircrowave	TAL VAL	SW846 8082	SW846 3546
Percent Moisture	TAL VAL	EPA Moisture	

### Lab References:

TAL VAL = TestAmerica Valparaiso

### Method References:

EPA = US Environmental Protection Agency

SW846 = "Test Methods For Evaluating Solid Waste, Physical/Chemical Methods", Third Edition, November 1986 And Its Updates.



## METHOD / ANALYST SUMMARY

Client: Weaver Boos Consultants LLC

Job Number: 510-73461-1

<b>Method</b>	<b>Analyst</b>	<b>Analyst ID</b>
SW846 8082	Ivers, Catherine L	CLI
EPA Moisture	Tran, Kevin	KT

# Analytical Data

Client: Weaver Boos Consultants LLC

Job Number: 510-73461-1

Client Sample ID: TRC-12

Lab Sample ID: 510-73461-1

Date Sampled: 12/15/2011 0000

Client Matrix: Solid

% Moisture: 15.2

Date Received: 12/15/2011 1515

## 8082 Polychlorinated Biphenyls (PCBs) by Gas Chromatography

Analysis Method: 8082	Analysis Batch: 510-91178	Instrument ID: SGCA
Prep Method: 3546	Prep Batch: 510-91165	Initial Weight/Volume: 15.20 g
Dilution: 10		Final Weight/Volume: 5 mL
Analysis Date: 12/16/2011 1946	Run Type: DL	Injection Volume: 1 uL
Prep Date: 12/16/2011 0828		Result Type: PRIMARY

Analyte	DryWt Corrected: Y	Result (mg/Kg)	Qualifier	RL
PCB-1016		<0.23		0.23
PCB-1221		<0.23		0.23
PCB-1232		<0.23		0.23
PCB-1242		<0.23		0.23
PCB-1248		<0.23		0.23
PCB-1254		<0.23		0.23
PCB-1260		0.31		0.23

Surrogate	%Rec	Qualifier	Acceptance Limits
DCB Decachlorobiphenyl	0	D	14 - 147
Dibutylchloroendate	0	D	10 - 132

# Analytical Data

Client: Weaver Boos Consultants LLC

Job Number: 510-73461-1

Client Sample ID: TRC-11

Lab Sample ID: 510-73461-2

Date Sampled: 12/15/2011 0000

Client Matrix: Solid

% Moisture: 11.9

Date Received: 12/15/2011 1515

## 8082 Polychlorinated Biphenyls (PCBs) by Gas Chromatography

Analysis Method: 8082	Analysis Batch: 510-91178	Instrument ID: SGCA
Prep Method: 3546	Prep Batch: 510-91165	Initial Weight/Volume: 15.77 g
Dilution: 10		Final Weight/Volume: 5 mL
Analysis Date: 12/16/2011 2001	Run Type: DL	Injection Volume: 1 uL
Prep Date: 12/16/2011 0828		Result Type: PRIMARY

Analyte	DryWt Corrected: Y	Result (mg/Kg)	Qualifier	RL
PCB-1016		<0.22		0.22
PCB-1221		<0.22		0.22
PCB-1232		<0.22		0.22
PCB-1242		<0.22		0.22
PCB-1248		<0.22		0.22
PCB-1254		<0.22		0.22
PCB-1260		<0.22		0.22

Surrogate	%Rec	Qualifier	Acceptance Limits
DCB Decachlorobiphenyl	0	D	14 - 147
Dibutylchloroendate	0	D	10 - 132

# Analytical Data

Client: Weaver Boos Consultants LLC

Job Number: 510-73461-1

Client Sample ID: DUP

Lab Sample ID: 510-73461-5

Date Sampled: 12/15/2011 0000

Client Matrix: Solid

% Moisture: 8.0

Date Received: 12/15/2011 1515

## 8082 Polychlorinated Biphenyls (PCBs) by Gas Chromatography

Analysis Method: 8082	Analysis Batch: 510-91178	Instrument ID: SGCA
Prep Method: 3546	Prep Batch: 510-91165	Initial Weight/Volume: 15.32 g
Dilution: 10		Final Weight/Volume: 5 mL
Analysis Date: 12/16/2011 2017	Run Type: DL	Injection Volume: 1 uL
Prep Date: 12/16/2011 0828		Result Type: PRIMARY

Analyte	DryWt Corrected: Y	Result (mg/Kg)	Qualifier	RL
PCB-1016		<0.21		0.21
PCB-1221		<0.21		0.21
PCB-1232		<0.21		0.21
PCB-1242		<0.21		0.21
PCB-1248		<0.21		0.21
PCB-1254		<0.21		0.21
PCB-1260		<0.21		0.21

Surrogate	%Rec	Qualifier	Acceptance Limits
DCB Decachlorobiphenyl	0	D	14 - 147
Dibutylchloroendate	0	D	10 - 132

# Analytical Data

Client: Weaver Boos Consultants LLC

Job Number: 510-73461-1

Client Sample ID: TRC-13

Lab Sample ID: 510-73461-6

Date Sampled: 12/15/2011 0000

Client Matrix: Solid

% Moisture: 7.6

Date Received: 12/15/2011 1515

## 8082 Polychlorinated Biphenyls (PCBs) by Gas Chromatography

Analysis Method: 8082	Analysis Batch: 510-91178	Instrument ID: SGCA
Prep Method: 3546	Prep Batch: 510-91165	Initial Weight/Volume: 15.08 g
Dilution: 10		Final Weight/Volume: 5 mL
Analysis Date: 12/16/2011 2047	Run Type: DL	Injection Volume: 1 uL
Prep Date: 12/16/2011 0828		Result Type: PRIMARY

Analyte	DryWt Corrected: Y	Result (mg/Kg)	Qualifier	RL
PCB-1016		<0.22		0.22
PCB-1221		<0.22		0.22
PCB-1232		<0.22		0.22
PCB-1242		<0.22		0.22
PCB-1248		<0.22		0.22
PCB-1254		<0.22		0.22
PCB-1260		<0.22		0.22

Surrogate	%Rec	Qualifier	Acceptance Limits
DCB Decachlorobiphenyl	0	D	14 - 147
Dibutylchloroendate	0	D	10 - 132

# Analytical Data

Client: Weaver Boos Consultants LLC

Job Number: 510-73461-1

Client Sample ID: TRC-14

Lab Sample ID: 510-73461-7

Date Sampled: 12/15/2011 0000

Client Matrix: Solid

% Moisture: 3.2

Date Received: 12/15/2011 1515

## 8082 Polychlorinated Biphenyls (PCBs) by Gas Chromatography

Analysis Method: 8082	Analysis Batch: 510-91178	Instrument ID: SGCA
Prep Method: 3546	Prep Batch: 510-91165	Initial Weight/Volume: 15.06 g
Dilution: 10		Final Weight/Volume: 5 mL
Analysis Date: 12/16/2011 2103	Run Type: DL	Injection Volume: 1 uL
Prep Date: 12/16/2011 0828		Result Type: PRIMARY

Analyte	DryWt Corrected: Y	Result (mg/Kg)	Qualifier	RL
PCB-1016		<0.21		0.21
PCB-1221		<0.21		0.21
PCB-1232		<0.21		0.21
PCB-1242		<0.21		0.21
PCB-1248		<0.21		0.21
PCB-1254		<0.21		0.21
PCB-1260		0.33		0.21

Surrogate	%Rec	Qualifier	Acceptance Limits
DCB Decachlorobiphenyl	0	D	14 - 147
Dibutylchloroendate	0	D	10 - 132

# Analytical Data

Client: Weaver Boos Consultants LLC

Job Number: 510-73461-1

Client Sample ID: TRC-15

Lab Sample ID: 510-73461-8

Date Sampled: 12/15/2011 0000

Client Matrix: Solid

% Moisture: 12.0

Date Received: 12/15/2011 1515

## 8082 Polychlorinated Biphenyls (PCBs) by Gas Chromatography

Analysis Method: 8082	Analysis Batch: 510-91178	Instrument ID: SGCA
Prep Method: 3546	Prep Batch: 510-91165	Initial Weight/Volume: 15.65 g
Dilution: 10		Final Weight/Volume: 5 mL
Analysis Date: 12/16/2011 2149	Run Type: DL	Injection Volume: 1 uL
Prep Date: 12/16/2011 0828		Result Type: PRIMARY

Analyte	DryWt Corrected: Y	Result (mg/Kg)	Qualifier	RL
PCB-1016		<0.22		0.22
PCB-1221		<0.22		0.22
PCB-1232		<0.22		0.22
PCB-1242		<0.22		0.22
PCB-1248		<0.22		0.22
PCB-1254		<0.22		0.22
PCB-1260		<0.22		0.22

Surrogate	%Rec	Qualifier	Acceptance Limits
DCB Decachlorobiphenyl	0	D	14 - 147
Dibutylchloroendate	0	D	10 - 132

# Analytical Data

Client: Weaver Boos Consultants LLC

Job Number: 510-73461-1

---

## General Chemistry

**Client Sample ID:** TRC-12

Lab Sample ID: 510-73461-1

Client Matrix: Solid

Date Sampled: 12/15/2011 0000

Date Received: 12/15/2011 1515

Analyte	Result	Qual	Units	RL	Dil	Method
Percent Moisture	15		%	0.10	1.0	Moisture
	Analysis Batch: 510-91146	Analysis Date: 12/15/2011	1730			DryWt Corrected: N
Percent Solids	85		%	0.10	1.0	Moisture
	Analysis Batch: 510-91146	Analysis Date: 12/15/2011	1730			DryWt Corrected: N



# Analytical Data

Client: Weaver Boos Consultants LLC

Job Number: 510-73461-1

---

## General Chemistry

**Client Sample ID:** TRC-11

Lab Sample ID: 510-73461-2

Client Matrix: Solid

Date Sampled: 12/15/2011 0000

Date Received: 12/15/2011 1515

Analyte	Result	Qual	Units	RL	Dil	Method
Percent Moisture	12		%	0.10	1.0	Moisture
	Analysis Batch: 510-91146	Analysis Date: 12/15/2011	1730			DryWt Corrected: N
Percent Solids	88		%	0.10	1.0	Moisture
	Analysis Batch: 510-91146	Analysis Date: 12/15/2011	1730			DryWt Corrected: N

# Analytical Data

Client: Weaver Boos Consultants LLC

Job Number: 510-73461-1

---

## General Chemistry

**Client Sample ID:** DUP

Lab Sample ID: 510-73461-5

Client Matrix: Solid

Date Sampled: 12/15/2011 0000

Date Received: 12/15/2011 1515

Analyte	Result	Qual	Units	RL	Dil	Method
Percent Moisture	8.0		%	0.10	1.0	Moisture
	Analysis Batch: 510-91146	Analysis Date: 12/15/2011	1730			DryWt Corrected: N
Percent Solids	92		%	0.10	1.0	Moisture
	Analysis Batch: 510-91146	Analysis Date: 12/15/2011	1730			DryWt Corrected: N

# Analytical Data

Client: Weaver Boos Consultants LLC

Job Number: 510-73461-1

---

## General Chemistry

**Client Sample ID: TRC-13**

Lab Sample ID: 510-73461-6

Date Sampled: 12/15/2011 0000

Client Matrix: Solid

Date Received: 12/15/2011 1515

Analyte	Result	Qual	Units	RL	Dil	Method
Percent Moisture	7.6		%	0.10	1.0	Moisture
	Analysis Batch: 510-91146	Analysis Date: 12/15/2011	1730			DryWt Corrected: N
Percent Solids	92		%	0.10	1.0	Moisture
	Analysis Batch: 510-91146	Analysis Date: 12/15/2011	1730			DryWt Corrected: N

Client: Weaver Boos Consultants LLC

Job Number: 510-73461-1

---

**General Chemistry**

**Client Sample ID: TRC-14**

Lab Sample ID: 510-73461-7

Date Sampled: 12/15/2011 0000

Client Matrix: Solid

Date Received: 12/15/2011 1515

Analyte	Result	Qual	Units	RL	Dil	Method
Percent Moisture	3.2		%	0.10	1.0	Moisture
	Analysis Batch: 510-91146	Analysis Date: 12/15/2011	1730			DryWt Corrected: N
Percent Solids	97		%	0.10	1.0	Moisture
	Analysis Batch: 510-91146	Analysis Date: 12/15/2011	1730			DryWt Corrected: N

Client: Weaver Boos Consultants LLC

Job Number: 510-73461-1

---

**General Chemistry**

**Client Sample ID: TRC-15**

Lab Sample ID: 510-73461-8

Date Sampled: 12/15/2011 0000

Client Matrix: Solid

Date Received: 12/15/2011 1515

Analyte	Result	Qual	Units	RL	Dil	Method
Percent Moisture	12		%	0.10	1.0	Moisture
	Analysis Batch: 510-91146	Analysis Date: 12/15/2011 1730				DryWt Corrected: N
Percent Solids	88		%	0.10	1.0	Moisture
	Analysis Batch: 510-91146	Analysis Date: 12/15/2011 1730				DryWt Corrected: N

Client: Weaver Boos Consultants LLC

Job Number: 510-73461-1

**Surrogate Recovery Report**

**8082 Polychlorinated Biphenyls (PCBs) by Gas Chromatography**

**Client Matrix: Solid**

Lab Sample ID	Client Sample ID	DBC1 %Rec	DCB1 %Rec
510-73461-1 DL	TRC-12 DL	0D	0D
510-73461-2 DL	TRC-11 DL	0D	0D
510-73461-5 DL	DUP DL	0D	0D
510-73461-6 DL	TRC-13 DL	0D	0D
510-73461-7 DL	TRC-14 DL	0D	0D
510-73461-8 DL	TRC-15 DL	0D	0D
MB 510-91165/1-A		59	92
LCS 510-91165/2-A		74	94
510-73461-7 MS DL	TRC-14 MS DL	0D	0D
510-73461-7 MSD DL	TRC-14 MSD DL	0D	0D

Surrogate	Acceptance Limits
DBC = Dibutylchloroendate	10-132
DCB = DCB Decachlorobiphenyl	14-147

## Quality Control Results

Client: Weaver Boos Consultants LLC

Job Number: 510-73461-1

**Method Blank - Batch: 510-91165**

**Method: 8082**  
**Preparation: 3546**

Lab Sample ID: MB 510-91165/1-A  
Client Matrix: Solid  
Dilution: 1.0  
Analysis Date: 12/16/2011 1915  
Prep Date: 12/16/2011 0828  
Leach Date: N/A

Analysis Batch: 510-91178  
Prep Batch: 510-91165  
Leach Batch: N/A  
Units: mg/Kg

Instrument ID: SGCA  
Lab File ID: B6025.D  
Initial Weight/Volume: 15 g  
Final Weight/Volume: 5 mL  
Injection Volume: 1 uL  
Column ID: PRIMARY

Analyte	Result	Qual	RL
PCB-1016	<0.020		0.020
PCB-1221	<0.020		0.020
PCB-1232	<0.020		0.020
PCB-1242	<0.020		0.020
PCB-1248	<0.020		0.020
PCB-1254	<0.020		0.020
PCB-1260	<0.020		0.020

Surrogate	% Rec	Acceptance Limits
DCB Decachlorobiphenyl	92	14 - 147
Dibutylchloroendate	59	10 - 132

**Lab Control Sample - Batch: 510-91165**

**Method: 8082**  
**Preparation: 3546**

Lab Sample ID: LCS 510-91165/2-A  
Client Matrix: Solid  
Dilution: 1.0  
Analysis Date: 12/16/2011 1931  
Prep Date: 12/16/2011 0828  
Leach Date: N/A

Analysis Batch: 510-91178  
Prep Batch: 510-91165  
Leach Batch: N/A  
Units: mg/Kg

Instrument ID: SGCA  
Lab File ID: B6026.D  
Initial Weight/Volume: 15 g  
Final Weight/Volume: 5 mL  
Injection Volume: 1 uL  
Column ID: PRIMARY

Analyte	Spike Amount	Result	% Rec.	Limit	Qual
PCB-1016	0.334	0.313	94	71 - 118	
PCB-1260	0.334	0.321	96	72 - 125	

Surrogate	% Rec	Acceptance Limits
DCB Decachlorobiphenyl	94	14 - 147
Dibutylchloroendate	74	10 - 132

## Quality Control Results

Client: Weaver Boos Consultants LLC

Job Number: 510-73461-1

**Matrix Spike/  
Matrix Spike Duplicate Recovery Report - Batch: 510-91165**

**Method: 8082  
Preparation: 3546**

MS Lab Sample ID: 510-73461-7DL  
Client Matrix: Solid  
Dilution: 10  
Analysis Date: 12/16/2011 2118  
Prep Date: 12/16/2011 0828  
Leach Date: N/A

Analysis Batch: 510-91178  
Prep Batch: 510-91165  
Leach Batch: N/A  
Run Type: DL

Instrument ID: SGCA  
Lab File ID: B6033.D  
Initial Weight/Volume: 15.44 g  
Final Weight/Volume: 5 mL  
Injection Volume: 1 uL  
Column ID: PRIMARY

MSD Lab Sample ID: 510-73461-7DL  
Client Matrix: Solid  
Dilution: 10  
Analysis Date: 12/16/2011 2133  
Prep Date: 12/16/2011 0828  
Leach Date: N/A

Analysis Batch: 510-91178  
Prep Batch: 510-91165  
Leach Batch: N/A  
Run Type: DL

Instrument ID: SGCA  
Lab File ID: B6034.D  
Initial Weight/Volume: 15.90 g  
Final Weight/Volume: 5 mL  
Injection Volume: 1 uL  
Column ID: PRIMARY

Analyte	% Rec.		Limit	RPD	RPD Limit	MS Qual	MSD Qual
	MS	MSD					
PCB-1016	102	114	71 - 118	8	30		
PCB-1260	549	68	72 - 125	119	30	F	F
Surrogate	MS % Rec		MSD % Rec	Acceptance Limits			
DCB Decachlorobiphenyl	0	D	0	D	14 - 147		
Dibutylchlorendate	0	D	0	D	10 - 132		

**Matrix Spike/  
Matrix Spike Duplicate Recovery Report - Batch: 510-91165**

**Method: 8082  
Preparation: 3546**

MS Lab Sample ID: 510-73461-7DL  
Client Matrix: Solid  
Dilution: 10  
Analysis Date: 12/16/2011 2118  
Prep Date: 12/16/2011 0828  
Leach Date: N/A  
Run Type: DL

Units: mg/Kg

MSD Lab Sample ID: 510-73461-7DL  
Client Matrix: Solid  
Dilution: 10  
Analysis Date: 12/16/2011 2133  
Prep Date: 12/16/2011 0828  
Leach Date: N/A  
Run Type: DL

Analyte	Sample Result/Qual	MS Spike Amount	MSD Spike Amount	MS Result/Qual	MSD Result/Qual
PCB-1016	<0.21	0.335	0.325	0.343	0.372
PCB-1260	0.33	0.335	0.325	2.17 F	0.548 F



# Quality Control Results

Client: Weaver Boos Consultants LLC

Job Number: 510-73461-1

## Method Blank - Batch: 510-91146

**Method: Moisture**  
**Preparation: N/A**

Lab Sample ID: MB 510-91146/1  
Client Matrix: Solid  
Dilution: 1.0  
Analysis Date: 12/15/2011 1730  
Prep Date: N/A  
Leach Date: N/A

Analysis Batch: 510-91146  
Prep Batch: N/A  
Leach Batch: N/A  
Units: %

Instrument ID: No Equipment  
Lab File ID: N/A  
Initial Weight/Volume:  
Final Weight/Volume:

Analyte	Result	Qual	RL
Percent Moisture	100		0.10
Percent Solids	0.022		0.10

## DATA REPORTING QUALIFIERS

Client: Weaver Boos Consultants LLC

Job Number: 510-73461-1

<b>Lab Section</b>	<b>Qualifier</b>	<b>Description</b>
GC Semi VOA		
	F	MS or MSD exceeds the control limits
	F	RPD of the MS and MSD exceeds the control limits
	D	Surrogate or matrix spike recoveries were not obtained because the extract was diluted for analysis; also compounds analyzed at a dilution may be flagged with a D.

## Quality Control Results

Client: Weaver Boos Consultants LLC

Job Number: 510-73461-1

### QC Association Summary

Lab Sample ID	Client Sample ID	Report Basis	Client Matrix	Method	Prep Batch
<b>GC Semi VOA</b>					
<b>Prep Batch: 510-91165</b>					
LCS 510-91165/2-A	Lab Control Sample	T	Solid	3546	
MB 510-91165/1-A	Method Blank	T	Solid	3546	
510-73461-1DL	TRC-12	T	Solid	3546	
510-73461-2DL	TRC-11	T	Solid	3546	
510-73461-5DL	DUP	T	Solid	3546	
510-73461-6DL	TRC-13	T	Solid	3546	
510-73461-7DL	TRC-14	T	Solid	3546	
510-73461-7MSDL	Matrix Spike	T	Solid	3546	
510-73461-7MSDDL	Matrix Spike Duplicate	T	Solid	3546	
510-73461-8DL	TRC-15	T	Solid	3546	
<b>Analysis Batch:510-91178</b>					
LCS 510-91165/2-A	Lab Control Sample	T	Solid	8082	510-91165
MB 510-91165/1-A	Method Blank	T	Solid	8082	510-91165
510-73461-1DL	TRC-12	T	Solid	8082	510-91165
510-73461-2DL	TRC-11	T	Solid	8082	510-91165
510-73461-5DL	DUP	T	Solid	8082	510-91165
510-73461-6DL	TRC-13	T	Solid	8082	510-91165
510-73461-7DL	TRC-14	T	Solid	8082	510-91165
510-73461-7MSDL	Matrix Spike	T	Solid	8082	510-91165
510-73461-7MSDDL	Matrix Spike Duplicate	T	Solid	8082	510-91165
510-73461-8DL	TRC-15	T	Solid	8082	510-91165

**Report Basis**

T = Total

### General Chemistry

<b>Analysis Batch:510-91146</b>					
MB 510-91146/1	Method Blank	T	Solid	Moisture	
510-73461-1	TRC-12	T	Solid	Moisture	
510-73461-2	TRC-11	T	Solid	Moisture	
510-73461-5	DUP	T	Solid	Moisture	
510-73461-6	TRC-13	T	Solid	Moisture	
510-73461-7	TRC-14	T	Solid	Moisture	
510-73461-8	TRC-15	T	Solid	Moisture	

**Report Basis**

T = Total

## Quality Control Results

Client: Weaver Boos Consultants LLC

Job Number: 510-73461-1

### Laboratory Chronicle

**Lab ID: 510-73461-1**

**Client ID: TRC-12**

Sample Date/Time: 12/15/2011 00:00    Received Date/Time: 12/15/2011 15:15

Method	Bottle ID	Run	Analysis		Date Prepared /		Dil	Lab	Analyst
			Batch	Prep Batch	Analyzed				
P:3546	510-73461-B-1-A	DL	510-91178	510-91165	12/16/2011	08:28	10	TAL VAL	SNP
A:8082	510-73461-B-1-A	DL	510-91178	510-91165	12/16/2011	19:46	10	TAL VAL	CLI
A:Moisture	510-73461-A-1		510-91146		12/15/2011	17:30	1	TAL VAL	KT

**Lab ID: 510-73461-2**

**Client ID: TRC-11**

Sample Date/Time: 12/15/2011 00:00    Received Date/Time: 12/15/2011 15:15

Method	Bottle ID	Run	Analysis		Date Prepared /		Dil	Lab	Analyst
			Batch	Prep Batch	Analyzed				
P:3546	510-73461-A-2-A	DL	510-91178	510-91165	12/16/2011	08:28	10	TAL VAL	SNP
A:8082	510-73461-A-2-A	DL	510-91178	510-91165	12/16/2011	20:01	10	TAL VAL	CLI
A:Moisture	510-73461-A-2		510-91146		12/15/2011	17:30	1	TAL VAL	KT

**Lab ID: 510-73461-5**

**Client ID: DUP**

Sample Date/Time: 12/15/2011 00:00    Received Date/Time: 12/15/2011 15:15

Method	Bottle ID	Run	Analysis		Date Prepared /		Dil	Lab	Analyst
			Batch	Prep Batch	Analyzed				
P:3546	510-73461-A-5-A	DL	510-91178	510-91165	12/16/2011	08:28	10	TAL VAL	SNP
A:8082	510-73461-A-5-A	DL	510-91178	510-91165	12/16/2011	20:17	10	TAL VAL	CLI
A:Moisture	510-73461-A-5		510-91146		12/15/2011	17:30	1	TAL VAL	KT

**Lab ID: 510-73461-6**

**Client ID: TRC-13**

Sample Date/Time: 12/15/2011 00:00    Received Date/Time: 12/15/2011 15:15

Method	Bottle ID	Run	Analysis		Date Prepared /		Dil	Lab	Analyst
			Batch	Prep Batch	Analyzed				
P:3546	510-73461-B-6-A	DL	510-91178	510-91165	12/16/2011	08:28	10	TAL VAL	SNP
A:8082	510-73461-B-6-A	DL	510-91178	510-91165	12/16/2011	20:47	10	TAL VAL	CLI
A:Moisture	510-73461-B-6		510-91146		12/15/2011	17:30	1	TAL VAL	KT

**Lab ID: 510-73461-7**

**Client ID: TRC-14**

Sample Date/Time: 12/15/2011 00:00    Received Date/Time: 12/15/2011 15:15

Method	Bottle ID	Run	Analysis		Date Prepared /		Dil	Lab	Analyst
			Batch	Prep Batch	Analyzed				
P:3546	510-73461-A-7-A	DL	510-91178	510-91165	12/16/2011	08:28	10	TAL VAL	SNP
A:8082	510-73461-A-7-A	DL	510-91178	510-91165	12/16/2011	21:03	10	TAL VAL	CLI
A:Moisture	510-73461-A-7		510-91146		12/15/2011	17:30	1	TAL VAL	KT

## Quality Control Results

Client: Weaver Boos Consultants LLC

Job Number: 510-73461-1

### Laboratory Chronicle

**Lab ID: 510-73461-7 MS**

**Client ID: TRC-14**

Sample Date/Time: 12/15/2011 00:00    Received Date/Time: 12/15/2011 15:15

Method	Bottle ID	Run	Analysis Batch	Prep Batch	Date Prepared / Analyzed	Dil	Lab	Analyst
P:3546	510-73461-A-7-B MS	DL	510-91178	510-91165	12/16/2011 08:28	10	TAL VAL	SNP
A:8082	510-73461-A-7-B MS	DL	510-91178	510-91165	12/16/2011 21:18	10	TAL VAL	CLI

**Lab ID: 510-73461-7 MSD**

**Client ID: TRC-14**

Sample Date/Time: 12/15/2011 00:00    Received Date/Time: 12/15/2011 15:15

Method	Bottle ID	Run	Analysis Batch	Prep Batch	Date Prepared / Analyzed	Dil	Lab	Analyst
P:3546	510-73461-A-7-C MSD	DL	510-91178	510-91165	12/16/2011 08:28	10	TAL VAL	SNP
A:8082	510-73461-A-7-C MSD	DL	510-91178	510-91165	12/16/2011 21:33	10	TAL VAL	CLI

**Lab ID: 510-73461-8**

**Client ID: TRC-15**

Sample Date/Time: 12/15/2011 00:00    Received Date/Time: 12/15/2011 15:15

Method	Bottle ID	Run	Analysis Batch	Prep Batch	Date Prepared / Analyzed	Dil	Lab	Analyst
P:3546	510-73461-A-8-A	DL	510-91178	510-91165	12/16/2011 08:28	10	TAL VAL	SNP
A:8082	510-73461-A-8-A	DL	510-91178	510-91165	12/16/2011 21:49	10	TAL VAL	CLI
A:Moisture	510-73461-A-8		510-91146		12/15/2011 17:30	1	TAL VAL	KT

**Lab ID: MB**

**Client ID: N/A**

Sample Date/Time: N/A    Received Date/Time: N/A

Method	Bottle ID	Run	Analysis Batch	Prep Batch	Date Prepared / Analyzed	Dil	Lab	Analyst
P:3546	MB 510-91165/1-A		510-91178	510-91165	12/16/2011 08:28	1	TAL VAL	SNP
A:8082	MB 510-91165/1-A		510-91178	510-91165	12/16/2011 19:15	1	TAL VAL	CLI
A:Moisture	MB 510-91146/1		510-91146		12/15/2011 17:30	1	TAL VAL	KT

**Lab ID: LCS**

**Client ID: N/A**

Sample Date/Time: N/A    Received Date/Time: N/A

Method	Bottle ID	Run	Analysis Batch	Prep Batch	Date Prepared / Analyzed	Dil	Lab	Analyst
P:3546	LCS 510-91165/2-A		510-91178	510-91165	12/16/2011 08:28	1	TAL VAL	SNP
A:8082	LCS 510-91165/2-A		510-91178	510-91165	12/16/2011 19:31	1	TAL VAL	CLI

**Lab References:**

TAL VAL = TestAmerica Valparaiso

# Method 8082

---

Polychlorinated Biphenyls (PCBs) by  
Gas Chromatography by Method 8082

FORM II  
PCBS SURROGATE RECOVERY

Lab Name: TestAmerica Valparaiso Job No.: 510-73461-1

SDG No.: \_\_\_\_\_

Matrix: Solid Level: Low

GC Column (1): 8082/608 ID: 0.53 (mm)

Client Sample ID	Lab Sample ID	DBC1 #	DCB1 #
TRC-12 DL	510-73461-1 DL	0 D	0 D
TRC-11 DL	510-73461-2 DL	0 D	0 D
DUP DL	510-73461-5 DL	0 D	0 D
TRC-13 DL	510-73461-6 DL	0 D	0 D
TRC-14 DL	510-73461-7 DL	0 D	0 D
TRC-15 DL	510-73461-8 DL	0 D	0 D
	MB 510-91165/1-A	59	92
	LCS 510-91165/2-A	74	94
TRC-14 MS DL	510-73461-7 MS DL	0 D	0 D
TRC-14 MSD DL	510-73461-7 MSD DL	0 D	0 D

DBC = Dibutylchloroendate  
DCB = DCB Decachlorobiphenyl

QC LIMITS  
10-132  
14-147

# Column to be used to flag recovery values

FORM III  
PCBS LAB CONTROL SAMPLE RECOVERY

Lab Name: TestAmerica Valparaiso Job No.: 510-73461-1

SDG No.: \_\_\_\_\_

Matrix: Solid Level: Low Lab File ID: B6026.D

Lab ID: LCS 510-91165/2-A Client ID: \_\_\_\_\_

COMPOUND	SPIKE ADDED (mg/Kg)	LCS CONCENTRATION (mg/Kg)	LCS % REC	QC LIMITS REC	#
PCB-1016	0.334	0.313	94	71-118	
PCB-1260	0.334	0.321	96	72-125	

# Column to be used to flag recovery and RPD values



FORM III  
PCBS MATRIX SPIKE RECOVERY

Lab Name: TestAmerica Valparaiso Job No.: 510-73461-1  
 SDG No.: \_\_\_\_\_  
 Matrix: Solid Level: Low Lab File ID: B6033.D  
 Lab ID: 510-73461-7 MS DL Client ID: TRC-14 MS DL

COMPOUND	SPIKE ADDED (mg/Kg)	SAMPLE CONCENTRATION (mg/Kg)	MS CONCENTRATION (mg/Kg)	MS % REC	QC LIMITS REC	#
PCB-1016	0.335	<0.21	0.343	102	71-118	
PCB-1260	0.335	0.33	2.17	549	72-125	F

# Column to be used to flag recovery and RPD values  
 FORM III 8082

FORM III  
PCBS MATRIX SPIKE DUPLICATE RECOVERY

Lab Name: TestAmerica Valparaiso Job No.: 510-73461-1

SDG No.: \_\_\_\_\_

Matrix: Solid Level: Low Lab File ID: B6034.D

Lab ID: 510-73461-7 MSD DL Client ID: TRC-14 MSD DL

COMPOUND	SPIKE ADDED (mg/Kg)	MSD CONCENTRATION (mg/Kg)	MSD % REC	% RPD	QC LIMITS		#
					RPD	REC	
PCB-1016	0.325	0.372	114	8	30	71-118	
PCB-1260	0.325	0.548	68	119	30	72-125	F

# Column to be used to flag recovery and RPD values

FORM IV  
PCBS METHOD BLANK SUMMARY

Lab Name: TestAmerica Valparaiso Job No.: 510-73461-1  
 SDG No.: \_\_\_\_\_  
 Lab Sample ID: MB 510-91165/1-A  
 Matrix: Solid Date Extracted: 12/16/2011 08:28  
 Lab File ID: (1) B6025.D Lab File ID: (2) \_\_\_\_\_  
 Date Analyzed: (1) 12/16/2011 19:15 Date Analyzed: (2) \_\_\_\_\_  
 Instrument ID: (1) SGCA Instrument ID: (2) \_\_\_\_\_  
 GC Column: (1) 8082/608 ID: 0.53 (mm) GC Column: (2) \_\_\_\_\_ ID: \_\_\_\_\_

THIS METHOD BLANK APPLIES TO THE FOLLOWING SAMPLES:

CLIENT SAMPLE ID	LAB SAMPLE ID	DATE ANALYZED 1	DATE ANALYZED 2
	LCS 510-91165/2-A	12/16/2011 19:31	
TRC-12 DL	510-73461-1 DL	12/16/2011 19:46	
TRC-11 DL	510-73461-2 DL	12/16/2011 20:01	
DUP DL	510-73461-5 DL	12/16/2011 20:17	
TRC-13 DL	510-73461-6 DL	12/16/2011 20:47	
TRC-14 DL	510-73461-7 DL	12/16/2011 21:03	
TRC-14 MS DL	510-73461-7 MS DL	12/16/2011 21:18	
TRC-14 MSD DL	510-73461-7 MSD DL	12/16/2011 21:33	
TRC-15 DL	510-73461-8 DL	12/16/2011 21:49	

FORM X  
IDENTIFICATION SUMMARY

Lab Name: TestAmerica Valparaiso Job No.: 510-73461-1  
 SDG No.: \_\_\_\_\_  
 Client Sample ID: TRC-14 MS DL Lab Sample ID: 510-73461-7 MS DL  
 Instrument ID (1): SGCA Instrument ID (2): \_\_\_\_\_  
 Date Analyzed (1): 12/16/2011 21:18 Date Analyzed (2): \_\_\_\_\_  
 GC Column (1): 8082/608 ID: 0.53(mm) GC Column (2): \_\_\_\_\_ ID: \_\_\_\_\_

ANALYTE	COL	PEAK	RT	RT WINDOW		CONCENTRATION		
				FROM	TO	PEAK	MEAN	
PCB-1016	1	1	3.16	3.06	3.26	0.333	0.343	
		2	3.58	3.48	3.68	0.335		
		3	4.37	4.27	4.47	0.351		
		4	4.94	4.84	5.04	0.353		
PCB-1260	1	1	6.77	6.67	6.87	2.11	2.17	
		2	7.26	7.16	7.36	2.31		
		3	7.50	7.40	7.60	2.20		
		4	7.81	7.71	7.91	2.43		
		5	8.57	8.47	8.67	1.78		

FORM X  
IDENTIFICATION SUMMARY

Lab Name: TestAmerica Valparaiso Job No.: 510-73461-1  
 SDG No.: \_\_\_\_\_  
 Client Sample ID: TRC-14 MSD DL Lab Sample ID: 510-73461-7 MSD DL  
 Instrument ID (1): SGCA Instrument ID (2): \_\_\_\_\_  
 Date Analyzed (1): 12/16/2011 21:33 Date Analyzed (2): \_\_\_\_\_  
 GC Column (1): 8082/608 ID: 0.53(mm) GC Column (2): \_\_\_\_\_ ID: \_\_\_\_\_

ANALYTE	COL	PEAK	RT	RT WINDOW		CONCENTRATION		
				FROM	TO	PEAK	MEAN	
PCB-1016	1	1	3.16	3.06	3.26	0.343	0.372	
		2	3.58	3.48	3.68	0.325		
		3	4.37	4.27	4.47	0.337		
		4	4.94	4.84	5.04	0.335		
		5	5.49	5.39	5.59	0.519		
PCB-1260	1	1	6.77	6.67	6.87	0.548	0.548	
		2	7.26	7.16	7.36	0.576		
		3	7.50	7.40	7.60	0.549		
		4	7.81	7.71	7.91	0.602		
		5	8.57	8.47	8.67	0.466		

FORM X  
IDENTIFICATION SUMMARY

Lab Name: TestAmerica Valparaiso Job No.: 510-73461-1  
 SDG No.: \_\_\_\_\_  
 Client Sample ID: \_\_\_\_\_ Lab Sample ID: LCS 510-91165/2-A  
 Instrument ID (1): SGCA Instrument ID (2): \_\_\_\_\_  
 Date Analyzed (1): 12/16/2011 19:31 Date Analyzed (2): \_\_\_\_\_  
 GC Column (1): 8082/608 ID: 0.53(mm) GC Column (2): \_\_\_\_\_ ID: \_\_\_\_\_

ANALYTE	COL	PEAK	RT	RT WINDOW		CONCENTRATION		
				FROM	TO	PEAK	MEAN	
PCB-1016	1	1	3.16	3.06	3.26	0.294	0.313	
		2	3.58	3.48	3.68	0.310		
		3	4.37	4.27	4.47	0.327		
		4	4.94	4.84	5.04	0.317		
		5	5.49	5.39	5.59	0.315		
PCB-1260	1	1	6.77	6.67	6.87	0.318	0.321	
		2	7.26	7.16	7.36	0.332		
		3	7.50	7.40	7.60	0.327		
		4	7.81	7.71	7.91	0.348		
		5	8.57	8.47	8.67	0.282		

FORM I  
PCBS ORGANICS ANALYSIS DATA SHEET

Lab Name: TestAmerica Valparaiso Job No.: 510-73461-1  
 SDG No.: \_\_\_\_\_  
 Client Sample ID: TRC-12 DL Lab Sample ID: 510-73461-1 DL  
 Matrix: Solid Lab File ID: B6027.D  
 Analysis Method: 8082 Date Collected: 12/15/2011 00:00  
 Extraction Method: 3546 Date Extracted: 12/16/2011 08:28  
 Sample wt/vol: 15.20(g) Date Analyzed: 12/16/2011 19:46  
 Con. Extract Vol.: 5(mL) Dilution Factor: 10  
 Injection Volume: 1(uL) GC Column: 8082/608 ID: 0.53(mm)  
 % Moisture: 15.2 GPC Cleanup: (Y/N) N  
 Analysis Batch No.: 91178 Units: mg/Kg

CAS NO.	COMPOUND NAME	RESULT	Q	RL	MDL
12674-11-2	PCB-1016	<0.23		0.23	0.026
11104-28-2	PCB-1221	<0.23		0.23	0.077
11141-16-5	PCB-1232	<0.23		0.23	0.016
53469-21-9	PCB-1242	<0.23		0.23	0.044
12672-29-6	PCB-1248	<0.23		0.23	0.040
11097-69-1	PCB-1254	<0.23		0.23	0.037
11096-82-5	PCB-1260	0.31		0.23	0.019

CAS NO.	SURROGATE	%REC	Q	LIMITS
2051-24-3	DCB Decachlorobiphenyl	0	D	14-147
1770-80-5	Dibutylchloredate	0	D	10-132

TestAmerica Laboratories  
Target Compound Quantitation Report

Data File: \\valsvr08\ChromData\SGCA\20111216-6084.b\B6027.D  
 Lims ID: 510-73461-B-1-A Client ID: TRC-12  
 Inject. Date: 16-Dec-2011 19:46:24 Dil. Factor: 1.0000  
 Sample Type: Client  
 Sample ID: 510-73461-b-1-a  
 Misc. Info.:  
 Operator: Instrument ID: SGCA  
 Vol. Injected: 1.0000 ALS Bottle#: 28  
 Lims Batch ID: 91178 Lims Sample ID: 37  
 Detector 1 : GC ECD1A  
 Detector 2 : GC ECD2B  
 Method: \\valsvr08\ChromData\SGCA\20111216-6084.b\PCBS.m  
 Last Update: 17-Dec-2011 13:20:09 Calib Date: 16-Dec-2011 13:41:18  
 Quant Method: External Standard Quant By: Initial Calibration  
 Last ICal File: \\valsvr08\ChromData\SGCA\20111216-6084.b\B6004.D  
 Limit Group: SGC - 1 - 8082 CAL  
 Integrator: Falcon  
 Process Host: VAL-SMS-LAB3

First Level Reviewer: iversc Date: 17-Dec-2011 13:37:13

Det	Sig	RT	EXP RT	DLT RT	Response	On-Col Amt ug/L	Ratio Range	Ratio	Flags
-----	-----	----	--------	--------	----------	-----------------	-------------	-------	-------

5 PCB-1221

1	1	2.239
1	2	2.936
1	3	3.103
1	4	3.151
1	5	4.362
2	6	2.496
2	7	2.922
2	8	3.418
2	9	3.611
2	10	3.695

7 PCB-1232

1	1	2.936
1	2	3.152
1	3	3.579
1	4	4.364
1	5	4.449
2	6	2.496
2	7	3.695
2	8	4.269
2	9	5.154
2	10	5.879



Data File: \\valsvr08\ChromData\SGCA\20111216-6084.b\B6027.D

Det	Sig	RT	EXP RT	DLT RT	Response	On-Col Amt ug/L	Ratio Range	Ratio	Flags
10 PCB-1242									
1	1		3.150						
1	2		3.577						
1	3		4.446						
1	4		5.111						
1	5		5.589						
2	6		3.694						
2	7		4.267						
2	8		5.152						
2	9		6.549						
2	10		6.935						
4 PCB-1016									
1	1		3.156						
1	2		3.581						
1	3		4.366						
1	4		4.938						
1	5		5.491						
2	6		3.697						
2	7		4.271						
2	8		5.156						
2	9		5.589						
2	10		5.881						
6 PCB-1248									
1	1		3.577						
1	2		4.186						
1	3		5.056						
1	4		5.591						
1	5		6.477						
2	6		4.269						
2	7		5.152						
2	8		5.880						
2	9		6.549						
2	10		6.938						
9 PCB-1254									
1	1		5.564						
1	2		6.303						
1	3		6.489						
1	4		6.940						
1	5		7.818						
2	6		6.554						
2	7		6.870						
2	8		7.773						
2	9		8.292						
2	10		9.233						

Det	Sig	RT	EXP RT	DLT RT	Response	On-Col Amt ug/L	Ratio Range	Ratio	Flags
11 PCB-1260									
1	1	6.773	6.773	0.000	9579528	81.3		100.0	
1	2	7.263	7.262	0.001	15055308	87.2	119.7- 179.7	157.2	
1	3	7.501	7.500	0.001	5395909	80.6	29.5- 89.5	56.3	
1	4	7.810	7.808	0.002	15770336	88.3	125.1- 185.1	164.6	
1	5	8.568	8.568	0.000	6860731	60.4	63.3- 123.3	71.6	
Average of Peak Amounts =						79.5			
2	6	7.846	7.845	0.001	2430081	67.1		100.0	
2	7	8.214	8.214	0.000	5521433	77.1	169.1- 229.1	227.2	
2	8	8.642	8.642	0.000	7450596	84.7	216.2- 276.2	306.6	
2	9	9.360	9.361	-0.001	3760893	57.8	152.9- 212.9	154.8	
2	10	9.750	9.751	-0.001	4663691	65.8	164.1- 224.1	191.9	
Average of Peak Amounts =						70.5			
						RPD = 12.07			

\$ 3 Dibutylchloroendate

1	1	9.573
2	2	10.265

\$ 2 DCB Decachlorobiphenyl

1	1	10.774
2	2	11.585

Report Date: 17-Dec-2011 13:37:14

Chrom Revision: 1.2 13-Jul-2011 10:43:06

Data File: \\valsvr08\ChromData\SGCA\20111216-6084.b\B6027.D

Injection Date: 16-Dec-2011 19:46:24

Limit Group: SGC - 1 - 8082 CAL

Client ID: TRC-12

Instrument ID: SGCA

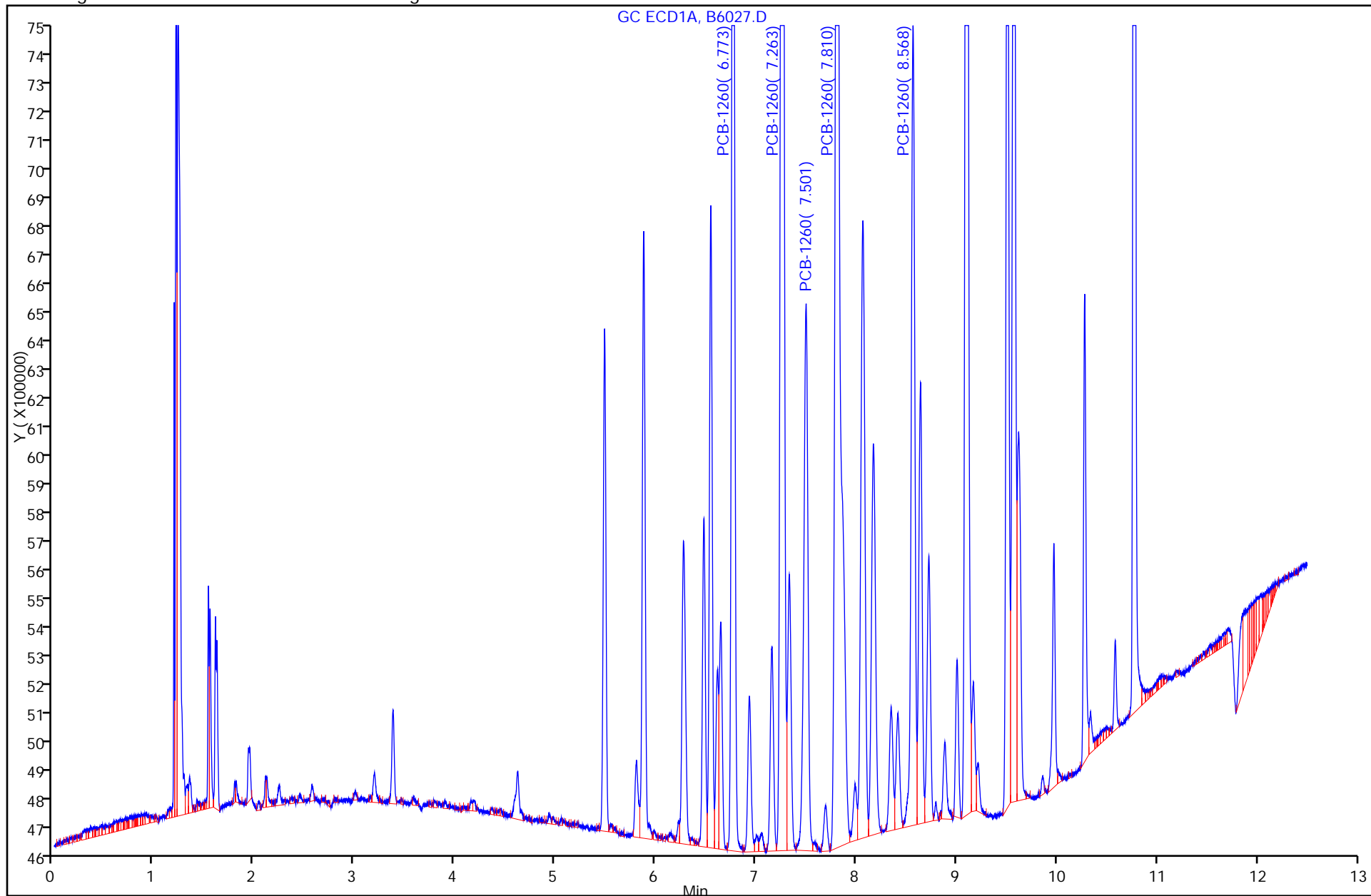
Lims Batch ID: 91178

Lims Sample ID: 37

Operator ID:

Injection Vol: 1.00 ul

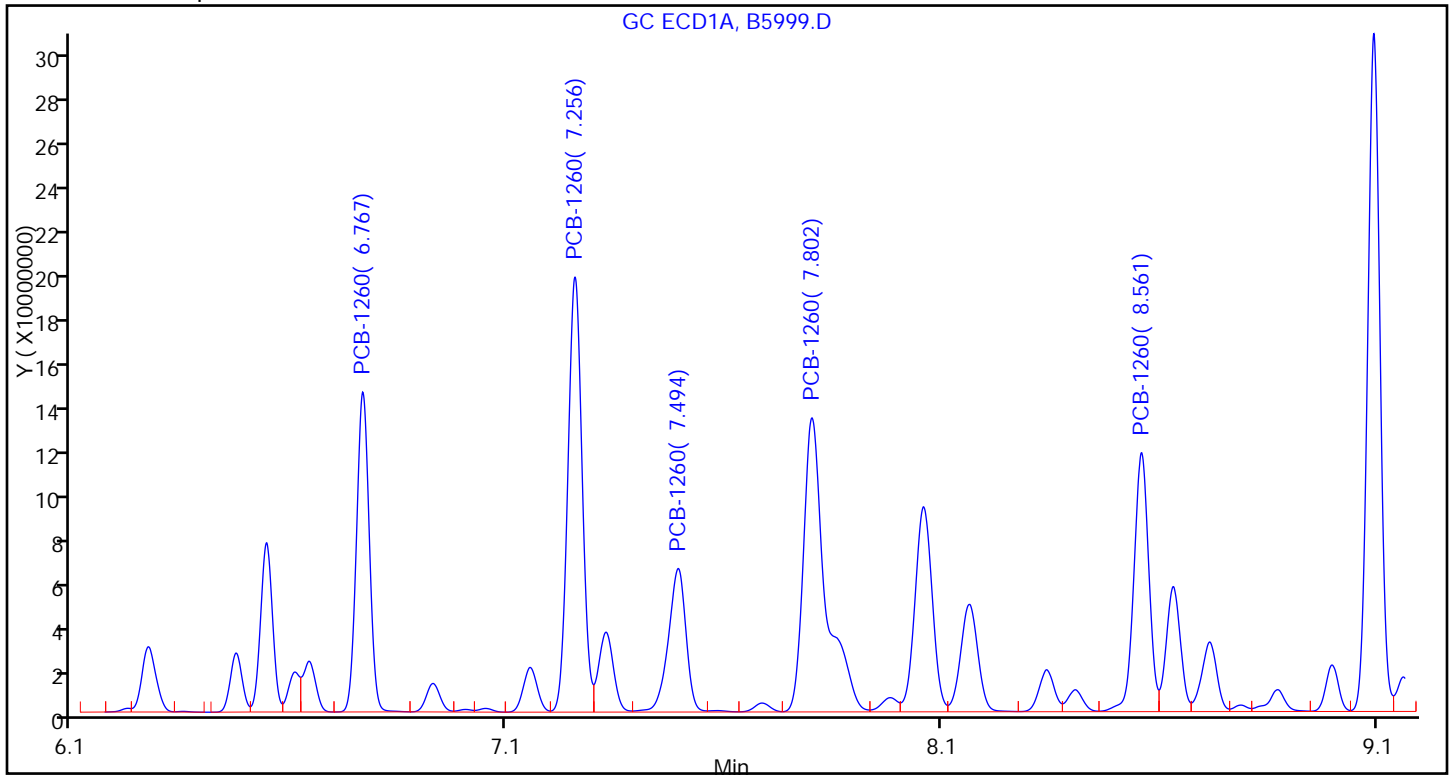
Y Scaling: Method Defined: Scale to the Nth Largest Peak: 10



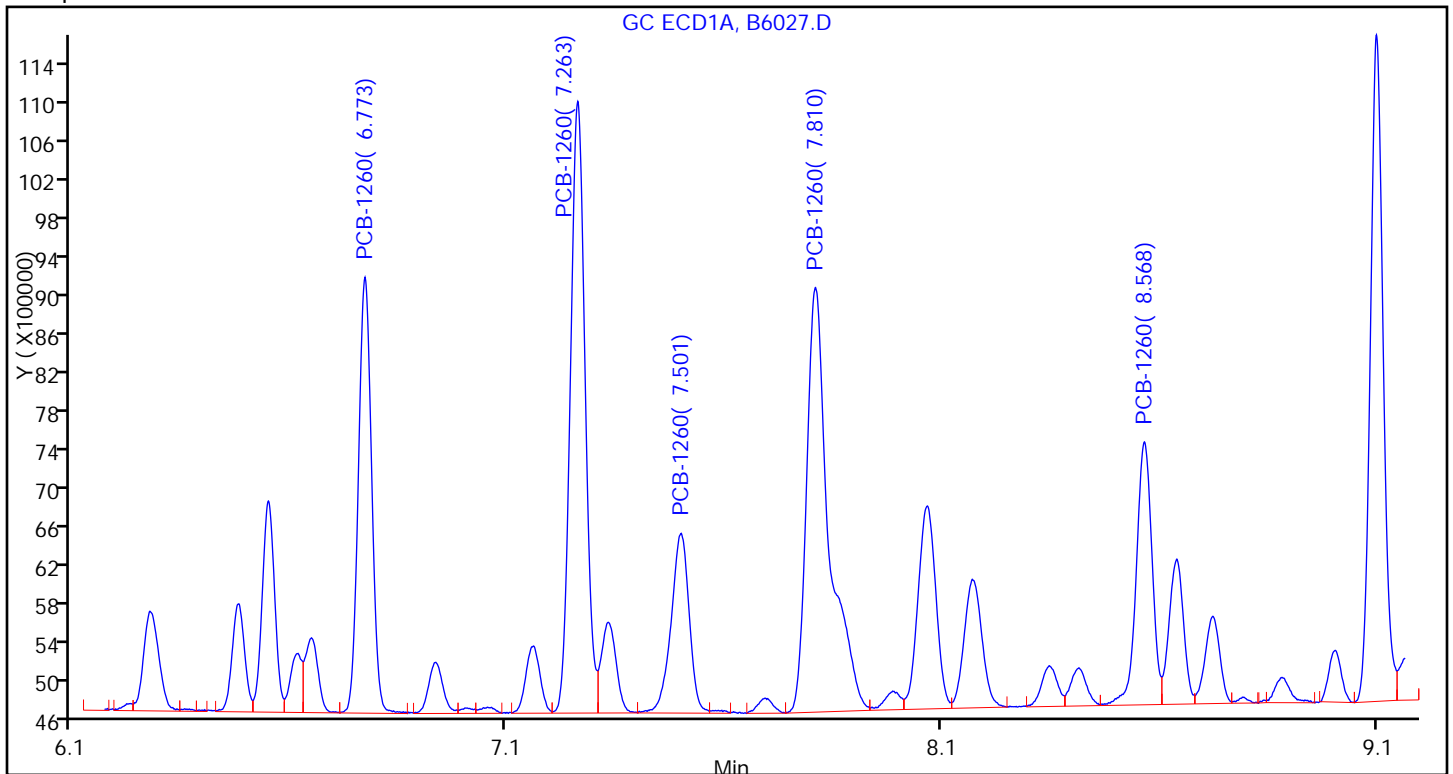
Report Date: 17-Dec-2011 13:37:14  
Data File: \\valsvr08\ChromData\SGCA\20111216-6084.b\B6027.D  
Injection Date: 16-Dec-2011 19:46:24  
Client ID: TRC-12  
Lims Batch ID: 91178  
Operator ID:  
11 PCB-1260, Detector: 1, GC ECD1A

Chrom Revision: 1.2 13-Jul-2011 10:43:06  
Limit Group: SGC - 1 - 8082 CAL  
Instrument ID: SGCA  
Lims Sample ID: 37  
Injection Vol: 1.00 ul

Calibration Sample, Level: 9



Sample



FORM I  
PCBS ORGANICS ANALYSIS DATA SHEET

Lab Name: TestAmerica Valparaiso Job No.: 510-73461-1  
 SDG No.: \_\_\_\_\_  
 Client Sample ID: TRC-11 DL Lab Sample ID: 510-73461-2 DL  
 Matrix: Solid Lab File ID: B6028.D  
 Analysis Method: 8082 Date Collected: 12/15/2011 00:00  
 Extraction Method: 3546 Date Extracted: 12/16/2011 08:28  
 Sample wt/vol: 15.77(g) Date Analyzed: 12/16/2011 20:01  
 Con. Extract Vol.: 5(mL) Dilution Factor: 10  
 Injection Volume: 1(uL) GC Column: 8082/608 ID: 0.53(mm)  
 % Moisture: 11.9 GPC Cleanup: (Y/N) N  
 Analysis Batch No.: 91178 Units: mg/Kg

CAS NO.	COMPOUND NAME	RESULT	Q	RL	MDL
12674-11-2	PCB-1016	<0.22		0.22	0.025
11104-28-2	PCB-1221	<0.22		0.22	0.072
11141-16-5	PCB-1232	<0.22		0.22	0.015
53469-21-9	PCB-1242	<0.22		0.22	0.041
12672-29-6	PCB-1248	<0.22		0.22	0.037
11097-69-1	PCB-1254	<0.22		0.22	0.035
11096-82-5	PCB-1260	<0.22		0.22	0.018

CAS NO.	SURROGATE	%REC	Q	LIMITS
2051-24-3	DCB Decachlorobiphenyl	0	D	14-147
1770-80-5	Dibutylchloredate	0	D	10-132

TestAmerica Laboratories  
Target Compound Quantitation Report

Data File: \\valsvr08\ChromData\SGCA\20111216-6084.b\B6028.D  
 Lims ID: 510-73461-A-2-A Client ID: TRC-11  
 Inject. Date: 16-Dec-2011 20:01:49 Dil. Factor: 1.0000  
 Sample Type: Client  
 Sample ID: 510-73461-a-2-a  
 Misc. Info.:  
 Operator: Instrument ID: SGCA  
 Vol. Injected: 1.0000 ALS Bottle#: 29  
 Lims Batch ID: 91178 Lims Sample ID: 38  
 Detector 1 : GC ECD1A  
 Detector 2 : GC ECD2B  
 Method: \\valsvr08\ChromData\SGCA\20111216-6084.b\PCBS.m  
 Last Update: 17-Dec-2011 13:20:09 Calib Date: 16-Dec-2011 13:41:18  
 Quant Method: External Standard Quant By: Initial Calibration  
 Last ICal File: \\valsvr08\ChromData\SGCA\20111216-6084.b\B6004.D  
 Limit Group: SGC - 1 - 8082 CAL  
 Integrator: Falcon  
 Process Host: VAL-SMS-LAB3

First Level Reviewer: iversc Date: 17-Dec-2011 13:37:38

Det	Sig	RT	EXP RT	DLT RT	Response	On-Col Amt ug/L	Ratio Range	Ratio	Flags
-----	-----	----	--------	--------	----------	-----------------	-------------	-------	-------

5 PCB-1221

1	1	2.239
1	2	2.936
1	3	3.103
1	4	3.151
1	5	4.362
2	6	2.496
2	7	2.922
2	8	3.418
2	9	3.611
2	10	3.695

7 PCB-1232

1	1	2.936
1	2	3.152
1	3	3.579
1	4	4.364
1	5	4.449
2	6	2.496
2	7	3.695
2	8	4.269
2	9	5.154
2	10	5.879

Data File: \\valsrv08\ChromData\SGCA\20111216-6084.b\B6028.D

Det	Sig	RT	EXP RT	DLT RT	Response	On-Col Amt ug/L	Ratio Range	Ratio	Flags
10 PCB-1242									
1	1		3.150						
1	2		3.577						
1	3		4.446						
1	4		5.111						
1	5		5.589						
2	6		3.694						
2	7		4.267						
2	8		5.152						
2	9		6.549						
2	10		6.935						
4 PCB-1016									
1	1		3.156						
1	2		3.581						
1	3		4.366						
1	4		4.938						
1	5		5.491						
2	6		3.697						
2	7		4.271						
2	8		5.156						
2	9		5.589						
2	10		5.881						
6 PCB-1248									
1	1		3.577						
1	2		4.186						
1	3		5.056						
1	4		5.591						
1	5		6.477						
2	6		4.269						
2	7		5.152						
2	8		5.880						
2	9		6.549						
2	10		6.938						
9 PCB-1254									
1	1		5.564						
1	2		6.303						
1	3		6.489						
1	4		6.940						
1	5		7.818						
2	6		6.554						
2	7		6.870						
2	8		7.773						
2	9		8.292						
2	10		9.233						

Data File: \\valsvr08\ChromData\SGCA\20111216-6084.b\B6028.D

Det	Sig	RT	EXP RT	DLT RT	Response	On-Col Amt ug/L	Ratio Range	Ratio	Flags
-----	-----	----	-----------	-----------	----------	--------------------	-------------	-------	-------

## 11 PCB-1260

1	1		6.773						
1	2		7.262						
1	3		7.500						
1	4		7.808						
1	5		8.568						
2	6		7.845						
2	7		8.214						
2	8		8.642						
2	9		9.361						
2	10		9.751						

## \$ 3 Dibutylchloroendate

1	1		9.573						
2	2		10.265						

## \$ 2 DCB Decachlorobiphenyl

1	1		10.774						
2	2		11.585						



Report Date: 17-Dec-2011 13:37:38

Chrom Revision: 1.2 13-Jul-2011 10:43:06

Data File: \\valsvr08\ChromData\SGCA\20111216-6084.b\B6028.D

Injection Date: 16-Dec-2011 20:01:49

Limit Group: SGC - 1 - 8082 CAL

Client ID: TRC-11

Instrument ID: SGCA

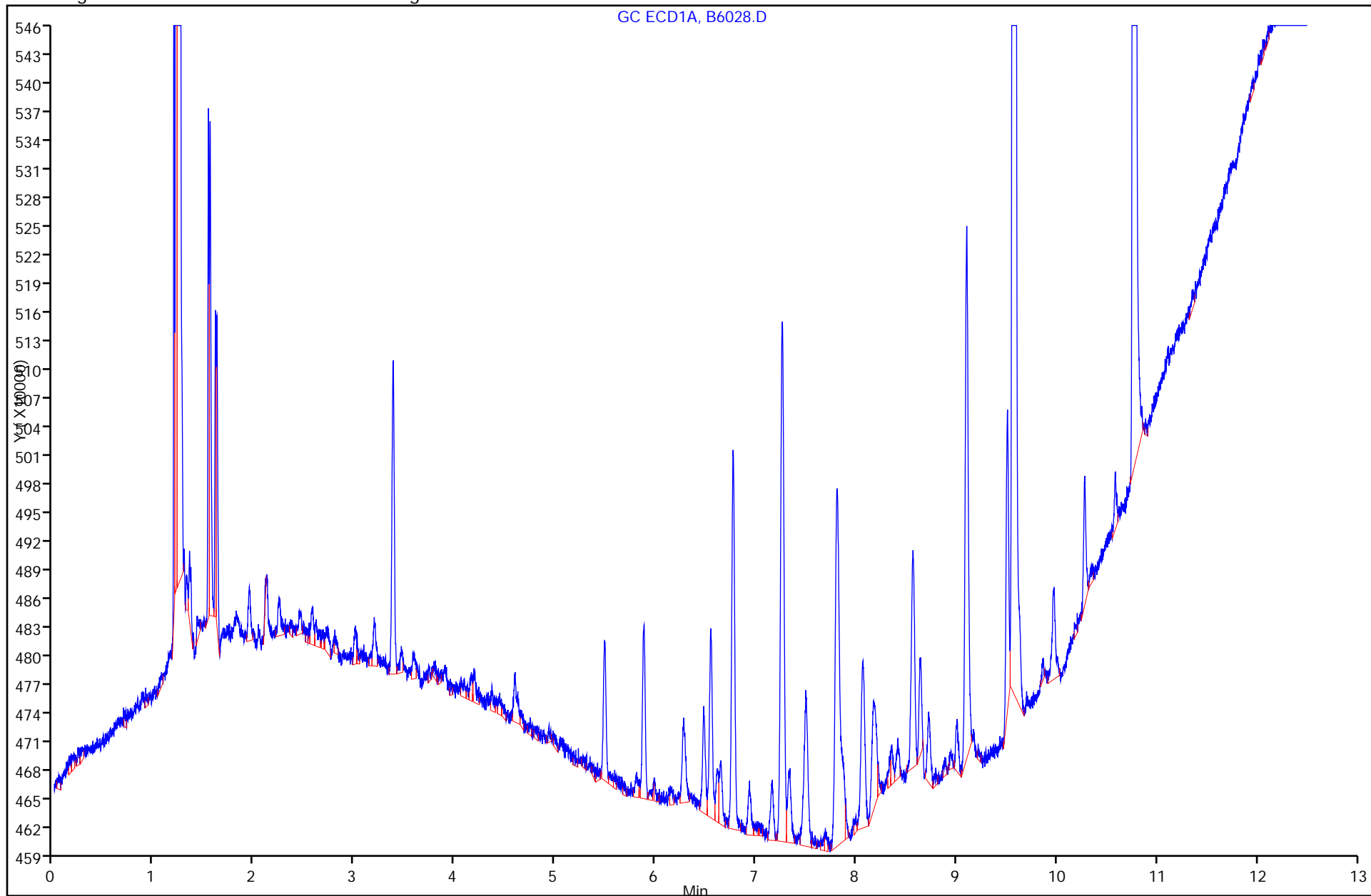
Lims Batch ID: 91178

Lims Sample ID: 38

Operator ID:

Injection Vol: 1.00 ul

Y Scaling: Method Defined: Scale to the Nth Largest Peak: 10



FORM I  
PCBS ORGANICS ANALYSIS DATA SHEET

Lab Name: TestAmerica Valparaiso Job No.: 510-73461-1  
 SDG No.: \_\_\_\_\_  
 Client Sample ID: DUP DL Lab Sample ID: 510-73461-5 DL  
 Matrix: Solid Lab File ID: B6029.D  
 Analysis Method: 8082 Date Collected: 12/15/2011 00:00  
 Extraction Method: 3546 Date Extracted: 12/16/2011 08:28  
 Sample wt/vol: 15.32 (g) Date Analyzed: 12/16/2011 20:17  
 Con. Extract Vol.: 5 (mL) Dilution Factor: 10  
 Injection Volume: 1 (uL) GC Column: 8082/608 ID: 0.53 (mm)  
 % Moisture: 8.0 GPC Cleanup: (Y/N) N  
 Analysis Batch No.: 91178 Units: mg/Kg

CAS NO.	COMPOUND NAME	RESULT	Q	RL	MDL
12674-11-2	PCB-1016	<0.21		0.21	0.024
11104-28-2	PCB-1221	<0.21		0.21	0.071
11141-16-5	PCB-1232	<0.21		0.21	0.015
53469-21-9	PCB-1242	<0.21		0.21	0.041
12672-29-6	PCB-1248	<0.21		0.21	0.037
11097-69-1	PCB-1254	<0.21		0.21	0.034
11096-82-5	PCB-1260	<0.21		0.21	0.017

CAS NO.	SURROGATE	%REC	Q	LIMITS
2051-24-3	DCB Decachlorobiphenyl	0	D	14-147
1770-80-5	Dibutylchloredate	0	D	10-132

TestAmerica Laboratories  
Target Compound Quantitation Report

Data File: \\valsvr08\ChromData\SGCA\20111216-6084.b\B6029.D  
 Lims ID: 510-73461-A-5-A Client ID: DUP  
 Inject. Date: 16-Dec-2011 20:17:10 Dil. Factor: 1.0000  
 Sample Type: Client  
 Sample ID: 510-73461-a-5-a  
 Misc. Info.:  
 Operator: Instrument ID: SGCA  
 Vol. Injected: 1.0000 ALS Bottle#: 30  
 Lims Batch ID: 91178 Lims Sample ID: 39  
 Detector 1 : GC ECD1A  
 Detector 2 : GC ECD2B  
 Method: \\valsvr08\ChromData\SGCA\20111216-6084.b\PCBS.m  
 Last Update: 17-Dec-2011 13:20:09 Calib Date: 16-Dec-2011 13:41:18  
 Quant Method: External Standard Quant By: Initial Calibration  
 Last ICal File: \\valsvr08\ChromData\SGCA\20111216-6084.b\B6004.D  
 Limit Group: SGC - 1 - 8082 CAL  
 Integrator: Falcon  
 Process Host: VAL-SMS-LAB3

First Level Reviewer: iversc Date: 17-Dec-2011 13:38:34

Det	Sig	RT	EXP RT	DLT RT	Response	On-Col Amt ug/L	Ratio Range	Ratio	Flags
-----	-----	----	--------	--------	----------	-----------------	-------------	-------	-------

5 PCB-1221

1	1	2.239
1	2	2.936
1	3	3.103
1	4	3.151
1	5	4.362
2	6	2.496
2	7	2.922
2	8	3.418
2	9	3.611
2	10	3.695

7 PCB-1232

1	1	2.936
1	2	3.152
1	3	3.579
1	4	4.364
1	5	4.449
2	6	2.496
2	7	3.695
2	8	4.269
2	9	5.154
2	10	5.879

Data File: \\valsvr08\ChromData\SGCA\20111216-6084.b\B6029.D

Det	Sig	RT	EXP RT	DLT RT	Response	On-Col Amt ug/L	Ratio Range	Ratio	Flags
10 PCB-1242									
1	1		3.150						
1	2		3.577						
1	3		4.446						
1	4		5.111						
1	5		5.589						
2	6		3.694						
2	7		4.267						
2	8		5.152						
2	9		6.549						
2	10		6.935						
4 PCB-1016									
1	1		3.156						
1	2		3.581						
1	3		4.366						
1	4		4.938						
1	5		5.491						
2	6		3.697						
2	7		4.271						
2	8		5.156						
2	9		5.589						
2	10		5.881						
6 PCB-1248									
1	1		3.577						
1	2		4.186						
1	3		5.056						
1	4		5.591						
1	5		6.477						
2	6		4.269						
2	7		5.152						
2	8		5.880						
2	9		6.549						
2	10		6.938						
9 PCB-1254									
1	1		5.564						
1	2		6.303						
1	3		6.489						
1	4		6.940						
1	5		7.818						
2	6		6.554						
2	7		6.870						
2	8		7.773						
2	9		8.292						
2	10		9.233						

Det	Sig	RT	EXP RT	DLT RT	Response	On-Col Amt ug/L	Ratio Range	Ratio	Flags
11 PCB-1260									
1	1	6.774	6.773	0.001	1808769	8.88		100.0	7
1	2	7.263	7.262	0.001	3131641	11.8	119.7- 179.7	173.1	A
1	3	7.502	7.500	0.002	1079806	10.2	29.5- 89.5	59.7	A
1	4	7.812	7.808	0.004	3330560	11.9	125.1- 185.1	184.1	A
1	5	8.567	8.568	-0.001	1404811	4.88	63.3- 123.3	77.7	A
Average of Peak Amounts =						9.54			
2	6	7.844	7.845	-0.001	473116	5.52		100.0	7
2	7	8.217	8.214	0.003	1097323	8.11	169.1- 229.1	231.9	A
2	8	8.642	8.642	0.000	1616816	11.0	216.2- 276.2	341.7	A
2	9	9.362	9.361	0.001	839732	6.44	152.9- 212.9	177.5	A
2	10	9.752	9.751	0.001	774025	3.28	164.1- 224.1	163.6	A
Average of Peak Amounts =						6.87			

RPD = 32.46

LOD = 20.0

\$ 3 Dibutylchloroendate

1	1	9.573
2	2	10.265

\$ 2 DCB Decachlorobiphenyl

1	1	10.774
2	2	11.585

QC Flag Legend

Processing Flags

7 - Failed Limit of Detection

Report Date: 17-Dec-2011 13:38:34

Chrom Revision: 1.2 13-Jul-2011 10:43:06

Data File: \\valsvr08\ChromData\SGCA\20111216-6084.b\B6029.D

Injection Date: 16-Dec-2011 20:17:10

Limit Group: SGC - 1 - 8082 CAL

Client ID: DUP

Instrument ID: SGCA

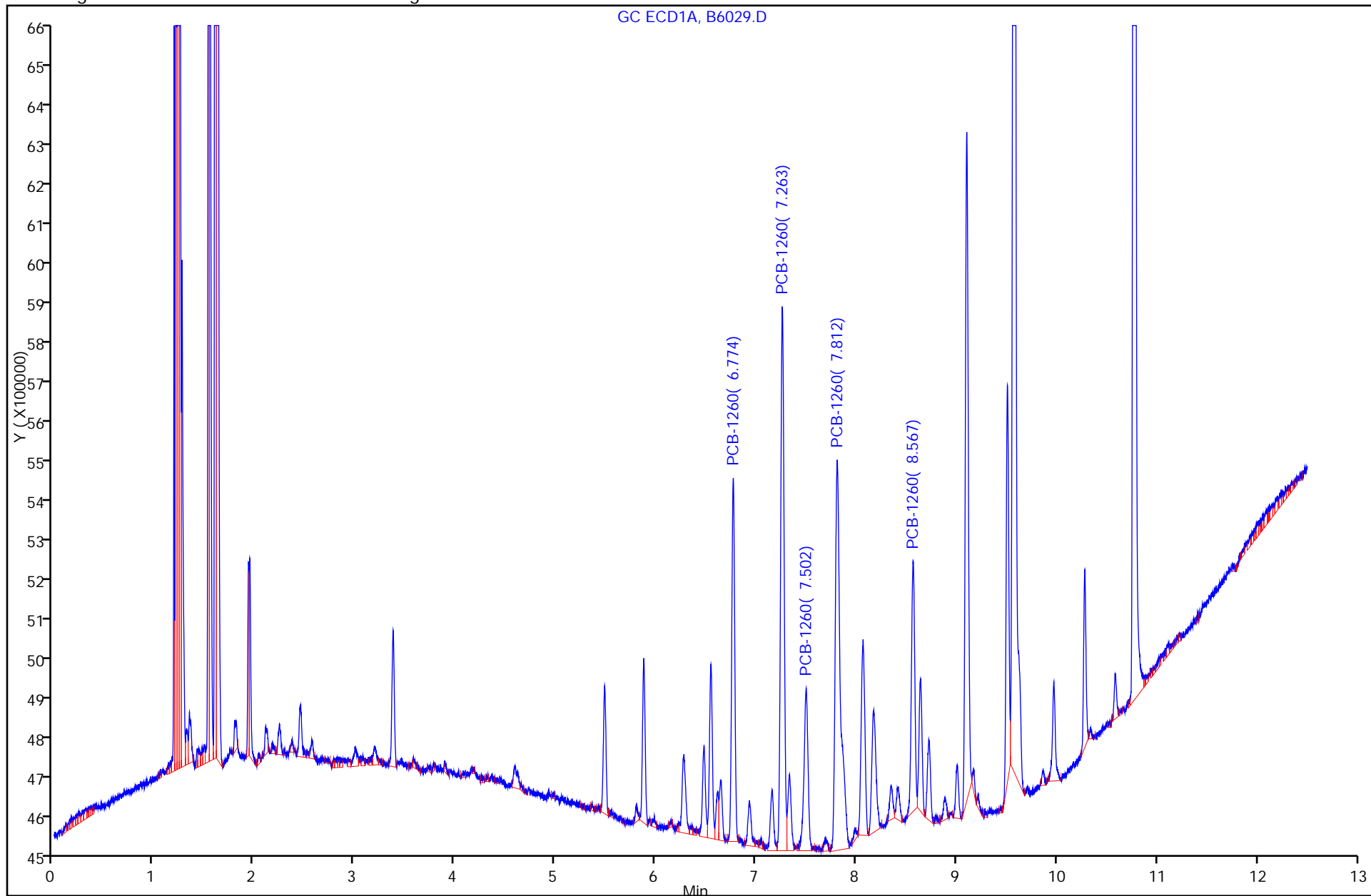
Lims Batch ID: 91178

Lims Sample ID: 39

Operator ID:

Injection Vol: 1.00 ul

Y Scaling: Method Defined: Scale to the Nth Largest Peak: 10



FORM I  
PCBS ORGANICS ANALYSIS DATA SHEET

Lab Name: TestAmerica Valparaiso Job No.: 510-73461-1  
 SDG No.: \_\_\_\_\_  
 Client Sample ID: TRC-13 DL Lab Sample ID: 510-73461-6 DL  
 Matrix: Solid Lab File ID: B6031.D  
 Analysis Method: 8082 Date Collected: 12/15/2011 00:00  
 Extraction Method: 3546 Date Extracted: 12/16/2011 08:28  
 Sample wt/vol: 15.08(g) Date Analyzed: 12/16/2011 20:47  
 Con. Extract Vol.: 5(mL) Dilution Factor: 10  
 Injection Volume: 1(uL) GC Column: 8082/608 ID: 0.53(mm)  
 % Moisture: 7.6 GPC Cleanup: (Y/N) N  
 Analysis Batch No.: 91178 Units: mg/Kg

CAS NO.	COMPOUND NAME	RESULT	Q	RL	MDL
12674-11-2	PCB-1016	<0.22		0.22	0.024
11104-28-2	PCB-1221	<0.22		0.22	0.071
11141-16-5	PCB-1232	<0.22		0.22	0.015
53469-21-9	PCB-1242	<0.22		0.22	0.041
12672-29-6	PCB-1248	<0.22		0.22	0.037
11097-69-1	PCB-1254	<0.22		0.22	0.035
11096-82-5	PCB-1260	<0.22		0.22	0.018

CAS NO.	SURROGATE	%REC	Q	LIMITS
2051-24-3	DCB Decachlorobiphenyl	0	D	14-147
1770-80-5	Dibutylchloredate	0	D	10-132

TestAmerica Laboratories  
Target Compound Quantitation Report

Data File: \\valsvr08\ChromData\SGCA\20111216-6084.b\B6031.D  
 Lims ID: 510-73461-B-6-A Client ID: TRC-13  
 Inject. Date: 16-Dec-2011 20:47:55 Dil. Factor: 1.0000  
 Sample Type: Client  
 Sample ID: 510-73461-b-6-a  
 Misc. Info.:  
 Operator: Instrument ID: SGCA  
 Vol. Injected: 1.0000 ALS Bottle#: 31  
 Lims Batch ID: 91178 Lims Sample ID: 41  
 Detector 1 : GC ECD1A  
 Detector 2 : GC ECD2B  
 Method: \\valsvr08\ChromData\SGCA\20111216-6084.b\PCBS.m  
 Last Update: 17-Dec-2011 13:20:09 Calib Date: 16-Dec-2011 13:41:18  
 Quant Method: External Standard Quant By: Initial Calibration  
 Last ICal File: \\valsvr08\ChromData\SGCA\20111216-6084.b\B6004.D  
 Limit Group: SGC - 1 - 8082 CAL  
 Integrator: Falcon  
 Process Host: VAL-SMS-LAB3

First Level Reviewer: iversc Date: 17-Dec-2011 13:39:06

Det	Sig	RT	EXP RT	DLT RT	Response	On-Col Amt ug/L	Ratio Range	Ratio	Flags
-----	-----	----	--------	--------	----------	-----------------	-------------	-------	-------

5 PCB-1221

1	1	2.239
1	2	2.936
1	3	3.103
1	4	3.151
1	5	4.362
2	6	2.496
2	7	2.922
2	8	3.418
2	9	3.611
2	10	3.695

7 PCB-1232

1	1	2.936
1	2	3.152
1	3	3.579
1	4	4.364
1	5	4.449
2	6	2.496
2	7	3.695
2	8	4.269
2	9	5.154
2	10	5.879



Data File: \\valsvr08\ChromData\SGCA\20111216-6084.b\B6031.D

Det	Sig	RT	EXP RT	DLT RT	Response	On-Col Amt ug/L	Ratio Range	Ratio	Flags
10 PCB-1242									
1	1		3.150						
1	2		3.577						
1	3		4.446						
1	4		5.111						
1	5		5.589						
2	6		3.694						
2	7		4.267						
2	8		5.152						
2	9		6.549						
2	10		6.935						
4 PCB-1016									
1	1		3.156						
1	2		3.581						
1	3		4.366						
1	4		4.938						
1	5		5.491						
2	6		3.697						
2	7		4.271						
2	8		5.156						
2	9		5.589						
2	10		5.881						
6 PCB-1248									
1	1		3.577						
1	2		4.186						
1	3		5.056						
1	4		5.591						
1	5		6.477						
2	6		4.269						
2	7		5.152						
2	8		5.880						
2	9		6.549						
2	10		6.938						
9 PCB-1254									
1	1		5.564						
1	2		6.303						
1	3		6.489						
1	4		6.940						
1	5		7.818						
2	6		6.554						
2	7		6.870						
2	8		7.773						
2	9		8.292						
2	10		9.233						

Det	Sig	RT	EXP RT	DLT RT	Response	On-Col Amt ug/L	Ratio Range	Ratio	Flags
-----	-----	----	--------	--------	----------	-----------------	-------------	-------	-------

11 PCB-1260

1	1	6.775	6.773	0.002	5073314	39.3		100.0	
1	2	7.264	7.262	0.002	8634336	46.6	119.7- 179.7	170.2	
1	3	7.502	7.500	0.002	3035542	42.1	29.5- 89.5	59.8	
1	4	7.811	7.808	0.003	9148415	47.6	125.1- 185.1	180.3	
1	5	8.570	8.568	0.002	3832748	29.6	63.3- 123.3	75.5	
Average of Peak Amounts =						41.0			
2	6	7.847	7.845	0.002	1346128	32.9		100.0	
2	7	8.216	8.214	0.002	2920739	36.5	169.1- 229.1	217.0	
2	8	8.643	8.642	0.001	4335653	45.3	216.2- 276.2	322.1	
2	9	9.361	9.361	0.000	2216705	30.6	152.9- 212.9	164.7	
2	10	9.751	9.751	0.000	2642563	33.3	164.1- 224.1	196.3	
Average of Peak Amounts =						35.7			

RPD = 13.82

\$ 3 Dibutylchloroendate

1	1	9.573
2	2	10.265

\$ 2 DCB Decachlorobiphenyl

1	1	10.774
2	2	11.585

Report Date: 17-Dec-2011 13:39:06

Chrom Revision: 1.2 13-Jul-2011 10:43:06

Data File: \\valsvr08\ChromData\SGCA\20111216-6084.b\B6031.D

Injection Date: 16-Dec-2011 20:47:55

Limit Group: SGC - 1 - 8082 CAL

Client ID: TRC-13

Instrument ID: SGCA

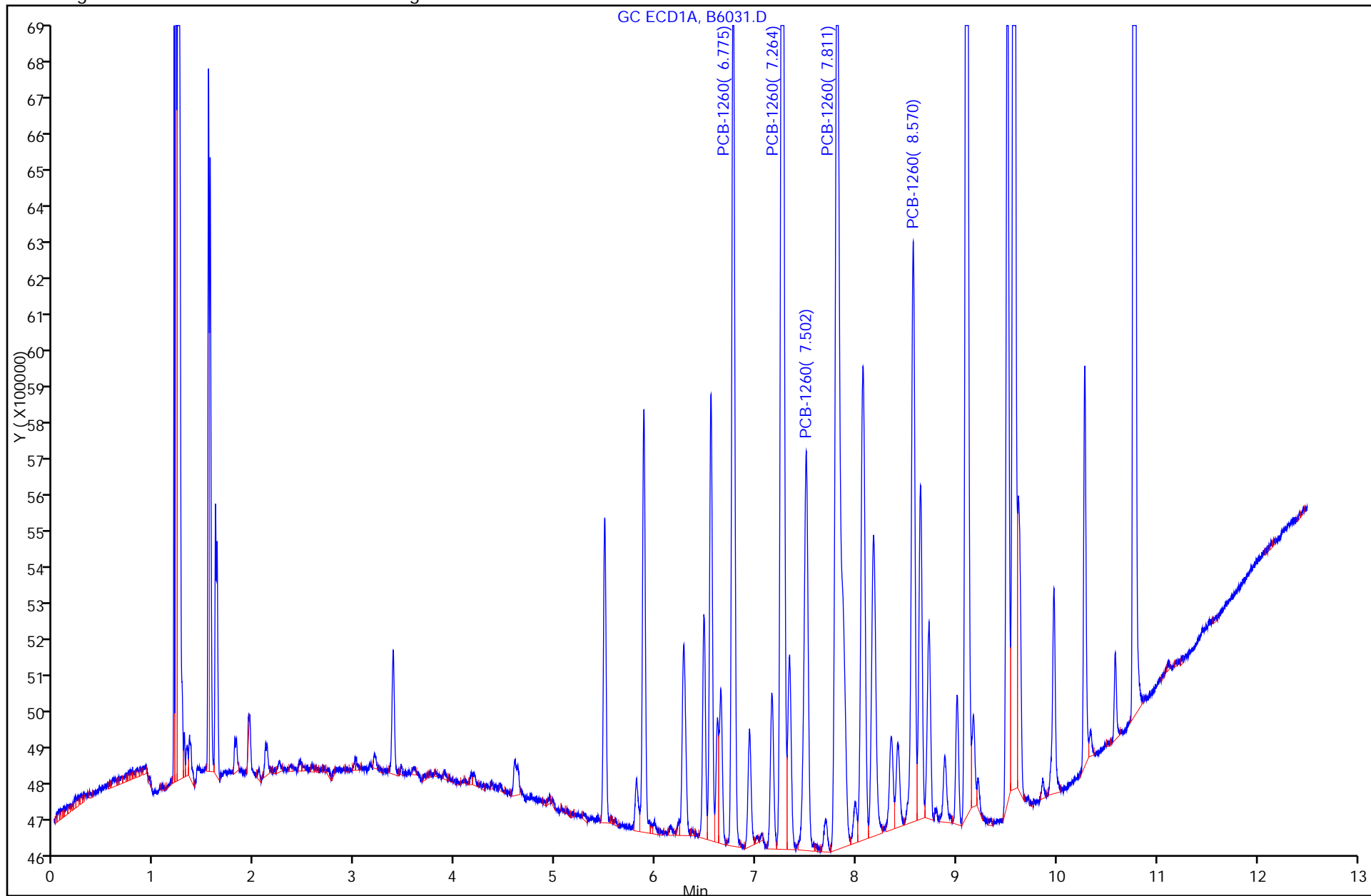
Lims Batch ID: 91178

Lims Sample ID: 41

Operator ID:

Injection Vol: 1.00 ul

Y Scaling: Method Defined: Scale to the Nth Largest Peak: 10



FORM I  
PCBS ORGANICS ANALYSIS DATA SHEET

Lab Name: TestAmerica Valparaiso Job No.: 510-73461-1  
 SDG No.: \_\_\_\_\_  
 Client Sample ID: TRC-14 DL Lab Sample ID: 510-73461-7 DL  
 Matrix: Solid Lab File ID: B6032.D  
 Analysis Method: 8082 Date Collected: 12/15/2011 00:00  
 Extraction Method: 3546 Date Extracted: 12/16/2011 08:28  
 Sample wt/vol: 15.06(g) Date Analyzed: 12/16/2011 21:03  
 Con. Extract Vol.: 5(mL) Dilution Factor: 10  
 Injection Volume: 1(uL) GC Column: 8082/608 ID: 0.53(mm)  
 % Moisture: 3.2 GPC Cleanup: (Y/N) N  
 Analysis Batch No.: 91178 Units: mg/Kg

CAS NO.	COMPOUND NAME	RESULT	Q	RL	MDL
12674-11-2	PCB-1016	<0.21		0.21	0.023
11104-28-2	PCB-1221	<0.21		0.21	0.068
11141-16-5	PCB-1232	<0.21		0.21	0.014
53469-21-9	PCB-1242	<0.21		0.21	0.039
12672-29-6	PCB-1248	<0.21		0.21	0.035
11097-69-1	PCB-1254	<0.21		0.21	0.033
11096-82-5	PCB-1260	0.33		0.21	0.017

CAS NO.	SURROGATE	%REC	Q	LIMITS
2051-24-3	DCB Decachlorobiphenyl	0	D	14-147
1770-80-5	Dibutylchloredate	0	D	10-132

TestAmerica Laboratories  
Target Compound Quantitation Report

Data File: \\valsvr08\ChromData\SGCA\20111216-6084.b\B6032.D  
 Lims ID: 510-73461-A-7-A Client ID: TRC-14  
 Inject. Date: 16-Dec-2011 21:03:15 Dil. Factor: 1.0000  
 Sample Type: Client  
 Sample ID: 510-73461-a-7-a  
 Misc. Info.:  
 Operator: Instrument ID: SGCA  
 Vol. Injected: 1.0000 ALS Bottle#: 32  
 Lims Batch ID: 91178 Lims Sample ID: 42  
 Detector 1 : GC ECD1A  
 Detector 2 : GC ECD2B  
 Method: \\valsvr08\ChromData\SGCA\20111216-6084.b\PCBS.m  
 Last Update: 17-Dec-2011 13:20:09 Calib Date: 16-Dec-2011 13:41:18  
 Quant Method: External Standard Quant By: Initial Calibration  
 Last ICal File: \\valsvr08\ChromData\SGCA\20111216-6084.b\B6004.D  
 Limit Group: SGC - 1 - 8082 CAL  
 Integrator: Falcon  
 Process Host: VAL-SMS-LAB3

First Level Reviewer: iversc Date: 17-Dec-2011 13:39:25

Det	Sig	RT	EXP RT	DLT RT	Response	On-Col Amt ug/L	Ratio Range	Ratio	Flags
-----	-----	----	--------	--------	----------	-----------------	-------------	-------	-------

5 PCB-1221

1	1	2.239
1	2	2.936
1	3	3.103
1	4	3.151
1	5	4.362
2	6	2.496
2	7	2.922
2	8	3.418
2	9	3.611
2	10	3.695

7 PCB-1232

1	1	2.936
1	2	3.152
1	3	3.579
1	4	4.364
1	5	4.449
2	6	2.496
2	7	3.695
2	8	4.269
2	9	5.154
2	10	5.879

Data File: \\valsrv08\ChromData\SGCA\20111216-6084.b\B6032.D

Det	Sig	RT	EXP RT	DLT RT	Response	On-Col Amt ug/L	Ratio Range	Ratio	Flags
10 PCB-1242									
1	1		3.150						
1	2		3.577						
1	3		4.446						
1	4		5.111						
1	5		5.589						
2	6		3.694						
2	7		4.267						
2	8		5.152						
2	9		6.549						
2	10		6.935						
4 PCB-1016									
1	1		3.156						
1	2		3.581						
1	3		4.366						
1	4		4.938						
1	5		5.491						
2	6		3.697						
2	7		4.271						
2	8		5.156						
2	9		5.589						
2	10		5.881						
6 PCB-1248									
1	1		3.577						
1	2		4.186						
1	3		5.056						
1	4		5.591						
1	5		6.477						
2	6		4.269						
2	7		5.152						
2	8		5.880						
2	9		6.549						
2	10		6.938						
9 PCB-1254									
1	1		5.564						
1	2		6.303						
1	3		6.489						
1	4		6.940						
1	5		7.818						
2	6		6.554						
2	7		6.870						
2	8		7.773						
2	9		8.292						
2	10		9.233						

Det	Sig	RT	EXP RT	DLT RT	Response	On-Col Amt ug/L	Ratio Range	Ratio	Flags	
11 PCB-1260										
1	1	6.772	6.773	-0.001	8978112	75.7		100.0		
1	2	7.262	7.262	0.000	17470990	102.5	119.7- 179.7	194.6		
1	3	7.498	7.500	-0.002	6374297	96.5	29.5- 89.5	71.0		
1	4	7.808	7.808	0.000	20155550	115.2	125.1- 185.1	224.5		
1	5	8.565	8.568	-0.003	9372192	85.9	63.3- 123.3	104.4		
		Average of Peak Amounts =				95.2				
2	6	7.843	7.845	-0.002	2385353	65.6		100.0		
2	7	8.212	8.214	-0.002	5612942	78.6	169.1- 229.1	235.3		
2	8	8.641	8.642	-0.001	9136497	106.1	216.2- 276.2	383.0		
2	9	9.360	9.361	-0.001	5349017	85.8	152.9- 212.9	224.2		
2	10	9.750	9.751	-0.001	6466339	94.9	164.1- 224.1	271.1		
		Average of Peak Amounts =				86.2				
						RPD = 9.91				

\$ 3 Dibutylchloroendate

1	1	9.573
2	2	10.265

\$ 2 DCB Decachlorobiphenyl

1	1	10.774
2	2	11.585

Report Date: 17-Dec-2011 13:39:25

Chrom Revision: 1.2 13-Jul-2011 10:43:06

Data File: \\valsvr08\ChromData\SGCA\20111216-6084.b\B6032.D

Injection Date: 16-Dec-2011 21:03:15

Limit Group: SGC - 1 - 8082 CAL

Client ID: TRC-14

Instrument ID: SGCA

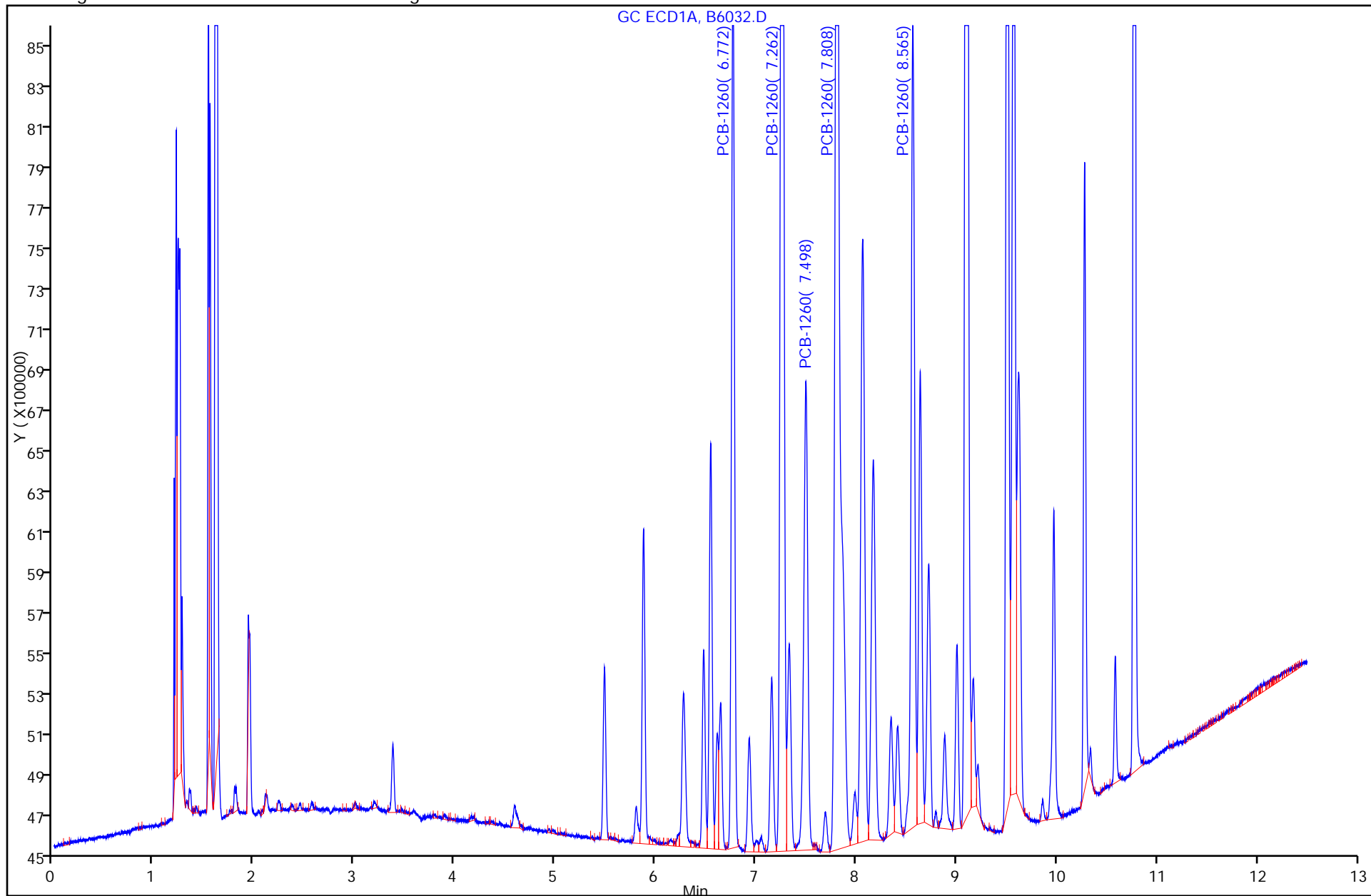
Lims Batch ID: 91178

Lims Sample ID: 42

Operator ID:

Injection Vol: 1.00 ul

Y Scaling: Method Defined: Scale to the Nth Largest Peak: 10

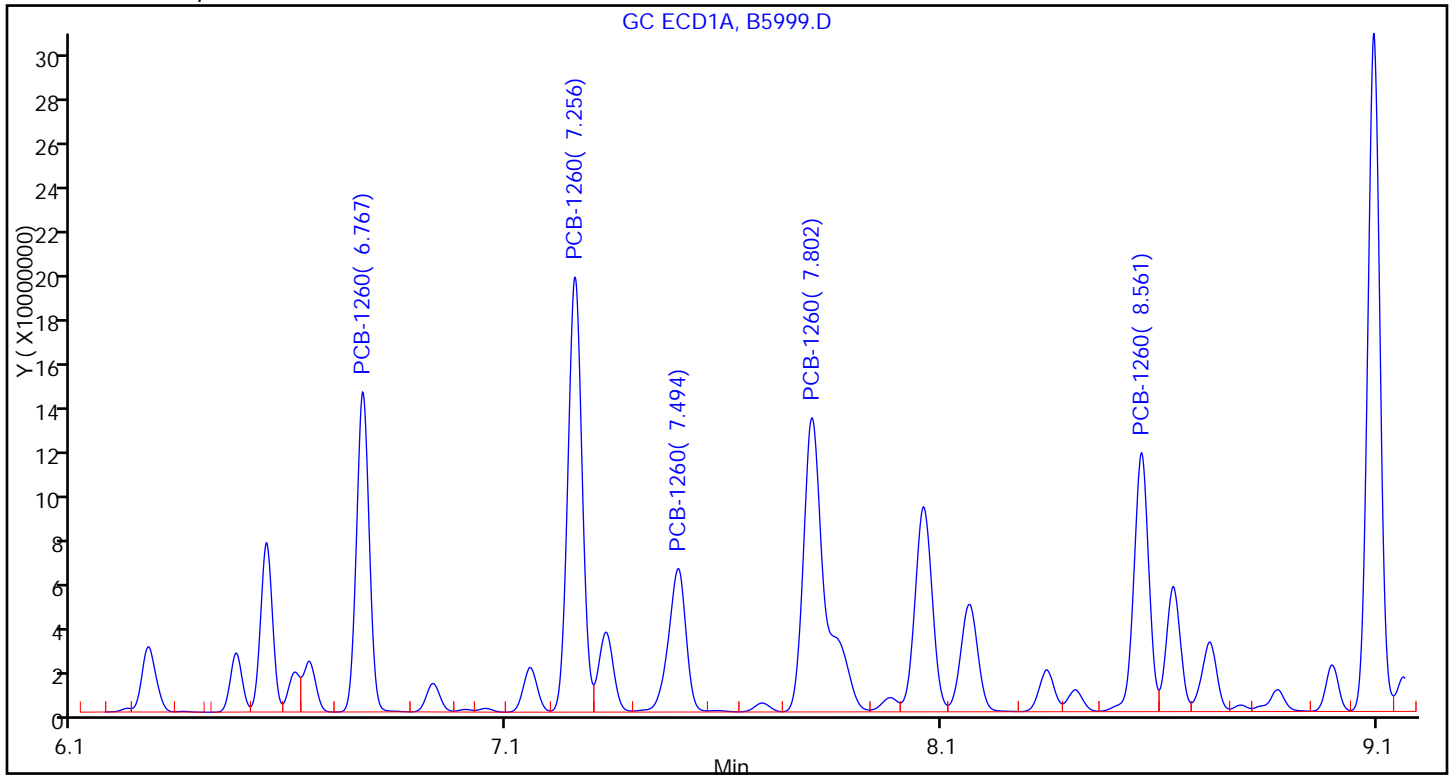




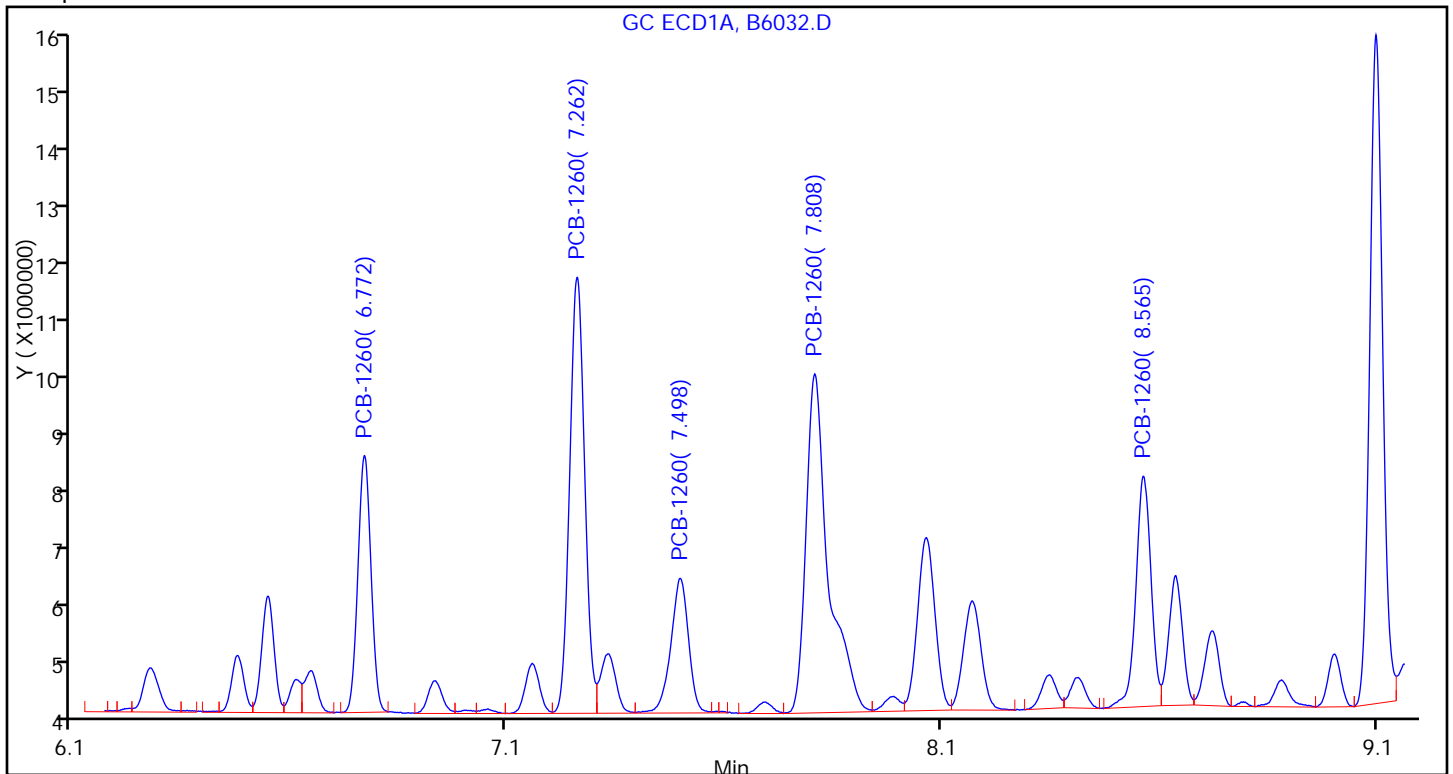
Report Date: 17-Dec-2011 13:39:25  
Data File: \\valsvr08\ChromData\SGCA\20111216-6084.b\B6032.D  
Injection Date: 16-Dec-2011 21:03:15  
Client ID: TRC-14  
Lims Batch ID: 91178  
Operator ID:  
11 PCB-1260, Detector: 1, GC ECD1A

Chrom Revision: 1.2 13-Jul-2011 10:43:06  
Limit Group: SGC - 1 - 8082 CAL  
Instrument ID: SGCA  
Lims Sample ID: 42  
Injection Vol: 1.00 ul

Calibration Sample, Level: 9



Sample



FORM I  
PCBS ORGANICS ANALYSIS DATA SHEET

Lab Name: TestAmerica Valparaiso Job No.: 510-73461-1  
 SDG No.: \_\_\_\_\_  
 Client Sample ID: TRC-15 DL Lab Sample ID: 510-73461-8 DL  
 Matrix: Solid Lab File ID: B6035.D  
 Analysis Method: 8082 Date Collected: 12/15/2011 00:00  
 Extraction Method: 3546 Date Extracted: 12/16/2011 08:28  
 Sample wt/vol: 15.65(g) Date Analyzed: 12/16/2011 21:49  
 Con. Extract Vol.: 5(mL) Dilution Factor: 10  
 Injection Volume: 1(uL) GC Column: 8082/608 ID: 0.53(mm)  
 % Moisture: 12.0 GPC Cleanup: (Y/N) N  
 Analysis Batch No.: 91178 Units: mg/Kg

CAS NO.	COMPOUND NAME	RESULT	Q	RL	MDL
12674-11-2	PCB-1016	<0.22		0.22	0.025
11104-28-2	PCB-1221	<0.22		0.22	0.072
11141-16-5	PCB-1232	<0.22		0.22	0.015
53469-21-9	PCB-1242	<0.22		0.22	0.041
12672-29-6	PCB-1248	<0.22		0.22	0.038
11097-69-1	PCB-1254	<0.22		0.22	0.035
11096-82-5	PCB-1260	<0.22		0.22	0.018

CAS NO.	SURROGATE	%REC	Q	LIMITS
2051-24-3	DCB Decachlorobiphenyl	0	D	14-147
1770-80-5	Dibutylchloredate	0	D	10-132

TestAmerica Laboratories  
Target Compound Quantitation Report

Data File: \\valsvr08\ChromData\SGCA\20111216-6084.b\B6035.D  
 Lims ID: 510-73461-A-8-A Client ID: TRC-15  
 Inject. Date: 16-Dec-2011 21:49:16 Dil. Factor: 1.0000  
 Sample Type: Client  
 Sample ID: 510-73461-a-8-a  
 Misc. Info.:  
 Operator: Instrument ID: SGCA  
 Vol. Injected: 1.0000 ALS Bottle#: 35  
 Lims Batch ID: 91178 Lims Sample ID: 45  
 Detector 1 : GC ECD1A  
 Detector 2 : GC ECD2B  
 Method: \\valsvr08\ChromData\SGCA\20111216-6084.b\PCBS.m  
 Last Update: 17-Dec-2011 13:20:09 Calib Date: 16-Dec-2011 13:41:18  
 Quant Method: External Standard Quant By: Initial Calibration  
 Last ICal File: \\valsvr08\ChromData\SGCA\20111216-6084.b\B6004.D  
 Limit Group: SGC - 1 - 8082 CAL  
 Integrator: Falcon  
 Process Host: VAL-SMS-LAB3

First Level Reviewer: iversc Date: 17-Dec-2011 13:41:40

Det	Sig	RT	EXP RT	DLT RT	Response	On-Col Amt ug/L	Ratio Range	Ratio	Flags
-----	-----	----	--------	--------	----------	-----------------	-------------	-------	-------

5 PCB-1221

1	1	2.239
1	2	2.936
1	3	3.103
1	4	3.151
1	5	4.362
2	6	2.496
2	7	2.922
2	8	3.418
2	9	3.611
2	10	3.695

7 PCB-1232

1	1	2.936
1	2	3.152
1	3	3.579
1	4	4.364
1	5	4.449
2	6	2.496
2	7	3.695
2	8	4.269
2	9	5.154
2	10	5.879

Data File: \\valsrv08\ChromData\SGCA\20111216-6084.b\B6035.D

Det	Sig	RT	EXP RT	DLT RT	Response	On-Col Amt ug/L	Ratio Range	Ratio	Flags
10 PCB-1242									
1	1		3.150						
1	2		3.577						
1	3		4.446						
1	4		5.111						
1	5		5.589						
2	6		3.694						
2	7		4.267						
2	8		5.152						
2	9		6.549						
2	10		6.935						
4 PCB-1016									
1	1		3.156						
1	2		3.581						
1	3		4.366						
1	4		4.938						
1	5		5.491						
2	6		3.697						
2	7		4.271						
2	8		5.156						
2	9		5.589						
2	10		5.881						
6 PCB-1248									
1	1		3.577						
1	2		4.186						
1	3		5.056						
1	4		5.591						
1	5		6.477						
2	6		4.269						
2	7		5.152						
2	8		5.880						
2	9		6.549						
2	10		6.938						
9 PCB-1254									
1	1		5.564						
1	2		6.303						
1	3		6.489						
1	4		6.940						
1	5		7.818						
2	6		6.554						
2	7		6.870						
2	8		7.773						
2	9		8.292						
2	10		9.233						

Det	Sig	RT	EXP RT	DLT RT	Response	On-Col Amt ug/L	Ratio Range	Ratio	Flags
11 PCB-1260									
1	1	6.774	6.773	0.001	2944296	19.4		100.0	7
1	2	7.262	7.262	0.000	4652880	21.4	119.7- 179.7	158.0	A
1	3	7.501	7.500	0.001	1682777	20.0	29.5- 89.5	57.2	A
1	4	7.811	7.808	0.003	4766865	20.8	125.1- 185.1	161.9	A
1	5	8.567	8.568	-0.001	1845809	9.36	63.3- 123.3	62.7	A
Average of Peak Amounts =						18.2			
2	6	7.846	7.845	0.001	835407	16.9		100.0	7
2	7	8.212	8.214	-0.002	1869921	20.1	169.1- 229.1	223.8	A
2	8	8.642	8.642	0.000	2318366	19.8	216.2- 276.2	277.5	A
2	9	9.362	9.361	0.001	1156108	12.0	152.9- 212.9	138.4	A
2	10	9.751	9.751	0.000	1073556	8.08	164.1- 224.1	128.5	A
Average of Peak Amounts =						15.4			

RPD = 16.72

LOD = 20.0

\$ 3 Dibutylchloroendate

1	1	9.573
2	2	10.265

\$ 2 DCB Decachlorobiphenyl

1	1	10.774
2	2	11.585

QC Flag Legend

Processing Flags

7 - Failed Limit of Detection

Report Date: 17-Dec-2011 13:41:40

Chrom Revision: 1.2 13-Jul-2011 10:43:06

Data File: \\valsvr08\ChromData\SGCA\20111216-6084.b\B6035.D

Injection Date: 16-Dec-2011 21:49:16

Limit Group: SGC - 1 - 8082 CAL

Client ID: TRC-15

Instrument ID: SGCA

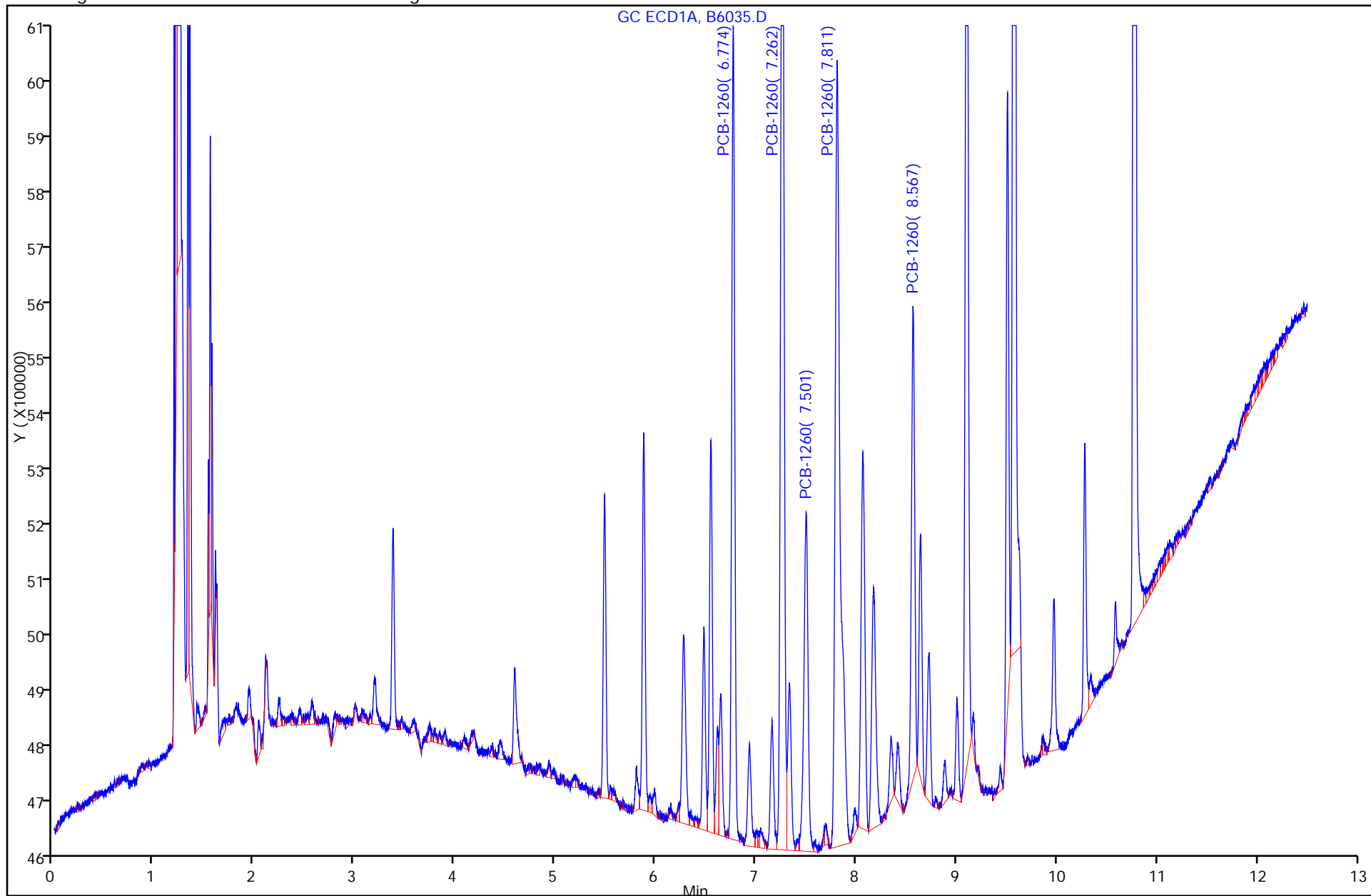
Lims Batch ID: 91178

Lims Sample ID: 45

Operator ID:

Injection Vol: 1.00 ul

Y Scaling: Method Defined: Scale to the Nth Largest Peak: 10



FORM VI  
PCBS INITIAL CALIBRATION DATA  
EXTERNAL STANDARD RETENTION TIME SUMMARY

Lab Name: TestAmerica Valparaiso Job No.: 510-73461-1 Analy Batch No.: 91178

SDG No.: \_\_\_\_\_

Instrument ID: SGCA GC Column: 8082/608 ID: 0.53 (mm) Heated Purge: (Y/N) N

Calibration Start Date: 12/16/2011 10:18 Calibration End Date: 12/16/2011 12:21 Calibration ID: 4481

Calibration Files:

LEVEL:	LAB SAMPLE ID:	LAB FILE ID:
Level 1	STD20 510-91178/1	B5991.D
Level 2	STD50 510-91178/2	B5992.D
Level 3	STD100 510-91178/3	B5993.D
Level 4	STD250 510-91178/4	B5994.D
Level 5	STD500 510-91178/5	B5995.D
Level 6	STD1000 510-91178/6	B5996.D
Level 7	STD1500 510-91178/7	B5997.D
Level 8	STD2000 510-91178/8	B5998.D
Level 9	STD3000 510-91178/9	B5999.D

ANALYTE	LVL 1	LVL 2	LVL 3	LVL 4	LVL 5	LVL 6	LVL 7	LVL 8	LVL 9		RT WINDOW	AVG RT
PCB-1016 Peak 1	3.153	3.153	3.154	3.154	3.151	3.154	3.154	3.154	3.152		3.054 - 3.254	3.153
PCB-1016 Peak 2	3.583	3.579	3.579	3.581	3.578	3.580	3.581	3.581	3.579		3.480 - 3.680	3.580
PCB-1016 Peak 3	4.366	4.364	4.364	4.364	4.362	4.364	4.364	4.364	4.363		4.264 - 4.464	4.364
PCB-1016 Peak 4	4.937	4.934	4.934	4.935	4.932	4.935	4.935	4.935	4.934		4.835 - 5.035	4.935
PCB-1016 Peak 5	5.489	5.488	5.487	5.488	5.486	5.488	5.486	5.487	5.486		5.388 - 5.588	5.487
PCB-1260 Peak 1	6.771	6.769	6.768	6.768	6.766	6.769	6.768	6.768	6.767		6.669 - 6.869	6.768
PCB-1260 Peak 2	7.259	7.258	7.256	7.256	7.254	7.256	7.256	7.257	7.256		7.156 - 7.356	7.256
PCB-1260 Peak 3	7.496	7.496	7.493	7.493	7.492	7.494	7.493	7.495	7.494		7.394 - 7.594	7.494
PCB-1260 Peak 4	7.807	7.805	7.803	7.803	7.801	7.803	7.801	7.803	7.802		7.703 - 7.903	7.803
PCB-1260 Peak 5	8.564	8.562	8.561	8.560	8.560	8.561	8.560	8.561	8.561		8.461 - 8.661	8.561
Dibutylchloroendate			9.569	9.570	9.570	9.569	9.568				9.469 - 9.669	9.569
DCB Decachlorobiphenyl			10.770	10.770	10.771	10.770	10.771				10.670 - 10.870	10.770

FORM VI  
PCBS INITIAL CALIBRATION DATA  
EXTERNAL STANDARD CURVE EVALUATION

Lab Name: TestAmerica Valparaiso Job No.: 510-73461-1 Analy Batch No.: 91178

SDG No.: \_\_\_\_\_

Instrument ID: SGCA GC Column: 8082/608 ID: 0.53 (mm) Heated Purge: (Y/N) N

Calibration Start Date: 12/16/2011 10:18 Calibration End Date: 12/16/2011 12:21 Calibration ID: 4481

Calibration Files:

LEVEL:	LAB SAMPLE ID:	LAB FILE ID:
Level 1	STD20 510-91178/1	B5991.D
Level 2	STD50 510-91178/2	B5992.D
Level 3	STD100 510-91178/3	B5993.D
Level 4	STD250 510-91178/4	B5994.D
Level 5	STD500 510-91178/5	B5995.D
Level 6	STD1000 510-91178/6	B5996.D
Level 7	STD1500 510-91178/7	B5997.D
Level 8	STD2000 510-91178/8	B5998.D
Level 9	STD3000 510-91178/9	B5999.D

ANALYTE	CF				CURVE TYPE	COEFFICIENT			#	MIN CF	%RSD	#	MAX %RSD	R^2 OR COD	#	MIN R^2 OR COD
	LVL 1	LVL 2	LVL 3	LVL 4		B	M1	M2								
	LVL 5 LVL 9	LVL 6	LVL 7	LVL 8												
PCB-1016 Peak 1	75725 46871 39986	51969 46995	49648 44942	48485 41618	Qua2	278467.604	47652.4767	-2.5208397					1.0000		0.9950	
PCB-1016 Peak 2	172791 92432 85532	126977 100716	103298 96643	101675 88918	Qua2	728491.063	101554.881	-5.4587814					0.9960		0.9950	
PCB-1016 Peak 3	146443 74098 70354	88997 81233	82397 78078	81458 72975	Qua2	686227.446	77337.4461	-1.7889787					0.9980		0.9950	
PCB-1016 Peak 4	103611 56918 54250	67379 63353	62451 61209	63241 56083	Qua2	430694.928	60159.6507	-1.4973356					0.9980		0.9950	
PCB-1016 Peak 5	72810 36504 34195	45012 39780	40544 38567	40575 35526	Qua2	342045.996	38472.7674	-1.2028796					0.9980		0.9950	
PCB-1260 Peak 1	193198 101897 96797	124611 112131	112592 108424	111898 99350	Qua2	854110.482	107552.786	-3.0167310					0.9980		0.9950	
PCB-1260 Peak 2	286724 154748 147671	174558 167885	168505 163326	167064 151033	Qua2	1265049.37	158395.939	-2.2900084					0.9980		0.9950	
PCB-1260 Peak 3	107475 59598 60153	67539 66675	63989 65644	65153 61563	Qua2	454735.279	61309.4272	0.35949967					0.9980		0.9950	

Note: The m1 coefficient is the same as Ave CF for an Ave curve type.



FORM VI  
PCBS INITIAL CALIBRATION DATA  
EXTERNAL STANDARD CURVE EVALUATION

Lab Name: TestAmerica Valparaiso Job No.: 510-73461-1 Analy Batch No.: 91178

SDG No.: \_\_\_\_\_

Instrument ID: SGCA GC Column: 8082/608 ID: 0.53 (mm) Heated Purge: (Y/N) N

Calibration Start Date: 12/16/2011 10:18 Calibration End Date: 12/16/2011 12:21 Calibration ID: 4481

ANALYTE	CF				CURVE TYPE	COEFFICIENT			#	MIN CF	%RSD	#	MAX %RSD	R <sup>2</sup> OR COD	#	MIN R <sup>2</sup> OR COD
	LVL 1 LVL 5 LVL 9	LVL 2 LVL 6	LVL 3 LVL 7	LVL 4 LVL 8		B	M1	M2								
PCB-1260 Peak 4	303590 164211 154279	181752 173897	170109 170030	172254 158008	Qua2	1383784.68	163047.570	-1.3023208						0.9980		0.9950
PCB-1260 Peak 5	191413 94491 91790	116257 104587	102714 101597	104837 94149	Qua2	924796.445	98443.9598	-1.4561232						0.9980		0.9950
Dibutylchloroendate	1823325	2216930	2029927 2222017	2026414	Qua2	4659533.63	1509819.43	5627.65790						0.9960		0.9950
DCB Decachlorobiphenyl	1499783	1629326	1828204 1542645	1570927	Qua2	3701961.72	1450696.80	733.408147						0.9990		0.9950

Note: The m1 coefficient is the same as Ave CF for an Ave curve type.

FORM VI  
PCBS INITIAL CALIBRATION DATA  
EXTERNAL STANDARD RESPONSE AND CONCENTRATION

Lab Name: TestAmerica Valparaiso Job No.: 510-73461-1 Analy Batch No.: 91178

SDG No.: \_\_\_\_\_

Instrument ID: SGCA GC Column: 8082/608 ID: 0.53 (mm) Heated Purge: (Y/N) N

Calibration Start Date: 12/16/2011 10:18 Calibration End Date: 12/16/2011 12:21 Calibration ID: 4481

Calibration Files:

LEVEL:	LAB SAMPLE ID:	LAB FILE ID:
Level 1	STD20 510-91178/1	B5991.D
Level 2	STD50 510-91178/2	B5992.D
Level 3	STD100 510-91178/3	B5993.D
Level 4	STD250 510-91178/4	B5994.D
Level 5	STD500 510-91178/5	B5995.D
Level 6	STD1000 510-91178/6	B5996.D
Level 7	STD1500 510-91178/7	B5997.D
Level 8	STD2000 510-91178/8	B5998.D
Level 9	STD3000 510-91178/9	B5999.D

ANALYTE	CURVE TYPE	RESPONSE					CONCENTRATION (UG/L)				
		LVL 1	LVL 2	LVL 3	LVL 4	LVL 5	LVL 1	LVL 2	LVL 3	LVL 4	LVL 5
		LVL 6	LVL 7	LVL 8	LVL 9		LVL 6	LVL 7	LVL 8	LVL 9	
PCB-1016 Peak 1	Qua2	757252 46995190	2598462 67413439	4964834 83235612	12121136 119959024	23435419	10.0 1000	50.0 1500	100 2000	250 3000	500
PCB-1016 Peak 2	Qua2	1727906 100715959	6348868 144964229	10329776 177836961	25418760 256594651	46216009	10.0 1000	50.0 1500	100 2000	250 3000	500
PCB-1016 Peak 3	Qua2	1464432 81232920	4449856 117117714	8239738 145950988	20364476 211062586	37048758	10.0 1000	50.0 1500	100 2000	250 3000	500
PCB-1016 Peak 4	Qua2	1036114 63352582	3368965 91813718	6245135 112165382	15810311 162749188	28459035	10.0 1000	50.0 1500	100 2000	250 3000	500
PCB-1016 Peak 5	Qua2	728096 39779734	2250589 57851209	4054374 71051516	10143814 102585416	18251790	10.0 1000	50.0 1500	100 2000	250 3000	500
PCB-1260 Peak 1	Qua2	1931981 112130822	6230555 162636713	11259224 198699198	27974472 290391744	50948598	10.0 1000	50.0 1500	100 2000	250 3000	500
PCB-1260 Peak 2	Qua2	2867236 167884581	8727892 244989222	16850509 302065601	41766118 443012846	77374170	10.0 1000	50.0 1500	100 2000	250 3000	500
PCB-1260 Peak 3	Qua2	1074747 66675128	3376969 98466312	6398931 123126523	16288168 180457990	29798875	10.0 1000	50.0 1500	100 2000	250 3000	500
PCB-1260 Peak 4	Qua2	3035904 173896549	9087577 255044655	17010910 316016100	43063544 462837226	82105566	10.0 1000	50.0 1500	100 2000	250 3000	500
PCB-1260 Peak 5	Qua2	1914131 104586800	5812862 152395682	10271389 188297133	26209220 275368907	47245358	10.0 1000	50.0 1500	100 2000	250 3000	500
Dibutylchloroendate	Qua2	221692956	266642003	20299266	121584854	145865975	100	120	10.0	60.0	80.0
DCB Decachlorobiphenyl	Qua2	162932569	185117349	18282044	94255598	119982647	100	120	10.0	60.0	80.0

Curve Type Legend:

Qua2 = Quadratic 1/conc^2

TestAmerica Laboratories  
Target Compound Quantitation Report

Data File: \\valsvr08\ChromData\SGCA\20111216-6084.b\B5991.D  
 Lims ID: std20 Client ID:  
 Inject. Date: 16-Dec-2011 10:18:29 Dil. Factor: 1.0000  
 Sample Type: IC Calib Level: 1  
 Sample ID: std20  
 Misc. Info.:  
 Operator: Instrument ID: SGCA  
 Vol. Injected: 1.0000 ALS Bottle#: 1  
 Lims Batch ID: 91178 Lims Sample ID: 1  
 Sublist: chrom-PCBS\*sub1  
 Detector 1 : GC ECD1A  
 Detector 2 : GC ECD2B  
 Method: \\valsvr08\ChromData\SGCA\20111216-6084.b\PCBS.m  
 Last Update: 16-Dec-2011 12:34:44 Calib Date: 16-Dec-2011 12:06:16  
 Quant Method: External Standard Quant By: Initial Calibration  
 Last ICal File: \\valsvr08\ChromData\SGCA\20111216-6084.b\B5998.D  
 Limit Group: SGC - 1 - 8082 CAL  
 Integrator: Falcon  
 Process Host: VAL-SMS-LAB3

First Level Reviewer: iversc Date: 16-Dec-2011 12:34:44

Det	Sig	RT	EXP RT	DLT RT	Response	On-Col Amt ug/L	Ratio Range	Ratio	Flags
4 PCB-1016									
1	1	3.153	3.154	-0.001	757252	10.0		100.0	M
1	2	3.583	3.580	0.003	1727906	9.85	184.3- 244.3	228.2	
1	3	4.366	4.364	0.002	1464432	10.0	142.9- 202.9	193.4	
1	4	4.937	4.935	0.002	1036114	10.0	104.8- 164.8	136.8	
1	5	5.489	5.488	0.001	728096	10.0	54.6- 114.6	96.1	
Average of Peak Amounts =						10.0			
2	6	3.697	3.696	0.001	475896	9.98		100.0	
2	7	4.271	4.269	0.002	980009	9.99	190.3- 250.3	205.9	
2	8	5.158	5.158	0.000	923548	9.86	137.1- 197.1	194.1	M
2	9	5.592	5.587	0.005	319173	9.93	46.2- 106.2	67.1	
2	10	5.880	5.879	0.001	588736	10.0	105.7- 165.7	123.7	
Average of Peak Amounts =						9.95			
						RPD = 0.50			
11 PCB-1260									
1	1	6.771	6.769	0.002	1931981	10.0		100.0	M
1	2	7.259	7.256	0.003	2867236	10.1	119.7- 179.7	148.4	
1	3	7.496	7.494	0.002	1074747	10.1	29.5- 89.5	55.6	
1	4	7.807	7.803	0.004	3035904	10.1	125.1- 185.1	157.1	
1	5	8.564	8.561	0.003	1914131	10.0	63.3- 123.3	99.1	
Average of Peak Amounts =						10.1			
2	6	7.845	7.839	0.006	617559	10.0		100.0	M
2	7	8.212	8.209	0.003	1219331	10.0	169.1- 229.1	197.4	
2	8	8.642	8.637	0.005	1540590	10.1	216.2- 276.2	249.5	
2	9	9.359	9.356	0.003	1045480	10.0	152.9- 212.9	169.3	
2	10	9.749	9.747	0.002	1195772	10.0	164.1- 224.1	193.6	
Average of Peak Amounts =						10.0			
						RPD = 0.33			

QC Flag Legend

Review Flags

M - Manually Integrated

Report Date: 16-Dec-2011 12:34:44

Chrom Revision: 1.2 13-Jul-2011 10:43:06

Data File: \\valsvr08\ChromData\SGCA\20111216-6084.b\B5991.D

Injection Date: 16-Dec-2011 10:18:29

Limit Group: SGC - 1 - 8082 CAL

Client ID:

Instrument ID: SGCA

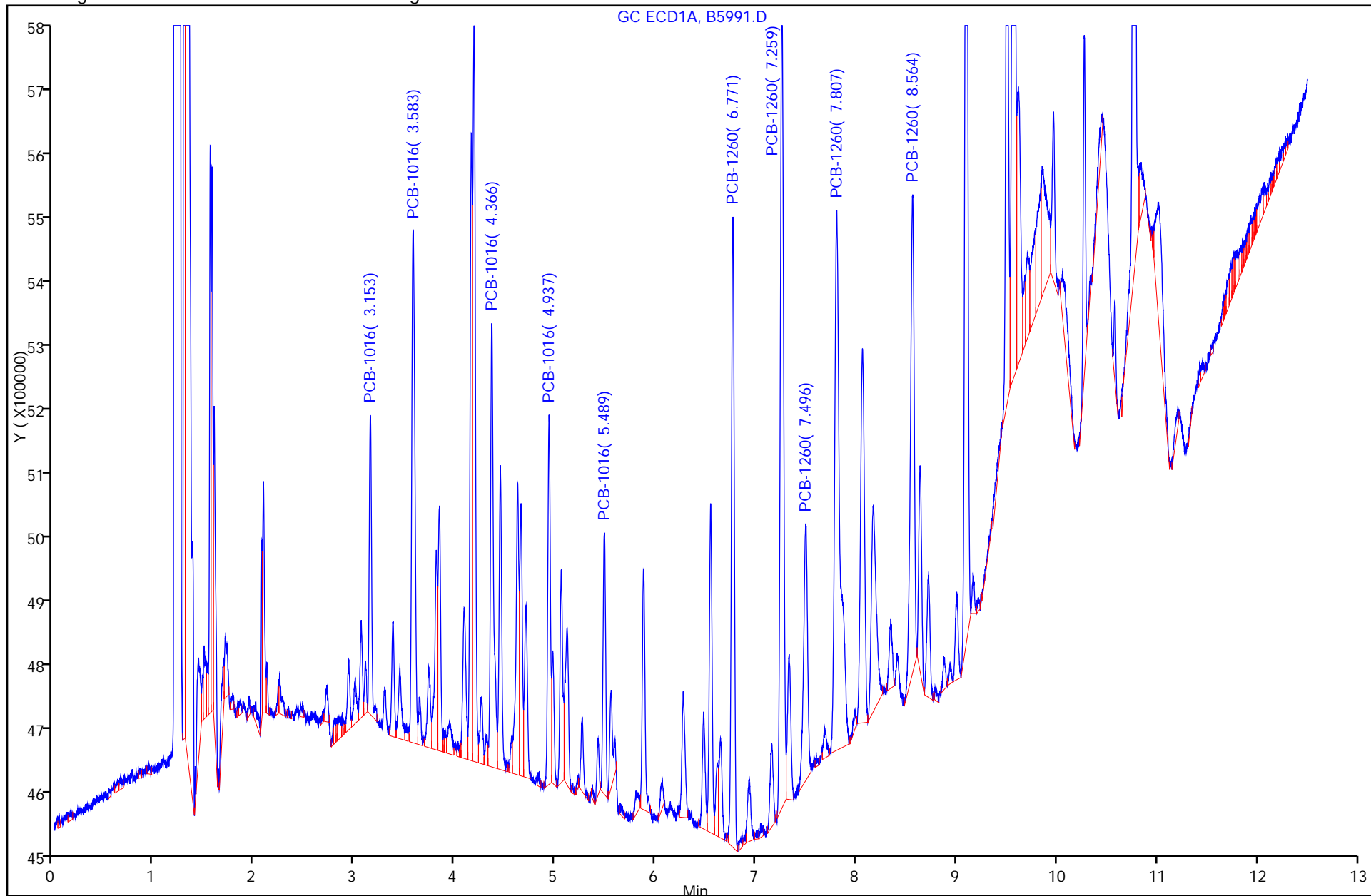
Lims Batch ID: 91178

Lims Sample ID: 1

Operator ID:

Injection Vol: 1.00 ul

Y Scaling: Method Defined: Scale to the Nth Largest Peak: 10



TestAmerica Laboratories  
Target Compound Quantitation Report

Data File: \\valsvr08\ChromData\SGCA\20111216-6084.b\B5992.D  
 Lims ID: std50 Client ID:  
 Inject. Date: 16-Dec-2011 10:33:57 Dil. Factor: 1.0000  
 Sample Type: IC Calib Level: 2  
 Sample ID: std50  
 Misc. Info.:  
 Operator: Instrument ID: SGCA  
 Vol. Injected: 1.0000 ALS Bottle#: 2  
 Lims Batch ID: 91178 Lims Sample ID: 2  
 Sublist: chrom-PCBS\*sub1  
 Detector 1 : GC ECD1A  
 Detector 2 : GC ECD2B  
 Method: \\valsvr08\ChromData\SGCA\20111216-6084.b\PCBS.m  
 Last Update: 16-Dec-2011 11:00:15 Calib Date: 16-Dec-2011 10:33:57  
 Quant Method: External Standard Quant By: Initial Calibration  
 Last ICal File: \\valsvr08\ChromData\SGCA\20111216-6084.b\B5992.D  
 Limit Group: SGC - 1 - 8082 CAL  
 Integrator: Falcon  
 Process Host: VAL-SMS-LAB3

First Level Reviewer: iversc Date: 16-Dec-2011 11:00:15

Det	Sig	RT	EXP RT	DLT RT	Response	On-Col Amt ug/L	Ratio Range	Ratio	Flags
-----	-----	----	--------	--------	----------	-----------------	-------------	-------	-------

4 PCB-1016

1	1	3.153	3.156	-0.003	2598462	50.0		100.0	
1	2	3.579	3.583	-0.004	6348868	50.0	186.9- 246.9	244.3	
1	3	4.364	4.367	-0.003	4449856	50.0	143.8- 203.8	171.2	
1	4	4.934	4.938	-0.004	3368965	50.0	106.7- 166.7	129.7	
1	5	5.488	5.490	-0.002	2250589	50.0	55.8- 115.8	86.6	
Average of Peak Amounts =						50.0			
2	6	3.696	3.698	-0.002	1486183	50.0		100.0	
2	7	4.270	4.272	-0.002	3174613	50.0	189.6- 249.6	213.6	
2	8	5.155	5.157	-0.002	2818194	50.0	138.6- 198.6	189.6	
2	9	5.587	5.588	-0.001	1151120	50.0	49.7- 109.7	77.5	
2	10	5.880	5.881	-0.001	1935506	50.0	108.1- 168.1	130.2	
Average of Peak Amounts =						50.0			

RPD = 0.00

11 PCB-1260

1	1	6.769	6.772	-0.003	6230555	50.0		100.0	
1	2	7.258	7.262	-0.004	8727892	50.0	119.7- 179.7	140.1	
1	3	7.496	7.497	-0.001	3376969	50.0	29.6- 89.6	54.2	
1	4	7.805	7.807	-0.002	9087577	50.0	126.4- 186.4	145.9	
1	5	8.562	8.566	-0.004	5812862	50.0	64.1- 124.1	93.3	
Average of Peak Amounts =						50.0			
2	6	7.840	7.845	-0.005	1824572	50.0		100.0	
2	7	8.211	8.210	0.001	3737291	50.0	163.4- 223.4	204.8	
2	8	8.639	8.639	0.000	4578188	50.0	201.9- 261.9	250.9	
2	9	9.357	9.357	0.000	3244062	50.0	146.4- 206.4	177.8	
2	10	9.749	9.747	0.002	3632223	50.0	153.8- 213.8	199.1	
Average of Peak Amounts =						50.0			

RPD = 0.00

Report Date: 16-Dec-2011 11:00:15

Chrom Revision: 1.2 13-Jul-2011 10:43:06

Data File: \\valsvr08\ChromData\SGCA\20111216-6084.b\B5992.D

Injection Date: 16-Dec-2011 10:33:57

Limit Group: SGC - 1 - 8082 CAL

Client ID:

Instrument ID: SGCA

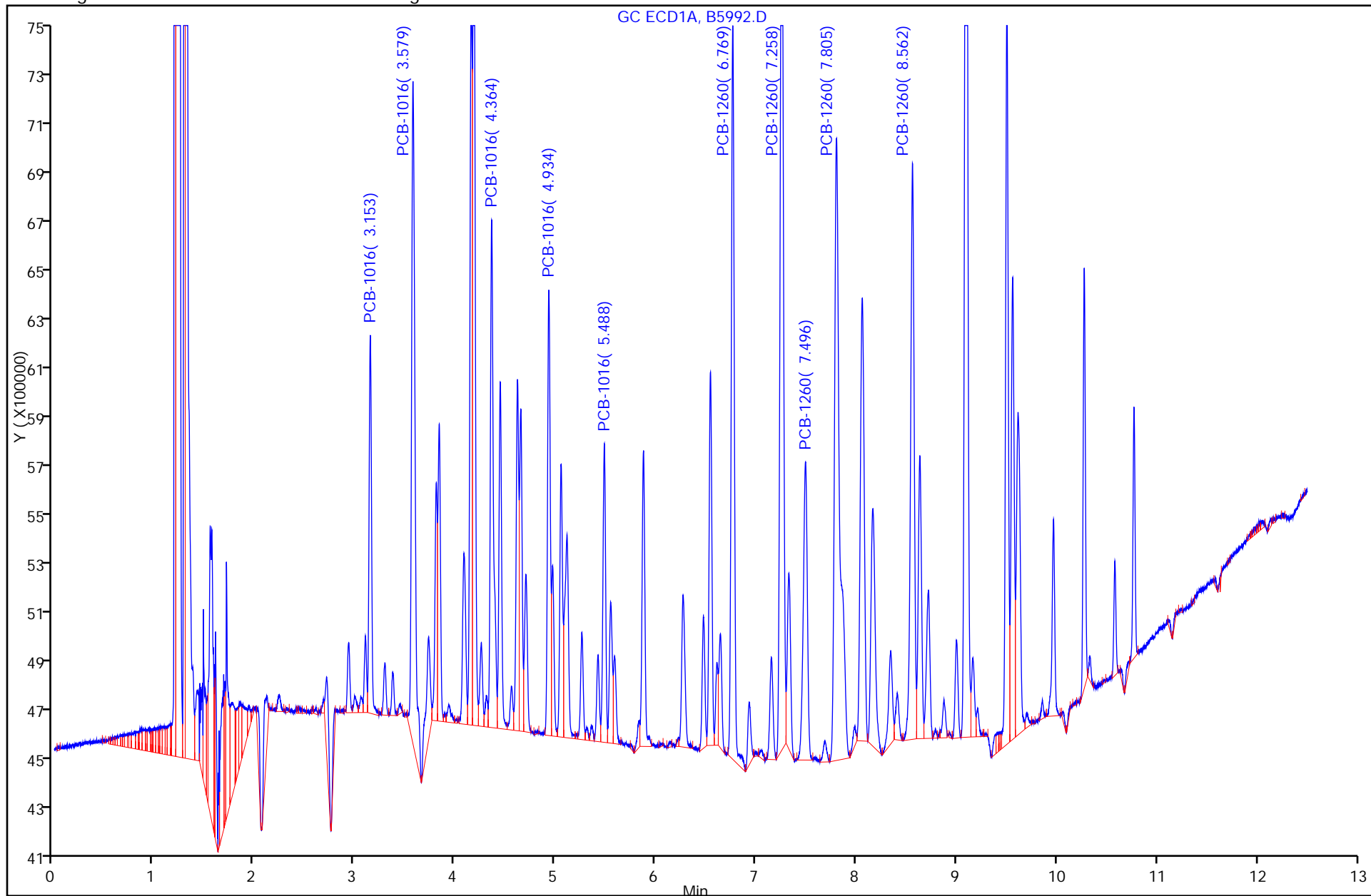
Lims Batch ID: 91178

Lims Sample ID: 2

Operator ID:

Injection Vol: 1.00 ul

Y Scaling: Method Defined: Scale to the Nth Largest Peak: 10



TestAmerica Laboratories  
Target Compound Quantitation Report

Data File: \\valsvr08\ChromData\SGCA\20111216-6084.b\B5993.D  
 Lims ID: std100 Client ID:  
 Inject. Date: 16-Dec-2011 10:49:22 Dil. Factor: 1.0000  
 Sample Type: IC Calib Level: 3  
 Sample ID: std100  
 Misc. Info.:  
 Operator: Instrument ID: SGCA  
 Vol. Injected: 1.0000 ALS Bottle#: 3  
 Lims Batch ID: 91178 Lims Sample ID: 3  
 Sublist: chrom-PCBS\*sub1  
 Detector 1 : GC ECD1A  
 Detector 2 : GC ECD2B  
 Method: \\valsvr08\ChromData\SGCA\20111216-6084.b\PCBS.m  
 Last Update: 16-Dec-2011 11:54:09 Calib Date: 16-Dec-2011 11:35:26  
 Quant Method: External Standard Quant By: Initial Calibration  
 Last ICal File: \\valsvr08\ChromData\SGCA\20111216-6084.b\B5996.D  
 Limit Group: SGC - 1 - 8082 CAL  
 Integrator: Falcon  
 Process Host: VAL-SMS-LAB3

First Level Reviewer: iversc Date: 16-Dec-2011 11:54:09

Det	Sig	RT	EXP RT	DLT RT	Response	On-Col Amt ug/L	Ratio Range	Ratio	Flags
-----	-----	----	--------	--------	----------	-----------------	-------------	-------	-------

4 PCB-1016

1	1	3.154	3.154	0.000	4964834	100.2		100.0	
1	2	3.579	3.579	0.000	10329776	96.7	184.3- 244.3	208.1	
1	3	4.364	4.364	0.000	8239738	100.2	142.9- 202.9	166.0	
1	4	4.934	4.934	0.000	6245135	99.5	104.8- 164.8	125.8	
1	5	5.487	5.487	0.000	4054374	98.7	54.6- 114.6	81.7	
Average of Peak Amounts =						99.1			
2	6	3.696	3.696	0.000	2708022	100.2		100.0	
2	7	4.269	4.269	0.000	5936013	101.4	190.3- 250.3	219.2	
2	8	5.154	5.154	0.000	4553881	99.4	137.1- 197.1	168.2	
2	9	5.587	5.587	0.000	2050648	98.4	46.2- 106.2	75.7	
2	10	5.879	5.879	0.000	3716591	102.3	105.7- 165.7	137.2	
Average of Peak Amounts =						100.3			

RPD = 1.28

11 PCB-1260

1	1	6.768	6.768	0.000	11259224	99.1		100.0	
1	2	7.256	7.256	0.000	16850509	103.1	119.7- 179.7	149.7	
1	3	7.493	7.493	0.000	6398931	100.1	29.5- 89.5	56.8	
1	4	7.803	7.803	0.000	17010910	104.8	125.1- 185.1	151.1	
1	5	8.561	8.561	0.000	10271389	97.6	63.3- 123.3	91.2	
Average of Peak Amounts =						100.9			
2	6	7.839	7.839	0.000	3565367	104.3		100.0	
2	7	8.209	8.209	0.000	7156704	103.8	169.1- 229.1	200.7	
2	8	8.638	8.638	0.000	8635245	101.3	216.2- 276.2	242.2	
2	9	9.357	9.357	0.000	6179321	102.7	152.9- 212.9	173.3	
2	10	9.748	9.748	0.000	6724374	100.6	164.1- 224.1	188.6	
Average of Peak Amounts =						102.5			

RPD = 1.57



Det	Sig	RT	EXP RT	DLT RT	Response	On-Col Amt ug/L	Ratio Range	Ratio	Flags
-----	-----	----	-----------	-----------	----------	--------------------	-------------	-------	-------

\$ 3 Dibutylchlorendate

1	1	9.569	9.569	0.000	20299266	10.0			
2	2	10.261	10.261	0.000	7654427	10.0			
							RPD =	0.34	

\$ 2 DCB Decachlorobiphenyl

1	1	10.770	10.770	0.000	18282044	10.0			
2	2	11.582	11.582	0.000	11380305	10.0			
							RPD =	0.01	

Report Date: 16-Dec-2011 11:54:09

Chrom Revision: 1.2 13-Jul-2011 10:43:06

Data File: \\valsvr08\ChromData\SGCA\20111216-6084.b\B5993.D

Injection Date: 16-Dec-2011 10:49:22

Limit Group: SGC - 1 - 8082 CAL

Client ID:

Instrument ID: SGCA

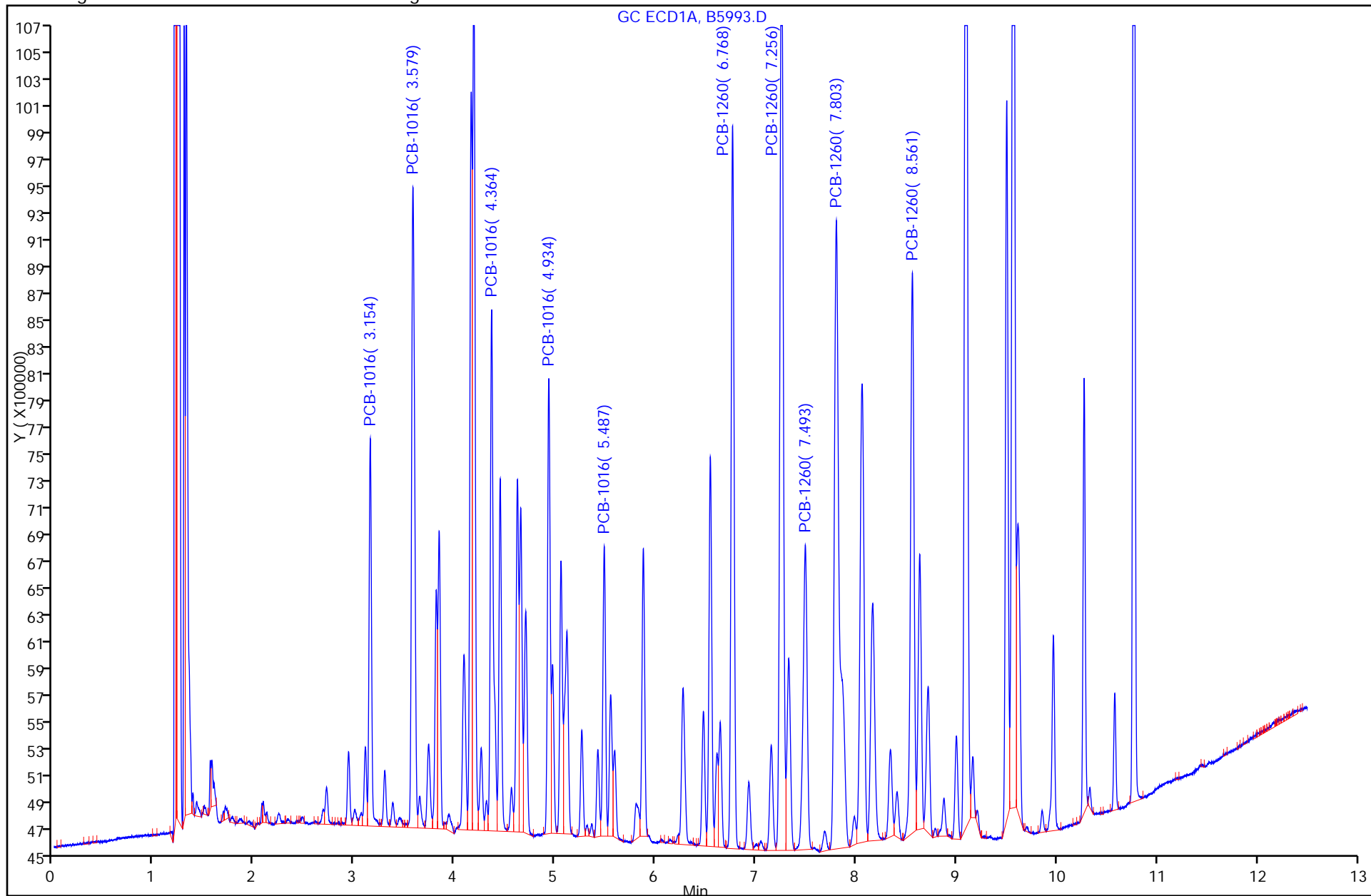
Lims Batch ID: 91178

Lims Sample ID: 3

Operator ID:

Injection Vol: 1.00 ul

Y Scaling: Method Defined: Scale to the Nth Largest Peak: 10



TestAmerica Laboratories  
Target Compound Quantitation Report

Data File: \\valsvr08\ChromData\SGCA\20111216-6084.b\B5994.D  
 Lims ID: std250 Client ID:  
 Inject. Date: 16-Dec-2011 11:04:48 Dil. Factor: 1.0000  
 Sample Type: IC Calib Level: 4  
 Sample ID: std250  
 Misc. Info.:  
 Operator: Instrument ID: SGCA  
 Vol. Injected: 1.0000 ALS Bottle#: 4  
 Lims Batch ID: 91178 Lims Sample ID: 4  
 Sublist: chrom-PCBS\*sub1  
 Detector 1 : GC ECD1A  
 Detector 2 : GC ECD2B  
 Method: \\valsvr08\ChromData\SGCA\20111216-6084.b\PCBS.m  
 Last Update: 16-Dec-2011 11:54:27 Calib Date: 16-Dec-2011 11:35:26  
 Quant Method: External Standard Quant By: Initial Calibration  
 Last ICal File: \\valsvr08\ChromData\SGCA\20111216-6084.b\B5996.D  
 Limit Group: SGC - 1 - 8082 CAL  
 Integrator: Falcon  
 Process Host: VAL-SMS-LAB3

First Level Reviewer: iversc Date: 16-Dec-2011 11:54:27

Det	Sig	RT	EXP RT	DLT RT	Response	On-Col Amt ug/L	Ratio Range	Ratio	Flags
-----	-----	----	--------	--------	----------	-----------------	-------------	-------	-------

4 PCB-1016

1	1	3.154	3.154	0.000	12121136	253.6		100.0	
1	2	3.581	3.580	0.001	25418760	249.1	184.3- 244.3	209.7	
1	3	4.364	4.364	0.000	20364476	259.3	142.9- 202.9	168.0	
1	4	4.935	4.935	0.000	15810311	261.1	104.8- 164.8	130.4	
1	5	5.488	5.488	0.000	10143814	259.8	54.6- 114.6	83.7	
Average of Peak Amounts =						256.6			
2	6	3.697	3.696	0.001	6593103	259.2		100.0	
2	7	4.269	4.269	0.000	14340864	258.2	190.3- 250.3	217.5	
2	8	5.155	5.155	0.000	11155721	256.6	137.1- 197.1	169.2	
2	9	5.587	5.587	0.000	5186309	262.8	46.2- 106.2	78.7	
2	10	5.879	5.879	0.000	9063844	262.7	105.7- 165.7	137.5	
Average of Peak Amounts =						259.9			

RPD = 1.30

11 PCB-1260

1	1	6.768	6.769	-0.001	27974472	257.0		100.0	
1	2	7.256	7.256	0.000	41766118	266.0	119.7- 179.7	149.3	
1	3	7.493	7.494	-0.001	16288168	262.6	29.5- 89.5	58.2	
1	4	7.803	7.803	0.000	43063544	278.5	125.1- 185.1	153.9	
1	5	8.560	8.561	-0.001	26209220	261.5	63.3- 123.3	93.7	
Average of Peak Amounts =						265.1			
2	6	7.840	7.839	0.001	8492835	261.9		100.0	
2	7	8.208	8.209	-0.001	16703972	255.5	169.1- 229.1	196.7	
2	8	8.638	8.637	0.001	21008337	260.4	216.2- 276.2	247.4	
2	9	9.357	9.356	0.001	14776763	256.3	152.9- 212.9	174.0	
2	10	9.748	9.747	0.001	16400382	258.9	164.1- 224.1	193.1	
Average of Peak Amounts =						258.6			

RPD = 2.50

Det	Sig	RT	EXP RT	DLT RT	Response	On-Col Amt ug/L	Ratio Range	Ratio	Flags
-----	-----	----	--------	--------	----------	-----------------	-------------	-------	-------

\$ 3 Dibutylchlorendate

1	1	9.570	9.569	0.001	121584854	60.1			
2	2	10.261	10.260	0.001	44961433	61.7			
							RPD = 2.76		

\$ 2 DCB Decachlorobiphenyl

1	1	10.770	10.770	0.000	94255598	61.3			
2	2	11.582	11.581	0.001	58516163	61.4			
							RPD = 0.29		

Report Date: 16-Dec-2011 11:54:27

Chrom Revision: 1.2 13-Jul-2011 10:43:06

Data File: \\valsvr08\ChromData\SGCA\20111216-6084.b\B5994.D

Injection Date: 16-Dec-2011 11:04:48

Limit Group: SGC - 1 - 8082 CAL

Client ID:

Instrument ID: SGCA

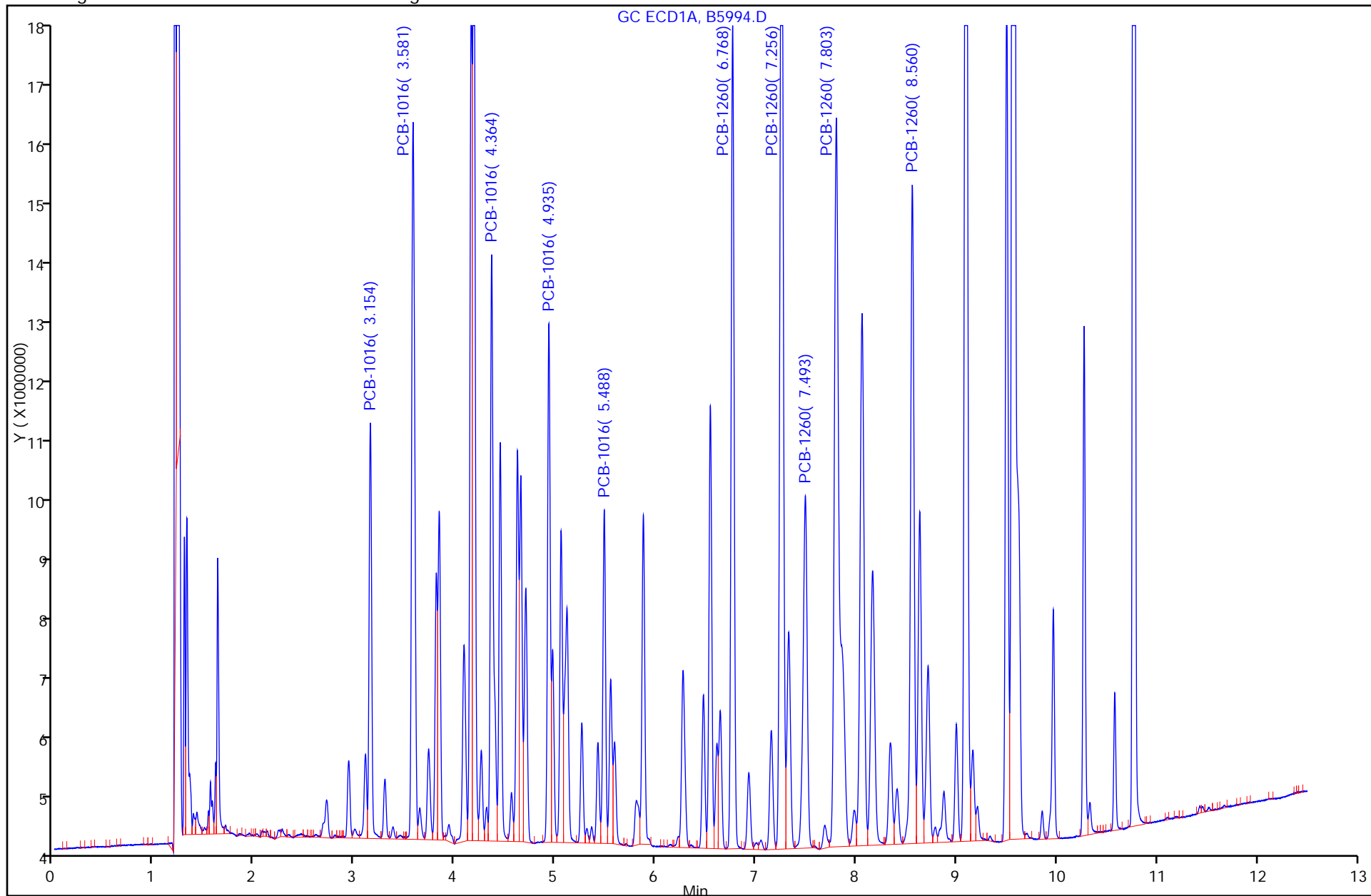
Lims Batch ID: 91178

Lims Sample ID: 4

Operator ID:

Injection Vol: 1.00 ul

Y Scaling: Method Defined: Scale to the Nth Largest Peak: 10



TestAmerica Laboratories  
Target Compound Quantitation Report

Data File: \\valsvr08\ChromData\SGCA\20111216-6084.b\B5995.D  
 Lims ID: std500 Client ID:  
 Inject. Date: 16-Dec-2011 11:19:54 Dil. Factor: 1.0000  
 Sample Type: IC Calib Level: 5  
 Sample ID: std500  
 Misc. Info.:  
 Operator: Instrument ID: SGCA  
 Vol. Injected: 1.0000 ALS Bottle#: 5  
 Lims Batch ID: 91178 Lims Sample ID: 5  
 Sublist: chrom-PCBS\*sub1  
 Detector 1 : GC ECD1A  
 Detector 2 : GC ECD2B  
 Method: \\valsvr08\ChromData\SGCA\20111216-6084.b\PCBS.m  
 Last Update: 16-Dec-2011 11:55:35 Calib Date: 16-Dec-2011 11:35:26  
 Quant Method: External Standard Quant By: Initial Calibration  
 Last ICal File: \\valsvr08\ChromData\SGCA\20111216-6084.b\B5996.D  
 Limit Group: SGC - 1 - 8082 CAL  
 Integrator: Falcon  
 Process Host: VAL-SMS-LAB3

First Level Reviewer: iversc Date: 16-Dec-2011 11:55:35

Det	Sig	RT	EXP RT	DLT RT	Response	On-Col Amt ug/L	Ratio Range	Ratio	Flags
4 PCB-1016									M
1	1	3.151	3.154	-0.003	23435419	496.0		100.0	
1	2	3.578	3.580	-0.002	46216009	459.2	184.3- 244.3	197.2	
1	3	4.362	4.364	-0.002	37048758	473.4	142.9- 202.9	158.1	
1	4	4.932	4.935	-0.003	28459035	469.7	104.8- 164.8	121.4	
1	5	5.486	5.488	-0.002	18251790	471.5	54.6- 114.6	77.9	
Average of Peak Amounts =						474.0			
2	6	3.695	3.696	-0.001	11377302	458.6		100.0	
2	7	4.267	4.269	-0.002	24832336	457.0	190.3- 250.3	218.3	
2	8	5.153	5.155	-0.002	18799788	438.7	137.1- 197.1	165.2	
2	9	5.586	5.586	0.000	8790102	454.9	46.2- 106.2	77.3	M
2	10	5.878	5.879	-0.001	15117223	448.3	105.7- 165.7	132.9	
Average of Peak Amounts =						451.5			
						RPD = 4.85			
11 PCB-1260									M
1	1	6.766	6.769	-0.003	50948598	470.6		100.0	
1	2	7.254	7.254	0.000	77374170	481.0	119.7- 179.7	151.9	M
1	3	7.492	7.494	-0.002	29798875	475.4	29.5- 89.5	58.5	
1	4	7.801	7.801	0.000	82105566	492.8	125.1- 185.1	161.2	M
1	5	8.560	8.561	-0.001	47245358	472.1	63.3- 123.3	92.7	
Average of Peak Amounts =						478.4			
2	6	7.838	7.839	-0.001	14405153	451.3		100.0	
2	7	8.206	8.209	-0.003	29252425	456.3	169.1- 229.1	203.1	
2	8	8.636	8.637	-0.001	37503306	472.0	216.2- 276.2	260.3	
2	9	9.356	9.356	0.000	26573489	463.9	152.9- 212.9	184.5	
2	10	9.746	9.747	-0.001	29369447	470.5	164.1- 224.1	203.9	
Average of Peak Amounts =						462.8			
						RPD = 3.31			

Det	Sig	RT	EXP RT	DLT RT	Response	On-Col Amt ug/L	Ratio Range	Ratio	Flags
-----	-----	----	--------	--------	----------	-----------------	-------------	-------	-------

\$ 3 Dibutylchlorendate

1	1	9.570	9.569	0.001	145865975	72.1			
2	2	10.261	10.260	0.001	56501217	75.8			
							RPD = 5.08		

\$ 2 DCB Decachlorobiphenyl

1	1	10.771	10.770	0.001	119982647	77.0			
2	2	11.581	11.581	0.000	73412302	76.5			
							RPD = 0.62		

QC Flag Legend

Review Flags

M - Manually Integrated

Report Date: 16-Dec-2011 11:55:35

Chrom Revision: 1.2 13-Jul-2011 10:43:06

Data File: \\valsvr08\ChromData\SGCA\20111216-6084.b\B5995.D

Injection Date: 16-Dec-2011 11:19:54

Limit Group: SGC - 1 - 8082 CAL

Client ID:

Instrument ID: SGCA

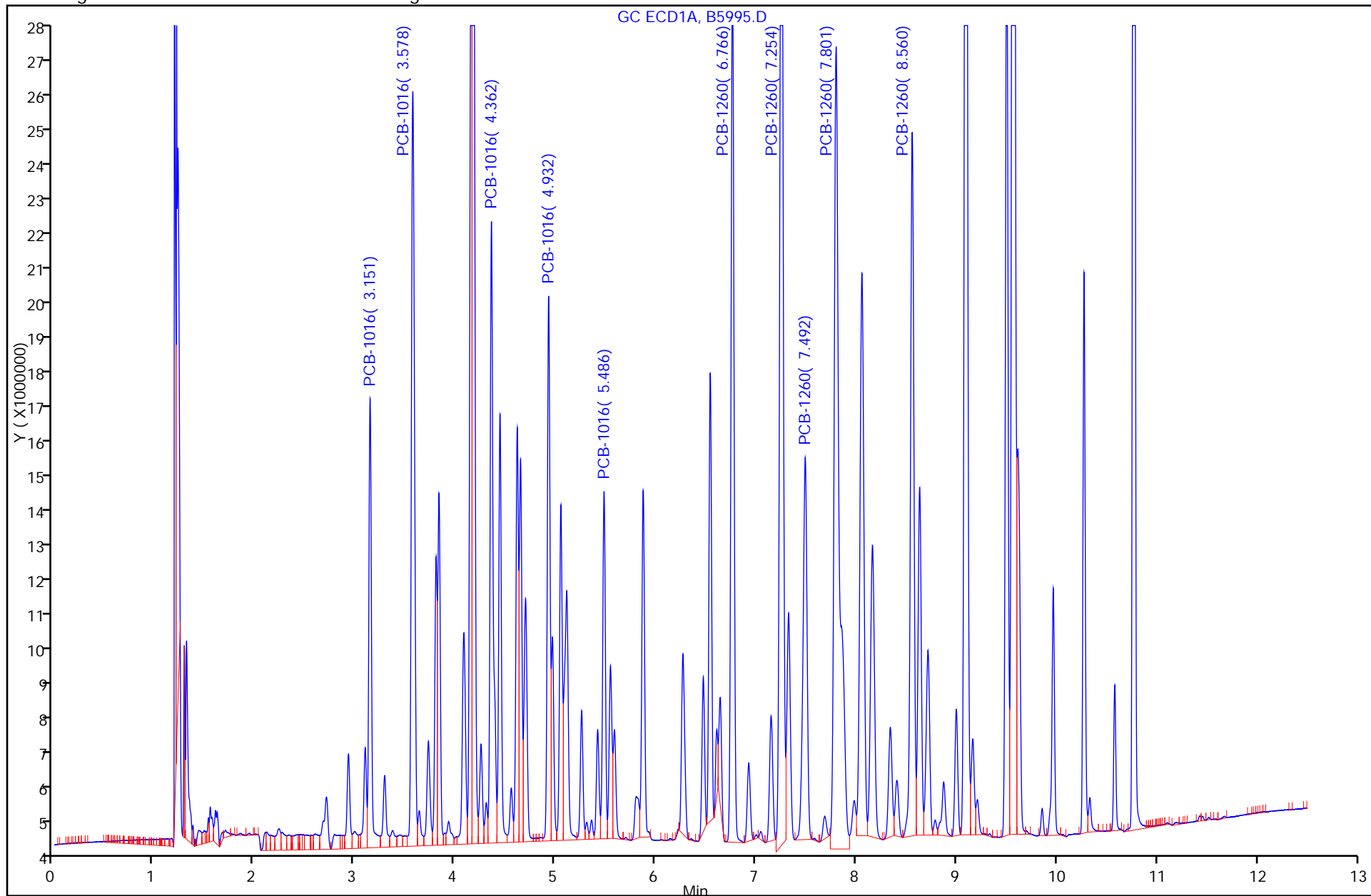
Lims Batch ID: 91178

Lims Sample ID: 5

Operator ID:

Injection Vol: 1.00 ul

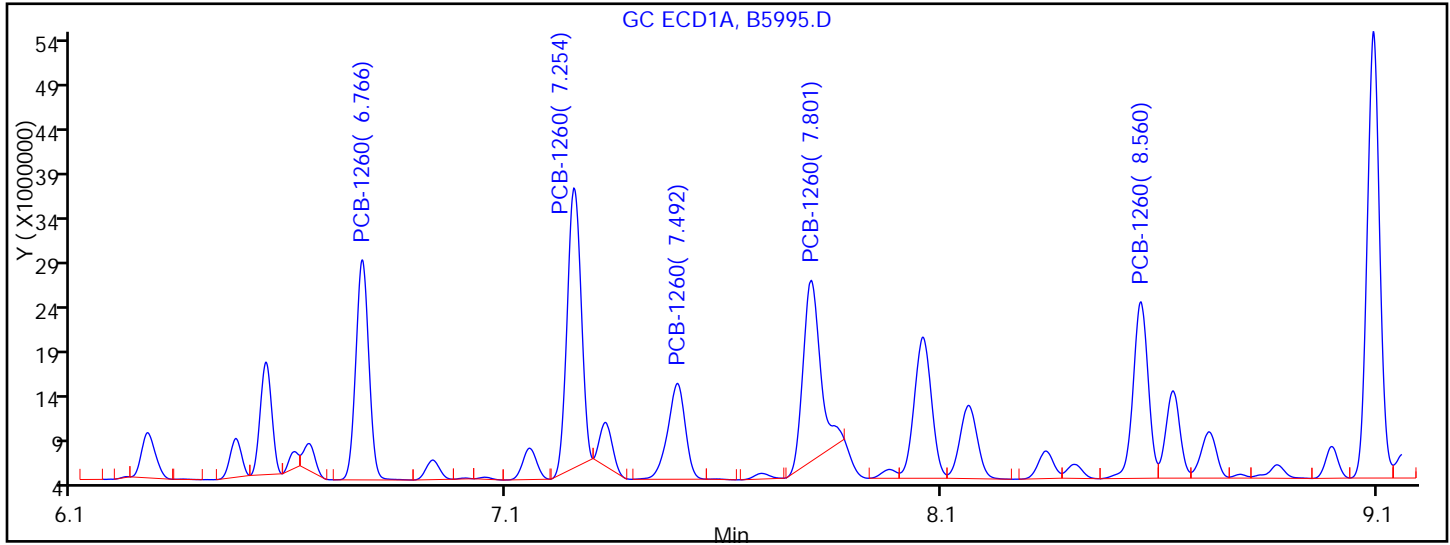
Y Scaling: Method Defined: Scale to the Nth Largest Peak: 10





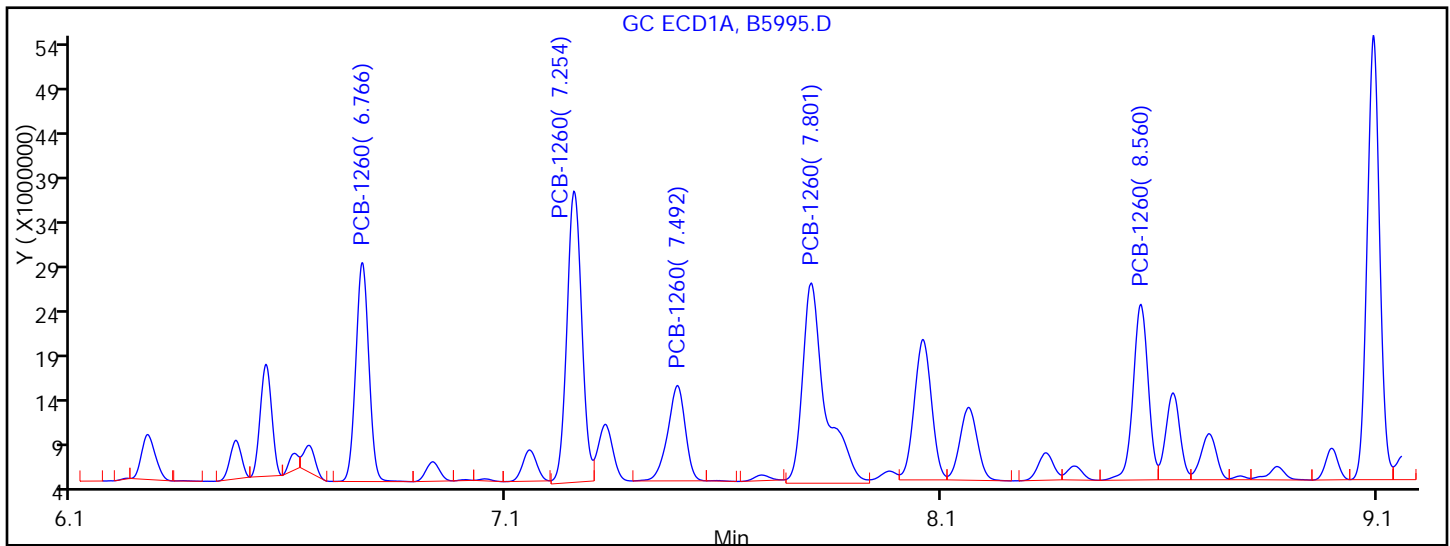
Report Date: 16-Dec-2011 11:55:35  
Data File: \\valsvr08\ChromData\SGCA\20111216-6084.b\B5995.D  
Injection Date: 16-Dec-2011 11:19:54  
Client ID:  
Lims Batch ID: 91178  
Operator ID:  
11 PCB-1260, Detector: 1, GC ECD1A

Chrom Revision: 1.2 13-Jul-2011 10:43:06  
Limit Group: SGC - 1 - 8082 CAL  
Instrument ID: SGCA  
Lims Sample ID: 5  
Injection Vol: 1.00 ul



Processing Integration Results

RT = 6.766	Response = 50948598	
RT = 7.254	Response = 69320764	M
RT = 7.492	Response = 29798875	
RT = 7.801	Response = 55908149	M
RT = 8.560	Response = 47245358	



Manual Integration Results

RT = 6.766	Response = 50948598	
RT = 7.254	Response = 77374170	M
RT = 7.492	Response = 29798875	
RT = 7.801	Response = 82105566	M
RT = 8.560	Response = 47245358	

Reviewer: iversc, 16-Dec-2011 11:55:35  
Audit Action: Manually Integrated  
Audit Reason: Baseline Smoothing

TestAmerica Laboratories  
Target Compound Quantitation Report

Data File: \\valsvr08\ChromData\SGCA\20111216-6084.b\B5996.D  
 Lims ID: std1000 Client ID:  
 Inject. Date: 16-Dec-2011 11:35:26 Dil. Factor: 1.0000  
 Sample Type: IC Calib Level: 6  
 Sample ID: std1000  
 Misc. Info.:  
 Operator: Instrument ID: SGCA  
 Vol. Injected: 1.0000 ALS Bottle#: 6  
 Lims Batch ID: 91178 Lims Sample ID: 6  
 Sublist: chrom-PCBS\*sub1  
 Detector 1 : GC ECD1A  
 Detector 2 : GC ECD2B  
 Method: \\valsvr08\ChromData\SGCA\20111216-6084.b\PCBS.m  
 Last Update: 16-Dec-2011 11:56:19 Calib Date: 16-Dec-2011 11:35:26  
 Quant Method: External Standard Quant By: Initial Calibration  
 Last ICal File: \\valsvr08\ChromData\SGCA\20111216-6084.b\B5996.D  
 Limit Group: SGC - 1 - 8082 CAL  
 Integrator: Falcon  
 Process Host: VAL-SMS-LAB3

First Level Reviewer: iversc Date: 16-Dec-2011 11:56:19

Det	Sig	RT	EXP RT	DLT RT	Response	On-Col Amt ug/L	Ratio Range	Ratio	Flags
-----	-----	----	--------	--------	----------	-----------------	-------------	-------	-------

4 PCB-1016

1	1	3.154	3.154	0.000	46995190	1000.7		100.0	
1	2	3.580	3.580	0.000	100715959	1009.8	184.3- 244.3	214.3	
1	3	4.364	4.364	0.000	81232920	1016.4	142.9- 202.9	172.9	
1	4	4.935	4.935	0.000	63352582	1018.6	104.8- 164.8	134.8	
1	5	5.488	5.488	0.000	39779734	1018.8	54.6- 114.6	84.6	
Average of Peak Amounts =						1012.9			
2	6	3.696	3.696	0.000	24623996	1032.8		100.0	
2	7	4.269	4.269	0.000	54255793	1034.4	190.3- 250.3	220.3	
2	8	5.155	5.155	0.000	41143316	970.9	137.1- 197.1	167.1	
2	9	5.587	5.587	0.000	18751627	1038.9	46.2- 106.2	76.2	
2	10	5.879	5.879	0.000	33407379	1039.5	105.7- 165.7	135.7	
Average of Peak Amounts =						1023.3			

RPD = 1.02

11 PCB-1260

1	1	6.769	6.769	0.000	112130822	1021.4		100.0	
1	2	7.256	7.256	0.000	167884581	1008.2	119.7- 179.7	149.7	
1	3	7.494	7.494	0.000	66675128	1012.0	29.5- 89.5	59.5	
1	4	7.803	7.803	0.000	173896549	999.0	125.1- 185.1	155.1	
1	5	8.561	8.561	0.000	104586800	1016.9	63.3- 123.3	93.3	
Average of Peak Amounts =						1011.5			
2	6	7.839	7.839	0.000	32556264	1034.0		100.0	
2	7	8.209	8.209	0.000	64827498	1035.5	169.1- 229.1	199.1	
2	8	8.637	8.637	0.000	80149965	1017.0	216.2- 276.2	246.2	
2	9	9.356	9.356	0.000	59556575	1026.4	152.9- 212.9	182.9	
2	10	9.747	9.747	0.000	63203237	1020.0	164.1- 224.1	194.1	
Average of Peak Amounts =						1026.6			

RPD = 1.48

Det	Sig	RT	EXP RT	DLT RT	Response	On-Col Amt ug/L	Ratio Range	Ratio	Flags
-----	-----	----	--------	--------	----------	-----------------	-------------	-------	-------

\$ 3 Dibutylchlorendate

1	1	9.569	9.569	0.000	221692956	109.5			
2	2	10.260	10.260	0.000	79862500	102.3			
							RPD = 6.79		

\$ 2 DCB Decachlorobiphenyl

1	1	10.770	10.770	0.000	162932569	101.7			
2	2	11.581	11.581	0.000	99848796	102.0			
							RPD = 0.29		

Report Date: 16-Dec-2011 11:56:20

Chrom Revision: 1.2 13-Jul-2011 10:43:06

Data File: \\valsvr08\ChromData\SGCA\20111216-6084.b\B5996.D

Injection Date: 16-Dec-2011 11:35:26

Limit Group: SGC - 1 - 8082 CAL

Client ID:

Instrument ID: SGCA

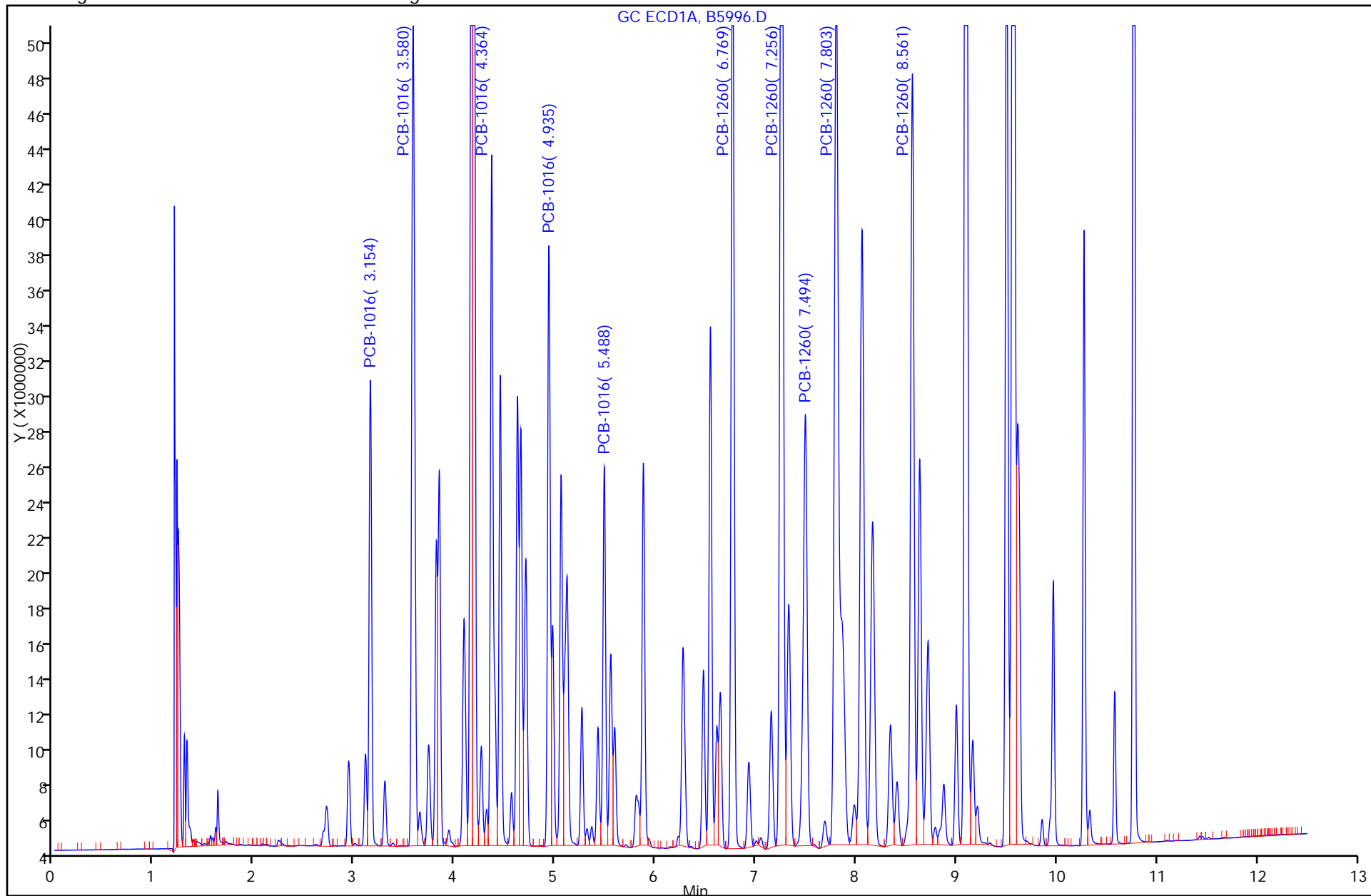
Lims Batch ID: 91178

Lims Sample ID: 6

Operator ID:

Injection Vol: 1.00 ul

Y Scaling: Method Defined: Scale to the Nth Largest Peak: 10



TestAmerica Laboratories  
Target Compound Quantitation Report

Data File: \\valsvr08\ChromData\SGCA\20111216-6084.b\B5997.D  
 Lims ID: std1500 Client ID:  
 Inject. Date: 16-Dec-2011 11:50:50 Dil. Factor: 1.0000  
 Sample Type: IC Calib Level: 7  
 Sample ID: std1500  
 Misc. Info.:  
 Operator: Instrument ID: SGCA  
 Vol. Injected: 1.0000 ALS Bottle#: 7  
 Lims Batch ID: 91178 Lims Sample ID: 7  
 Sublist: chrom-PCBS\*sub1  
 Detector 1 : GC ECD1A  
 Detector 2 : GC ECD2B  
 Method: \\valsvr08\ChromData\SGCA\20111216-6084.b\PCBS.m  
 Last Update: 16-Dec-2011 12:32:33 Calib Date: 16-Dec-2011 12:06:16  
 Quant Method: External Standard Quant By: Initial Calibration  
 Last ICal File: \\valsvr08\ChromData\SGCA\20111216-6084.b\B5998.D  
 Limit Group: SGC - 1 - 8082 CAL  
 Integrator: Falcon  
 Process Host: VAL-SMS-LAB3

First Level Reviewer: iversc Date: 16-Dec-2011 12:32:33

Det	Sig	RT	EXP RT	DLT RT	Response	On-Col Amt ug/L	Ratio Range	Ratio	Flags
-----	-----	----	--------	--------	----------	-----------------	-------------	-------	-------

4 PCB-1016

1	1	3.154	3.154	0.000	67413439	1528.4		100.0	
1	2	3.581	3.580	0.001	144964229	1550.6	184.3- 244.3	215.0	
1	3	4.364	4.364	0.000	117117714	1536.4	142.9- 202.9	173.7	
1	4	4.935	4.935	0.000	91813718	1552.5	104.8- 164.8	136.2	
1	5	5.486	5.488	-0.002	57851209	1549.2	54.6- 114.6	85.8	
Average of Peak Amounts =						1543.4			
2	6	3.696	3.696	0.000	35488947	1548.3		100.0	
2	7	4.270	4.269	0.001	77712510	1553.7	190.3- 250.3	219.0	
2	8	5.155	5.155	0.000	60647862	1476.3	137.1- 197.1	170.9	
2	9	5.586	5.587	-0.001	28976191	1615.1	46.2- 106.2	81.6	
2	10	5.878	5.879	-0.001	49567807	1578.7	105.7- 165.7	139.7	
Average of Peak Amounts =						1554.4			

RPD = 0.71

11 PCB-1260

1	1	6.768	6.769	-0.001	162636713	1552.9		100.0	
1	2	7.256	7.256	0.000	244989222	1546.0	119.7- 179.7	150.6	
1	3	7.493	7.494	-0.001	98466312	1545.3	29.5- 89.5	60.5	
1	4	7.801	7.803	-0.002	255044655	1542.0	125.1- 185.1	156.8	
1	5	8.560	8.561	-0.001	152395682	1547.4	63.3- 123.3	93.7	
Average of Peak Amounts =						1546.7			
2	6	7.839	7.839	0.000	49507214	1604.9		100.0	
2	7	8.208	8.209	-0.001	95371907	1575.3	169.1- 229.1	192.6	
2	8	8.637	8.637	0.000	115774443	1561.5	216.2- 276.2	233.9	
2	9	9.357	9.356	0.001	88034379	1575.4	152.9- 212.9	177.8	
2	10	9.747	9.747	0.000	91028592	1556.4	164.1- 224.1	183.9	
Average of Peak Amounts =						1574.7			

RPD = 1.79

Det	Sig	RT	EXP RT	DLT RT	Response	On-Col Amt ug/L	Ratio Range	Ratio	Flags
-----	-----	----	--------	--------	----------	-----------------	-------------	-------	-------

\$ 3 Dibutylchlorendate

1	1	9.568	9.569	-0.001	266642003	119.9			
2	2	10.261	10.260	0.001	92082854	118.5			
							RPD = 1.17		

\$ 2 DCB Decachlorobiphenyl

1	1	10.771	10.770	0.001	185117349	118.0			
2	2	11.581	11.581	0.000	115405611	118.9			
							RPD = 0.75		

Report Date: 16-Dec-2011 12:32:33

Chrom Revision: 1.2 13-Jul-2011 10:43:06

Data File: \\valsvr08\ChromData\SGCA\20111216-6084.b\B5997.D

Injection Date: 16-Dec-2011 11:50:50

Limit Group: SGC - 1 - 8082 CAL

Client ID:

Instrument ID: SGCA

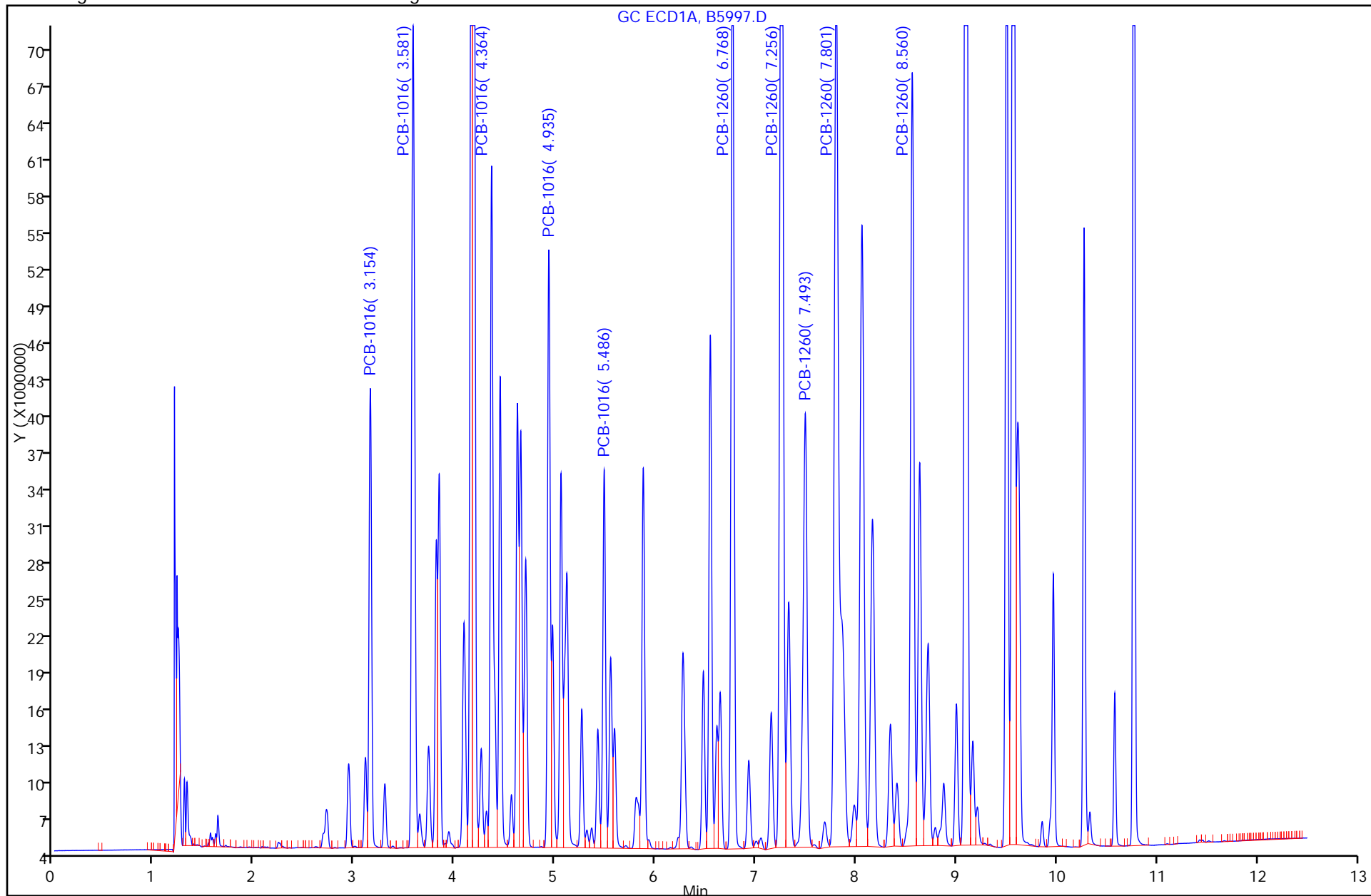
Lims Batch ID: 91178

Lims Sample ID: 7

Operator ID:

Injection Vol: 1.00 ul

Y Scaling: Method Defined: Scale to the Nth Largest Peak: 10



TestAmerica Laboratories  
Target Compound Quantitation Report

Data File: \\valsvr08\ChromData\SGCA\20111216-6084.b\B5998.D  
 Lims ID: std2000 Client ID:  
 Inject. Date: 16-Dec-2011 12:06:16 Dil. Factor: 1.0000  
 Sample Type: IC Calib Level: 8  
 Sample ID: std2000  
 Misc. Info.:  
 Operator: Instrument ID: SGCA  
 Vol. Injected: 1.0000 ALS Bottle#: 8  
 Lims Batch ID: 91178 Lims Sample ID: 8  
 Sublist: chrom-PCBS\*sub1  
 Detector 1 : GC ECD1A  
 Detector 2 : GC ECD2B  
 Method: \\valsvr08\ChromData\SGCA\20111216-6084.b\PCBS.m  
 Last Update: 16-Dec-2011 12:32:59 Calib Date: 16-Dec-2011 12:06:16  
 Quant Method: External Standard Quant By: Initial Calibration  
 Last ICal File: \\valsvr08\ChromData\SGCA\20111216-6084.b\B5998.D  
 Limit Group: SGC - 1 - 8082 CAL  
 Integrator: Falcon  
 Process Host: VAL-SMS-LAB3

First Level Reviewer: iversc Date: 16-Dec-2011 12:32:59

Det	Sig	RT	EXP RT	DLT RT	Response	On-Col Amt ug/L	Ratio Range	Ratio	Flags
-----	-----	----	--------	--------	----------	-----------------	-------------	-------	-------

4 PCB-1016

1	1	3.154	3.154	0.000	83235612	1930.7		100.0	
1	2	3.581	3.580	0.001	177836961	1950.4	184.3- 244.3	213.7	
1	3	4.364	4.364	0.000	145950988	1921.6	142.9- 202.9	175.3	
1	4	4.935	4.935	0.000	112165382	1902.6	104.8- 164.8	134.8	
1	5	5.487	5.488	-0.001	71051516	1917.0	54.6- 114.6	85.4	
Average of Peak Amounts =						1924.5			
2	6	3.696	3.696	0.000	43417323	1945.1		100.0	
2	7	4.269	4.269	0.000	94079788	1931.8	190.3- 250.3	216.7	
2	8	5.155	5.155	0.000	73374167	1788.1	137.1- 197.1	169.0	
2	9	5.587	5.587	0.000	33771384	1922.2	46.2- 106.2	77.8	
2	10	5.879	5.879	0.000	59365194	1932.2	105.7- 165.7	136.7	
Average of Peak Amounts =						1903.9			

RPD = 1.08

11 PCB-1260

1	1	6.768	6.769	-0.001	198699198	1909.6		100.0	
1	2	7.257	7.256	0.001	302065601	1904.8	119.7- 179.7	152.0	
1	3	7.495	7.494	0.001	123126523	1911.5	29.5- 89.5	62.0	
1	4	7.803	7.803	0.000	316016100	1902.3	125.1- 185.1	159.0	
1	5	8.561	8.561	0.000	188297133	1911.4	63.3- 123.3	94.8	
Average of Peak Amounts =						1907.9			
2	6	7.841	7.839	0.002	57967986	1891.4		100.0	
2	7	8.209	8.209	0.000	114232553	1915.3	169.1- 229.1	197.1	
2	8	8.638	8.637	0.001	138426126	1900.4	216.2- 276.2	238.8	
2	9	9.358	9.356	0.002	105555827	1896.0	152.9- 212.9	182.1	
2	10	9.747	9.747	0.000	109674704	1907.6	164.1- 224.1	189.2	
Average of Peak Amounts =						1902.1			

RPD = 0.30



Det	Sig	RT	EXP RT	DLT RT	Response	On-Col Amt ug/L	Ratio Range	Ratio	Flags
-----	-----	----	-----------	-----------	----------	--------------------	-------------	-------	-------

\$ 3 Dibutylchloroendate

1	1	9.569
2	2	10.260

\$ 2 DCB Decachlorobiphenyl

1	1	10.770
2	2	11.581

Report Date: 16-Dec-2011 12:32:59

Chrom Revision: 1.2 13-Jul-2011 10:43:06

Data File: \\valsvr08\ChromData\SGCA\20111216-6084.b\B5998.D

Injection Date: 16-Dec-2011 12:06:16

Limit Group: SGC - 1 - 8082 CAL

Client ID:

Instrument ID: SGCA

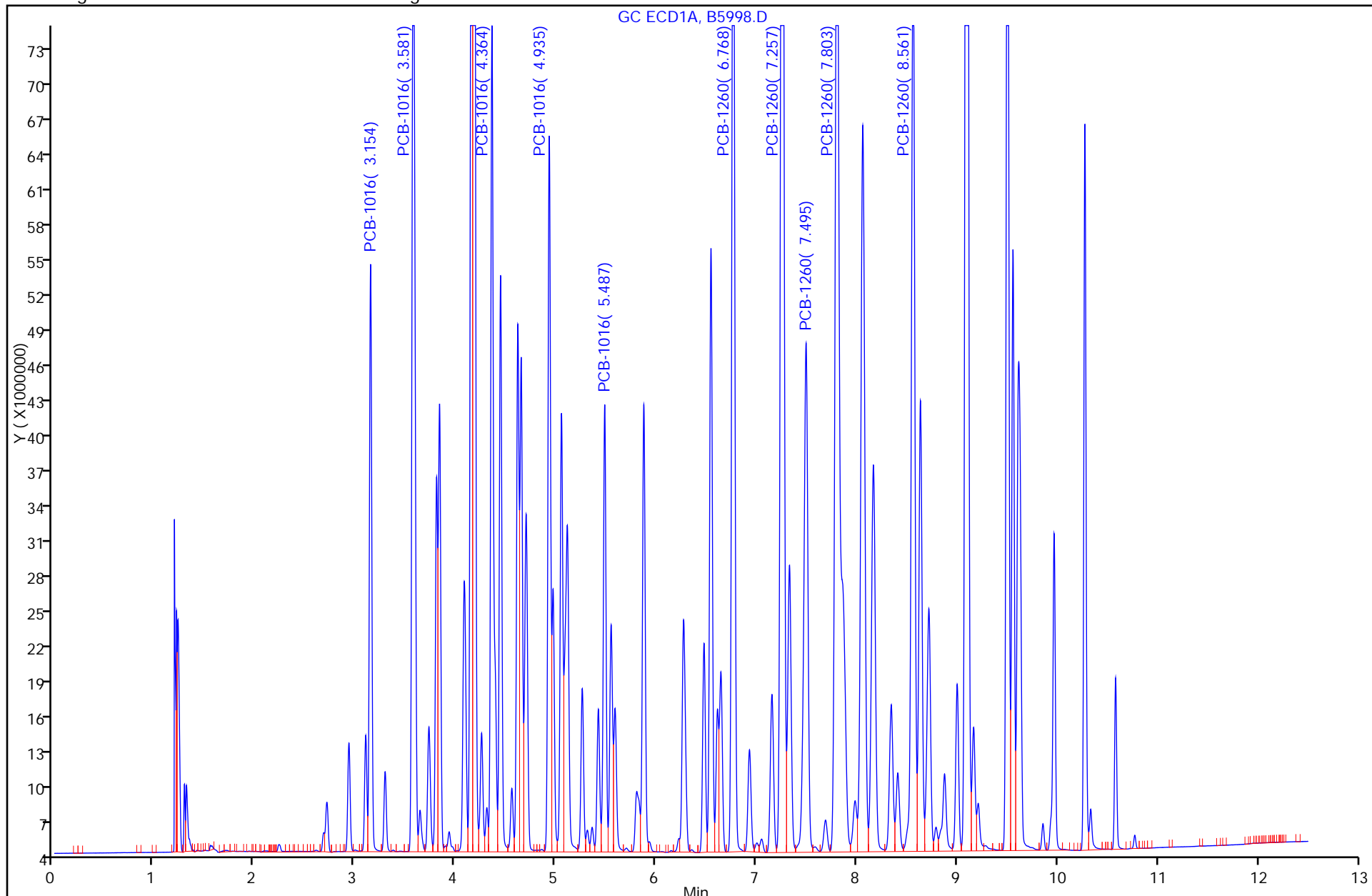
Lims Batch ID: 91178

Lims Sample ID: 8

Operator ID:

Injection Vol: 1.00 ul

Y Scaling: Method Defined: Scale to the Nth Largest Peak: 10



TestAmerica Laboratories  
Target Compound Quantitation Report

Data File: \\valsvr08\ChromData\SGCA\20111216-6084.b\B5999.D  
 Lims ID: std3000 Client ID:  
 Inject. Date: 16-Dec-2011 12:21:37 Dil. Factor: 1.0000  
 Sample Type: IC Calib Level: 9  
 Sample ID: std3000  
 Misc. Info.:  
 Operator: Instrument ID: SGCA  
 Vol. Injected: 1.0000 ALS Bottle#: 9  
 Lims Batch ID: 91178 Lims Sample ID: 9  
 Sublist: chrom-PCBS\*sub1  
 Detector 1 : GC ECD1A  
 Detector 2 : GC ECD2B  
 Method: \\valsvr08\ChromData\SGCA\20111216-6084.b\PCBS.m  
 Last Update: 16-Dec-2011 12:36:01 Calib Date: 16-Dec-2011 12:21:37  
 Quant Method: External Standard Quant By: Initial Calibration  
 Last ICal File: \\valsvr08\ChromData\SGCA\20111216-6084.b\B5999.D  
 Limit Group: SGC - 1 - 8082 CAL  
 Integrator: Falcon  
 Process Host: VAL-SMS-LAB3

First Level Reviewer: iversc Date: 16-Dec-2011 12:36:01

Det	Sig	RT	EXP RT	DLT RT	Response	On-Col Amt ug/L	Ratio Range	Ratio	Flags
-----	-----	----	--------	--------	----------	-----------------	-------------	-------	-------

4 PCB-1016

1	1	3.152	3.154	-0.002	119959024	2981.9		100.0	
1	2	3.579	3.580	-0.001	256594651	3004.8	184.3- 244.3	213.9	
1	3	4.363	4.364	-0.001	211062586	2917.1	142.9- 202.9	175.9	
1	4	4.934	4.935	-0.001	162749188	2908.7	104.8- 164.8	135.7	
1	5	5.486	5.488	-0.002	102585416	2925.1	54.6- 114.6	85.5	
Average of Peak Amounts =						2947.5			
2	6	3.695	3.696	-0.001	61786492	2988.1		100.0	
2	7	4.269	4.269	0.000	133661857	2983.6	190.3- 250.3	216.3	
2	8	5.155	5.158	-0.003	105161754	3016.2	137.1- 197.1	170.2	
2	9	5.587	5.587	0.000	48810722	2998.9	46.2- 106.2	79.0	
2	10	5.879	5.879	0.000	85370843	2986.8	105.7- 165.7	138.2	
Average of Peak Amounts =						2994.7			

RPD = 1.59

11 PCB-1260

1	1	6.767	6.769	-0.002	290391744	2933.4		100.0	
1	2	7.256	7.256	0.000	443012846	2911.4	119.7- 179.7	152.6	
1	3	7.494	7.494	0.000	180457990	2887.1	29.5- 89.5	62.1	
1	4	7.802	7.803	-0.001	462837226	2897.2	125.1- 185.1	159.4	
1	5	8.561	8.561	0.000	275368907	2913.4	63.3- 123.3	94.8	
Average of Peak Amounts =						2908.5			
2	6	7.841	7.839	0.002	85294045	2935.7		100.0	
2	7	8.209	8.209	0.000	164875139	2954.3	169.1- 229.1	193.3	
2	8	8.637	8.637	0.000	200168263	2958.9	216.2- 276.2	234.7	
2	9	9.357	9.356	0.001	153733370	2911.8	152.9- 212.9	180.2	
2	10	9.748	9.747	0.001	159587581	2967.1	164.1- 224.1	187.1	
Average of Peak Amounts =						2945.6			

RPD = 1.27

Data File: \\valsvr08\ChromData\SGCA\20111216-6084.b\B5999.D

Det	Sig	RT	EXP RT	DLT RT	Response	On-Col Amt ug/L	Ratio Range	Ratio	Flags
-----	-----	----	-----------	-----------	----------	--------------------	-------------	-------	-------

## \$ 3 Dibutylchloroendate

1	1	9.569
2	2	10.260

## \$ 2 DCB Decachlorobiphenyl

1	1	10.770
2	2	11.581

Report Date: 16-Dec-2011 12:36:01

Chrom Revision: 1.2 13-Jul-2011 10:43:06

Data File: \\valsvr08\ChromData\SGCA\20111216-6084.b\B5999.D

Injection Date: 16-Dec-2011 12:21:37

Limit Group: SGC - 1 - 8082 CAL

Client ID:

Instrument ID: SGCA

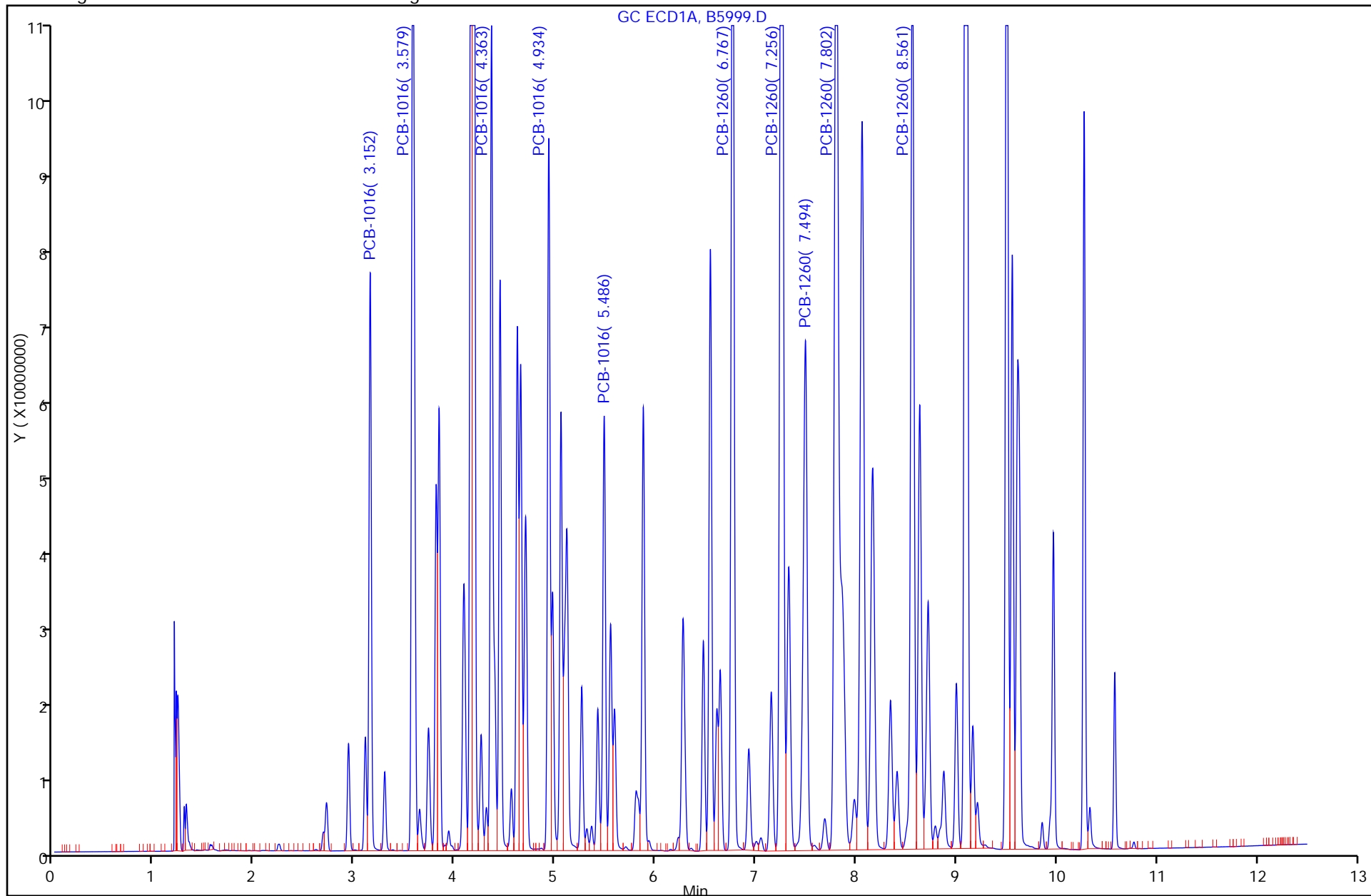
Lims Batch ID: 91178

Lims Sample ID: 9

Operator ID:

Injection Vol: 1.00 ul

Y Scaling: Method Defined: Scale to the Nth Largest Peak: 10



FORM VI  
 PCBS INITIAL CALIBRATION DATA  
 EXTERNAL STANDARD RETENTION TIME SUMMARY

Lab Name: TestAmerica Valparaiso Job No.: 510-73461-1 Analy Batch No.: 91178

SDG No.: \_\_\_\_\_

Instrument ID: SGCA GC Column: 8082/608 ID: 0.53 (mm) Heated Purge: (Y/N) N

Calibration Start Date: 12/16/2011 12:36 Calibration End Date: 12/16/2011 12:36 Calibration ID: 4485

Calibration Files:

LEVEL:	LAB SAMPLE ID:	LAB FILE ID:
Level 1	STD1221 510-91178/10	B6000.D

ANALYTE	LVL 1										RT WINDOW	AVG RT
PCB-1221 Peak 1	2.239										2.139 - 2.339	2.239
PCB-1221 Peak 2	2.936										2.836 - 3.036	2.936
PCB-1221 Peak 3	3.103										3.003 - 3.203	3.103
PCB-1221 Peak 4	3.151										3.051 - 3.251	3.151
PCB-1221 Peak 5	4.362										4.262 - 4.462	4.362

FORM VI  
PCBS INITIAL CALIBRATION DATA  
EXTERNAL STANDARD CURVE EVALUATION

Lab Name: TestAmerica Valparaiso Job No.: 510-73461-1 Analy Batch No.: 91178

SDG No.: \_\_\_\_\_

Instrument ID: SGCA GC Column: 8082/608 ID: 0.53 (mm) Heated Purge: (Y/N) N

Calibration Start Date: 12/16/2011 12:36 Calibration End Date: 12/16/2011 12:36 Calibration ID: 4485

Calibration Files:

LEVEL:	LAB SAMPLE ID:	LAB FILE ID:
Level 1	STD1221 510-91178/10	B6000.D

ANALYTE	CF			CURVE TYPE	COEFFICIENT			#	MIN CF	%RSD	#	MAX %RSD	R^2 OR COD	#	MIN R^2 OR COD
	LVL 1				B	M1	M2								
PCB-1221 Peak 1	19389			Ave		19388.6460						10.0			
PCB-1221 Peak 2	27301			Ave		27300.5115						10.0			
PCB-1221 Peak 3	16615			Ave		16615.4215						10.0			
PCB-1221 Peak 4	63777			Ave		63777.4375						10.0			
PCB-1221 Peak 5	5112.8			Ave		5112.84650						10.0			

Note: The m1 coefficient is the same as Ave CF for an Ave curve type.

FORM VI  
PCBS INITIAL CALIBRATION DATA  
EXTERNAL STANDARD RESPONSE AND CONCENTRATION

Lab Name: TestAmerica Valparaiso Job No.: 510-73461-1 Analy Batch No.: 91178

SDG No.: \_\_\_\_\_

Instrument ID: SGCA GC Column: 8082/608 ID: 0.53 (mm) Heated Purge: (Y/N) N

Calibration Start Date: 12/16/2011 12:36 Calibration End Date: 12/16/2011 12:36 Calibration ID: 4485

Calibration Files:

LEVEL:	LAB SAMPLE ID:	LAB FILE ID:
Level 1	STD1221 510-91178/10	B6000.D

ANALYTE	CURVE TYPE	RESPONSE					CONCENTRATION (UG/L)				
		LVL 1					LVL 1				
PCB-1221 Peak 1	Ave	38777292					2000				
PCB-1221 Peak 2	Ave	54601023					2000				
PCB-1221 Peak 3	Ave	33230843					2000				
PCB-1221 Peak 4	Ave	127554875					2000				
PCB-1221 Peak 5	Ave	10225693					2000				

Curve Type Legend:

Ave = Average



TestAmerica Laboratories  
Target Compound Quantitation Report

Data File: \\valsvr08\ChromData\SGCA\20111216-6084.b\B6000.D  
 Lims ID: std1221 Client ID:  
 Inject. Date: 16-Dec-2011 12:36:50 Dil. Factor: 1.0000  
 Sample Type: IC Calib Level: 8  
 Sample ID: std1221  
 Misc. Info.:  
 Operator: Instrument ID: SGCA  
 Vol. Injected: 1.0000 ALS Bottle#: 10  
 Lims Batch ID: 91178 Lims Sample ID: 10  
 Sublist: chrom-PCBS\*sub2  
 Detector 1 : GC ECD1A  
 Detector 2 : GC ECD2B  
 Method: \\valsvr08\ChromData\SGCA\20111216-6084.b\PCBS.m  
 Last Update: 16-Dec-2011 13:49:45 Calib Date: 16-Dec-2011 13:22:45  
 Quant Method: External Standard Quant By: Initial Calibration  
 Last ICal File: \\valsvr08\ChromData\SGCA\20111216-6084.b\B6003.D  
 Limit Group: SGC - 1 - 8082 CAL  
 Integrator: Falcon  
 Process Host: VAL-SMS-LAB3

First Level Reviewer: iversc Date: 16-Dec-2011 13:49:45

Det	Sig	RT	EXP RT	DLT RT	Response	On-Col Amt ug/L	Ratio Range	Ratio	Flags	
5 PCB-1221										
1	1	2.239	2.239	0.000	38777292	2000.0		100.0		
1	2	2.936	2.936	0.000	54601023	2000.0	0.0- 30.0	140.8		
1	3	3.103	3.103	0.000	33230843	2000.0	0.0- 30.0	85.7		
1	4	3.151	3.151	0.000	127554875	2000.0	0.0- 30.0	328.9		
1	5	4.362	4.362	0.000	10225693	2000.0	0.0- 30.0	26.4		
		Average of Peak Amounts =				2000.0				
2	6	2.496	2.496	0.000	21562254	2000.0		100.0		
2	7	2.922	2.922	0.000	7232874	2000.0	0.0- 30.0	33.5		
2	8	3.418	3.418	0.000	29299721	2000.0	0.0- 30.0	135.9		
2	9	3.611	3.611	0.000	18348696	2000.0	0.0- 30.0	85.1		
2	10	3.695	3.695	0.000	66704962	2000.0	0.0- 30.0	309.4		
		Average of Peak Amounts =				2000.0				
						RPD = 0.00				

Report Date: 16-Dec-2011 13:49:46

Chrom Revision: 1.2 13-Jul-2011 10:43:06

Data File: \\valsvr08\ChromData\SGCA\20111216-6084.b\B6000.D

Injection Date: 16-Dec-2011 12:36:50

Limit Group: SGC - 1 - 8082 CAL

Client ID:

Instrument ID: SGCA

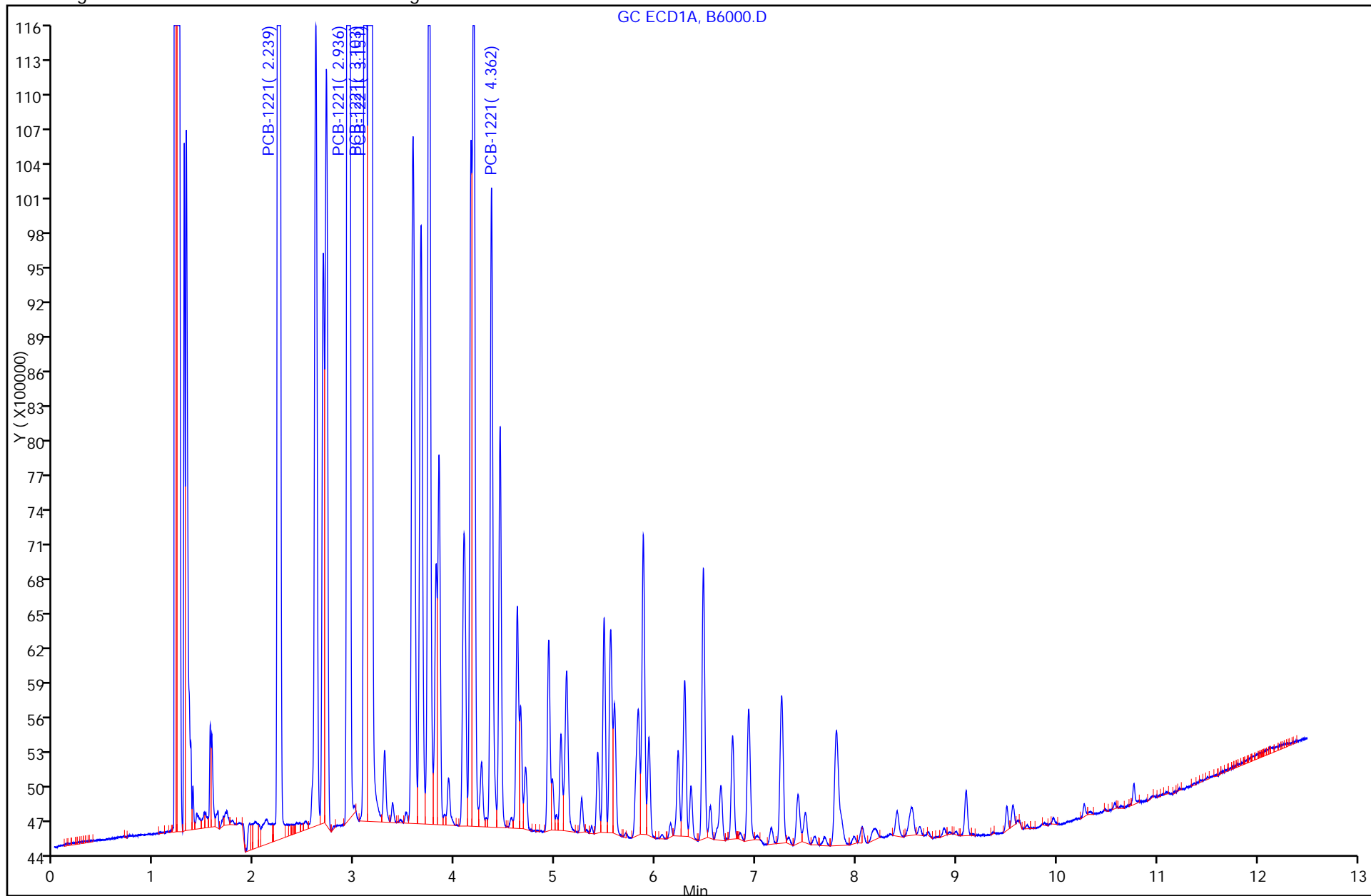
Lims Batch ID: 91178

Lims Sample ID: 10

Operator ID:

Injection Vol: 1.00 ul

Y Scaling: Method Defined: Scale to the Nth Largest Peak: 10



FORM VI  
 PCBS INITIAL CALIBRATION DATA  
 EXTERNAL STANDARD RETENTION TIME SUMMARY

Lab Name: TestAmerica Valparaiso Job No.: 510-73461-1 Analy Batch No.: 91178

SDG No.: \_\_\_\_\_

Instrument ID: SGCA GC Column: 8082/608 ID: 0.53 (mm) Heated Purge: (Y/N) N

Calibration Start Date: 12/16/2011 12:52 Calibration End Date: 12/16/2011 12:52 Calibration ID: 4489

Calibration Files:

LEVEL:	LAB SAMPLE ID:	LAB FILE ID:
Level 1	STD1232 510-91178/11	B6001.D

ANALYTE	LVL 1										RT WINDOW	AVG RT
PCB-1232 Peak 1	2.936										2.836 - 3.036	2.936
PCB-1232 Peak 2	3.152										3.052 - 3.252	3.152
PCB-1232 Peak 3	3.579										3.479 - 3.679	3.579
PCB-1232 Peak 4	4.364										4.264 - 4.464	4.364
PCB-1232 Peak 5	4.449										4.349 - 4.549	4.449

FORM VI  
PCBS INITIAL CALIBRATION DATA  
EXTERNAL STANDARD CURVE EVALUATION

Lab Name: TestAmerica Valparaiso Job No.: 510-73461-1 Analy Batch No.: 91178

SDG No.: \_\_\_\_\_

Instrument ID: SGCA GC Column: 8082/608 ID: 0.53 (mm) Heated Purge: (Y/N) N

Calibration Start Date: 12/16/2011 12:52 Calibration End Date: 12/16/2011 12:52 Calibration ID: 4489

Calibration Files:

LEVEL:	LAB SAMPLE ID:	LAB FILE ID:
Level 1	STD1232 510-91178/11	B6001.D

ANALYTE	CF				CURVE TYPE	COEFFICIENT			#	MIN CF	%RSD	#	MAX %RSD	R <sup>2</sup> OR COD	#	MIN R <sup>2</sup> OR COD
	LVL 1					B	M1	M2								
PCB-1232 Peak 1	16233				Ave		16233.0745						10.0			
PCB-1232 Peak 2	49937				Ave		49937.2305						10.0			
PCB-1232 Peak 3	44079				Ave		44079.1115						10.0			
PCB-1232 Peak 4	35648				Ave		35648.2860						10.0			
PCB-1232 Peak 5	21707				Ave		21707.0810						10.0			

Note: The m1 coefficient is the same as Ave CF for an Ave curve type.

FORM VI  
 PCBS INITIAL CALIBRATION DATA  
 EXTERNAL STANDARD RESPONSE AND CONCENTRATION

Lab Name: TestAmerica Valparaiso Job No.: 510-73461-1 Analy Batch No.: 91178

SDG No.: \_\_\_\_\_

Instrument ID: SGCA GC Column: 8082/608 ID: 0.53 (mm) Heated Purge: (Y/N) N

Calibration Start Date: 12/16/2011 12:52 Calibration End Date: 12/16/2011 12:52 Calibration ID: 4489

Calibration Files:

LEVEL:	LAB SAMPLE ID:	LAB FILE ID:
Level 1	STD1232 510-91178/11	B6001.D

ANALYTE	CURVE TYPE	RESPONSE					CONCENTRATION (UG/L)				
		LVL 1					LVL 1				
PCB-1232 Peak 1	Ave	32466149					2000				
PCB-1232 Peak 2	Ave	99874461					2000				
PCB-1232 Peak 3	Ave	88158223					2000				
PCB-1232 Peak 4	Ave	71296572					2000				
PCB-1232 Peak 5	Ave	43414162					2000				

Curve Type Legend:

Ave = Average

TestAmerica Laboratories  
Target Compound Quantitation Report

Data File: \\valsvr08\ChromData\SGCA\20111216-6084.b\B6001.D  
 Lims ID: std1232 Client ID:  
 Inject. Date: 16-Dec-2011 12:52:14 Dil. Factor: 1.0000  
 Sample Type: IC Calib Level: 8  
 Sample ID: std1232  
 Misc. Info.:  
 Operator: Instrument ID: SGCA  
 Vol. Injected: 1.0000 ALS Bottle#: 11  
 Lims Batch ID: 91178 Lims Sample ID: 11  
 Sublist: chrom-PCBS\*sub3  
 Detector 1 : GC ECD1A  
 Detector 2 : GC ECD2B  
 Method: \\valsvr08\ChromData\SGCA\20111216-6084.b\PCBS.m  
 Last Update: 16-Dec-2011 13:50:12 Calib Date: 16-Dec-2011 13:22:45  
 Quant Method: External Standard Quant By: Initial Calibration  
 Last ICal File: \\valsvr08\ChromData\SGCA\20111216-6084.b\B6003.D  
 Limit Group: SGC - 1 - 8082 CAL  
 Integrator: Falcon  
 Process Host: VAL-SMS-LAB3

First Level Reviewer: iversc Date: 16-Dec-2011 13:50:12

Det	Sig	RT	EXP RT	DLT RT	Response	On-Col Amt ug/L	Ratio Range	Ratio	Flags
7 PCB-1232									
1	1	2.936	2.936	0.000	32466149	2000.0		100.0	
1	2	3.152	3.152	0.000	99874461	2000.0	0.0- 30.0	307.6	
1	3	3.579	3.579	0.000	88158223	2000.0	0.0- 30.0	271.5	
1	4	4.364	4.364	0.000	71296572	2000.0	0.0- 30.0	219.6	
1	5	4.449	4.449	0.000	43414162	2000.0	0.0- 30.0	133.7	
Average of Peak Amounts =						2000.0			
2	6	2.496	2.496	0.000	11804884	2000.0		100.0	
2	7	3.695	3.695	0.000	51888152	2000.0	0.0- 30.0	439.5	
2	8	4.269	4.269	0.000	49763037	2000.0	0.0- 30.0	421.5	
2	9	5.154	5.154	0.000	36501898	2000.0	0.0- 30.0	309.2	
2	10	5.879	5.879	0.000	27891562	2000.0	0.0- 30.0	236.3	
Average of Peak Amounts =						2000.0			
						RPD = 0.00			

Report Date: 16-Dec-2011 13:50:12

Chrom Revision: 1.2 13-Jul-2011 10:43:06

Data File: \\valsvr08\ChromData\SGCA\20111216-6084.b\B6001.D

Injection Date: 16-Dec-2011 12:52:14

Limit Group: SGC - 1 - 8082 CAL

Client ID:

Instrument ID: SGCA

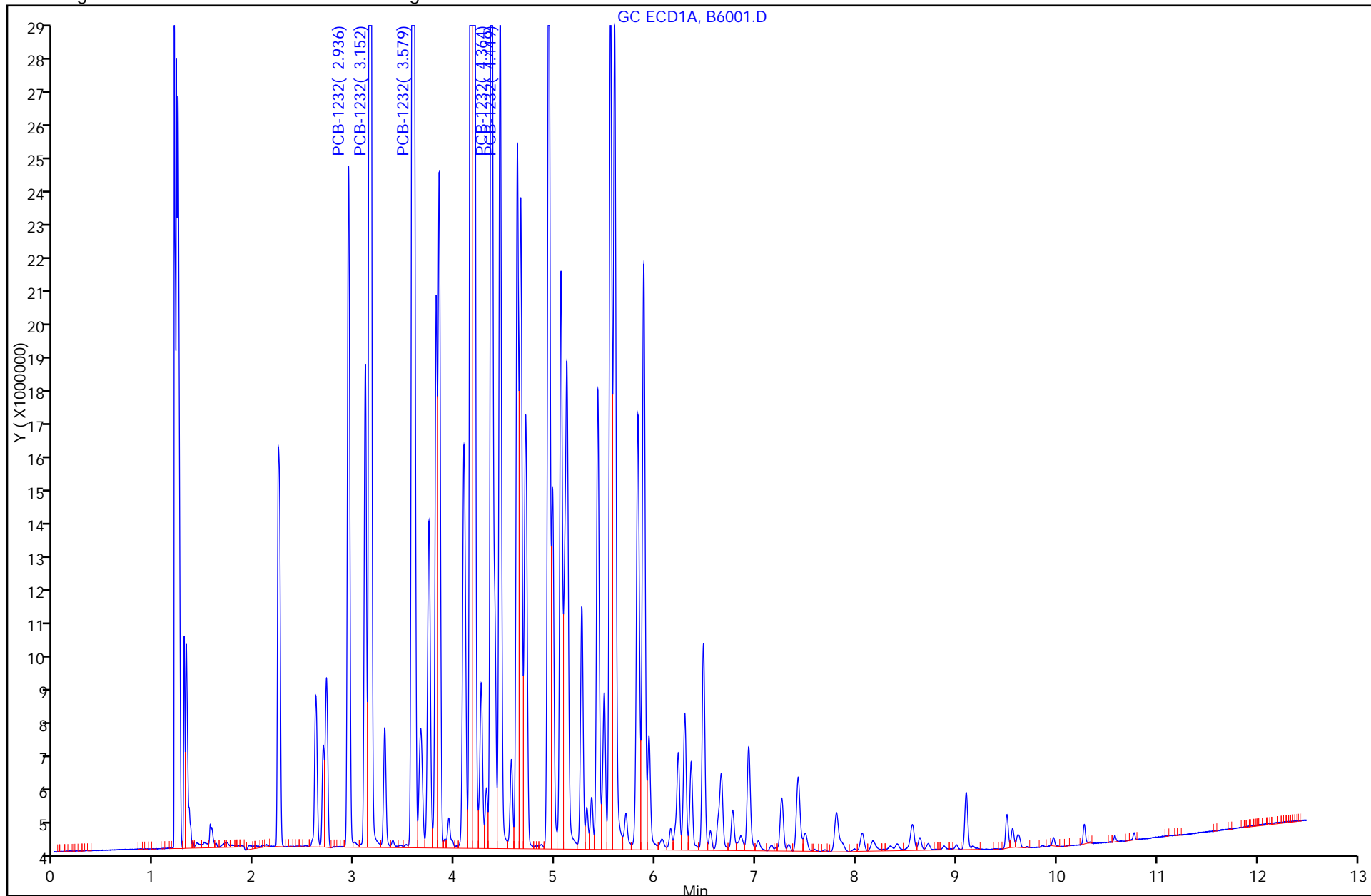
Lims Batch ID: 91178

Lims Sample ID: 11

Operator ID:

Injection Vol: 1.00 ul

Y Scaling: Method Defined: Scale to the Nth Largest Peak: 10



FORM VI  
PCBS INITIAL CALIBRATION DATA  
EXTERNAL STANDARD RETENTION TIME SUMMARY

Lab Name: TestAmerica Valparaiso Job No.: 510-73461-1 Analy Batch No.: 91178

SDG No.: \_\_\_\_\_

Instrument ID: SGCA GC Column: 8082/608 ID: 0.53 (mm) Heated Purge: (Y/N) N

Calibration Start Date: 12/16/2011 13:07 Calibration End Date: 12/16/2011 13:07 Calibration ID: 4493

Calibration Files:

LEVEL:	LAB SAMPLE ID:	LAB FILE ID:
Level 1	STD1242 510-91178/12	B6002.D

ANALYTE	LVL 1										RT WINDOW	AVG RT
PCB-1242 Peak 1	3.150										3.050 - 3.250	3.150
PCB-1242 Peak 2	3.577										3.477 - 3.677	3.577
PCB-1242 Peak 3	4.446										4.346 - 4.546	4.446
PCB-1242 Peak 4	5.111										5.011 - 5.211	5.111
PCB-1242 Peak 5	5.589										5.489 - 5.689	5.589



FORM VI  
PCBS INITIAL CALIBRATION DATA  
EXTERNAL STANDARD CURVE EVALUATION

Lab Name: TestAmerica Valparaiso Job No.: 510-73461-1 Analy Batch No.: 91178

SDG No.: \_\_\_\_\_

Instrument ID: SGCA GC Column: 8082/608 ID: 0.53 (mm) Heated Purge: (Y/N) N

Calibration Start Date: 12/16/2011 13:07 Calibration End Date: 12/16/2011 13:07 Calibration ID: 4493

Calibration Files:

LEVEL:	LAB SAMPLE ID:	LAB FILE ID:
Level 1	STD1242 510-91178/12	B6002.D

ANALYTE	CF				CURVE TYPE	COEFFICIENT			#	MIN CF	%RSD	#	MAX %RSD	R <sup>2</sup> OR COD	#	MIN R <sup>2</sup> OR COD
	LVL 1					B	M1	M2								
PCB-1242 Peak 1	36029				Ave		36029.3735						10.0			
PCB-1242 Peak 2	75353				Ave		75352.5190						10.0			
PCB-1242 Peak 3	36446				Ave		36445.5505						10.0			
PCB-1242 Peak 4	33117				Ave		33117.3880						10.0			
PCB-1242 Peak 5	44347				Ave		44347.3845						10.0			

Note: The m1 coefficient is the same as Ave CF for an Ave curve type.

FORM VI  
PCBS INITIAL CALIBRATION DATA  
EXTERNAL STANDARD RESPONSE AND CONCENTRATION

Lab Name: TestAmerica Valparaiso Job No.: 510-73461-1 Analy Batch No.: 91178

SDG No.: \_\_\_\_\_

Instrument ID: SGCA GC Column: 8082/608 ID: 0.53 (mm) Heated Purge: (Y/N) N

Calibration Start Date: 12/16/2011 13:07 Calibration End Date: 12/16/2011 13:07 Calibration ID: 4493

Calibration Files:

LEVEL:	LAB SAMPLE ID:	LAB FILE ID:
Level 1	STD1242 510-91178/12	B6002.D

ANALYTE	CURVE TYPE	RESPONSE					CONCENTRATION (UG/L)				
		LVL 1					LVL 1				
PCB-1242 Peak 1	Ave	72058747					2000				
PCB-1242 Peak 2	Ave	150705038					2000				
PCB-1242 Peak 3	Ave	72891101					2000				
PCB-1242 Peak 4	Ave	66234776					2000				
PCB-1242 Peak 5	Ave	88694769					2000				

Curve Type Legend:

Ave = Average

TestAmerica Laboratories  
Target Compound Quantitation Report

Data File: \\valsvr08\ChromData\SGCA\20111216-6084.b\B6002.D  
 Lims ID: std1242 Client ID:  
 Inject. Date: 16-Dec-2011 13:07:20 Dil. Factor: 1.0000  
 Sample Type: IC Calib Level: 8  
 Sample ID: std1242  
 Misc. Info.:  
 Operator: Instrument ID: SGCA  
 Vol. Injected: 1.0000 ALS Bottle#: 12  
 Lims Batch ID: 91178 Lims Sample ID: 12  
 Sublist: chrom-PCBS\*sub4  
 Detector 1 : GC ECD1A  
 Detector 2 : GC ECD2B  
 Method: \\valsvr08\ChromData\SGCA\20111216-6084.b\PCBS.m  
 Last Update: 16-Dec-2011 13:50:24 Calib Date: 16-Dec-2011 13:22:45  
 Quant Method: External Standard Quant By: Initial Calibration  
 Last ICal File: \\valsvr08\ChromData\SGCA\20111216-6084.b\B6003.D  
 Limit Group: SGC - 1 - 8082 CAL  
 Integrator: Falcon  
 Process Host: VAL-SMS-LAB3

First Level Reviewer: iversc Date: 16-Dec-2011 13:50:24

Det	Sig	RT	EXP RT	DLT RT	Response	On-Col Amt ug/L	Ratio Range	Ratio	Flags	
10 PCB-1242										
1	1	3.150	3.150	0.000	72058747	2000.0		100.0		
1	2	3.577	3.577	0.000	150705038	2000.0	0.0- 30.0	209.1		
1	3	4.446	4.446	0.000	72891101	2000.0	0.0- 30.0	101.2		
1	4	5.111	5.111	0.000	66234776	2000.0	0.0- 30.0	91.9		
1	5	5.589	5.589	0.000	88694769	2000.0	0.0- 30.0	123.1		
		Average of Peak Amounts =				2000.0				
2	6	3.694	3.694	0.000	36703820	2000.0		100.0		
2	7	4.267	4.267	0.000	79766239	2000.0	0.0- 30.0	217.3		
2	8	5.152	5.152	0.000	62316896	2000.0	0.0- 30.0	169.8		
2	9	6.549	6.549	0.000	58804164	2000.0	0.0- 30.0	160.2		
2	10	6.935	6.935	0.000	58131337	2000.0	0.0- 30.0	158.4		
		Average of Peak Amounts =				2000.0				
						RPD = 0.00				

Report Date: 16-Dec-2011 13:50:24

Chrom Revision: 1.2 13-Jul-2011 10:43:06

Data File: \\valsvr08\ChromData\SGCA\20111216-6084.b\B6002.D

Injection Date: 16-Dec-2011 13:07:20

Limit Group: SGC - 1 - 8082 CAL

Client ID:

Instrument ID: SGCA

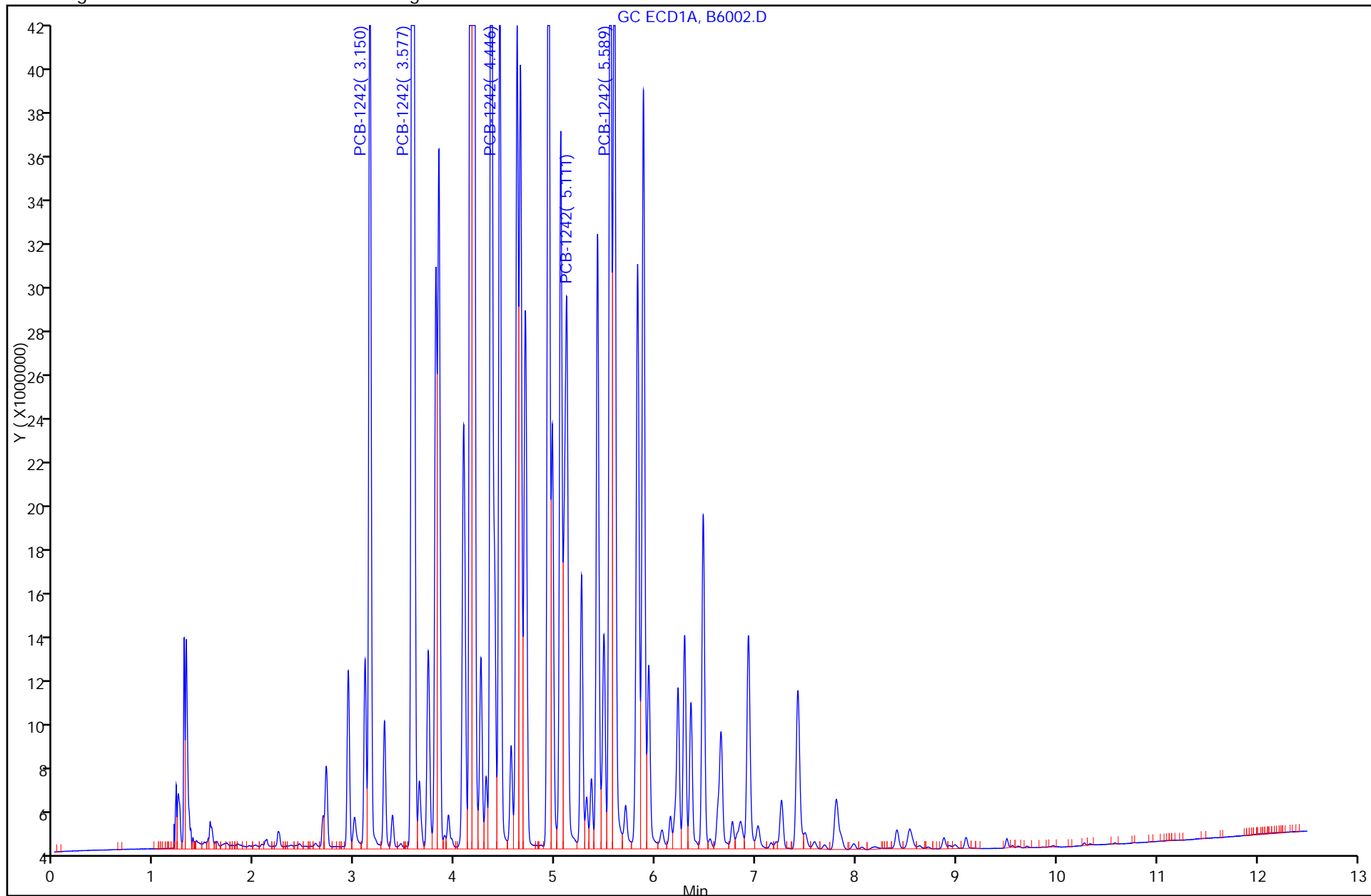
Lims Batch ID: 91178

Lims Sample ID: 12

Operator ID:

Injection Vol: 1.00 ul

Y Scaling: Method Defined: Scale to the Nth Largest Peak: 10



FORM VI  
 PCBS INITIAL CALIBRATION DATA  
 EXTERNAL STANDARD RETENTION TIME SUMMARY

Lab Name: TestAmerica Valparaiso Job No.: 510-73461-1 Analy Batch No.: 91178

SDG No.: \_\_\_\_\_

Instrument ID: SGCA GC Column: 8082/608 ID: 0.53 (mm) Heated Purge: (Y/N) N

Calibration Start Date: 12/16/2011 13:22 Calibration End Date: 12/16/2011 13:22 Calibration ID: 4497

Calibration Files:

LEVEL:	LAB SAMPLE ID:	LAB FILE ID:
Level 1	STD1248 510-91178/13	B6003.D

ANALYTE	LVL 1										RT WINDOW	AVG RT
PCB-1248 Peak 1	3.577										3.477 - 3.677	3.577
PCB-1248 Peak 2	4.186										4.086 - 4.286	4.186
PCB-1248 Peak 3	5.056										4.956 - 5.156	5.056
PCB-1248 Peak 4	5.591										5.491 - 5.691	5.591
PCB-1248 Peak 5	6.477										6.377 - 6.577	6.477

FORM VI  
PCBS INITIAL CALIBRATION DATA  
EXTERNAL STANDARD CURVE EVALUATION

Lab Name: TestAmerica Valparaiso Job No.: 510-73461-1 Analy Batch No.: 91178

SDG No.: \_\_\_\_\_

Instrument ID: SGCA GC Column: 8082/608 ID: 0.53 (mm) Heated Purge: (Y/N) N

Calibration Start Date: 12/16/2011 13:22 Calibration End Date: 12/16/2011 13:22 Calibration ID: 4497

Calibration Files:

LEVEL:	LAB SAMPLE ID:	LAB FILE ID:
Level 1	STD1248 510-91178/13	B6003.D

ANALYTE	CF				CURVE TYPE	COEFFICIENT			#	MIN CF	%RSD	#	MAX %RSD	R^2 OR COD	#	MIN R^2 OR COD
	LVL 1					B	M1	M2								
PCB-1248 Peak 1	34849				Ave		34849.0550						10.0			
PCB-1248 Peak 2	44360				Ave		44360.3140						10.0			
PCB-1248 Peak 3	50888				Ave		50888.2225						10.0			
PCB-1248 Peak 4	72192				Ave		72192.2620						10.0			
PCB-1248 Peak 5	41412				Ave		41411.5640						10.0			

Note: The m1 coefficient is the same as Ave CF for an Ave curve type.

FORM VI  
PCBS INITIAL CALIBRATION DATA  
EXTERNAL STANDARD RESPONSE AND CONCENTRATION

Lab Name: TestAmerica Valparaiso Job No.: 510-73461-1 Analy Batch No.: 91178

SDG No.: \_\_\_\_\_

Instrument ID: SGCA GC Column: 8082/608 ID: 0.53 (mm) Heated Purge: (Y/N) N

Calibration Start Date: 12/16/2011 13:22 Calibration End Date: 12/16/2011 13:22 Calibration ID: 4497

Calibration Files:

LEVEL:	LAB SAMPLE ID:	LAB FILE ID:
Level 1	STD1248 510-91178/13	B6003.D

ANALYTE	CURVE TYPE	RESPONSE					CONCENTRATION (UG/L)				
		LVL 1					LVL 1				
PCB-1248 Peak 1	Ave	69698110					2000				
PCB-1248 Peak 2	Ave	88720628					2000				
PCB-1248 Peak 3	Ave	101776445					2000				
PCB-1248 Peak 4	Ave	144384524					2000				
PCB-1248 Peak 5	Ave	82823128					2000				

Curve Type Legend:

Ave = Average

TestAmerica Laboratories  
Target Compound Quantitation Report

Data File: \\valsvr08\ChromData\SGCA\20111216-6084.b\B6003.D  
 Lims ID: std1248 Client ID:  
 Inject. Date: 16-Dec-2011 13:22:45 Dil. Factor: 1.0000  
 Sample Type: IC Calib Level: 8  
 Sample ID: std1248  
 Misc. Info.:  
 Operator: Instrument ID: SGCA  
 Vol. Injected: 1.0000 ALS Bottle#: 13  
 Lims Batch ID: 91178 Lims Sample ID: 13  
 Sublist: chrom-PCBS\*sub5  
 Detector 1 : GC ECD1A  
 Detector 2 : GC ECD2B  
 Method: \\valsvr08\ChromData\SGCA\20111216-6084.b\PCBS.m  
 Last Update: 16-Dec-2011 13:50:36 Calib Date: 16-Dec-2011 13:22:45  
 Quant Method: External Standard Quant By: Initial Calibration  
 Last ICal File: \\valsvr08\ChromData\SGCA\20111216-6084.b\B6003.D  
 Limit Group: SGC - 1 - 8082 CAL  
 Integrator: Falcon  
 Process Host: VAL-SMS-LAB3

First Level Reviewer: iversc Date: 16-Dec-2011 13:50:36

Det	Sig	RT	EXP RT	DLT RT	Response	On-Col Amt ug/L	Ratio Range	Ratio	Flags	
6 PCB-1248										
1	1	3.577	3.577	0.000	69698110	2000.0		100.0		
1	2	4.186	4.186	0.000	88720628	2000.0	0.0- 30.0	127.3		
1	3	5.056	5.056	0.000	101776445	2000.0	0.0- 30.0	146.0		
1	4	5.591	5.591	0.000	144384524	2000.0	0.0- 30.0	207.2		
1	5	6.477	6.477	0.000	82823128	2000.0	0.0- 30.0	118.8		
		Average of Peak Amounts =				2000.0				
2	6	4.269	4.269	0.000	38109805	2000.0		100.0		
2	7	5.152	5.152	0.000	34237504	2000.0	0.0- 30.0	89.8		
2	8	5.880	5.880	0.000	81661190	2000.0	0.0- 30.0	214.3		
2	9	6.549	6.549	0.000	103742103	2000.0	0.0- 30.0	272.2		
2	10	6.938	6.938	0.000	98053368	2000.0	0.0- 30.0	257.3		
		Average of Peak Amounts =				2000.0				
						RPD = 0.00				



Report Date: 16-Dec-2011 13:50:36

Chrom Revision: 1.2 13-Jul-2011 10:43:06

Data File: \\valsvr08\ChromData\SGCA\20111216-6084.b\B6003.D

Injection Date: 16-Dec-2011 13:22:45

Limit Group: SGC - 1 - 8082 CAL

Client ID:

Instrument ID: SGCA

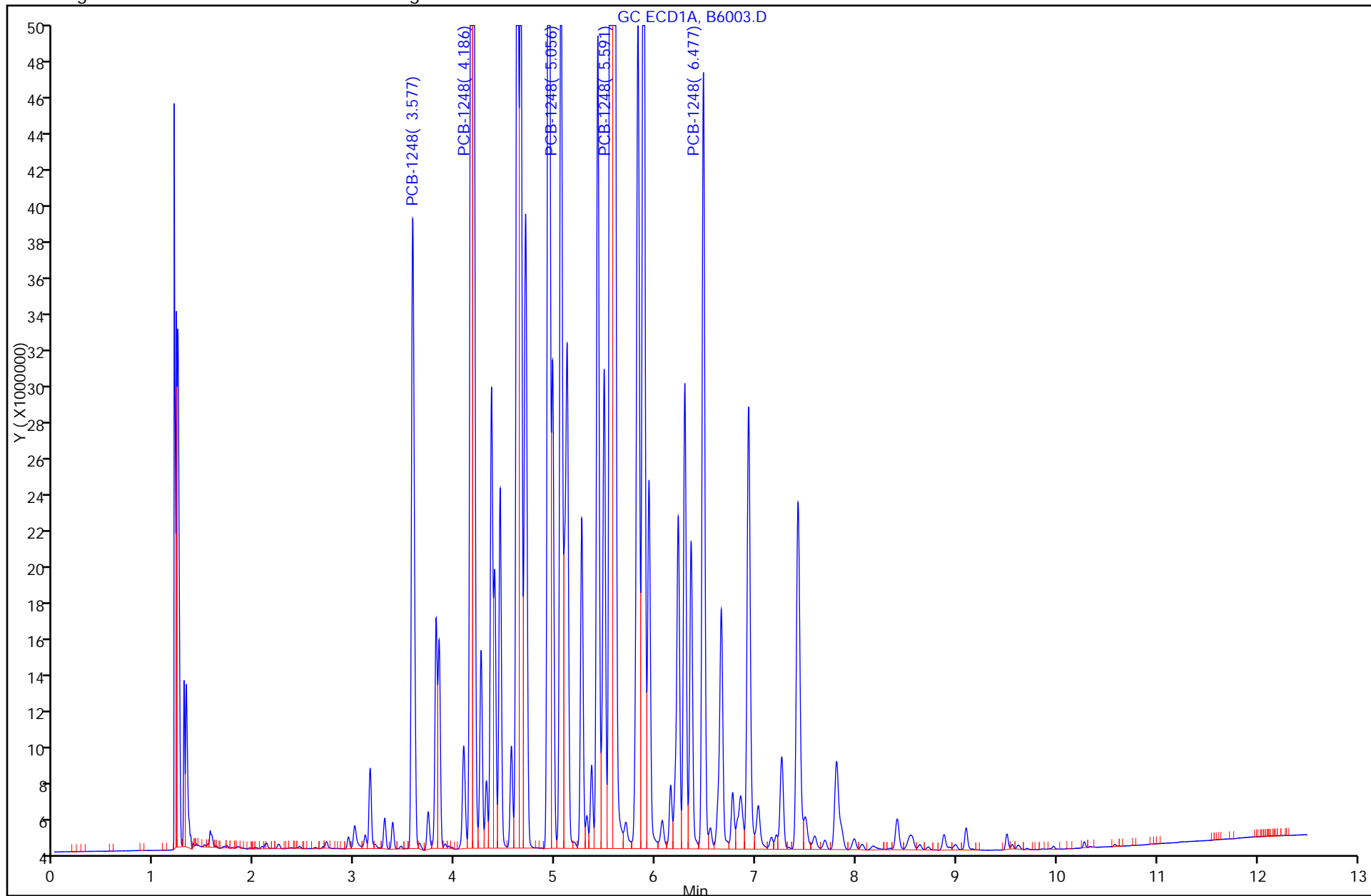
Lims Batch ID: 91178

Lims Sample ID: 13

Operator ID:

Injection Vol: 1.00 ul

Y Scaling: Method Defined: Scale to the Nth Largest Peak: 10



FORM VI  
 PCBS INITIAL CALIBRATION DATA  
 EXTERNAL STANDARD RETENTION TIME SUMMARY

Lab Name: TestAmerica Valparaiso Job No.: 510-73461-1 Analy Batch No.: 91178

SDG No.: \_\_\_\_\_

Instrument ID: SGCA GC Column: 8082/608 ID: 0.53 (mm) Heated Purge: (Y/N) N

Calibration Start Date: 12/16/2011 13:41 Calibration End Date: 12/16/2011 13:41 Calibration ID: 4501

Calibration Files:

LEVEL:	LAB SAMPLE ID:	LAB FILE ID:
Level 1	STD1254 510-91178/14	B6004.D

ANALYTE	LVL 1										RT WINDOW	AVG RT
PCB-1254 Peak 1	5.564										5.464 - 5.664	5.564
PCB-1254 Peak 2	6.303										6.203 - 6.403	6.303
PCB-1254 Peak 3	6.489										6.389 - 6.589	6.489
PCB-1254 Peak 4	6.940										6.840 - 7.040	6.940
PCB-1254 Peak 5	7.818										7.718 - 7.918	7.818

FORM VI  
PCBS INITIAL CALIBRATION DATA  
EXTERNAL STANDARD CURVE EVALUATION

Lab Name: TestAmerica Valparaiso Job No.: 510-73461-1 Analy Batch No.: 91178

SDG No.: \_\_\_\_\_

Instrument ID: SGCA GC Column: 8082/608 ID: 0.53 (mm) Heated Purge: (Y/N) N

Calibration Start Date: 12/16/2011 13:41 Calibration End Date: 12/16/2011 13:41 Calibration ID: 4501

Calibration Files:

LEVEL:	LAB SAMPLE ID:	LAB FILE ID:
Level 1	STD1254 510-91178/14	B6004.D

ANALYTE	CF				CURVE TYPE	COEFFICIENT			#	MIN CF	%RSD	#	MAX %RSD	R <sup>2</sup> OR COD	#	MIN R <sup>2</sup> OR COD
	LVL 1					B	M1	M2								
PCB-1254 Peak 1	76748				Ave		76747.6130						10.0			
PCB-1254 Peak 2	59812				Ave		59812.4035						10.0			
PCB-1254 Peak 3	121043				Ave		121042.655						10.0			
PCB-1254 Peak 4	147926				Ave		147925.623						10.0			
PCB-1254 Peak 5	133319				Ave		133319.323						10.0			

Note: The m1 coefficient is the same as Ave CF for an Ave curve type.

FORM VI  
 PCBS INITIAL CALIBRATION DATA  
 EXTERNAL STANDARD RESPONSE AND CONCENTRATION

Lab Name: TestAmerica Valparaiso Job No.: 510-73461-1 Analy Batch No.: 91178

SDG No.: \_\_\_\_\_

Instrument ID: SGCA GC Column: 8082/608 ID: 0.53 (mm) Heated Purge: (Y/N) N

Calibration Start Date: 12/16/2011 13:41 Calibration End Date: 12/16/2011 13:41 Calibration ID: 4501

Calibration Files:

LEVEL:	LAB SAMPLE ID:	LAB FILE ID:
Level 1	STD1254 510-91178/14	B6004.D

ANALYTE	CURVE TYPE	RESPONSE					CONCENTRATION (UG/L)				
		LVL 1					LVL 1				
PCB-1254 Peak 1	Ave	153495226					2000				
PCB-1254 Peak 2	Ave	119624807					2000				
PCB-1254 Peak 3	Ave	242085309					2000				
PCB-1254 Peak 4	Ave	295851245					2000				
PCB-1254 Peak 5	Ave	266638645					2000				

Curve Type Legend:

Ave = Average

TestAmerica Laboratories  
Target Compound Quantitation Report

Data File: \\valsvr08\ChromData\SGCA\20111216-6084.b\B6004.D  
 Lims ID: std1254 Client ID:  
 Inject. Date: 16-Dec-2011 13:41:18 Dil. Factor: 1.0000  
 Sample Type: IC Calib Level: 8  
 Sample ID: std1254  
 Misc. Info.:  
 Operator: Instrument ID: SGCA  
 Vol. Injected: 1.0000 ALS Bottle#: 14  
 Lims Batch ID: 91178 Lims Sample ID: 14  
 Sublist: chrom-PCBS\*sub6  
 Detector 1 : GC ECD1A  
 Detector 2 : GC ECD2B  
 Method: \\valsvr08\ChromData\SGCA\20111216-6084.b\PCBS.m  
 Last Update: 16-Dec-2011 14:01:59 Calib Date: 16-Dec-2011 13:41:18  
 Quant Method: External Standard Quant By: Initial Calibration  
 Last ICal File: \\valsvr08\ChromData\SGCA\20111216-6084.b\B6004.D  
 Limit Group: SGC - 1 - 8082 CAL  
 Integrator: Falcon  
 Process Host: VAL-SMS-LAB3

First Level Reviewer: iversc Date: 16-Dec-2011 14:01:59

Det	Sig	RT	EXP RT	DLT RT	Response	On-Col Amt ug/L	Ratio Range	Ratio	Flags	
9 PCB-1254										
1	1	5.564	5.564	0.000	153495226	2000.0		100.0		
1	2	6.303	6.303	0.000	119624807	2000.0	0.0- 30.0	77.9		
1	3	6.489	6.489	0.000	242085309	2000.0	0.0- 30.0	157.7		
1	4	6.940	6.940	0.000	295851245	2000.0	0.0- 30.0	192.7		
1	5	7.818	7.818	0.000	266638645	2000.0	0.0- 30.0	173.7		
		Average of Peak Amounts =				2000.0				
2	6	6.554	6.554	0.000	73826586	2000.0		100.0		
2	7	6.870	6.870	0.000	79098036	2000.0	0.0- 30.0	107.1		
2	8	7.773	7.773	0.000	135113857	2000.0	0.0- 30.0	183.0		
2	9	8.292	8.292	0.000	173460145	2000.0	0.0- 30.0	235.0		
2	10	9.233	9.233	0.000	152264022	2000.0	0.0- 30.0	206.2		
		Average of Peak Amounts =				2000.0				
						RPD = 0.00				

Report Date: 16-Dec-2011 14:02:00

Chrom Revision: 1.2 13-Jul-2011 10:43:06

Data File: \\valsvr08\ChromData\SGCA\20111216-6084.b\B6004.D

Injection Date: 16-Dec-2011 13:41:18

Limit Group: SGC - 1 - 8082 CAL

Client ID:

Instrument ID: SGCA

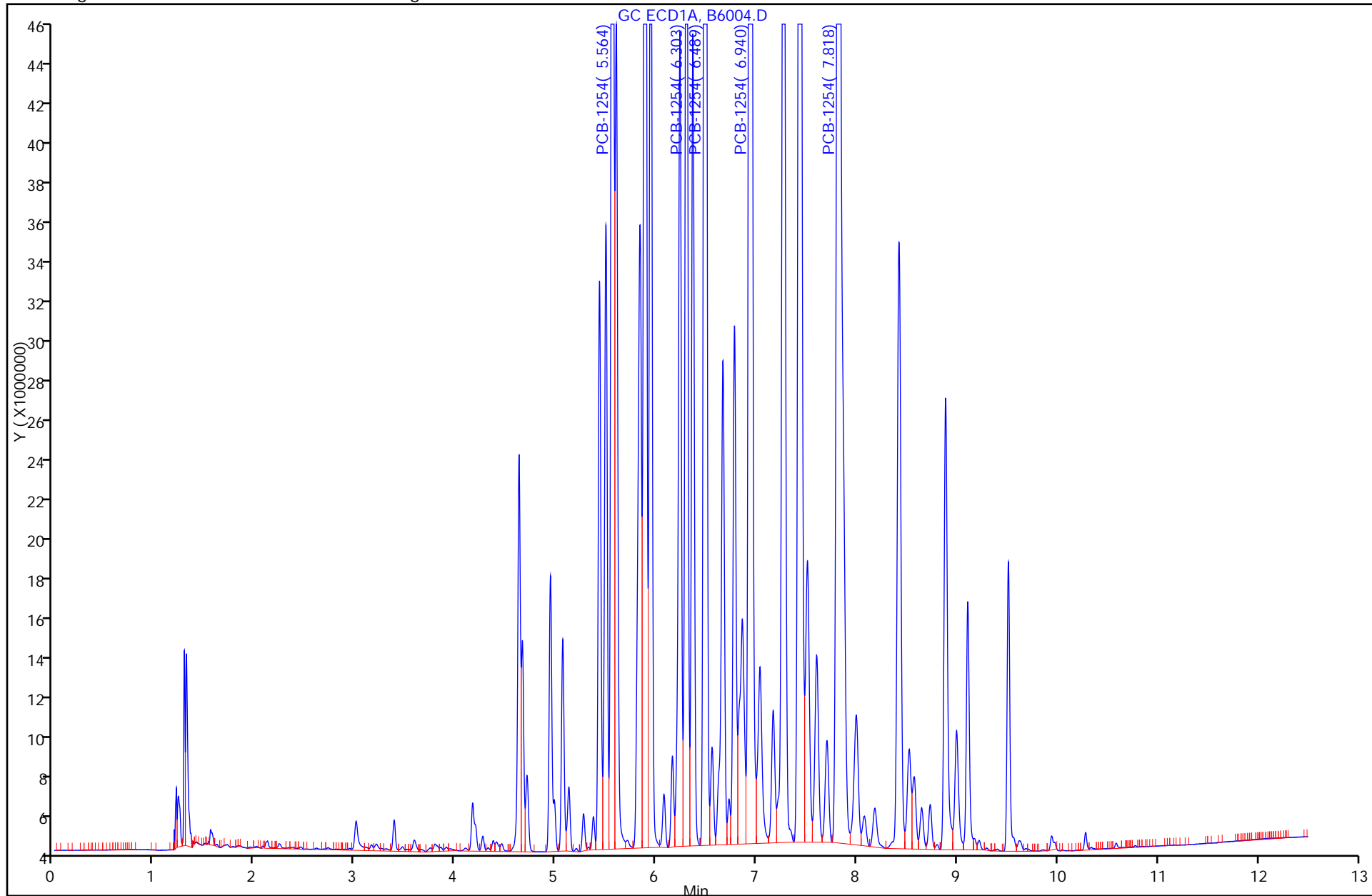
Lims Batch ID: 91178

Lims Sample ID: 14

Operator ID:

Injection Vol: 1.00 ul

Y Scaling: Method Defined: Scale to the Nth Largest Peak: 10



FORM VII  
PCBS CONTINUING CALIBRATION DATA

Lab Name: TestAmerica Valparaiso Job No.: 510-73461-1  
 SDG No.: \_\_\_\_\_  
 Lab Sample ID: ICV 510-91178/15 Calibration Date: 12/16/2011 13:56  
 Instrument ID: SGCA Calib Start Date: 12/16/2011 10:18  
 GC Column: 8082/608 ID: 0.53 (mm) Calib End Date: 12/16/2011 12:21  
 Lab File ID: B6005.D Conc. Units: ug/L

ANALYTE	CURVE TYPE	AVE CF	CF	MIN CF	CALC AMOUNT	SPIKE AMOUNT	%D	MAX %D
PCB-1016 Peak 1	Qua2		41493		909	1000	-9.1	15.0
PCB-1016 Peak 2	Qua2		93129		960	1000	-4.1	15.0
PCB-1016 Peak 3	Qua2		75560		992	1000	-0.9	15.0
PCB-1016 Peak 4	Qua2		57549		974	1000	-2.7	15.0
PCB-1016 Peak 5	Qua2		36040		957	1000	-4.3	15.0
PCB-1260 Peak 1	Qua2		100353		951	1000	-5.0	15.0
PCB-1260 Peak 2	Qua2		153739		977	1000	-2.4	15.0
PCB-1260 Peak 3	Qua2		60253		971	1000	-3.0	15.0
PCB-1260 Peak 4	Qua2		166685		1020	1000	2.2	15.0
PCB-1260 Peak 5	Qua2		83285		848	1000	-15.3*	15.0
Dibutylchloredate	Qua2		1781695		86.8	100	-13.2	15.0
DCB Decachlorobiphenyl	Qua2		1395096		89.6	100	-10.4	15.0

FORM VII  
PCBS CONTINUING CALIBRATION RETENTION TIME SUMMARY

Lab Name: TestAmerica Valparaiso Job No.: 510-73461-1  
 SDG No.: \_\_\_\_\_  
 Lab Sample ID: ICV 510-91178/15 Calibration Date: 12/16/2011 13:56  
 Instrument ID: SGCA Calib Start Date: 12/16/2011 10:18  
 GC Column: 8082/608 ID: 0.53 (mm) Calib End Date: 12/16/2011 12:21  
 Lab File ID: B6005.D

Analyte	RT	RT WINDOW	
		TO	FROM
PCB-1016 Peak 1	3.16	3.06	3.26
PCB-1016 Peak 2	3.58	3.48	3.68
PCB-1016 Peak 3	4.37	4.27	4.47
PCB-1016 Peak 4	4.94	4.84	5.04
PCB-1016 Peak 5	5.49	5.39	5.59
PCB-1260 Peak 1	6.77	6.67	6.87
PCB-1260 Peak 2	7.26	7.16	7.36
PCB-1260 Peak 3	7.50	7.40	7.60
PCB-1260 Peak 4	7.81	7.71	7.91
PCB-1260 Peak 5	8.56	8.46	8.66
Dibutylchloroendate	9.57	9.47	9.67
DCB Decachlorobiphenyl	10.77	10.67	10.87



TestAmerica Laboratories  
Target Compound Quantitation Report

Data File: \\valsvr08\ChromData\SGCA\20111216-6084.b\B6005.D  
 Lims ID: icv1000 Client ID:  
 Inject. Date: 16-Dec-2011 13:56:56 Dil. Factor: 1.0000  
 Sample Type: ICV  
 Sample ID: icv1000  
 Misc. Info.:  
 Operator: Instrument ID: SGCA  
 Vol. Injected: 1.0000 ALS Bottle#: 15  
 Lims Batch ID: 91178 Lims Sample ID: 15  
 Sublist:  
 Detector 1 : GC ECD1A  
 Detector 2 : GC ECD2B  
 Method: \\valsvr08\ChromData\SGCA\20111216-6084.b\PCBS.m  
 Last Update: 16-Dec-2011 14:30:07 Calib Date: 16-Dec-2011 13:41:18  
 Quant Method: External Standard Quant By: Initial Calibration  
 Last ICal File: \\valsvr08\ChromData\SGCA\20111216-6084.b\B6004.D  
 Limit Group: SGC - 1 - 8082 CAL  
 Integrator: Falcon  
 Process Host: VAL-SMS-LAB3

First Level Reviewer: iversc Date: 16-Dec-2011 14:30:07

Det	Sig	RT	EXP RT	DLT RT	Response	On-Col Amt ug/L	Ratio Range	Ratio	Flags
-----	-----	----	--------	--------	----------	-----------------	-------------	-------	-------

4 PCB-1016

1	1	3.155	3.155	0.000	41525946	909.3		100.0	
1	2	3.581	3.581	0.000	93203806	960.1	184.3- 244.3	224.4	
1	3	4.366	4.366	0.000	75620013	991.7	142.9- 202.9	182.1	
1	4	4.937	4.937	0.000	57594961	973.8	104.8- 164.8	138.7	
1	5	5.490	5.490	0.000	36068560	957.3	54.6- 114.6	86.9	
Average of Peak Amounts =						958.4			
2	6	3.697	3.697	0.000	21863640	914.1		100.0	
2	7	4.271	4.271	0.000	50236577	964.1	190.3- 250.3	229.8	
2	8	5.156	5.156	0.000	38223927	944.5	137.1- 197.1	174.8	
2	9	5.589	5.589	0.000	17752110	945.3	46.2- 106.2	81.2	
2	10	5.880	5.880	0.000	30630786	938.1	105.7- 165.7	140.1	
Average of Peak Amounts =						941.2			

RPD = 1.81

11 PCB-1260

1	1	6.771	6.771	0.000	100432823	951.2		100.0	
1	2	7.259	7.259	0.000	153861681	977.2	119.7- 179.7	153.2	
1	3	7.499	7.499	0.000	60301295	970.6	29.5- 89.5	60.0	
1	4	7.807	7.807	0.000	166818592	1023.0	125.1- 185.1	166.1	
1	5	8.564	8.564	0.000	83351587	847.9	63.3- 123.3	83.0	
Average of Peak Amounts =						954.0			
2	6	7.843	7.843	0.000	27930084	891.8		100.0	
2	7	8.211	8.211	0.000	58568245	941.9	169.1- 229.1	209.7	
2	8	8.639	8.639	0.000	72059311	941.8	216.2- 276.2	258.0	
2	9	9.359	9.359	0.000	46285315	821.8	152.9- 212.9	165.7	
2	10	9.749	9.749	0.000	52646575	870.2	164.1- 224.1	188.5	
Average of Peak Amounts =						893.5			

RPD = 6.55

Det	Sig	RT	EXP RT	DLT RT	Response	On-Col Amt ug/L	Ratio Range	Ratio	Flags
-----	-----	----	--------	--------	----------	-----------------	-------------	-------	-------

\$ 3 Dibutylchlorendate

1	1	9.572	9.572	0.000	178169481	86.8			
2	2	10.263	10.263	0.000	64431272	85.7			
							RPD = 1.26		

\$ 2 DCB Decachlorobiphenyl

1	1	10.772	10.772	0.000	139509575	89.6			
2	2	11.583	11.583	0.000	85667661	89.1			
							RPD = 0.48		

Report Date: 16-Dec-2011 14:30:07

Chrom Revision: 1.2 13-Jul-2011 10:43:06

Data File: \\valsvr08\ChromData\SGCA\20111216-6084.b\B6005.D

Injection Date: 16-Dec-2011 13:56:56

Limit Group: SGC - 1 - 8082 CAL

Client ID:

Instrument ID: SGCA

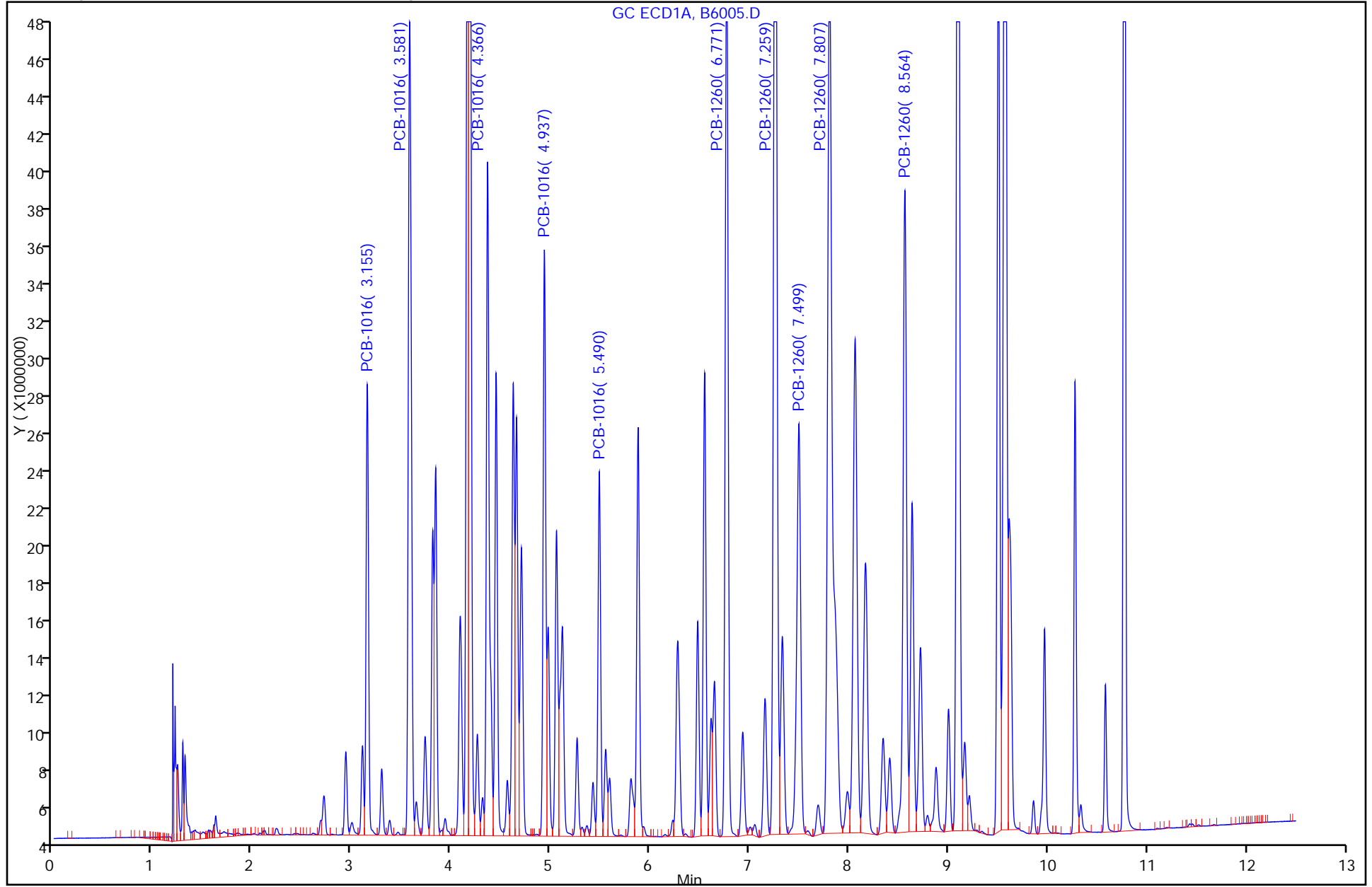
Lims Batch ID: 91178

Lims Sample ID: 15

Operator ID:

Injection Vol: 1.00 ul

Y Scaling: Method Defined: Scale to the Nth Largest Peak: 10



FORM VII  
PCBS CONTINUING CALIBRATION DATA

Lab Name: TestAmerica Valparaiso Job No.: 510-73461-1  
 SDG No.: \_\_\_\_\_  
 Lab Sample ID: CCV1000 510-91178/29 Calibration Date: 12/16/2011 17:44  
 Instrument ID: SGCA Calib Start Date: 12/16/2011 10:18  
 GC Column: 8082/608 ID: 0.53 (mm) Calib End Date: 12/16/2011 12:21  
 Lab File ID: B6019.D Conc. Units: ug/L

ANALYTE	CURVE TYPE	AVE CF	CF	MIN CF	CALC AMOUNT	SPIKE AMOUNT	%D	MAX %D
PCB-1016 Peak 1	Qua2		45815		1010	1000	1.0	15.0
PCB-1016 Peak 2	Qua2		96847		1000	1000	0.0	15.0
PCB-1016 Peak 3	Qua2		79655		1050	1000	4.6	15.0
PCB-1016 Peak 4	Qua2		61750		1050	1000	4.7	15.0
PCB-1016 Peak 5	Qua2		38510		1020	1000	2.5	15.0
PCB-1260 Peak 1	Qua2		107361		1020	1000	1.9	15.0
PCB-1260 Peak 2	Qua2		162021		1030	1000	3.0	15.0
PCB-1260 Peak 3	Qua2		64167		1030	1000	3.3	15.0
PCB-1260 Peak 4	Qua2		168870		1040	1000	3.6	15.0
PCB-1260 Peak 5	Qua2		101368		1040	1000	3.6	15.0
Dibutylchloredate	Qua2		2125005		100	100	0.2	15.0
DCB Decachlorobiphenyl	Qua2		1640293		105	100	4.9	15.0

FORM VII  
PCBS CONTINUING CALIBRATION RETENTION TIME SUMMARY

Lab Name: TestAmerica Valparaiso Job No.: 510-73461-1  
 SDG No.: \_\_\_\_\_  
 Lab Sample ID: CCV1000 510-91178/29 Calibration Date: 12/16/2011 17:44  
 Instrument ID: SGCA Calib Start Date: 12/16/2011 10:18  
 GC Column: 8082/608 ID: 0.53(mm) Calib End Date: 12/16/2011 12:21  
 Lab File ID: B6019.D

Analyte	RT	RT WINDOW	
		TO	FROM
PCB-1016 Peak 1	3.15	3.05	3.25
PCB-1016 Peak 2	3.58	3.48	3.68
PCB-1016 Peak 3	4.36	4.26	4.46
PCB-1016 Peak 4	4.93	4.83	5.03
PCB-1016 Peak 5	5.49	5.39	5.59
PCB-1260 Peak 1	6.77	6.67	6.87
PCB-1260 Peak 2	7.26	7.16	7.36
PCB-1260 Peak 3	7.49	7.39	7.59
PCB-1260 Peak 4	7.80	7.70	7.90
PCB-1260 Peak 5	8.56	8.46	8.66
Dibutylchloroendate	9.57	9.47	9.67
DCB Decachlorobiphenyl	10.77	10.67	10.87

TestAmerica Laboratories  
Target Compound Quantitation Report

Data File: \\valsvr08\ChromData\SGCA\20111216-6084.b\B6019.D  
 Lims ID: ccv1000 Client ID:  
 Inject. Date: 16-Dec-2011 17:44:07 Dil. Factor: 1.0000  
 Sample Type: CCV  
 Sample ID: ccv1000  
 Misc. Info.:  
 Operator: Instrument ID: SGCA  
 Vol. Injected: 1.0000 ALS Bottle#: 24  
 Lims Batch ID: 91178 Lims Sample ID: 29  
 Sublist: chrom-PCBS\*sub13  
 Detector 1 : GC ECD1A  
 Detector 2 : GC ECD2B  
 Method: \\valsvr08\ChromData\SGCA\20111216-6084.b\PCBS.m  
 Last Update: 16-Dec-2011 18:04:40 Calib Date: 16-Dec-2011 13:41:18  
 Quant Method: External Standard Quant By: Initial Calibration  
 Last ICal File: \\valsvr08\ChromData\SGCA\20111216-6084.b\B6004.D  
 Limit Group: SGC - 1 - 8082 CAL  
 Integrator: Falcon  
 Process Host: VAL-SMS-LAB3

First Level Reviewer: iversc Date: 16-Dec-2011 18:04:40

Det	Sig	RT	EXP RT	DLT RT	Response	On-Col Amt ug/L	Ratio Range	Ratio	Flags
-----	-----	----	--------	--------	----------	-----------------	-------------	-------	-------

4 PCB-1016

1	1	3.152	3.152	0.000	45815096	1009.5		100.0	
1	2	3.578	3.578	0.000	96846993	1000.2	184.3- 244.3	211.4	
1	3	4.363	4.363	0.000	79654774	1046.4	142.9- 202.9	173.9	
1	4	4.934	4.934	0.000	61749507	1046.5	104.8- 164.8	134.8	
1	5	5.487	5.487	0.000	38509574	1024.9	54.6- 114.6	84.1	
Average of Peak Amounts =						1025.5			
2	6	3.694	3.694	0.000	24174311	1018.3		100.0	
2	7	4.268	4.268	0.000	52139568	1003.6	190.3- 250.3	215.7	
2	8	5.154	5.154	0.000	41165282	1023.3	137.1- 197.1	170.3	
2	9	5.586	5.586	0.000	19273759	1032.6	46.2- 106.2	79.7	
2	10	5.879	5.879	0.000	33383816	1028.5	105.7- 165.7	138.1	
Average of Peak Amounts =						1021.3			

RPD = 0.42

11 PCB-1260

1	1	6.769	6.769	0.000	107361289	1019.4		100.0	
1	2	7.257	7.257	0.000	162021171	1030.2	119.7- 179.7	150.9	
1	3	7.494	7.494	0.000	64166995	1032.9	29.5- 89.5	59.8	
1	4	7.803	7.803	0.000	168869530	1035.8	125.1- 185.1	157.3	
1	5	8.563	8.563	0.000	101367821	1036.2	63.3- 123.3	94.4	
Average of Peak Amounts =						1030.9			
2	6	7.839	7.839	0.000	32842369	1055.9		100.0	
2	7	8.209	8.209	0.000	63379437	1024.1	169.1- 229.1	193.0	
2	8	8.637	8.637	0.000	77100177	1012.3	216.2- 276.2	234.8	
2	9	9.357	9.357	0.000	58512472	1047.4	152.9- 212.9	178.2	
2	10	9.748	9.748	0.000	60726854	1012.4	164.1- 224.1	184.9	
Average of Peak Amounts =						1030.4			

RPD = 0.05

Det	Sig	RT	EXP RT	DLT RT	Response	On-Col Amt ug/L	Ratio Range	Ratio	Flags
-----	-----	----	--------	--------	----------	-----------------	-------------	-------	-------

\$ 3 Dibutylchlorendate

1	1	9.571	9.571	0.000	212500526	100.2			
2	2	10.262	10.262	0.000	77659514	101.7			
							RPD = 1.46		

\$ 2 DCB Decachlorobiphenyl

1	1	10.773	10.773	0.000	164029304	104.9			
2	2	11.584	11.584	0.000	96731905	100.3			
							RPD = 4.51		

Report Date: 16-Dec-2011 18:04:41

Chrom Revision: 1.2 13-Jul-2011 10:43:06

Data File: \\valsvr08\ChromData\SGCA\20111216-6084.b\B6019.D

Injection Date: 16-Dec-2011 17:44:07

Limit Group: SGC - 1 - 8082 CAL

Client ID:

Instrument ID: SGCA

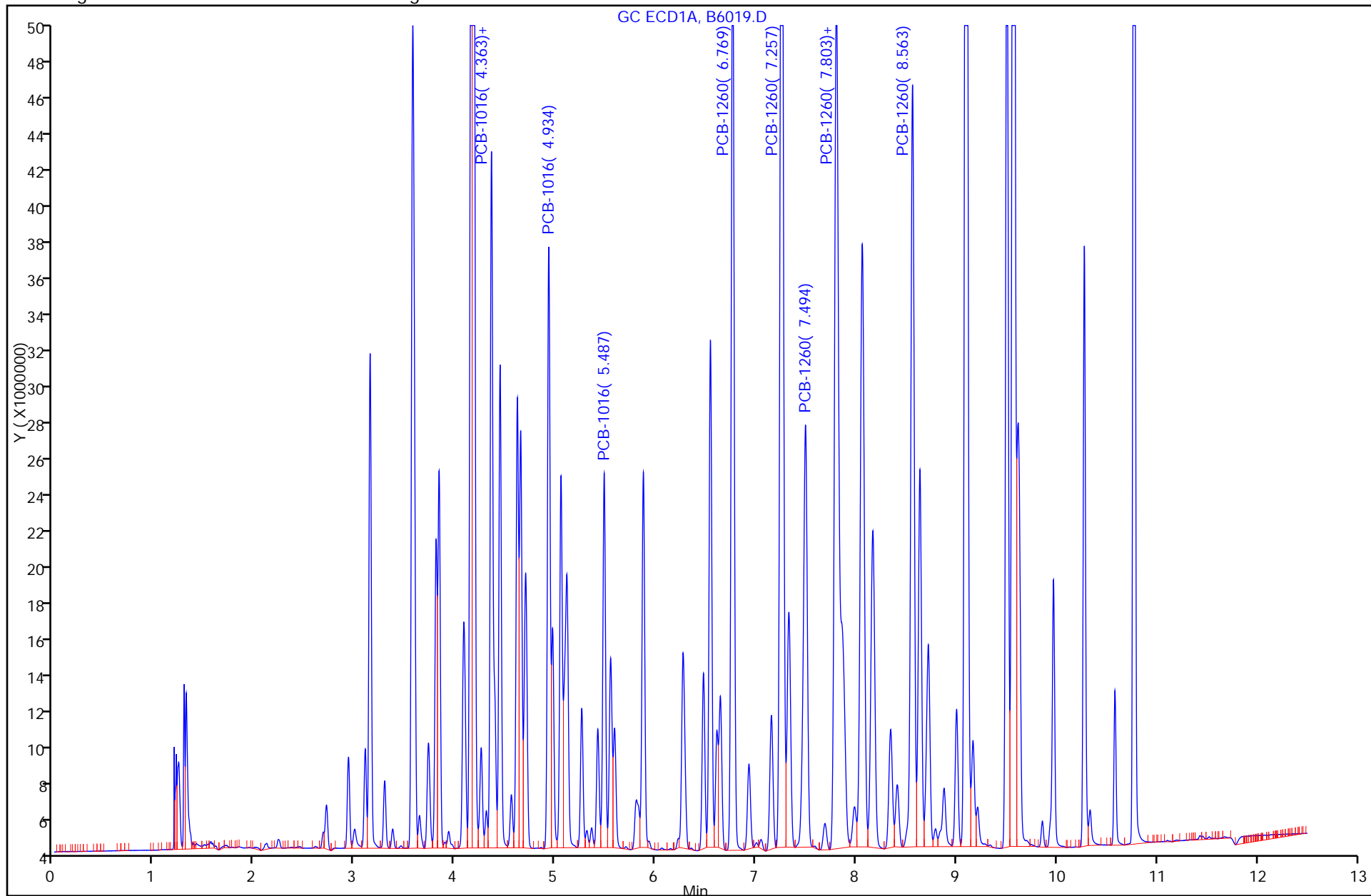
Lims Batch ID: 91178

Lims Sample ID: 29

Operator ID:

Injection Vol: 1.00 ul

Y Scaling: Method Defined: Scale to the Nth Largest Peak: 10





FORM VII  
PCBS CONTINUING CALIBRATION DATA

Lab Name: TestAmerica Valparaiso Job No.: 510-73461-1  
 SDG No.: \_\_\_\_\_  
 Lab Sample ID: CCV1500 510-91178/40 Calibration Date: 12/16/2011 20:32  
 Instrument ID: SGCA Calib Start Date: 12/16/2011 10:18  
 GC Column: 8082/608 ID: 0.53 (mm) Calib End Date: 12/16/2011 12:21  
 Lab File ID: B6030.D Conc. Units: ug/L

ANALYTE	CURVE TYPE	AVE CF	CF	MIN CF	CALC AMOUNT	SPIKE AMOUNT	%D	MAX %D
PCB-1016 Peak 1	Qua2		42730		1450	1500	-3.3	15.0
PCB-1016 Peak 2	Qua2		90675		1440	1500	-3.7	15.0
PCB-1016 Peak 3	Qua2		74576		1490	1500	-0.7	15.0
PCB-1016 Peak 4	Qua2		57459		1480	1500	-1.3	15.0
PCB-1016 Peak 5	Qua2		36367		1480	1500	-1.5	15.0
PCB-1260 Peak 1	Qua2		99560		1440	1500	-4.1	15.0
PCB-1260 Peak 2	Qua2		151527		1460	1500	-2.8	15.0
PCB-1260 Peak 3	Qua2		60393		1460	1500	-2.8	15.0
PCB-1260 Peak 4	Qua2		157611		1460	1500	-2.8	15.0
PCB-1260 Peak 5	Qua2		94120		1460	1500	-2.9	15.0
Dibutylchlorendate	Qua2		2123766		100	100	0.2	15.0
DCB Decachlorobiphenyl	Qua2		1515104		97.1	100	-2.9	15.0

FORM VII  
PCBS CONTINUING CALIBRATION RETENTION TIME SUMMARY

Lab Name: TestAmerica Valparaiso Job No.: 510-73461-1  
 SDG No.: \_\_\_\_\_  
 Lab Sample ID: CCV1500 510-91178/40 Calibration Date: 12/16/2011 20:32  
 Instrument ID: SGCA Calib Start Date: 12/16/2011 10:18  
 GC Column: 8082/608 ID: 0.53(mm) Calib End Date: 12/16/2011 12:21  
 Lab File ID: B6030.D

Analyte	RT	RT WINDOW	
		TO	FROM
PCB-1016 Peak 1	3.16	3.06	3.26
PCB-1016 Peak 2	3.58	3.48	3.68
PCB-1016 Peak 3	4.37	4.27	4.47
PCB-1016 Peak 4	4.94	4.84	5.04
PCB-1016 Peak 5	5.49	5.39	5.59
PCB-1260 Peak 1	6.77	6.67	6.87
PCB-1260 Peak 2	7.26	7.16	7.36
PCB-1260 Peak 3	7.50	7.40	7.60
PCB-1260 Peak 4	7.81	7.71	7.91
PCB-1260 Peak 5	8.57	8.47	8.67
Dibutylchloroendate	9.57	9.47	9.67
DCB Decachlorobiphenyl	10.77	10.67	10.87

TestAmerica Laboratories  
Target Compound Quantitation Report

Data File: \\valsvr08\ChromData\SGCA\20111216-6084.b\B6030.D  
 Lims ID: ccv1500 Client ID:  
 Inject. Date: 16-Dec-2011 20:32:31 Dil. Factor: 1.0000  
 Sample Type: CCV  
 Sample ID: ccv1500  
 Misc. Info.:  
 Operator: Instrument ID: SGCA  
 Vol. Injected: 1.0000 ALS Bottle#: 25  
 Lims Batch ID: 91178 Lims Sample ID: 40  
 Sublist: chrom-PCBS\*sub13  
 Detector 1 : GC ECD1A  
 Detector 2 : GC ECD2B  
 Method: \\valsvr08\ChromData\SGCA\20111216-6084.b\PCBS.m  
 Last Update: 17-Dec-2011 13:19:31 Calib Date: 16-Dec-2011 13:41:18  
 Quant Method: External Standard Quant By: Initial Calibration  
 Last ICal File: \\valsvr08\ChromData\SGCA\20111216-6084.b\B6004.D  
 Limit Group: SGC - 1 - 8082 CAL  
 Integrator: Falcon  
 Process Host: VAL-SMS-LAB3

First Level Reviewer: iversc Date: 17-Dec-2011 13:19:31

Det	Sig	RT	EXP RT	DLT RT	Response	On-Col Amt ug/L	Ratio Range	Ratio	Flags
-----	-----	----	--------	--------	----------	-----------------	-------------	-------	-------

4 PCB-1016

1	1	3.156	3.156	0.000	64095134	1450.5		100.0	
1	2	3.581	3.581	0.000	136012675	1444.2	184.3- 244.3	212.2	
1	3	4.366	4.366	0.000	111864425	1488.8	142.9- 202.9	174.5	
1	4	4.938	4.938	0.000	86188938	1480.0	104.8- 164.8	134.5	
1	5	5.491	5.491	0.000	54550021	1477.2	54.6- 114.6	85.1	
Average of Peak Amounts =						1468.2			
2	6	3.697	3.697	0.000	33454942	1452.7		100.0	
2	7	4.271	4.271	0.000	72126137	1432.9	190.3- 250.3	215.6	
2	8	5.156	5.156	0.000	57075910	1464.9	137.1- 197.1	170.6	
2	9	5.589	5.589	0.000	26834621	1482.5	46.2- 106.2	80.2	
2	10	5.881	5.881	0.000	46139810	1461.8	105.7- 165.7	137.9	
Average of Peak Amounts =						1459.0			

RPD = 0.63

11 PCB-1260

1	1	6.773	6.773	0.000	149339437	1438.6		100.0	
1	2	7.262	7.262	0.000	227290452	1457.7	119.7- 179.7	152.2	
1	3	7.500	7.500	0.000	90589859	1457.7	29.5- 89.5	60.7	
1	4	7.808	7.808	0.000	236416139	1458.5	125.1- 185.1	158.3	
1	5	8.568	8.568	0.000	141179369	1456.1	63.3- 123.3	94.5	
Average of Peak Amounts =						1453.7			
2	6	7.845	7.845	0.000	45391139	1483.6		100.0	
2	7	8.214	8.214	0.000	87469337	1446.3	169.1- 229.1	192.7	
2	8	8.642	8.642	0.000	106395275	1433.7	216.2- 276.2	234.4	
2	9	9.361	9.361	0.000	81087230	1471.6	152.9- 212.9	178.6	
2	10	9.751	9.751	0.000	84057759	1435.5	164.1- 224.1	185.2	
Average of Peak Amounts =						1454.1			

RPD = 0.03

Data File: \\valsvr08\ChromData\SGCA\20111216-6084.b\B6030.D

Det	Sig	RT	EXP RT	DLT RT	Response	On-Col Amt ug/L	Ratio Range	Ratio	Flags
-----	-----	----	-----------	-----------	----------	--------------------	-------------	-------	-------

## \$ 3 Dibutylchlorendate

1	1	9.573	9.573	0.000	212376581	100.2			
2	2	10.265	10.265	0.000	67343600	89.3			
							RPD = 11.48		

## \$ 2 DCB Decachlorobiphenyl

1	1	10.774	10.774	0.000	151510420	97.1			
2	2	11.585	11.585	0.000	88472755	92.0			
							RPD = 5.43		

Report Date: 17-Dec-2011 13:19:31

Chrom Revision: 1.2 13-Jul-2011 10:43:06

Data File: \\valsvr08\ChromData\SGCA\20111216-6084.b\B6030.D

Injection Date: 16-Dec-2011 20:32:31

Limit Group: SGC - 1 - 8082 CAL

Client ID:

Instrument ID: SGCA

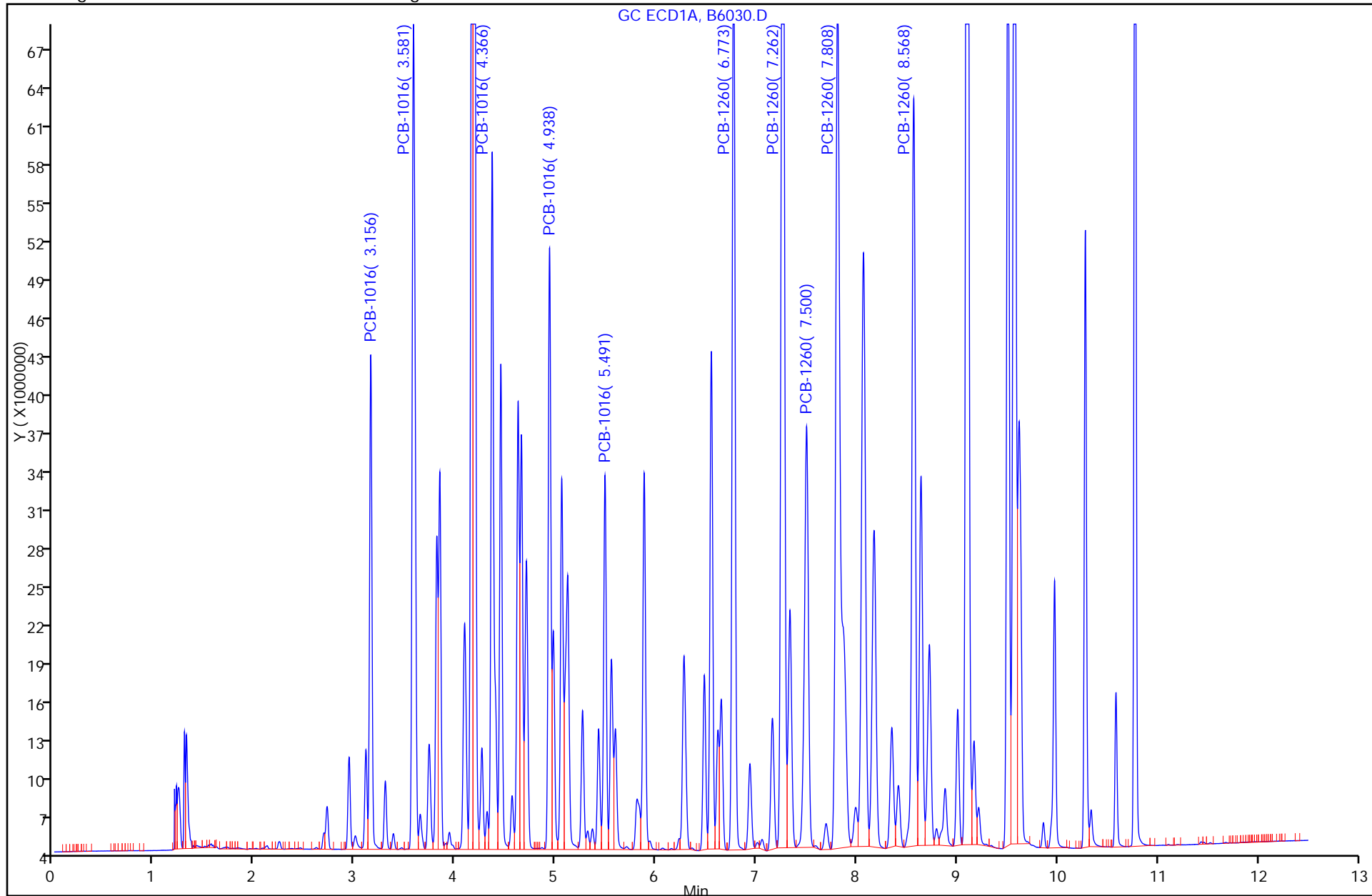
Lims Batch ID: 91178

Lims Sample ID: 40

Operator ID:

Injection Vol: 1.00 ul

Y Scaling: Method Defined: Scale to the Nth Largest Peak: 10



FORM VII  
PCBS CONTINUING CALIBRATION DATA

Lab Name: TestAmerica Valparaiso Job No.: 510-73461-1  
 SDG No.: \_\_\_\_\_  
 Lab Sample ID: CCV1000 510-91178/52 Calibration Date: 12/16/2011 23:36  
 Instrument ID: SGCA Calib Start Date: 12/16/2011 10:18  
 GC Column: 8082/608 ID: 0.53 (mm) Calib End Date: 12/16/2011 12:21  
 Lab File ID: B6042.D Conc. Units: ug/L

ANALYTE	CURVE TYPE	AVE CF	CF	MIN CF	CALC AMOUNT	SPIKE AMOUNT	%D	MAX %D
PCB-1016 Peak 1	Qua2		44294		974	1000	-2.6	15.0
PCB-1016 Peak 2	Qua2		93467		963	1000	-3.7	15.0
PCB-1016 Peak 3	Qua2		76499		1000	1000	0.4	15.0
PCB-1016 Peak 4	Qua2		58833		996	1000	-0.5	15.0
PCB-1016 Peak 5	Qua2		36858		979	1000	-2.1	15.0
PCB-1260 Peak 1	Qua2		102784		974	1000	-2.6	15.0
PCB-1260 Peak 2	Qua2		154719		983	1000	-1.7	15.0
PCB-1260 Peak 3	Qua2		61203		985	1000	-1.5	15.0
PCB-1260 Peak 4	Qua2		160648		985	1000	-1.6	15.0
PCB-1260 Peak 5	Qua2		96075		981	1000	-1.9	15.0
Dibutylchloredate	Qua2		2018145		96.1	100	-3.9	15.0
DCB Decachlorobiphenyl	Qua2		1635399		105	100	4.6	15.0

FORM VII  
PCBS CONTINUING CALIBRATION RETENTION TIME SUMMARY

Lab Name: TestAmerica Valparaiso Job No.: 510-73461-1  
 SDG No.: \_\_\_\_\_  
 Lab Sample ID: CCV1000 510-91178/52 Calibration Date: 12/16/2011 23:36  
 Instrument ID: SGCA Calib Start Date: 12/16/2011 10:18  
 GC Column: 8082/608 ID: 0.53(mm) Calib End Date: 12/16/2011 12:21  
 Lab File ID: B6042.D

Analyte	RT	RT WINDOW	
		TO	FROM
PCB-1016 Peak 1	3.15	3.05	3.25
PCB-1016 Peak 2	3.58	3.48	3.68
PCB-1016 Peak 3	4.36	4.26	4.46
PCB-1016 Peak 4	4.94	4.84	5.04
PCB-1016 Peak 5	5.49	5.39	5.59
PCB-1260 Peak 1	6.77	6.67	6.87
PCB-1260 Peak 2	7.26	7.16	7.36
PCB-1260 Peak 3	7.50	7.40	7.60
PCB-1260 Peak 4	7.81	7.71	7.91
PCB-1260 Peak 5	8.56	8.46	8.66
Dibutylchloroendate	9.57	9.47	9.67
DCB Decachlorobiphenyl	10.77	10.67	10.87

TestAmerica Laboratories  
Target Compound Quantitation Report

Data File: \\valsvr08\ChromData\SGCA\20111216-6084.b\B6042.D  
 Lims ID: ccv1000 Client ID:  
 Inject. Date: 16-Dec-2011 23:36:50 Dil. Factor: 1.0000  
 Sample Type: CCV  
 Sample ID: ccv1000  
 Misc. Info.:  
 Operator: Instrument ID: SGCA  
 Vol. Injected: 1.0000 ALS Bottle#: 24  
 Lims Batch ID: 91178 Lims Sample ID: 52  
 Sublist: chrom-PCBS\*sub13  
 Detector 1 : GC ECD1A  
 Detector 2 : GC ECD2B  
 Method: \\valsvr08\ChromData\SGCA\20111216-6084.b\PCBS.m  
 Last Update: 17-Dec-2011 13:20:09 Calib Date: 16-Dec-2011 13:41:18  
 Quant Method: External Standard Quant By: Initial Calibration  
 Last ICal File: \\valsvr08\ChromData\SGCA\20111216-6084.b\B6004.D  
 Limit Group: SGC - 1 - 8082 CAL  
 Integrator: Falcon  
 Process Host: VAL-SMS-LAB3

First Level Reviewer: iversc Date: 17-Dec-2011 13:20:09

Det	Sig	RT	EXP RT	DLT RT	Response	On-Col Amt ug/L	Ratio Range	Ratio	Flags
-----	-----	----	--------	--------	----------	-----------------	-------------	-------	-------

4 PCB-1016

1	1	3.153	3.153	0.000	44294136	973.9		100.0	
1	2	3.579	3.579	0.000	93467006	963.0	184.3- 244.3	211.0	
1	3	4.364	4.364	0.000	76498773	1003.6	142.9- 202.9	172.7	
1	4	4.935	4.935	0.000	58833099	995.5	104.8- 164.8	132.8	
1	5	5.488	5.488	0.000	36857860	979.1	54.6- 114.6	83.2	
Average of Peak Amounts =						983.0			
2	6	3.696	3.696	0.000	23506470	988.1		100.0	
2	7	4.268	4.268	0.000	50739275	974.5	190.3- 250.3	215.9	
2	8	5.155	5.155	0.000	39586150	980.9	137.1- 197.1	168.4	
2	9	5.587	5.587	0.000	18026922	961.0	46.2- 106.2	76.7	
2	10	5.880	5.880	0.000	31848603	977.9	105.7- 165.7	135.5	
Average of Peak Amounts =						976.5			

RPD = 0.67

11 PCB-1260

1	1	6.771	6.771	0.000	102783583	974.3		100.0	
1	2	7.259	7.259	0.000	154718543	982.8	119.7- 179.7	150.5	
1	3	7.496	7.496	0.000	61202876	985.2	29.5- 89.5	59.5	
1	4	7.805	7.805	0.000	160648291	984.5	125.1- 185.1	156.3	
1	5	8.564	8.564	0.000	96075332	980.8	63.3- 123.3	93.5	
Average of Peak Amounts =						981.5			
2	6	7.841	7.841	0.000	30780600	986.9		100.0	
2	7	8.209	8.209	0.000	60757982	979.2	169.1- 229.1	197.4	
2	8	8.639	8.639	0.000	74002956	968.9	216.2- 276.2	240.4	
2	9	9.358	9.358	0.000	56557245	1011.2	152.9- 212.9	183.7	
2	10	9.749	9.749	0.000	59048976	982.7	164.1- 224.1	191.8	
Average of Peak Amounts =						985.8			

RPD = 0.43



Data File: \\valsvr08\ChromData\SGCA\20111216-6084.b\B6042.D

Det	Sig	RT	EXP RT	DLT RT	Response	On-Col Amt ug/L	Ratio Range	Ratio	Flags
-----	-----	----	-----------	-----------	----------	--------------------	-------------	-------	-------

## \$ 3 Dibutylchlorendate

1	1	9.571	9.571	0.000	201814512	96.1			
2	2	10.263	10.263	0.000	72298345	95.3			

RPD = 0.88

## \$ 2 DCB Decachlorobiphenyl

1	1	10.774	10.774	0.000	163539908	104.6			
2	2	11.583	11.583	0.000	95432172	99.0			

RPD = 5.53

Report Date: 17-Dec-2011 13:20:09

Chrom Revision: 1.2 13-Jul-2011 10:43:06

Data File: \\valsvr08\ChromData\SGCA\20111216-6084.b\B6042.D

Injection Date: 16-Dec-2011 23:36:50

Limit Group: SGC - 1 - 8082 CAL

Client ID:

Instrument ID: SGCA

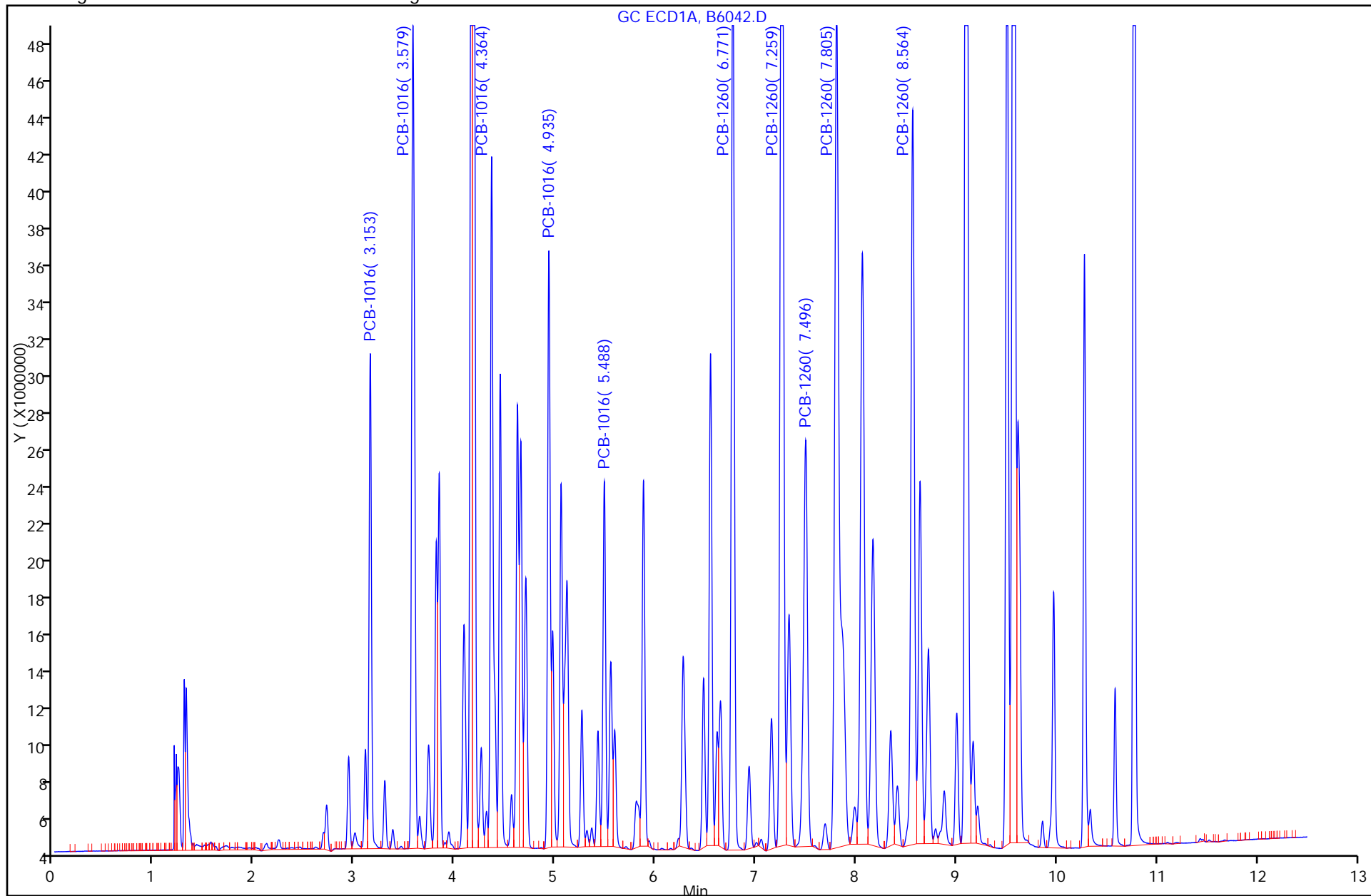
Lims Batch ID: 91178

Lims Sample ID: 52

Operator ID:

Injection Vol: 1.00 ul

Y Scaling: Method Defined: Scale to the Nth Largest Peak: 10



FORM I  
PCBS ORGANICS ANALYSIS DATA SHEET

Lab Name: TestAmerica Valparaiso Job No.: 510-73461-1  
 SDG No.: \_\_\_\_\_  
 Client Sample ID: \_\_\_\_\_ Lab Sample ID: MB 510-91165/1-A  
 Matrix: Solid Lab File ID: B6025.D  
 Analysis Method: 8082 Date Collected: \_\_\_\_\_  
 Extraction Method: 3546 Date Extracted: 12/16/2011 08:28  
 Sample wt/vol: 15(g) Date Analyzed: 12/16/2011 19:15  
 Con. Extract Vol.: 5(mL) Dilution Factor: 1  
 Injection Volume: 1(uL) GC Column: 8082/608 ID: 0.53(mm)  
 % Moisture: \_\_\_\_\_ GPC Cleanup: (Y/N) N  
 Analysis Batch No.: 91178 Units: mg/Kg

CAS NO.	COMPOUND NAME	RESULT	Q	RL	MDL
12674-11-2	PCB-1016	<0.020		0.020	0.0023
11104-28-2	PCB-1221	<0.020		0.020	0.0066
11141-16-5	PCB-1232	<0.020		0.020	0.0014
53469-21-9	PCB-1242	<0.020		0.020	0.0038
12672-29-6	PCB-1248	<0.020		0.020	0.0035
11097-69-1	PCB-1254	<0.020		0.020	0.0032
11096-82-5	PCB-1260	<0.020		0.020	0.0016

CAS NO.	SURROGATE	%REC	Q	LIMITS
2051-24-3	DCB Decachlorobiphenyl	92		14-147
1770-80-5	Dibutylchloredate	59		10-132

TestAmerica Laboratories  
Target Compound Quantitation Report

Data File: \\valsvr08\ChromData\SGCA\20111216-6084.b\B6025.D  
 Lims ID: MB 510-91165/1-A Client ID:  
 Inject. Date: 16-Dec-2011 19:15:41 Dil. Factor: 1.0000  
 Sample Type: MB  
 Sample ID: mb 510-91165/1-a  
 Misc. Info.:  
 Operator: Instrument ID: SGCA  
 Vol. Injected: 1.0000 ALS Bottle#: 26  
 Lims Batch ID: 91178 Lims Sample ID: 35  
 Detector 1 : GC ECD1A  
 Detector 2 : GC ECD2B  
 Method: \\valsvr08\ChromData\SGCA\20111216-6084.b\PCBS.m  
 Last Update: 17-Dec-2011 13:20:09 Calib Date: 16-Dec-2011 13:41:18  
 Quant Method: External Standard Quant By: Initial Calibration  
 Last ICal File: \\valsvr08\ChromData\SGCA\20111216-6084.b\B6004.D  
 Limit Group: SGC - 1 - 8082 CAL  
 Integrator: Falcon  
 Process Host: VAL-SMS-LAB3

First Level Reviewer: iversc Date: 17-Dec-2011 13:36:20

Det	Sig	RT	EXP RT	DLT RT	Response	On-Col Amt ug/L	Ratio Range	Ratio	Flags
\$	1								1
	1		0.0						
									1
	1		0.0						
	1		2.239						
	1	2	2.936						
	1	3	3.103						
	1	4	3.151						
	1	5	4.362						
	2	6	2.496						
	2	7	2.922						
	2	8	3.418						
	2	9	3.611						
	2	10	3.695						

Data File: \\valsrv08\ChromData\SGCA\20111216-6084.b\B6025.D

Det	Sig	RT	EXP RT	DLT RT	Response	On-Col Amt ug/L	Ratio Range	Ratio	Flags
-----	-----	----	-----------	-----------	----------	--------------------	-------------	-------	-------

## 7 PCB-1232

1	1		2.936						
1	2		3.152						
1	3		3.579						
1	4		4.364						
1	5		4.449						
2	6		2.496						
2	7		3.695						
2	8		4.269						
2	9		5.154						
2	10		5.879						

## 10 PCB-1242

1	1		3.150						
1	2		3.577						
1	3		4.446						
1	4		5.111						
1	5		5.589						
2	6		3.694						
2	7		4.267						
2	8		5.152						
2	9		6.549						
2	10		6.935						

## 4 PCB-1016

1	1		3.156						
1	2		3.581						
1	3		4.366						
1	4		4.938						
1	5		5.491						
2	6		3.697						
2	7		4.271						
2	8		5.156						
2	9		5.589						
2	10		5.881						

## 6 PCB-1248

1	1		3.577						
1	2		4.186						
1	3		5.056						
1	4		5.591						
1	5		6.477						
2	6		4.269						
2	7		5.152						
2	8		5.880						
2	9		6.549						
2	10		6.938						

Det	Sig	RT	EXP RT	DLT RT	Response	On-Col Amt ug/L	Ratio Range	Ratio	Flags
-----	-----	----	--------	--------	----------	-----------------	-------------	-------	-------

9 PCB-1254

1	1	5.564
1	2	6.303
1	3	6.489
1	4	6.940
1	5	7.818
2	6	6.554
2	7	6.870
2	8	7.773
2	9	8.292
2	10	9.233

11 PCB-1260

1	1	6.773
1	2	7.262
1	3	7.500
1	4	7.808
1	5	8.568
2	6	7.845
2	7	8.214
2	8	8.642
2	9	9.361
2	10	9.751

\$ 3 Dibutylchloroendate

1	1	9.574	9.573	0.001	112181007	58.5
2	2	10.263	10.265	-0.002	54873318	73.9

RPD = 23.26

\$ 2 DCB Decachlorobiphenyl

1	1	10.773	10.774	-0.001	142706581	91.6
2	2	11.584	11.585	-0.001	82940091	86.4

RPD = 5.87

QC Flag Legend

Processing Flags

1 - Missing Peaks

Report Date: 17-Dec-2011 13:36:20

Chrom Revision: 1.2 13-Jul-2011 10:43:06

Data File: \\valsvr08\ChromData\SGCA\20111216-6084.b\B6025.D

Injection Date: 16-Dec-2011 19:15:41

Limit Group: SGC - 1 - 8082 CAL

Client ID:

Instrument ID: SGCA

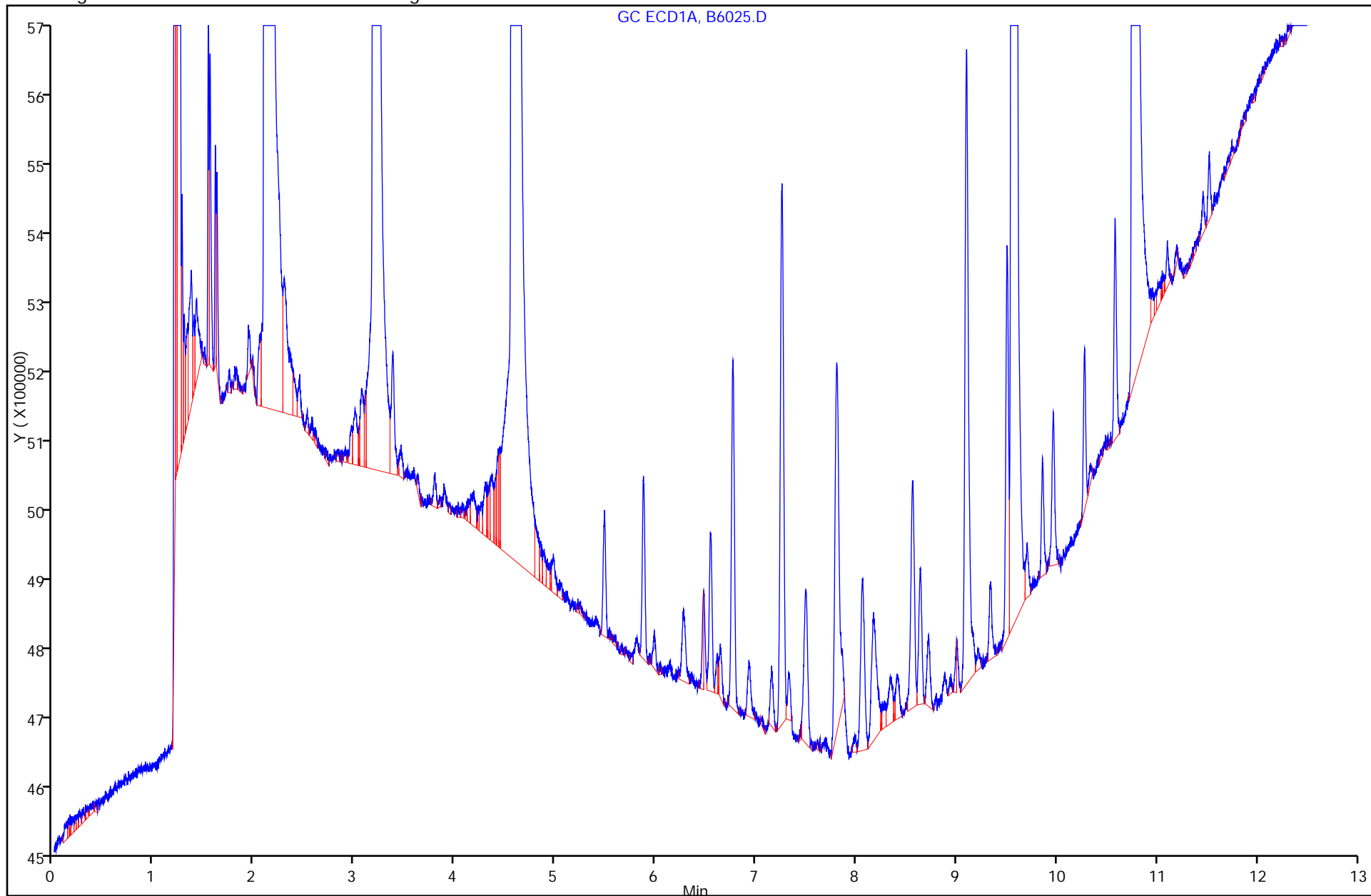
Lims Batch ID: 91178

Lims Sample ID: 35

Operator ID:

Injection Vol: 1.00 ul

Y Scaling: Method Defined: Scale to the Nth Largest Peak: 10



FORM I  
PCBS ORGANICS ANALYSIS DATA SHEET

Lab Name: TestAmerica Valparaiso Job No.: 510-73461-1  
 SDG No.: \_\_\_\_\_  
 Client Sample ID: \_\_\_\_\_ Lab Sample ID: LCS 510-91165/2-A  
 Matrix: Solid Lab File ID: B6026.D  
 Analysis Method: 8082 Date Collected: \_\_\_\_\_  
 Extraction Method: 3546 Date Extracted: 12/16/2011 08:28  
 Sample wt/vol: 15(g) Date Analyzed: 12/16/2011 19:31  
 Con. Extract Vol.: 5(mL) Dilution Factor: 1  
 Injection Volume: 1(uL) GC Column: 8082/608 ID: 0.53(mm)  
 % Moisture: \_\_\_\_\_ GPC Cleanup: (Y/N) N  
 Analysis Batch No.: 91178 Units: mg/Kg

CAS NO.	COMPOUND NAME	RESULT	Q	RL	MDL
12674-11-2	PCB-1016	0.313		0.020	0.0023
11096-82-5	PCB-1260	0.321		0.020	0.0016

CAS NO.	SURROGATE	%REC	Q	LIMITS
2051-24-3	DCB Decachlorobiphenyl	94		14-147
1770-80-5	Dibutylchloredate	74		10-132



TestAmerica Laboratories  
Target Compound Quantitation Report

Data File: \\valsvr08\ChromData\SGCA\20111216-6084.b\B6026.D  
 Lims ID: LCS 510-91165/2-A Client ID:  
 Inject. Date: 16-Dec-2011 19:31:02 Dil. Factor: 1.0000  
 Sample Type: LCS  
 Sample ID: lcs 510-91165/2-a  
 Misc. Info.:  
 Operator: Instrument ID: SGCA  
 Vol. Injected: 1.0000 ALS Bottle#: 27  
 Lims Batch ID: 91178 Lims Sample ID: 36  
 Detector 1 : GC ECD1A  
 Detector 2 : GC ECD2B  
 Method: \\valsvr08\ChromData\SGCA\20111216-6084.b\PCBS.m  
 Last Update: 17-Dec-2011 13:20:09 Calib Date: 16-Dec-2011 13:41:18  
 Quant Method: External Standard Quant By: Initial Calibration  
 Last ICal File: \\valsvr08\ChromData\SGCA\20111216-6084.b\B6004.D  
 Limit Group: SGC - 1 - 8082 CAL  
 Integrator: Falcon  
 Process Host: VAL-SMS-LAB3

First Level Reviewer: iversc Date: 17-Dec-2011 13:36:44

Det	Sig	RT	EXP RT	DLT RT	Response	On-Col Amt ug/L	Ratio Range	Ratio	Flags	
4 PCB-1016										
1	1	3.155	3.156	-0.001	40337975	881.8		100.0		
1	2	3.581	3.581	0.000	90416962	929.6	184.3- 244.3	224.1		
1	3	4.366	4.366	0.000	74837616	981.1	142.9- 202.9	185.5		
1	4	4.938	4.938	0.000	56295386	951.1	104.8- 164.8	139.6		
1	5	5.489	5.491	-0.002	35668218	946.2	54.6- 114.6	88.4		
		Average of Peak Amounts =				938.0				
2	6	3.697	3.697	0.000	21375336	892.2		100.0		
2	7	4.270	4.271	-0.001	48811733	934.7	190.3- 250.3	228.4		
2	8	5.156	5.156	0.000	38572650	953.8	137.1- 197.1	180.5		
2	9	5.589	5.589	0.000	18618773	994.9	46.2- 106.2	87.1		
2	10	5.880	5.881	-0.001	30577517	936.3	105.7- 165.7	143.1		
		Average of Peak Amounts =				942.4				
		RPD = 0.47								
11 PCB-1260										
1	1	6.772	6.773	-0.001	100576017	952.6		100.0		
1	2	7.261	7.262	-0.001	156536701	994.6	119.7- 179.7	155.6		
1	3	7.499	7.500	-0.001	60935655	980.8	29.5- 89.5	60.6		
1	4	7.808	7.808	0.000	170247217	1044.4	125.1- 185.1	169.3		
1	5	8.565	8.568	-0.003	83217829	846.5	63.3- 123.3	82.7		
		Average of Peak Amounts =				963.8				
2	6	7.842	7.845	-0.003	29027362	928.3		100.0		
2	7	8.211	8.214	-0.003	58827582	946.3	169.1- 229.1	202.7		
2	8	8.640	8.642	-0.002	72922688	953.9	216.2- 276.2	251.2		
2	9	9.359	9.361	-0.002	47290770	840.2	152.9- 212.9	162.9		
2	10	9.749	9.751	-0.002	52244765	863.2	164.1- 224.1	180.0		
		Average of Peak Amounts =				906.4				
		RPD = 6.14								

Data File: \\valsvr08\ChromData\SGCA\20111216-6084.b\B6026.D

Det	Sig	RT	EXP RT	DLT RT	Response	On-Col Amt ug/L	Ratio Range	Ratio	Flags
-----	-----	----	-----------	-----------	----------	--------------------	-------------	-------	-------

## \$ 3 Dibutylchlorendate

1	1	9.573	9.573	0.000	146693325	73.8			
2	2	10.263	10.265	-0.002	54036824	72.8			
							RPD =	1.33	

## \$ 2 DCB Decachlorobiphenyl

1	1	10.774	10.774	0.000	146266089	93.8			
2	2	11.584	11.585	-0.001	85084759	88.5			
							RPD =	5.79	

Report Date: 17-Dec-2011 13:36:44

Chrom Revision: 1.2 13-Jul-2011 10:43:06

Data File: \\valsvr08\ChromData\SGCA\20111216-6084.b\B6026.D

Injection Date: 16-Dec-2011 19:31:02

Limit Group: SGC - 1 - 8082 CAL

Client ID:

Instrument ID: SGCA

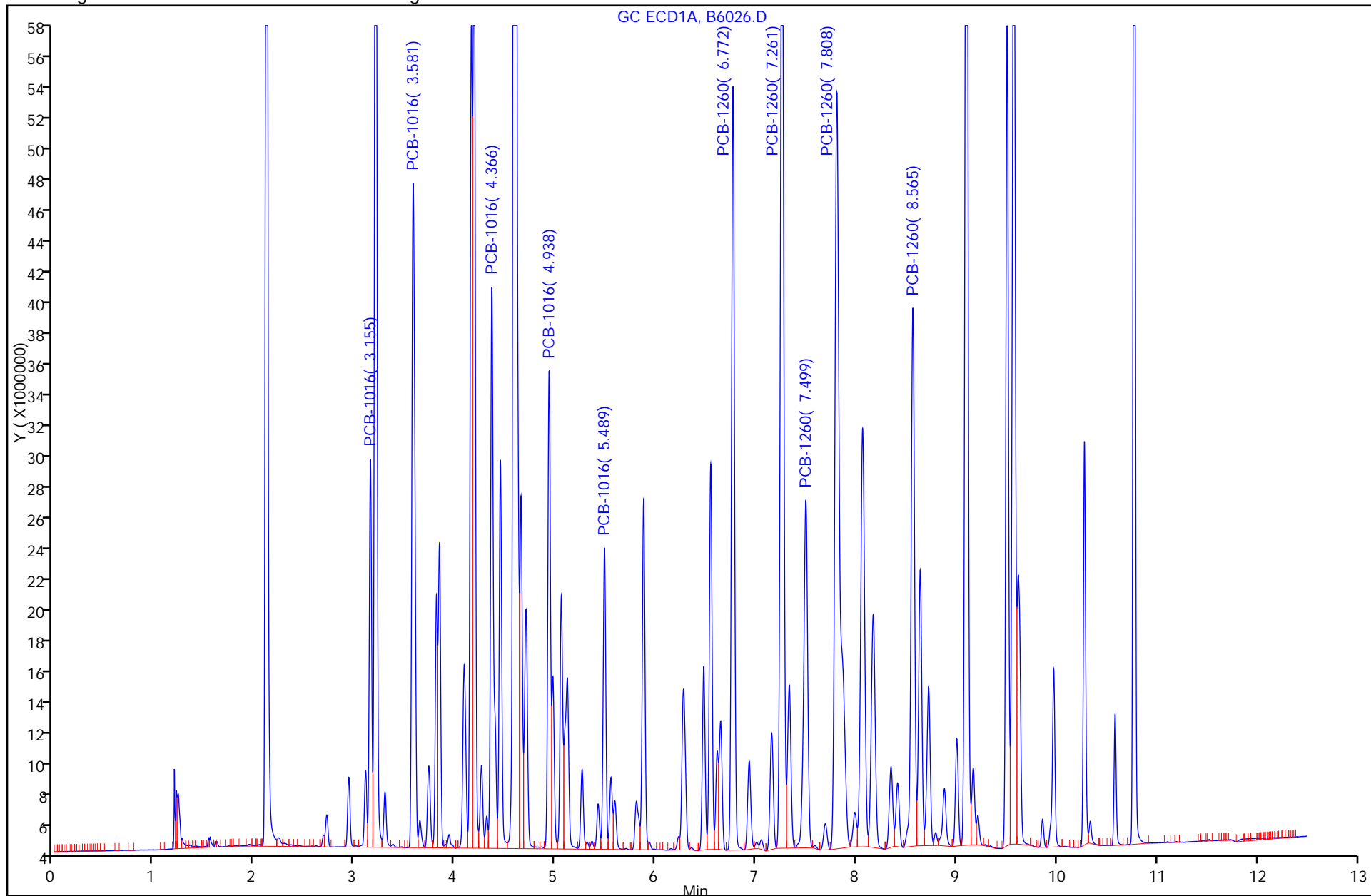
Lims Batch ID: 91178

Lims Sample ID: 36

Operator ID:

Injection Vol: 1.00 ul

Y Scaling: Method Defined: Scale to the Nth Largest Peak: 10



FORM I  
PCBS ORGANICS ANALYSIS DATA SHEET

Lab Name: TestAmerica Valparaiso Job No.: 510-73461-1  
 SDG No.: \_\_\_\_\_  
 Client Sample ID: TRC-14 MS DL Lab Sample ID: 510-73461-7 MS DL  
 Matrix: Solid Lab File ID: B6033.D  
 Analysis Method: 8082 Date Collected: 12/15/2011 00:00  
 Extraction Method: 3546 Date Extracted: 12/16/2011 08:28  
 Sample wt/vol: 15.44(g) Date Analyzed: 12/16/2011 21:18  
 Con. Extract Vol.: 5(mL) Dilution Factor: 10  
 Injection Volume: 1(uL) GC Column: 8082/608 ID: 0.53(mm)  
 % Moisture: 3.2 GPC Cleanup: (Y/N) N  
 Analysis Batch No.: 91178 Units: mg/Kg

CAS NO.	COMPOUND NAME	RESULT	Q	RL	MDL
12674-11-2	PCB-1016	0.343		0.20	0.023
11096-82-5	PCB-1260	2.17		0.20	0.016

CAS NO.	SURROGATE	%REC	Q	LIMITS
2051-24-3	DCB Decachlorobiphenyl	0	D	14-147
1770-80-5	Dibutylchloredate	0	D	10-132

TestAmerica Laboratories  
Target Compound Quantitation Report

Data File: \\valsvr08\ChromData\SGCA\20111216-6084.b\B6033.D

Lims ID: 510-73461-A-7-B MS Client ID:  
Inject. Date: 16-Dec-2011 21:18:36 Dil. Factor: 1.0000

Sample Type: MS  
Sample ID: 510-73461-a-7-b ms

Misc. Info.:  
Operator: Instrument ID: SGCA  
Vol. Injected: 1.0000 ALS Bottle#: 33  
Lims Batch ID: 91178 Lims Sample ID: 43

Detector 1 : GC ECD1A  
Detector 2 : GC ECD2B

Method: \\valsvr08\ChromData\SGCA\20111216-6084.b\PCBS.m  
Last Update: 17-Dec-2011 13:20:09 Calib Date: 16-Dec-2011 13:41:18  
Quant Method: External Standard Quant By: Initial Calibration  
Last ICal File: \\valsvr08\ChromData\SGCA\20111216-6084.b\B6004.D  
Limit Group: SGC - 1 - 8082 CAL  
Integrator: Falcon  
Process Host: VAL-SMS-LAB3

First Level Reviewer: iversc Date: 17-Dec-2011 13:40:08

Det	Sig	RT	EXP RT	DLT RT	Response	On-Col Amt ug/L	Ratio Range	Ratio	Flags
-----	-----	----	--------	--------	----------	-----------------	-------------	-------	-------

4 PCB-1016

1	1	3.155	3.156	-0.001	4993350	99.5		100.0	
1	2	3.581	3.581	0.000	10830427	100.0	184.3- 244.3	216.9	
1	3	4.366	4.366	0.000	8776372	104.9	142.9- 202.9	175.8	
1	4	4.938	4.938	0.000	6752172	105.4	104.8- 164.8	135.2	
1	5	0.0	5.491	-5.491	0	0	54.6- 114.6		
Average of Peak Amounts =						102.4			
2	6	3.698	3.697	0.001	2713632	100.0		100.0	
2	7	4.271	4.271	0.000	6240308	106.3	190.3- 250.3	230.0	
2	8	5.158	5.156	0.002	4812816	102.4	137.1- 197.1	177.4	
2	9	5.590	5.589	0.001	2330372	112.5	46.2- 106.2	85.9	
2	10	5.882	5.881	0.001	3898870	107.5	105.7- 165.7	143.7	
Average of Peak Amounts =						105.7			

RPD = 3.18

11 PCB-1260

1	1	6.772	6.773	-0.001	67571210	631.5		100.0	
1	2	7.263	7.262	0.001	109320910	689.1	119.7- 179.7	161.8	
1	3	7.500	7.500	0.000	40967420	658.2	29.5- 89.5	60.6	
1	4	7.810	7.808	0.002	119148379	726.5	125.1- 185.1	176.3	
1	5	8.567	8.568	-0.001	52908962	532.2	63.3- 123.3	78.3	
Average of Peak Amounts =						647.5			
2	6	7.845	7.845	0.000	18800685	591.5		100.0	
2	7	8.215	8.214	0.001	39951581	630.1	169.1- 229.1	212.5	
2	8	8.641	8.642	-0.001	51419626	659.1	216.2- 276.2	273.5	
2	9	9.361	9.361	0.000	29443354	515.4	152.9- 212.9	156.6	
2	10	9.751	9.751	0.000	33866153	547.6	164.1- 224.1	180.1	
Average of Peak Amounts =						588.7			

RPD = 9.51

Data File: \\valsvr08\ChromData\SGCA\20111216-6084.b\B6033.D

Det	Sig	RT	EXP RT	DLT RT	Response	On-Col Amt ug/L	Ratio Range	Ratio	Flags
-----	-----	----	-----------	-----------	----------	--------------------	-------------	-------	-------

## \$ 3 Dibutylchlorendate

1 1 9.573

2 2 10.265

## \$ 2 DCB Decachlorobiphenyl

1 1 10.774

2 2 11.585

Report Date: 17-Dec-2011 13:40:08

Chrom Revision: 1.2 13-Jul-2011 10:43:06

Data File: \\valsvr08\ChromData\SGCA\20111216-6084.b\B6033.D

Injection Date: 16-Dec-2011 21:18:36

Limit Group: SGC - 1 - 8082 CAL

Client ID:

Instrument ID: SGCA

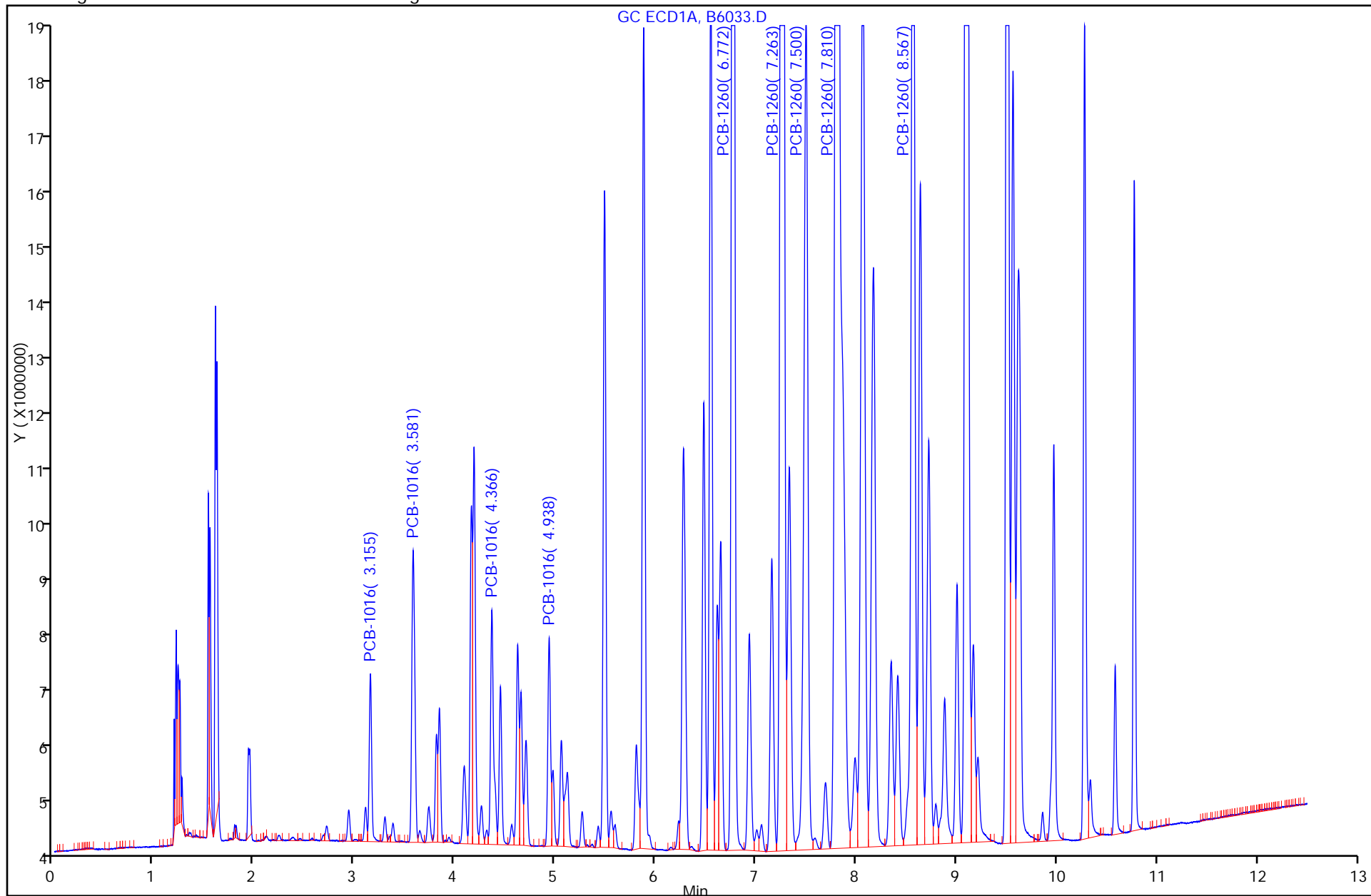
Lims Batch ID: 91178

Lims Sample ID: 43

Operator ID:

Injection Vol: 1.00 ul

Y Scaling: Method Defined: Scale to the Nth Largest Peak: 10



FORM I  
PCBS ORGANICS ANALYSIS DATA SHEET

Lab Name: TestAmerica Valparaiso Job No.: 510-73461-1  
 SDG No.: \_\_\_\_\_  
 Client Sample ID: TRC-14 MSD DL Lab Sample ID: 510-73461-7 MSD DL  
 Matrix: Solid Lab File ID: B6034.D  
 Analysis Method: 8082 Date Collected: 12/15/2011 00:00  
 Extraction Method: 3546 Date Extracted: 12/16/2011 08:28  
 Sample wt/vol: 15.90(g) Date Analyzed: 12/16/2011 21:33  
 Con. Extract Vol.: 5(mL) Dilution Factor: 10  
 Injection Volume: 1(uL) GC Column: 8082/608 ID: 0.53(mm)  
 % Moisture: 3.2 GPC Cleanup: (Y/N) N  
 Analysis Batch No.: 91178 Units: mg/Kg

CAS NO.	COMPOUND NAME	RESULT	Q	RL	MDL
12674-11-2	PCB-1016	0.372		0.19	0.022
11096-82-5	PCB-1260	0.548		0.19	0.016

CAS NO.	SURROGATE	%REC	Q	LIMITS
2051-24-3	DCB Decachlorobiphenyl	0	D	14-147
1770-80-5	Dibutylchloredate	0	D	10-132



TestAmerica Laboratories  
Target Compound Quantitation Report

Data File: \\valsvr08\ChromData\SGCA\20111216-6084.b\B6034.D  
 Lims ID: 510-73461-A-7-C MSD Client ID:  
 Inject. Date: 16-Dec-2011 21:33:57 Dil. Factor: 1.0000  
 Sample Type: MSD  
 Sample ID: 510-73461-a-7-c msd  
 Misc. Info.:  
 Operator: Instrument ID: SGCA  
 Vol. Injected: 1.0000 ALS Bottle#: 34  
 Lims Batch ID: 91178 Lims Sample ID: 44  
 Detector 1 : GC ECD1A  
 Detector 2 : GC ECD2B  
 Method: \\valsvr08\ChromData\SGCA\20111216-6084.b\PCBS.m  
 Last Update: 17-Dec-2011 13:20:09 Calib Date: 16-Dec-2011 13:41:18  
 Quant Method: External Standard Quant By: Initial Calibration  
 Last ICal File: \\valsvr08\ChromData\SGCA\20111216-6084.b\B6004.D  
 Limit Group: SGC - 1 - 8082 CAL  
 Integrator: Falcon  
 Process Host: VAL-SMS-LAB3

First Level Reviewer: iversc Date: 17-Dec-2011 13:40:35

Det	Sig	RT	EXP RT	DLT RT	Response	On-Col Amt ug/L	Ratio Range	Ratio	Flags
-----	-----	----	--------	--------	----------	-----------------	-------------	-------	-------

4 PCB-1016

1	1	3.155	3.156	-0.001	5276839	105.5		100.0	
1	2	3.581	3.581	0.000	10836028	100.1	184.3- 244.3	205.4	
1	3	4.367	4.366	0.001	8703945	103.9	142.9- 202.9	164.9	
1	4	4.937	4.938	-0.001	6619636	103.1	104.8- 164.8	125.4	
1	5	5.491	5.491	0.000	6460346	159.8	54.6- 114.6	122.4	
Average of Peak Amounts =						114.5			
2	6	3.697	3.697	0.000	2856537	105.8		100.0	
2	7	4.272	4.271	0.001	6271022	106.9	190.3- 250.3	219.5	
2	8	5.157	5.156	0.001	4837077	103.0	137.1- 197.1	169.3	
2	9	5.589	5.589	0.000	2306655	111.2	46.2- 106.2	80.8	
2	10	5.882	5.881	0.001	3869813	106.6	105.7- 165.7	135.5	
Average of Peak Amounts =						106.7			

RPD = 7.04

11 PCB-1260

1	1	6.772	6.773	-0.001	18907942	168.7		100.0	
1	2	7.262	7.262	0.000	29260673	177.2	119.7- 179.7	154.8	
1	3	7.500	7.500	0.000	10822294	168.9	29.5- 89.5	57.2	
1	4	7.810	7.808	0.002	31534702	185.2	125.1- 185.1	166.8	
1	5	8.567	8.568	-0.001	15021768	143.5	63.3- 123.3	79.4	
Average of Peak Amounts =						168.7			
2	6	7.845	7.845	0.000	5613346	167.7		100.0	
2	7	8.213	8.214	-0.001	11759349	175.2	169.1- 229.1	209.5	
2	8	8.642	8.642	0.000	14710179	177.1	216.2- 276.2	262.1	
2	9	9.361	9.361	0.000	8198567	136.1	152.9- 212.9	146.1	
2	10	9.750	9.751	-0.001	9994559	152.1	164.1- 224.1	178.0	
Average of Peak Amounts =						161.6			

RPD = 4.28

Data File: \\valsvr08\ChromData\SGCA\20111216-6084.b\B6034.D

Det	Sig	RT	EXP RT	DLT RT	Response	On-Col Amt ug/L	Ratio Range	Ratio	Flags
-----	-----	----	-----------	-----------	----------	--------------------	-------------	-------	-------

## \$ 3 Dibutylchlorendate

1	1	9.573
2	2	10.265

## \$ 2 DCB Decachlorobiphenyl

1	1	10.774
2	2	11.585

Report Date: 17-Dec-2011 13:40:36

Chrom Revision: 1.2 13-Jul-2011 10:43:06

Data File: \\valsvr08\ChromData\SGCA\20111216-6084.b\B6034.D

Injection Date: 16-Dec-2011 21:33:57

Limit Group: SGC - 1 - 8082 CAL

Client ID:

Instrument ID: SGCA

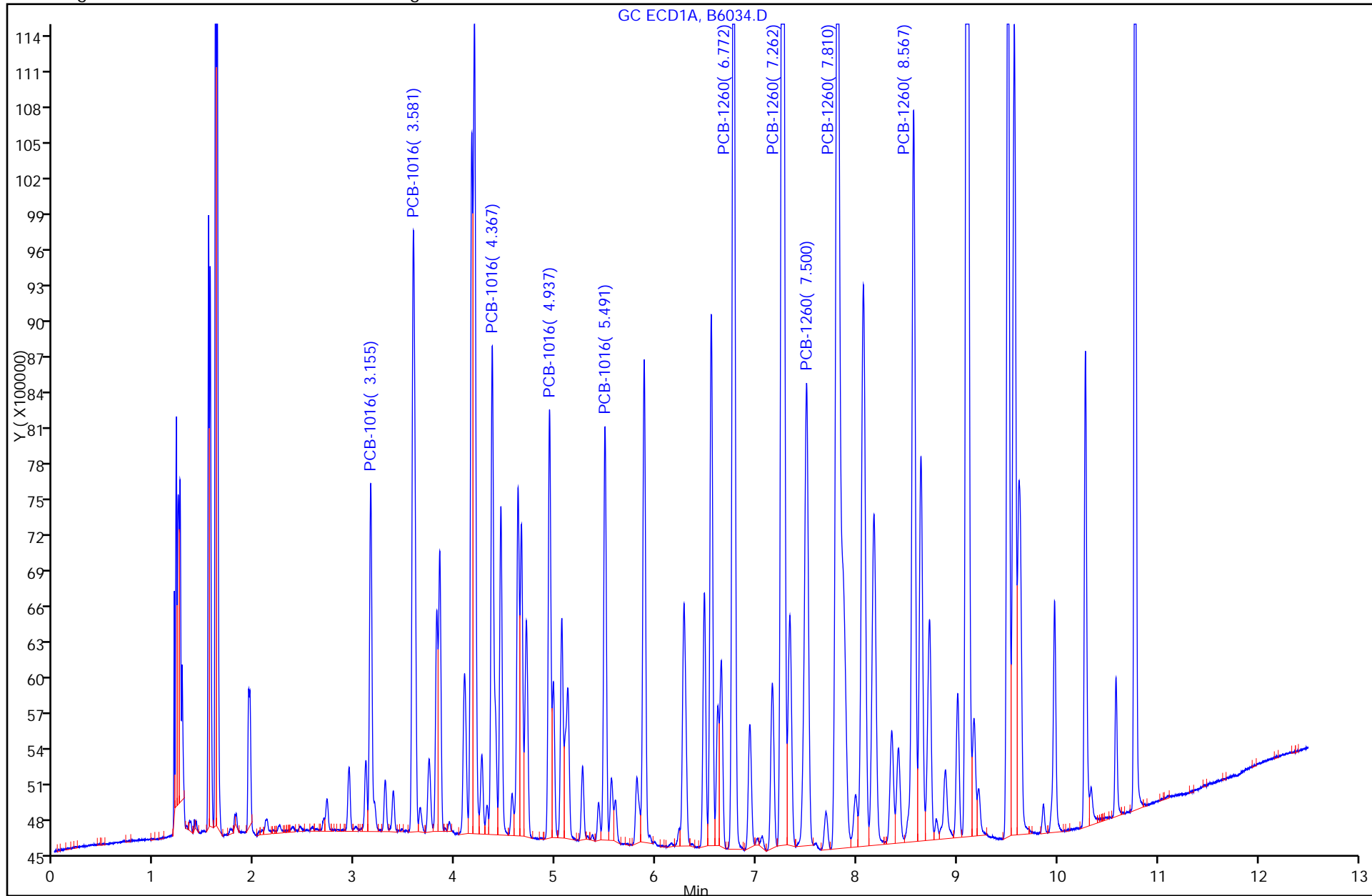
Lims Batch ID: 91178

Lims Sample ID: 44

Operator ID:

Injection Vol: 1.00 ul

Y Scaling: Method Defined: Scale to the Nth Largest Peak: 10



PCBS ANALYSIS RUN LOG

Lab Name: TestAmerica Valparaiso Job No.: 510-73461-1

SDG No.: \_\_\_\_\_

Instrument ID: SGCA Start Date: 12/16/2011 10:18

Analysis Batch Number: 91178 End Date: 12/16/2011 23:36

LAB SAMPLE ID	CLIENT SAMPLE ID	DATE ANALYZED	DILUTION FACTOR	LAB FILE ID	COLUMN ID
STD20 510-91178/1 IC		12/16/2011 10:18	1	B5991.D	8082/608 0.53 (mm)
STD20 510-91178/1 IC		12/16/2011 10:18	1		8082/608V2 0.53 (mm)
STD50 510-91178/2 IC		12/16/2011 10:33	1	B5992.D	8082/608 0.53 (mm)
STD50 510-91178/2 IC		12/16/2011 10:33	1		8082/608V2 0.53 (mm)
STD100 510-91178/3 IC		12/16/2011 10:49	1	B5993.D	8082/608 0.53 (mm)
STD100 510-91178/3 IC		12/16/2011 10:49	1		8082/608V2 0.53 (mm)
STD250 510-91178/4 IC		12/16/2011 11:04	1	B5994.D	8082/608 0.53 (mm)
STD250 510-91178/4 IC		12/16/2011 11:04	1		8082/608V2 0.53 (mm)
STD500 510-91178/5 IC		12/16/2011 11:19	1	B5995.D	8082/608 0.53 (mm)
STD500 510-91178/5 IC		12/16/2011 11:19	1		8082/608V2 0.53 (mm)
STD1000 510-91178/6 IC		12/16/2011 11:35	1	B5996.D	8082/608 0.53 (mm)
STD1000 510-91178/6 IC		12/16/2011 11:35	1		8082/608V2 0.53 (mm)
STD1500 510-91178/7 IC		12/16/2011 11:50	1	B5997.D	8082/608 0.53 (mm)
STD1500 510-91178/7 IC		12/16/2011 11:50	1		8082/608V2 0.53 (mm)
STD2000 510-91178/8 IC		12/16/2011 12:06	1	B5998.D	8082/608 0.53 (mm)
STD2000 510-91178/8 IC		12/16/2011 12:06	1		8082/608V2 0.53 (mm)
STD3000 510-91178/9 IC		12/16/2011 12:21	1	B5999.D	8082/608 0.53 (mm)
STD3000 510-91178/9 IC		12/16/2011 12:21	1		8082/608V2 0.53 (mm)
STD1221 510-91178/10 IC		12/16/2011 12:36	1	B6000.D	8082/608 0.53 (mm)
STD1221 510-91178/10 IC		12/16/2011 12:36	1		8082/608V2 0.53 (mm)
STD1232 510-91178/11 IC		12/16/2011 12:52	1	B6001.D	8082/608 0.53 (mm)
STD1232 510-91178/11 IC		12/16/2011 12:52	1		8082/608V2 0.53 (mm)
STD1242 510-91178/12 IC		12/16/2011 13:07	1	B6002.D	8082/608 0.53 (mm)
STD1242 510-91178/12 IC		12/16/2011 13:07	1		8082/608V2 0.53 (mm)
STD1248 510-91178/13 IC		12/16/2011 13:22	1	B6003.D	8082/608 0.53 (mm)
STD1248 510-91178/13 IC		12/16/2011 13:22	1		8082/608V2 0.53 (mm)
STD1254 510-91178/14 IC		12/16/2011 13:41	1	B6004.D	8082/608 0.53 (mm)
STD1254 510-91178/14 IC		12/16/2011 13:41	1		8082/608V2 0.53 (mm)
ICV 510-91178/15		12/16/2011 13:56	1	B6005.D	8082/608 0.53 (mm)
ICV 510-91178/15		12/16/2011 13:56	1		8082/608V2 0.53 (mm)
CCV1500 510-91178/16		12/16/2011 14:12	1		8082/608 0.53 (mm)
CCV1500 510-91178/16		12/16/2011 14:12	1		8082/608V2 0.53 (mm)
ZZZZZ		12/16/2011 14:39	1		8082/608 0.53 (mm)
ZZZZZ		12/16/2011 14:39	1		8082/608V2 0.53 (mm)

PCBS ANALYSIS RUN LOG

Lab Name: TestAmerica Valparaiso Job No.: 510-73461-1

SDG No.: \_\_\_\_\_

Instrument ID: SGCA Start Date: 12/16/2011 10:18

Analysis Batch Number: 91178 End Date: 12/16/2011 23:36

LAB SAMPLE ID	CLIENT SAMPLE ID	DATE ANALYZED	DILUTION FACTOR	LAB FILE ID	COLUMN ID
ZZZZZ		12/16/2011 14:54	1		8082/608 0.53 (mm)
ZZZZZ		12/16/2011 14:54	1		8082/608V2 0.53 (mm)
ZZZZZ		12/16/2011 15:10	1		8082/608 0.53 (mm)
ZZZZZ		12/16/2011 15:10	1		8082/608V2 0.53 (mm)
ZZZZZ		12/16/2011 15:25	1		8082/608 0.53 (mm)
ZZZZZ		12/16/2011 15:25	1		8082/608V2 0.53 (mm)
ZZZZZ		12/16/2011 15:41	1		8082/608 0.53 (mm)
ZZZZZ		12/16/2011 15:41	1		8082/608V2 0.53 (mm)
ZZZZZ		12/16/2011 15:56	1		8082/608 0.53 (mm)
ZZZZZ		12/16/2011 15:56	1		8082/608V2 0.53 (mm)
ZZZZZ		12/16/2011 16:11	1		8082/608 0.53 (mm)
ZZZZZ		12/16/2011 16:11	1		8082/608V2 0.53 (mm)
ZZZZZ		12/16/2011 16:27	1		8082/608 0.53 (mm)
ZZZZZ		12/16/2011 16:27	1		8082/608V2 0.53 (mm)
ZZZZZ		12/16/2011 16:42	1		8082/608 0.53 (mm)
ZZZZZ		12/16/2011 16:42	1		8082/608V2 0.53 (mm)
ZZZZZ		12/16/2011 16:57	1		8082/608 0.53 (mm)
ZZZZZ		12/16/2011 16:57	1		8082/608V2 0.53 (mm)
ZZZZZ		12/16/2011 17:13	1		8082/608 0.53 (mm)
ZZZZZ		12/16/2011 17:13	1		8082/608V2 0.53 (mm)
ZZZZZ		12/16/2011 17:28	1		8082/608 0.53 (mm)
ZZZZZ		12/16/2011 17:28	1		8082/608V2 0.53 (mm)
CCV1000 510-91178/29		12/16/2011 17:44	1	B6019.D	8082/608 0.53 (mm)
CCV1000 510-91178/29		12/16/2011 17:44	1		8082/608V2 0.53 (mm)
ZZZZZ		12/16/2011 17:59	10		8082/608 0.53 (mm)
ZZZZZ		12/16/2011 17:59	10		8082/608V2 0.53 (mm)
ZZZZZ		12/16/2011 18:14	10		8082/608 0.53 (mm)
ZZZZZ		12/16/2011 18:14	10		8082/608V2 0.53 (mm)
ZZZZZ		12/16/2011 18:29	10		8082/608 0.53 (mm)
ZZZZZ		12/16/2011 18:29	10		8082/608V2 0.53 (mm)
ZZZZZ		12/16/2011 18:45	10		8082/608 0.53 (mm)
ZZZZZ		12/16/2011 18:45	10		8082/608V2 0.53 (mm)
ZZZZZ		12/16/2011 19:00	10		8082/608 0.53 (mm)
ZZZZZ		12/16/2011 19:00	10		8082/608V2 0.53 (mm)
MB 510-91165/1-A		12/16/2011 19:15	1	B6025.D	8082/608 0.53 (mm)
ZZZZZ		12/16/2011 19:15	1		8082/608V2 0.53 (mm)
LCS 510-91165/2-A		12/16/2011 19:31	1	B6026.D	8082/608 0.53 (mm)
ZZZZZ		12/16/2011 19:31	1		8082/608V2 0.53 (mm)
510-73461-1 DL	TRC-12 DL	12/16/2011 19:46	10	B6027.D	8082/608 0.53 (mm)
ZZZZZ		12/16/2011 19:46	10		8082/608V2 0.53 (mm)
510-73461-2 DL	TRC-11 DL	12/16/2011 20:01	10	B6028.D	8082/608 0.53 (mm)
ZZZZZ		12/16/2011 20:01	10		8082/608V2 0.53 (mm)
510-73461-5 DL	DUP DL	12/16/2011 20:17	10	B6029.D	8082/608 0.53 (mm)
ZZZZZ		12/16/2011 20:17	10		8082/608V2 0.53 (mm)
CCV1500 510-91178/40		12/16/2011 20:32	1	B6030.D	8082/608 0.53 (mm)

PCBS ANALYSIS RUN LOG

Lab Name: TestAmerica Valparaiso Job No.: 510-73461-1

SDG No.: \_\_\_\_\_

Instrument ID: SGCA Start Date: 12/16/2011 10:18

Analysis Batch Number: 91178 End Date: 12/16/2011 23:36

LAB SAMPLE ID	CLIENT SAMPLE ID	DATE ANALYZED	DILUTION FACTOR	LAB FILE ID	COLUMN ID
CCV1500 510-91178/40		12/16/2011 20:32	1		8082/608V2 0.53 (mm)
510-73461-6 DL	TRC-13 DL	12/16/2011 20:47	10	B6031.D	8082/608 0.53 (mm)
ZZZZZ		12/16/2011 20:47	10		8082/608V2 0.53 (mm)
510-73461-7 DL	TRC-14 DL	12/16/2011 21:03	10	B6032.D	8082/608 0.53 (mm)
ZZZZZ		12/16/2011 21:03	10		8082/608V2 0.53 (mm)
510-73461-7 MS DL	TRC-14 MS DL	12/16/2011 21:18	10	B6033.D	8082/608 0.53 (mm)
ZZZZZ		12/16/2011 21:18	10		8082/608V2 0.53 (mm)
510-73461-7 MSD DL	TRC-14 MSD DL	12/16/2011 21:33	10	B6034.D	8082/608 0.53 (mm)
ZZZZZ		12/16/2011 21:33	10		8082/608V2 0.53 (mm)
510-73461-8 DL	TRC-15 DL	12/16/2011 21:49	10	B6035.D	8082/608 0.53 (mm)
ZZZZZ		12/16/2011 21:49	10		8082/608V2 0.53 (mm)
ZZZZZ		12/16/2011 22:04	10		8082/608 0.53 (mm)
ZZZZZ		12/16/2011 22:04	10		8082/608V2 0.53 (mm)
ZZZZZ		12/16/2011 22:19	10		8082/608 0.53 (mm)
ZZZZZ		12/16/2011 22:19	10		8082/608V2 0.53 (mm)
ZZZZZ		12/16/2011 22:35	10		8082/608 0.53 (mm)
ZZZZZ		12/16/2011 22:35	10		8082/608V2 0.53 (mm)
ZZZZZ		12/16/2011 22:50	10		8082/608 0.53 (mm)
ZZZZZ		12/16/2011 22:50	10		8082/608V2 0.53 (mm)
ZZZZZ		12/16/2011 23:06	10		8082/608 0.53 (mm)
ZZZZZ		12/16/2011 23:06	10		8082/608V2 0.53 (mm)
ZZZZZ		12/16/2011 23:21	10		8082/608 0.53 (mm)
ZZZZZ		12/16/2011 23:21	10		8082/608V2 0.53 (mm)
CCV1000 510-91178/52		12/16/2011 23:36	1	B6042.D	8082/608 0.53 (mm)
CCV1000 510-91178/52		12/16/2011 23:36	1		8082/608V2 0.53 (mm)

PCBS BATCH WORKSHEET

Lab Name: TestAmerica Valparaiso Job No.: 510-73461-1

SDG No.: \_\_\_\_\_

Batch Number: 91165 Batch Start Date: 12/16/11 08:28 Batch Analyst: Page, Sarah N

Batch Method: 3546 Batch End Date: \_\_\_\_\_

Lab Sample ID	Client Sample ID	Method Chain	Basis	InitialAmount	FinalAmount	SGPCBSKWWS 00026	SGPCBSSWWS 00032		
MB 510-91165/1		3546, 8082		15 g	5 mL		250 uL		
LCS 510-91165/2		3546, 8082		15 g	5 mL	250 uL	250 uL		
510-73461-B-1	TRC-12	3546, 8082	T	15.20 g	5 mL		250 uL		
510-73461-A-2	TRC-11	3546, 8082	T	15.77 g	5 mL		250 uL		
510-73461-A-5	DUP	3546, 8082	T	15.32 g	5 mL		250 uL		
510-73461-B-6	TRC-13	3546, 8082	T	15.08 g	5 mL		250 uL		
510-73461-A-7	TRC-14	3546, 8082	T	15.06 g	5 mL		250 uL		
510-73461-A-7 MS	TRC-14	3546, 8082	T	15.44 g	5 mL	250 uL	250 uL		
510-73461-A-7 MSD	TRC-14	3546, 8082	T	15.90 g	5 mL	250 uL	250 uL		
510-73461-A-8	TRC-15	3546, 8082	T	15.65 g	5 mL		250 uL		

Batch Notes	
Balance ID	37912
Hexane Lot#	ophexr_00063
Na2SO4 Lot Number	opna2so4_00022
Ottawa Sand Lot #	opsand_00007
Person's name who did the prep	Sarah Page
Water Bath Temperature	35, 40

Basis	Basis Description
T	Total/NA

# GENERAL CHEMISTRY



COVER PAGE  
GENERAL CHEMISTRY

Lab Name: TestAmerica Valparaiso Job Number: 510-73461-1

SDG No.: \_\_\_\_\_

Project: South Bend Former Studebaker Foundry

Client Sample ID	Lab Sample ID
<u>TRC-12</u>	<u>510-73461-1</u>
<u>TRC-11</u>	<u>510-73461-2</u>
<u>DUP</u>	<u>510-73461-5</u>
<u>TRC-13</u>	<u>510-73461-6</u>
<u>TRC-14</u>	<u>510-73461-7</u>
<u>TRC-15</u>	<u>510-73461-8</u>

Comments:

\_\_\_\_\_

9-IN  
DETECTION LIMITS  
GENERAL CHEMISTRY

Lab Name: TestAmerica Valparaiso

Job Number: 510-73461-1

SDG Number: \_\_\_\_\_

Matrix: Solid

Instrument ID: NOEQUIP

Method: Moisture

RL Date: 11/15/2005 14:44

Analyte	Wavelength/ Mass	RL (%)	
Percent Moisture		0.1	
Percent Solids		0.1	

13-IN  
ANALYSIS RUN LOG  
GENERAL CHEMISTRY

Lab Name: TestAmerica Valparaiso Job No.: 510-73461-1

SDG No.: \_\_\_\_\_

Instrument ID: NOEQUIP Method: Moisture

Start Date: 12/15/2011 17:30 End Date: 12/15/2011 17:30

Lab Sample ID	D / F	T y p e	Time	Analytes															
				% S o l	M o i s t														
MB 510-91146/1	1	T	17:30	X	X														
ZZZZZZ			17:30																
ZZZZZZ			17:30																
510-73461-1	1	T	17:30	X	X														
510-73461-2	1	T	17:30	X	X														
510-73461-5	1	T	17:30	X	X														
510-73461-6	1	T	17:30	X	X														
510-73461-7	1	T	17:30	X	X														
510-73461-8	1	T	17:30	X	X														
ZZZZZZ			17:30																
ZZZZZZ			17:30																
ZZZZZZ			17:30																
ZZZZZZ			17:30																
ZZZZZZ			17:30																
ZZZZZZ			17:30																
ZZZZZZ			17:30																
ZZZZZZ			17:30																
ZZZZZZ			17:30																
ZZZZZZ			17:30																
ZZZZZZ			17:30																

Prep Types  
T = Total/NA

GENERAL CHEMISTRY BATCH WORKSHEET

Lab Name: TestAmerica Valparaiso Job No.: 510-73461-1

SDG No.: \_\_\_\_\_

Batch Number: 91146 Batch Start Date: 12/15/11 17:30 Batch Analyst: Tran, Kevin

Batch Method: Moisture Batch End Date: \_\_\_\_\_

Lab Sample ID	Client Sample ID	Method Chain	Basis	DISH#	DishWeight	SampleMassWet	SampleMassDry		
MB 510-91146/1		Moisture		1	001.0119 g	011.3644 g	001.0142 g		
510-73461-A-1	TRC-12	Moisture	T	4	001.0122 g	011.4586 g	009.8726 g		
510-73461-A-2	TRC-11	Moisture	T	5	001.0113 g	011.4427 g	010.2033 g		
510-73461-A-5	DUP	Moisture	T	6	01.0228 g	011.3374 g	010.5157 g		
510-73461-B-6	TRC-13	Moisture	T	7	001.0066 g	011.0649 g	010.2968 g		
510-73461-A-7	TRC-14	Moisture	T	8	001.0235 g	011.2521 g	010.9259 g		
510-73461-A-8	TRC-15	Moisture	T	9	001.0338 g	011.4974 g	010.2469 g		

Batch Notes	
Balance ID	gbalb No Unit
Date samples were placed in the oven	12/15/11
Oven Temp when samples are put in oven	103.7 Degrees C
Time samples were place in the oven	1745
Date samples were removed from oven	12/16/11
Oven Temp when samples removed from oven	103.2 Degrees C
Time Samples were removed from oven	0830
Oven ID	wc-ovn-1
ID number of the thermometer	14-986B-G
Uncorrected In Temperature	103.5 Celsius
Uncorrected Out Temperature	103.0 Celsius

Basis	Basis Description
T	Total/NA

# Shipping and Receiving Documents

**Chain of Custody Record**

2400 Cumberland Drive  
Valparaiso, IN 46383  
Phone (219) 464-2389 Fax (219) 462-2953

<b>Client Information</b>		Sampler <b>ED STEFANEK</b>	Lab PM Kintz, Robin M	Carrier Tracking No(s)	COC No 510-14134.1
Client Contact Ed Stefanek/Jodi Slough		Phone 574-271-3447	E-Mail robinm.kintz@testamerica.com	Page	
Company Weaver Boos Consultants LLC		Job #			
Address 4085 Meghan Beeler Court		Analysis Requested			
City South Bend		Total/Free Cyanide			
State, Zip IN, 46628		8260B - VOCs (Trip Blanks)			
Phone 574-271-3447		8015 - TPH GRO			
Email estefanek@weaverboos.com / jslough@weaverboos.com		8260B - VOCs			
Project Name South Bend Former Studebaker Foundry		8082 - PCBs			
Site South Bend Former Studebaker Foundry		8270C, 8270C-SIM - BNAs			
73461		Perform MS/MSD (Yes or No)			
Sample Identification		Field Filtered Sample (Yes or No)			
Sample Date	Sample Time	Sample Type (C=Comp, G=grab)	Matrix (W=water, S=solid, O=soil, B=tissue, A=air)	Preservation Code	Special Instructions/Note
12-15	10:00	C	S	S	
12-15	10:05	C	S	S	
12-15	10:05	C	S	S	
12-15	10:10	C	S	S	
12-15	10:15	C	S	S	
12-15	10:25	C	S	S	
Possible Hazard Identification <input checked="" type="checkbox"/> Non-Hazard <input type="checkbox"/> Flammable <input type="checkbox"/> Skin Irritant <input type="checkbox"/> Poison B <input checked="" type="checkbox"/> Unknown <input type="checkbox"/> Radiological Deliverable Requested: I, II, III, IV, Other (specify)					
Empty Kit Relinquished by: <i>Ed Stefanek</i> Date: 12/15/11 Time: 3:00 PM Relinquished by: <i>Judy Stuebel</i> Date: 12/15/11 Time: 1515 Relinquished by: <i>Judy Stuebel</i> Date: 12/15/11 Time: 1515					
Sample Disposal (A fee may be assessed if samples are retained longer than 1 month) <input type="checkbox"/> Return To Client <input type="checkbox"/> Disposal By Lab <input checked="" type="checkbox"/> Archive For _____ Months Special Instructions/QC Requirements:					
Preservation Codes: A - HCL B - NaOH C - Zn Acetate D - Nitric Acid E - NaHSO4 F - MeOH G - Amchlor H - Ascorbic Acid I - Ice J - DI Water K - EDTA L - EDA Other:					
Total Number of containers: 1 Total Number of containers: 1 Total Number of containers: 1 Total Number of containers: 1 Total Number of containers: 1					

Relinquished by: *Judy Stuebel* Date: 12/15/11 Time: 1515  
 Relinquished by: *Judy Stuebel* Date: 12/15/11 Time: 1515  
 Relinquished by: *Judy Stuebel* Date: 12/15/11 Time: 1515  
 Company: *Test America*  
 Method of Shipment: *Express*  
 Cooler: *Temperature 3.0 - Correct Temp 3.0 C*  
 Custody Seal No.: \_\_\_\_\_

## Login Sample Receipt Checklist

Client: Weaver Boos Consultants LLC

Job Number: 510-73461-1

**Login Number: 73461**  
**List Number: 2**  
**Creator: Richter, Debbie D**

**List Source: TestAmerica Valparaiso**

Question	Answer	Comment
Radioactivity either was not measured or, if measured, is at or below background	N/A	Lab does not accept radioactive samples.
The cooler's custody seal, if present, is intact.	True	
The cooler or samples do not appear to have been compromised or tampered with.	True	
Samples were received on ice.	True	
Cooler Temperature is acceptable.	True	
Cooler Temperature is recorded.	True	
COC is present.	True	
COC is filled out in ink and legible.	True	
COC is filled out with all pertinent information.	True	
Is the Field Sampler's name present on COC?	True	
There are no discrepancies between the sample IDs on the containers and the COC.	True	
Samples are received within Holding Time.	True	
Sample containers have legible labels.	True	
Containers are not broken or leaking.	True	
Sample collection date/times are provided.	True	
Appropriate sample containers are used.	True	
Sample bottles are completely filled.	True	
Sample Preservation Verified.	True	
There is sufficient vol. for all requested analyses, incl. any requested MS/MSDs	True	
VOA sample vials do not have headspace or bubble is <6mm (1/4") in diameter.	N/A	
Multiphasic samples are not present.	True	
Samples do not require splitting or compositing.	True	
Residual Chlorine Checked.	N/A	Check done at department level as required.