

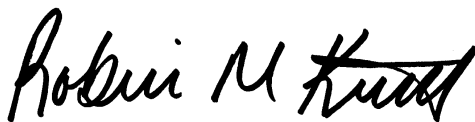
ANALYTICAL REPORT

Job Number: 510-73338-1

Job Description: South Bend Former Studebaker Foundry

For:

Weaver Boos Consultants LLC
4085 Meghan Beeler Court
South Bend, IN 46628
Attention: Jodi Slough



Approved for release.
Robin M Kintz
Project Manager I
12/22/2011 11:58 AM

Robin M Kintz
Project Manager I
robinm.kintz@testamericainc.com
12/22/2011

The test results in this report meet all NELAC requirements for parameters which accreditation is required or available. Any exceptions to NELAC requirements are noted in this report. Pursuant to NELAC, this report may not be reproduced, except in full, without the written approval of the laboratory. All questions regarding this test report should be directed to the Project Manager who signed this test report.

Valparaiso Certifications and IDs: New Hampshire (283711), Illinois (200065), Indiana DW (C-64-01), Indiana DW Micro (M-64-4), Washington (C842), Kentucky UST (57) and Foreign Soil Permit (P330-11-00073).

TestAmerica Laboratories, Inc.

TestAmerica Valparaiso 2400 Cumberland Drive, Valparaiso, IN 46383
Tel (219) 464-2389 Fax (219) 462-2953 www.testamericainc.com



Table of Contents

Cover Title Page	1
Data Summaries	4
Report Narrative	4
Manual Integration Summary	5
Sample Summary	7
Executive Summary	8
Method Summary	9
Method / Analyst Summary	10
Sample Datasheets	11
Surrogate Summary	19
QC Data Summary	20
Data Qualifiers	23
QC Association Summary	24
Lab Chronicle	25
Organic Sample Data	27
GC Semi VOA	27
Method 8082	27
Method 8082 QC Summary	28
Method 8082 Sample Data	35
Standards Data	58
Method 8082 ICAL Data	58
Method 8082 CCAL Data	172
Raw QC Data	207
Method 8082 Blank Data	207
Method 8082 LCS/LCSD Data	218
Method 8082 Run Logs	226

Table of Contents

Method 8082 Prep Data	234
Inorganic Sample Data	236
General Chemistry Data	236
Gen Chem Cover Page	237
Gen Chem MDL	238
Gen Chem Analysis Run Log	239
Gen Chem Prep Data	240
Shipping and Receiving Documents	241
Client Chain of Custody	242
Sample Receipt Checklist	243

Job Narrative
510-73338-1

Comments

No additional comments.

Receipt

All samples were received in good condition within temperature requirements.

GC Semi VOA

Method(s) 8082: The method blank for preparation batch 91000 contained Aroclor 1260 above the normal reporting limit, but below IDEM RISC residential limit. The samples associated with this method blank that did not have a detection for Aroclor 1260 above 1.0 ppm are reported.

Method(s) 8082: The method blank for preparation batch 91000 contained Aroclor 1260 above the normal reporting limit, but below IDEM RISC residential limit. The samples associated with this method blank that are greater than ten times the method blank are reported.

Method(s) 8082: The following samples contained PCBs at a concentration greater than 50ppm: TRC-SW-2 (510-73338-2), TRC-SW-4 (510-73338-4). Disposal of the samples in the High PCB Disposal Area is required.

Method(s) 8082: Due to the level of dilution required for the following samples, surrogate recoveries are not reported: TRC-SW-1 (510-73338-1), TRC-SW-2 (510-73338-2), TRC-SW-4 (510-73338-4). Prep batch 91000.

Method(s) 8082: The following samples required two sulfuric acid clean-ups to reduce matrix interferences: TRC-SW-1 (510-73338-1), TRC-SW-2 (510-73338-2), TRC-SW-4 (510-73338-4). Prep batch 91000.

Method(s) 8082: The following samples were diluted due to the abundance of target analytes: TRC-SW-2 (510-73338-2), TRC-SW-4 (510-73338-4). Elevated reporting limits (RLs) are provided. Prep batch 91000.

Method(s) 8082: The following samples were diluted due to the abundance of non-target analytes and the matrix of the samples: TRC-SW-1 (510-73338-1). Elevated reporting limits (RLs) are provided. Prep batch 91000.

Method(s) 8082: The following samples required two sulfuric acid clean-ups to reduce matrix interferences: TRC-SW-3 (510-73338-3). Prep batches 91096 and 91165.

Method(s) 8082: The following samples were diluted due to the abundance of non-target analytes and the matrix of the samples: TRC-SW-3 (510-73338-3). Elevated reporting limits (RLs) are provided. Prep batches 91096 and 91165.

Method(s) 8082: Due to the level of dilution required for the following samples, surrogate recoveries are not reported: TRC-SW-3 (510-73338-3). Prep bathes 91096 and 91165.

No other analytical or quality issues were noted.

General Chemistry

No analytical or quality issues were noted.

Organic Prep

Method(s) 3546: The following samples need to be re-extracted due to a detection of Aroclor 1260 in the method blank. TRC-SW-3 (510-73338-3).

No other analytical or quality issues were noted.

PCBS MANUAL INTEGRATION SUMMARY

Lab Name: TestAmerica Valparaiso Job No.: 510-73338-1

SDG No.: _____

Instrument ID: SGCA Analysis Batch Number: 87982

Lab Sample ID: STD20 510-87982/1 IC Client Sample ID: _____

Date Analyzed: 10/11/11 13:25 Lab File ID: B4803.D GC Column: 8082/608 ID: 0.53 (mm)

COMPOUND NAME	RETENTION TIME	MANUAL INTEGRATION		
		REASON	ANALYST	DATE
PCB-1260 Peak 1	6.78	Incomplete Integration	iversc	10/11/11 15:30
PCB-1260 Peak 2	7.27	Incomplete Integration	iversc	10/11/11 15:30
PCB-1260 Peak 3	7.51	Incomplete Integration	iversc	10/11/11 15:30
PCB-1260 Peak 4	7.82	Incomplete Integration	iversc	10/11/11 15:30
PCB-1260 Peak 5	8.57	Incomplete Integration	iversc	10/11/11 15:30

Lab Sample ID: STD250 510-87982/4 IC Client Sample ID: _____

Date Analyzed: 10/11/11 14:11 Lab File ID: B4806.D GC Column: 8082/608 ID: 0.53 (mm)

COMPOUND NAME	RETENTION TIME	MANUAL INTEGRATION		
		REASON	ANALYST	DATE
Dibutylchloroendate	9.57	Incomplete Integration	iversc	10/11/11 15:31

Lab Sample ID: STD1221 510-87982/10 IC Client Sample ID: _____

Date Analyzed: 10/11/11 15:43 Lab File ID: B4812.D GC Column: 8082/608 ID: 0.53 (mm)

COMPOUND NAME	RETENTION TIME	MANUAL INTEGRATION		
		REASON	ANALYST	DATE
PCB-1221 Peak 1	2.25	Incomplete Integration	iversc	10/11/11 16:05
PCB-1221 Peak 2	2.94	Incomplete Integration	iversc	10/11/11 16:05
PCB-1221 Peak 3	3.11	Incomplete Integration	iversc	10/11/11 16:05
PCB-1221 Peak 4	3.16	Incomplete Integration	iversc	10/11/11 16:05
PCB-1221 Peak 5	4.37	Incomplete Integration	iversc	10/11/11 16:05

PCBS MANUAL INTEGRATION SUMMARY

Lab Name: TestAmerica Valparaiso Job No.: 510-73338-1

SDG No.: _____

Instrument ID: SGCA Analysis Batch Number: 91178

Lab Sample ID: STD500 510-91178/5 IC Client Sample ID: _____

Date Analyzed: 12/16/11 11:19 Lab File ID: B5995.D GC Column: 8082/608 ID: 0.53 (mm)

COMPOUND NAME	RETENTION TIME	MANUAL INTEGRATION		
		REASON	ANALYST	DATE
PCB-1260 Peak 1	6.77	Baseline Smoothing	iversc	12/16/11 11:55
PCB-1260 Peak 2	7.25	Baseline Smoothing	iversc	12/16/11 11:55
PCB-1260 Peak 3	7.49	Baseline Smoothing	iversc	12/16/11 11:55
PCB-1260 Peak 4	7.80	Baseline Smoothing	iversc	12/16/11 11:55
PCB-1260 Peak 5	8.56	Baseline Smoothing	iversc	12/16/11 11:55

SAMPLE SUMMARY

Client: Weaver Boos Consultants LLC

Job Number: 510-73338-1

Lab Sample ID	Client Sample ID	Client Matrix	Date/Time Sampled	Date/Time Received
510-73338-1	TRC-SW-1	Solid	12/12/2011 1650	12/13/2011 1500
510-73338-2	TRC-SW-2	Solid	12/12/2011 1655	12/13/2011 1500
510-73338-3	TRC-SW-3	Solid	12/12/2011 1700	12/13/2011 1500
510-73338-4	TRC-SW-4	Solid	12/12/2011 1705	12/13/2011 1500

EXECUTIVE SUMMARY - Detections

Client: Weaver Boos Consultants LLC

Job Number: 510-73338-1

Lab Sample ID Analyte	Client Sample ID	Result	Qualifier	Reporting Limit	Units	Method
510-73338-1	TRC-SW-1					
PCB-1260		0.47		0.20	mg/Kg	8082
Percent Moisture		3.5		0.10	%	Moisture
Percent Solids		97		0.10	%	Moisture
510-73338-2	TRC-SW-2					
PCB-1260		11000	B	510	mg/Kg	8082
Percent Moisture		5.9		0.10	%	Moisture
Percent Solids		94		0.10	%	Moisture
510-73338-3	TRC-SW-3					
Percent Moisture		5.2		0.10	%	Moisture
Percent Solids		95		0.10	%	Moisture
510-73338-4	TRC-SW-4					
PCB-1260		120	B	10	mg/Kg	8082
Percent Moisture		6.2		0.10	%	Moisture
Percent Solids		94		0.10	%	Moisture

METHOD SUMMARY

Client: Weaver Boos Consultants LLC

Job Number: 510-73338-1

Description	Lab Location	Method	Preparation Method
Matrix Solid			
Polychlorinated Biphenyls (PCBs) by Gas Chromatography Mircrowave	TAL VAL	SW846 8082	SW846 3546
Percent Moisture	TAL VAL	EPA Moisture	

Lab References:

TAL VAL = TestAmerica Valparaiso

Method References:

EPA = US Environmental Protection Agency

SW846 = "Test Methods For Evaluating Solid Waste, Physical/Chemical Methods", Third Edition, November 1986 And Its Updates.

METHOD / ANALYST SUMMARY

Client: Weaver Boos Consultants LLC

Job Number: 510-73338-1

Method	Analyst	Analyst ID
SW846 8082	Ivers, Catherine L	CLI
EPA Moisture	Tran, Kevin	KT

Analytical Data

Client: Weaver Boos Consultants LLC

Job Number: 510-73338-1

Client Sample ID: TRC-SW-1

Lab Sample ID: 510-73338-1

Date Sampled: 12/12/2011 1650

Client Matrix: Solid

% Moisture: 3.5

Date Received: 12/13/2011 1500

8082 Polychlorinated Biphenyls (PCBs) by Gas Chromatography

Analysis Method: 8082	Analysis Batch: 510-91098	Instrument ID: SGCA
Prep Method: 3546	Prep Batch: 510-91000	Initial Weight/Volume: 15.59 g
Dilution: 10		Final Weight/Volume: 5 mL
Analysis Date: 12/15/2011 1219	Run Type: RADL	Injection Volume: 1 uL
Prep Date: 12/13/2011 1545		Result Type: PRIMARY

Analyte	DryWt Corrected: Y	Result (mg/Kg)	Qualifier	RL
PCB-1016		<0.20		0.20
PCB-1221		<0.20		0.20
PCB-1232		<0.20		0.20
PCB-1242		<0.20		0.20
PCB-1248		<0.20		0.20
PCB-1254		<0.20		0.20
PCB-1260		0.47		0.20

Surrogate	%Rec	Qualifier	Acceptance Limits
DCB Decachlorobiphenyl	0	D	14 - 147
Dibutylchloroendate	0	D	10 - 132

Analytical Data

Client: Weaver Boos Consultants LLC

Job Number: 510-73338-1

Client Sample ID: TRC-SW-2

Lab Sample ID: 510-73338-2

Date Sampled: 12/12/2011 1655

Client Matrix: Solid

% Moisture: 5.9

Date Received: 12/13/2011 1500

8082 Polychlorinated Biphenyls (PCBs) by Gas Chromatography

Analysis Method: 8082	Analysis Batch: 510-91098	Instrument ID: SGCA
Prep Method: 3546	Prep Batch: 510-91000	Initial Weight/Volume: 15.64 g
Dilution: 25000		Final Weight/Volume: 5 mL
Analysis Date: 12/15/2011 1234	Run Type: RADL2	Injection Volume: 1 uL
Prep Date: 12/13/2011 1545		Result Type: PRIMARY

Analyte	DryWt Corrected: Y	Result (mg/Kg)	Qualifier	RL
PCB-1016		<510		510
PCB-1221		<510		510
PCB-1232		<510		510
PCB-1242		<510		510
PCB-1248		<510		510
PCB-1254		<510		510
PCB-1260		11000	B	510

Surrogate	%Rec	Qualifier	Acceptance Limits
DCB Decachlorobiphenyl	0	D	14 - 147
Dibutylchloroendate	0	D	10 - 132

Analytical Data

Client: Weaver Boos Consultants LLC

Job Number: 510-73338-1

Client Sample ID: TRC-SW-3

Lab Sample ID: 510-73338-3

Date Sampled: 12/12/2011 1700

Client Matrix: Solid

% Moisture: 5.2

Date Received: 12/13/2011 1500

8082 Polychlorinated Biphenyls (PCBs) by Gas Chromatography

Analysis Method: 8082	Analysis Batch: 510-91178	Instrument ID: SGCA
Prep Method: 3546	Prep Batch: 510-91096	Initial Weight/Volume: 15.59 g
Dilution: 10		Final Weight/Volume: 5 mL
Analysis Date: 12/16/2011 1845	Run Type: REDL	Injection Volume: 1 uL
Prep Date: 12/15/2011 1202		Result Type: PRIMARY

Analyte	DryWt Corrected: Y	Result (mg/Kg)	Qualifier	RL
PCB-1016		<0.20		0.20
PCB-1221		<0.20		0.20
PCB-1232		<0.20		0.20
PCB-1242		<0.20		0.20
PCB-1248		<0.20		0.20
PCB-1254		<0.20		0.20
PCB-1260		<0.20		0.20

Surrogate	%Rec	Qualifier	Acceptance Limits
DCB Decachlorobiphenyl	0	D	14 - 147
Dibutylchloroendate	0	D	10 - 132

Analytical Data

Client: Weaver Boos Consultants LLC

Job Number: 510-73338-1

Client Sample ID: TRC-SW-4

Lab Sample ID: 510-73338-4

Date Sampled: 12/12/2011 1705

Client Matrix: Solid

% Moisture: 6.2

Date Received: 12/13/2011 1500

8082 Polychlorinated Biphenyls (PCBs) by Gas Chromatography

Analysis Method: 8082	Analysis Batch: 510-91098	Instrument ID: SGCA
Prep Method: 3546	Prep Batch: 510-91000	Initial Weight/Volume: 15.61 g
Dilution: 500		Final Weight/Volume: 5 mL
Analysis Date: 12/15/2011 1350	Run Type: RADL2	Injection Volume: 1 uL
Prep Date: 12/13/2011 1545		Result Type: PRIMARY

Analyte	DryWt Corrected: Y	Result (mg/Kg)	Qualifier	RL
PCB-1016		<10		10
PCB-1221		<10		10
PCB-1232		<10		10
PCB-1242		<10		10
PCB-1248		<10		10
PCB-1254		<10		10
PCB-1260		120	B	10

Surrogate	%Rec	Qualifier	Acceptance Limits
DCB Decachlorobiphenyl	0	D	14 - 147
Dibutylchlorendate	0	D	10 - 132

Analytical Data

Client: Weaver Boos Consultants LLC

Job Number: 510-73338-1

General Chemistry

Client Sample ID: TRC-SW-1

Lab Sample ID: 510-73338-1

Client Matrix: Solid

Date Sampled: 12/12/2011 1650

Date Received: 12/13/2011 1500

Analyte	Result	Qual	Units	RL	Dil	Method
Percent Moisture	3.5		%	0.10	1.0	Moisture
	Analysis Batch: 510-91021	Analysis Date: 12/13/2011	1636			DryWt Corrected: N
Percent Solids	97		%	0.10	1.0	Moisture
	Analysis Batch: 510-91021	Analysis Date: 12/13/2011	1636			DryWt Corrected: N

Analytical Data

Client: Weaver Boos Consultants LLC

Job Number: 510-73338-1

General Chemistry

Client Sample ID: TRC-SW-2

Lab Sample ID: 510-73338-2

Client Matrix: Solid

Date Sampled: 12/12/2011 1655

Date Received: 12/13/2011 1500

Analyte	Result	Qual	Units	RL	Dil	Method
Percent Moisture	5.9		%	0.10	1.0	Moisture
	Analysis Batch: 510-91021	Analysis Date: 12/13/2011	1636			DryWt Corrected: N
Percent Solids	94		%	0.10	1.0	Moisture
	Analysis Batch: 510-91021	Analysis Date: 12/13/2011	1636			DryWt Corrected: N

Client: Weaver Boos Consultants LLC

Job Number: 510-73338-1

General Chemistry

Client Sample ID: TRC-SW-3

Lab Sample ID: 510-73338-3

Date Sampled: 12/12/2011 1700

Client Matrix: Solid

Date Received: 12/13/2011 1500

Analyte	Result	Qual	Units	RL	Dil	Method
Percent Moisture	5.2		%	0.10	1.0	Moisture
	Analysis Batch: 510-91021	Analysis Date: 12/13/2011	1636			DryWt Corrected: N
Percent Solids	95		%	0.10	1.0	Moisture
	Analysis Batch: 510-91021	Analysis Date: 12/13/2011	1636			DryWt Corrected: N

Analytical Data

Client: Weaver Boos Consultants LLC

Job Number: 510-73338-1

General Chemistry

Client Sample ID: TRC-SW-4

Lab Sample ID: 510-73338-4

Client Matrix: Solid

Date Sampled: 12/12/2011 1705

Date Received: 12/13/2011 1500

Analyte	Result	Qual	Units	RL	Dil	Method
Percent Moisture	6.2		%	0.10	1.0	Moisture
	Analysis Batch: 510-91021	Analysis Date: 12/13/2011	1636			DryWt Corrected: N
Percent Solids	94		%	0.10	1.0	Moisture
	Analysis Batch: 510-91021	Analysis Date: 12/13/2011	1636			DryWt Corrected: N

Client: Weaver Boos Consultants LLC

Job Number: 510-73338-1

Surrogate Recovery Report

8082 Polychlorinated Biphenyls (PCBs) by Gas Chromatography

Client Matrix: Solid

Lab Sample ID	Client Sample ID	DBC1 %Rec	DCB1 %Rec
510-73338-1 RADL	TRC-SW-1 RADL	0D	0D
510-73338-2 RADL2	TRC-SW-2 RADL2	0D	0D
510-73338-3 REDL	TRC-SW-3 REDL	0D	0D
510-73338-4 RADL2	TRC-SW-4 RADL2	0D	0D
MB 510-91000/1-A		53	86
MB 510-91096/1-A		74	94
LCS 510-91000/2-A		72	97
LCS 510-91096/2-A		79	90

Surrogate	Acceptance Limits
DBC = Dibutylchloroendate	10-132
DCB = DCB Decachlorobiphenyl	14-147

Quality Control Results

Client: Weaver Boos Consultants LLC

Job Number: 510-73338-1

Method Blank - Batch: 510-91000

Method: 8082
Preparation: 3546

Lab Sample ID: MB 510-91000/1-A
Client Matrix: Solid
Dilution: 1.0
Analysis Date: 12/14/2011 1244
Prep Date: 12/13/2011 1419
Leach Date: N/A

Analysis Batch: 510-91038
Prep Batch: 510-91000
Leach Batch: N/A
Units: mg/Kg

Instrument ID: SGCA
Lab File ID: B5910.D
Initial Weight/Volume: 15 g
Final Weight/Volume: 5 mL
Injection Volume: 1 uL
Column ID: PRIMARY

Analyte	Result	Qual	RL
PCB-1016	<0.020		0.020
PCB-1221	<0.020		0.020
PCB-1232	<0.020		0.020
PCB-1242	<0.020		0.020
PCB-1248	<0.020		0.020
PCB-1254	<0.020		0.020
PCB-1260	0.0851		0.020

Surrogate	% Rec	Acceptance Limits
DCB Decachlorobiphenyl	86	14 - 147
Dibutylchloroendate	53	10 - 132

Lab Control Sample - Batch: 510-91000

Method: 8082
Preparation: 3546

Lab Sample ID: LCS 510-91000/2-A
Client Matrix: Solid
Dilution: 1.0
Analysis Date: 12/14/2011 1259
Prep Date: 12/13/2011 1419
Leach Date: N/A

Analysis Batch: 510-91038
Prep Batch: 510-91000
Leach Batch: N/A
Units: mg/Kg

Instrument ID: SGCA
Lab File ID: B5911.D
Initial Weight/Volume: 15 g
Final Weight/Volume: 5 mL
Injection Volume: 1 uL
Column ID: PRIMARY

Analyte	Spike Amount	Result	% Rec.	Limit	Qual
PCB-1016	0.334	0.314	94	71 - 118	
PCB-1260	0.334	0.329	98	72 - 125	

Surrogate	% Rec	Acceptance Limits
DCB Decachlorobiphenyl	97	14 - 147
Dibutylchloroendate	72	10 - 132

Quality Control Results

Client: Weaver Boos Consultants LLC

Job Number: 510-73338-1

Method Blank - Batch: 510-91096

**Method: 8082
Preparation: 3546**

Lab Sample ID: MB 510-91096/1-A
 Client Matrix: Solid
 Dilution: 1.0
 Analysis Date: 12/16/2011 1439
 Prep Date: 12/15/2011 0745
 Leach Date: N/A

Analysis Batch: 510-91178
 Prep Batch: 510-91096
 Leach Batch: N/A
 Units: mg/Kg

Instrument ID: SGCA
 Lab File ID: B6007.D
 Initial Weight/Volume: 15 g
 Final Weight/Volume: 5 mL
 Injection Volume: 1 uL
 Column ID: PRIMARY

Analyte	Result	Qual	RL
PCB-1016	<0.020		0.020
PCB-1221	<0.020		0.020
PCB-1232	<0.020		0.020
PCB-1242	<0.020		0.020
PCB-1248	<0.020		0.020
PCB-1254	<0.020		0.020
PCB-1260	<0.020		0.020

Surrogate	% Rec	Acceptance Limits
DCB Decachlorobiphenyl	94	14 - 147
Dibutylchloroendate	74	10 - 132

Lab Control Sample - Batch: 510-91096

**Method: 8082
Preparation: 3546**

Lab Sample ID: LCS 510-91096/2-A
 Client Matrix: Solid
 Dilution: 1.0
 Analysis Date: 12/16/2011 1454
 Prep Date: 12/15/2011 0745
 Leach Date: N/A

Analysis Batch: 510-91178
 Prep Batch: 510-91096
 Leach Batch: N/A
 Units: mg/Kg

Instrument ID: SGCA
 Lab File ID: B6008.D
 Initial Weight/Volume: 15 g
 Final Weight/Volume: 5 mL
 Injection Volume: 1 uL
 Column ID: PRIMARY

Analyte	Spike Amount	Result	% Rec.	Limit	Qual
PCB-1016	0.334	0.321	96	71 - 118	
PCB-1260	0.334	0.341	102	72 - 125	

Surrogate	% Rec	Acceptance Limits
DCB Decachlorobiphenyl	90	14 - 147
Dibutylchloroendate	79	10 - 132

Quality Control Results

Client: Weaver Boos Consultants LLC

Job Number: 510-73338-1

Method Blank - Batch: 510-91021

Method: Moisture Preparation: N/A

Lab Sample ID: MB 510-91021/1
Client Matrix: Solid
Dilution: 1.0
Analysis Date: 12/13/2011 1636
Prep Date: N/A
Leach Date: N/A

Analysis Batch: 510-91021
Prep Batch: N/A
Leach Batch: N/A
Units: %

Instrument ID: No Equipment
Lab File ID: N/A
Initial Weight/Volume:
Final Weight/Volume:

Analyte	Result	Qual	RL
Percent Moisture	100		0.10
Percent Solids	0.021		0.10

DATA REPORTING QUALIFIERS

Client: Weaver Boos Consultants LLC

Job Number: 510-73338-1

Lab Section	Qualifier	Description
GC Semi VOA		
	B	Compound was found in the blank and sample.
	D	Surrogate or matrix spike recoveries were not obtained because the extract was diluted for analysis; also compounds analyzed at a dilution may be flagged with a D.

Quality Control Results

Client: Weaver Boos Consultants LLC

Job Number: 510-73338-1

QC Association Summary

Lab Sample ID	Client Sample ID	Report Basis	Client Matrix	Method	Prep Batch
GC Semi VOA					
Prep Batch: 510-91000					
LCS 510-91000/2-A	Lab Control Sample	T	Solid	3546	
MB 510-91000/1-A	Method Blank	T	Solid	3546	
510-73338-1RADL	TRC-SW-1	T	Solid	3546	
510-73338-2RADL2	TRC-SW-2	T	Solid	3546	
510-73338-4RADL2	TRC-SW-4	T	Solid	3546	
Analysis Batch:510-91038					
LCS 510-91000/2-A	Lab Control Sample	T	Solid	8082	510-91000
MB 510-91000/1-A	Method Blank	T	Solid	8082	510-91000
Prep Batch: 510-91096					
LCS 510-91096/2-A	Lab Control Sample	T	Solid	3546	
MB 510-91096/1-A	Method Blank	T	Solid	3546	
510-73338-3REDL	TRC-SW-3	T	Solid	3546	
Analysis Batch:510-91098					
510-73338-1RADL	TRC-SW-1	T	Solid	8082	510-91000
510-73338-2RADL2	TRC-SW-2	T	Solid	8082	510-91000
510-73338-4RADL2	TRC-SW-4	T	Solid	8082	510-91000
Analysis Batch:510-91178					
LCS 510-91096/2-A	Lab Control Sample	T	Solid	8082	510-91096
MB 510-91096/1-A	Method Blank	T	Solid	8082	510-91096
510-73338-3REDL	TRC-SW-3	T	Solid	8082	510-91096

Report Basis

T = Total

General Chemistry

Analysis Batch:510-91021					
MB 510-91021/1	Method Blank	T	Solid	Moisture	
510-73338-1	TRC-SW-1	T	Solid	Moisture	
510-73338-2	TRC-SW-2	T	Solid	Moisture	
510-73338-3	TRC-SW-3	T	Solid	Moisture	
510-73338-4	TRC-SW-4	T	Solid	Moisture	

Report Basis

T = Total

Quality Control Results

Client: Weaver Boos Consultants LLC

Job Number: 510-73338-1

Laboratory Chronicle

Lab ID: 510-73338-1

Client ID: TRC-SW-1

Sample Date/Time: 12/12/2011 16:50 Received Date/Time: 12/13/2011 15:00

Method	Bottle ID	Run	Analysis		Date Prepared /		Dil	Lab	Analyst
			Batch	Prep Batch	Analyzed				
P:3546	510-73338-B-1-A	RADL	510-91098	510-91000	12/13/2011	15:45	10	TAL VAL	SNP
A:8082	510-73338-B-1-A	RADL	510-91098	510-91000	12/15/2011	12:19	10	TAL VAL	CLI
A:Moisture	510-73338-A-1		510-91021		12/13/2011	16:36	1	TAL VAL	KT

Lab ID: 510-73338-2

Client ID: TRC-SW-2

Sample Date/Time: 12/12/2011 16:55 Received Date/Time: 12/13/2011 15:00

Method	Bottle ID	Run	Analysis		Date Prepared /		Dil	Lab	Analyst
			Batch	Prep Batch	Analyzed				
P:3546	510-73338-B-2-A	RADL	510-91098	510-91000	12/13/2011	15:45	25000	TAL VAL	SNP
A:8082	510-73338-B-2-A	RADL	510-91098	510-91000	12/15/2011	12:34	25000	TAL VAL	CLI
A:Moisture	510-73338-A-2		510-91021		12/13/2011	16:36	1	TAL VAL	KT

Lab ID: 510-73338-3

Client ID: TRC-SW-3

Sample Date/Time: 12/12/2011 17:00 Received Date/Time: 12/13/2011 15:00

Method	Bottle ID	Run	Analysis		Date Prepared /		Dil	Lab	Analyst
			Batch	Prep Batch	Analyzed				
P:3546	510-73338-B-3-B	REDL	510-91178	510-91096	12/15/2011	12:02	10	TAL VAL	SNP
A:8082	510-73338-B-3-B	REDL	510-91178	510-91096	12/16/2011	18:45	10	TAL VAL	CLI
A:Moisture	510-73338-A-3		510-91021		12/13/2011	16:36	1	TAL VAL	KT

Lab ID: 510-73338-4

Client ID: TRC-SW-4

Sample Date/Time: 12/12/2011 17:05 Received Date/Time: 12/13/2011 15:00

Method	Bottle ID	Run	Analysis		Date Prepared /		Dil	Lab	Analyst
			Batch	Prep Batch	Analyzed				
P:3546	510-73338-B-4-A	RADL	510-91098	510-91000	12/13/2011	15:45	500	TAL VAL	SNP
A:8082	510-73338-B-4-A	RADL	510-91098	510-91000	12/15/2011	13:50	500	TAL VAL	CLI
A:Moisture	510-73338-A-4		510-91021		12/13/2011	16:36	1	TAL VAL	KT

Lab ID: MB

Client ID: N/A

Sample Date/Time: N/A

Received Date/Time: N/A

Method	Bottle ID	Run	Analysis		Date Prepared /		Dil	Lab	Analyst
			Batch	Prep Batch	Analyzed				
P:3546	MB 510-91000/1-A		510-91038	510-91000	12/13/2011	14:19	1	TAL VAL	SNP
A:8082	MB 510-91000/1-A		510-91038	510-91000	12/14/2011	12:44	1	TAL VAL	CLI
P:3546	MB 510-91096/1-A		510-91178	510-91096	12/15/2011	07:45	1	TAL VAL	SNP
A:8082	MB 510-91096/1-A		510-91178	510-91096	12/16/2011	14:39	1	TAL VAL	CLI
A:Moisture	MB 510-91021/1		510-91021		12/13/2011	16:36	1	TAL VAL	KT

Quality Control Results

Client: Weaver Boos Consultants LLC

Job Number: 510-73338-1

Laboratory Chronicle

Lab ID: LCS

Client ID: N/A

Sample Date/Time: N/A

Received Date/Time: N/A

Method	Bottle ID	Run	Analysis		Date Prepared /		Dil	Lab	Analyst
			Batch	Prep Batch	Analyzed				
P:3546	LCS 510-91000/2-A		510-91038	510-91000	12/13/2011	14:19	1	TAL VAL	SNP
A:8082	LCS 510-91000/2-A		510-91038	510-91000	12/14/2011	12:59	1	TAL VAL	CLI
P:3546	LCS 510-91096/2-A		510-91178	510-91096	12/15/2011	07:45	1	TAL VAL	SNP
A:8082	LCS 510-91096/2-A		510-91178	510-91096	12/16/2011	14:54	1	TAL VAL	CLI

Lab References:

TAL VAL = TestAmerica Valparaiso

Method 8082

Polychlorinated Biphenyls (PCBs) by
Gas Chromatography by Method 8082

FORM II
PCBS SURROGATE RECOVERY

Lab Name: TestAmerica Valparaiso Job No.: 510-73338-1

SDG No.: _____

Matrix: Solid Level: Low

GC Column (1): 8082/608 ID: 0.53 (mm)

Client Sample ID	Lab Sample ID	DBC1 #	DCB1 #
TRC-SW-1 RADL	510-73338-1 RADL	0 D	0 D
TRC-SW-2 RADL2	510-73338-2 RADL2	0 D	0 D
TRC-SW-3 REDL	510-73338-3 REDL	0 D	0 D
TRC-SW-4 RADL2	510-73338-4 RADL2	0 D	0 D
	MB 510-91000/1-A	53	86
	MB 510-91096/1-A	74	94
	LCS 510-91000/2-A	72	97
	LCS 510-91096/2-A	79	90

DBC = Dibutylchloroendate
DCB = DCB Decachlorobiphenyl

QC LIMITS
10-132
14-147

Column to be used to flag recovery values

FORM III
PCBS LAB CONTROL SAMPLE RECOVERY

Lab Name: TestAmerica Valparaiso Job No.: 510-73338-1

SDG No.: _____

Matrix: Solid Level: Low Lab File ID: B5911.D

Lab ID: LCS 510-91000/2-A Client ID: _____

COMPOUND	SPIKE ADDED (mg/Kg)	LCS CONCENTRATION (mg/Kg)	LCS % REC	QC LIMITS REC	#
PCB-1016	0.334	0.314	94	71-118	
PCB-1260	0.334	0.329	98	72-125	

Column to be used to flag recovery and RPD values

FORM III
PCBS LAB CONTROL SAMPLE RECOVERY

Lab Name: TestAmerica Valparaiso Job No.: 510-73338-1

SDG No.: _____

Matrix: Solid Level: Low Lab File ID: B6008.D

Lab ID: LCS 510-91096/2-A Client ID: _____

COMPOUND	SPIKE ADDED (mg/Kg)	LCS CONCENTRATION (mg/Kg)	LCS % REC	QC LIMITS REC	#
PCB-1016	0.334	0.321	96	71-118	
PCB-1260	0.334	0.341	102	72-125	

Column to be used to flag recovery and RPD values

FORM IV
PCBS METHOD BLANK SUMMARY

Lab Name: TestAmerica Valparaiso Job No.: 510-73338-1
 SDG No.: _____
 Lab Sample ID: MB 510-91000/1-A
 Matrix: Solid Date Extracted: 12/13/2011 14:19
 Lab File ID: (1) B5910.D Lab File ID: (2) _____
 Date Analyzed: (1) 12/14/2011 12:44 Date Analyzed: (2) _____
 Instrument ID: (1) SGCA Instrument ID: (2) _____
 GC Column: (1) 8082/608 ID: 0.53 (mm) GC Column: (2) _____ ID: _____

THIS METHOD BLANK APPLIES TO THE FOLLOWING SAMPLES:

CLIENT SAMPLE ID	LAB SAMPLE ID	DATE ANALYZED 1	DATE ANALYZED 2
	LCS 510-91000/2-A	12/14/2011 12:59	
TRC-SW-1 RADL	510-73338-1 RADL	12/15/2011 12:19	
TRC-SW-2 RADL2	510-73338-2 RADL2	12/15/2011 12:34	
TRC-SW-4 RADL2	510-73338-4 RADL2	12/15/2011 13:50	

FORM IV
PCBS METHOD BLANK SUMMARY

Lab Name: TestAmerica Valparaiso Job No.: 510-73338-1
 SDG No.: _____
 Lab Sample ID: MB 510-91096/1-A
 Matrix: Solid Date Extracted: 12/15/2011 07:45
 Lab File ID: (1) B6007.D Lab File ID: (2) _____
 Date Analyzed: (1) 12/16/2011 14:39 Date Analyzed: (2) _____
 Instrument ID: (1) SGCA Instrument ID: (2) _____
 GC Column: (1) 8082/608 ID: 0.53(mm) GC Column: (2) _____ ID: _____

THIS METHOD BLANK APPLIES TO THE FOLLOWING SAMPLES:

CLIENT SAMPLE ID	LAB SAMPLE ID	DATE ANALYZED 1	DATE ANALYZED 2
	LCS 510-91096/2-A	12/16/2011 14:54	
TRC-SW-3 REDL	510-73338-3 REDL	12/16/2011 18:45	

FORM X
IDENTIFICATION SUMMARY

Lab Name: TestAmerica Valparaiso Job No.: 510-73338-1
 SDG No.: _____
 Client Sample ID: _____ Lab Sample ID: LCS 510-91000/2-A
 Instrument ID (1): SGCA Instrument ID (2): _____
 Date Analyzed (1): 12/14/2011 12:59 Date Analyzed (2): _____
 GC Column (1): 8082/608 ID: 0.53(mm) GC Column (2): _____ ID: _____

ANALYTE	COL	PEAK	RT	RT WINDOW		CONCENTRATION		
				FROM	TO	PEAK	MEAN	
PCB-1016	1	1	3.16	3.06	3.26	0.299	0.314	
		2	3.58	3.48	3.68	0.318		
		3	4.37	4.27	4.47	0.320		
		4	4.94	4.84	5.04	0.316		
		5	5.49	5.39	5.59	0.317		
PCB-1260	1	1	6.77	6.67	6.87	0.324	0.329	
		2	7.26	7.16	7.36	0.332		
		3	7.50	7.39	7.59	0.331		
		4	7.80	7.70	7.90	0.354		
		5	8.56	8.46	8.66	0.301		

FORM X
IDENTIFICATION SUMMARY

Lab Name: TestAmerica Valparaiso Job No.: 510-73338-1
 SDG No.: _____
 Client Sample ID: _____ Lab Sample ID: LCS 510-91096/2-A
 Instrument ID (1): SGCA Instrument ID (2): _____
 Date Analyzed (1): 12/16/2011 14:54 Date Analyzed (2): _____
 GC Column (1): 8082/608 ID: 0.53(mm) GC Column (2): _____ ID: _____

ANALYTE	COL	PEAK	RT	RT WINDOW		CONCENTRATION		
				FROM	TO	PEAK	MEAN	
PCB-1016	1	1	3.15	3.06	3.26	0.295	0.321	
		2	3.58	3.48	3.68	0.318		
		3	4.36	4.27	4.47	0.334		
		4	4.93	4.84	5.04	0.328		
		5	5.49	5.39	5.59	0.331		
PCB-1260	1	1	6.77	6.67	6.87	0.336	0.341	
		2	7.26	7.16	7.36	0.352		
		3	7.50	7.40	7.60	0.349		
		4	7.80	7.71	7.91	0.368		
		5	8.56	8.46	8.66	0.299		

FORM I
PCBS ORGANICS ANALYSIS DATA SHEET

Lab Name: TestAmerica Valparaiso Job No.: 510-73338-1
 SDG No.: _____
 Client Sample ID: TRC-SW-1 RADL Lab Sample ID: 510-73338-1 RADL
 Matrix: Solid Lab File ID: B5957.D
 Analysis Method: 8082 Date Collected: 12/12/2011 16:50
 Extraction Method: 3546 Date Extracted: 12/13/2011 15:45
 Sample wt/vol: 15.59(g) Date Analyzed: 12/15/2011 12:19
 Con. Extract Vol.: 5(mL) Dilution Factor: 10
 Injection Volume: 1(uL) GC Column: 8082/608 ID: 0.53(mm)
 % Moisture: 3.5 GPC Cleanup: (Y/N) N
 Analysis Batch No.: 91098 Units: mg/Kg

CAS NO.	COMPOUND NAME	RESULT	Q	RL	MDL
12674-11-2	PCB-1016	<0.20		0.20	0.023
11104-28-2	PCB-1221	<0.20		0.20	0.066
11141-16-5	PCB-1232	<0.20		0.20	0.014
53469-21-9	PCB-1242	<0.20		0.20	0.038
12672-29-6	PCB-1248	<0.20		0.20	0.034
11097-69-1	PCB-1254	<0.20		0.20	0.032
11096-82-5	PCB-1260	0.47		0.20	0.016

CAS NO.	SURROGATE	%REC	Q	LIMITS
2051-24-3	DCB Decachlorobiphenyl	0	D	14-147
1770-80-5	Dibutylchloredate	0	D	10-132

TestAmerica Laboratories
Target Compound Quantitation Report

Data File: \\valsvr08\ChromData\SGCA\20111215-6072.b\B5957.D
 Lims ID: 510-73338-B-1-A Client ID: TRC-SW-1
 Inject. Date: 15-Dec-2011 12:19:30 Dil. Factor: 10.0000
 Sample Type: Client
 Sample ID: 510-73338-b-1-a
 Misc. Info.:
 Operator: Instrument ID: SGCA
 Vol. Injected: 1.0000 ALS Bottle#: 10
 Lims Batch ID: 91098 Lims Sample ID: 13
 Detector 1 : GC ECD1A
 Detector 2 : GC ECD2B
 Method: \\valsvr08\ChromData\SGCA\20111215-6072.b\PCBS.m
 Last Update: 15-Dec-2011 12:13:48 Calib Date: 11-Oct-2011 16:44:21
 Quant Method: External Standard Quant By: Initial Calibration
 Last ICal File: \\valsvr08\ChromData\SGCA\20111011-5714.b\B4816.D
 Limit Group: SGC - 1 - 8082 CAL
 Integrator: Falcon
 Process Host: VAL-SMS-LAB3

First Level Reviewer: iversc Date: 15-Dec-2011 13:40:53

Det	Sig	RT	EXP RT	DLT RT	Response	On-Col Amt ug/L	Ratio Range	Ratio	Flags
-----	-----	----	--------	--------	----------	-----------------	-------------	-------	-------

5 PCB-1221

1	1	2.246
1	2	2.940
1	3	3.108
1	4	3.155
1	5	4.364
2	6	2.501
2	7	2.927
2	8	3.421
2	9	3.613
2	10	3.697

7 PCB-1232

1	1	2.941
1	2	3.156
1	3	3.582
1	4	4.365
1	5	4.451
2	6	2.501
2	7	3.697
2	8	4.269
2	9	5.152
2	10	5.874

Data File: \\valsvr08\ChromData\SGCA\20111215-6072.b\B5957.D

Det	Sig	RT	EXP RT	DLT RT	Response	On-Col Amt ug/L	Ratio Range	Ratio	Flags
4 PCB-1016									
1	1		3.157						
1	2		3.582						
1	3		4.365						
1	4		4.936						
1	5		5.488						
2	6		3.698						
2	7		4.270						
2	8		5.154						
2	9		5.586						
2	10		5.878						
10 PCB-1242									
1	1		3.157						
1	2		3.582						
1	3		4.452						
1	4		5.116						
1	5		5.592						
2	6		3.698						
2	7		4.270						
2	8		5.154						
2	9		6.547						
2	10		6.933						
6 PCB-1248									
1	1		3.580						
1	2		4.188						
1	3		5.056						
1	4		5.590						
1	5		6.476						
2	6		4.269						
2	7		5.150						
2	8		5.878						
2	9		6.547						
2	10		6.935						
9 PCB-1254									
1	1		5.553						
1	2		6.292						
1	3		6.478						
1	4		6.929						
1	5		7.806						
2	6		6.545						
2	7		6.861						
2	8		7.761						
2	9		8.281						
2	10		9.225						

Det	Sig	RT	EXP RT	DLT RT	Response	On-Col Amt ug/L	Ratio Range	Ratio	Flags
-----	-----	----	--------	--------	----------	-----------------	-------------	-------	-------

11 PCB-1260

1	1	6.784	6.768	0.016	13119932	136.6		100.0	
1	2	7.274	7.258	0.016	21932079	153.5	119.7- 179.7	167.2	
1	3	7.512	7.495	0.017	7906980	142.6	29.6- 89.6	60.3	
1	4	7.823	7.803	0.020	23606609	161.6	126.4- 186.4	179.9	
1	5	8.576	8.562	0.014	10358776	114.5	64.1- 124.1	79.0	
Average of Peak Amounts =						141.8			
2	6	7.846	7.836	0.010	3413993	100.2		100.0	
2	7	8.216	8.205	0.011	8055103	116.8	163.4- 223.4	235.9	
2	8	8.644	8.635	0.009	11761057	138.1	201.9- 261.9	344.5	
2	9	9.361	9.354	0.007	5976474	96.0	146.4- 206.4	175.1	
2	10	9.750	9.745	0.005	7470520	109.9	153.8- 213.8	218.8	
Average of Peak Amounts =						112.2			

RPD = 23.28

\$ 3 Dibutylchloroendate

1	1	9.570							
2	2	10.259							

\$ 2 DCB Decachlorobiphenyl

1	1	10.769							
2	2	11.580							

Report Date: 15-Dec-2011 13:40:54

Chrom Revision: 1.2 13-Jul-2011 10:43:06

Data File: \\valsvr08\ChromData\SGCA\20111215-6072.b\B5957.D

Injection Date: 15-Dec-2011 12:19:30

Limit Group: SGC - 1 - 8082 CAL

Client ID: TRC-SW-1

Instrument ID: SGCA

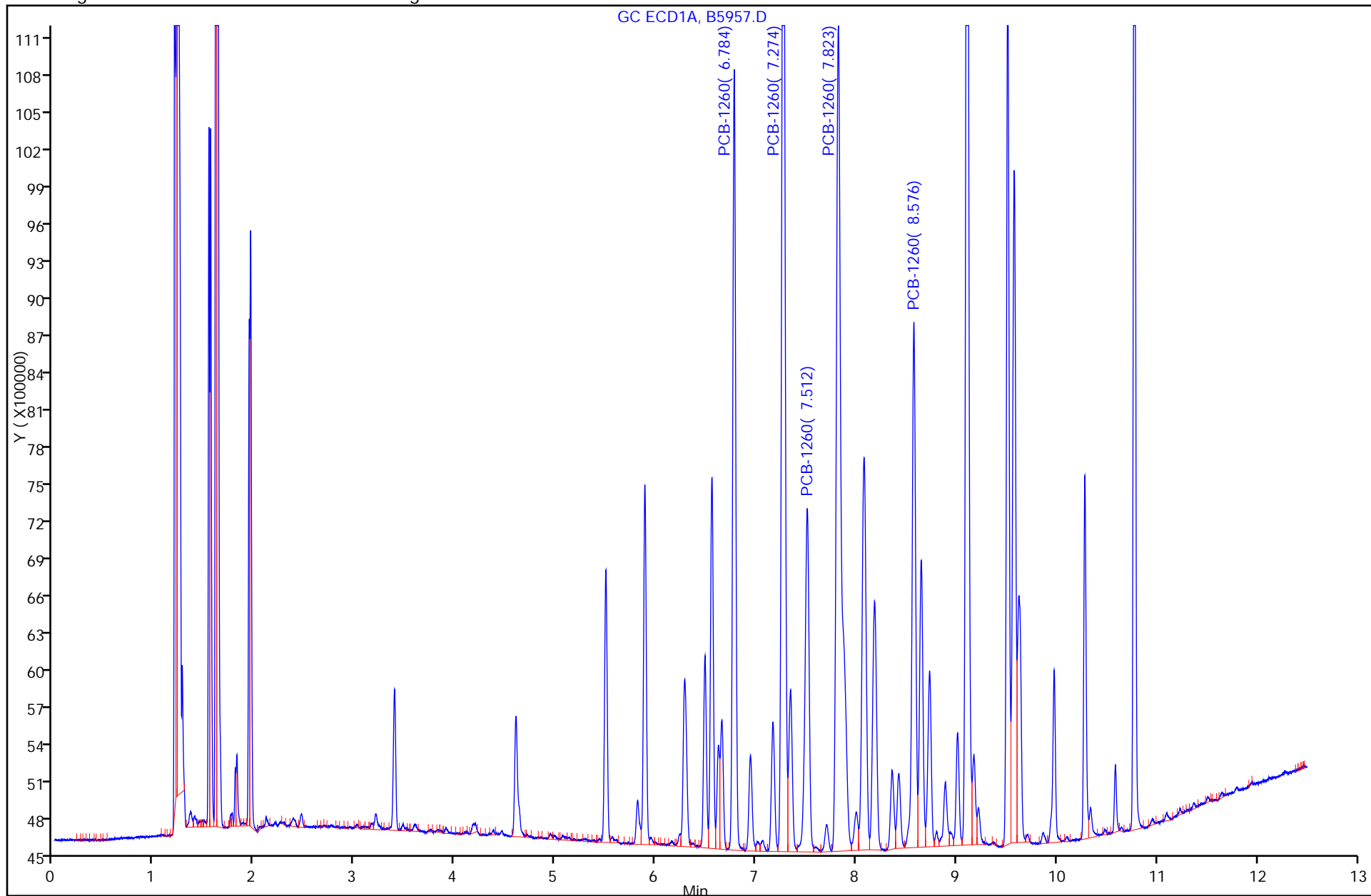
Lims Batch ID: 91098

Lims Sample ID: 13

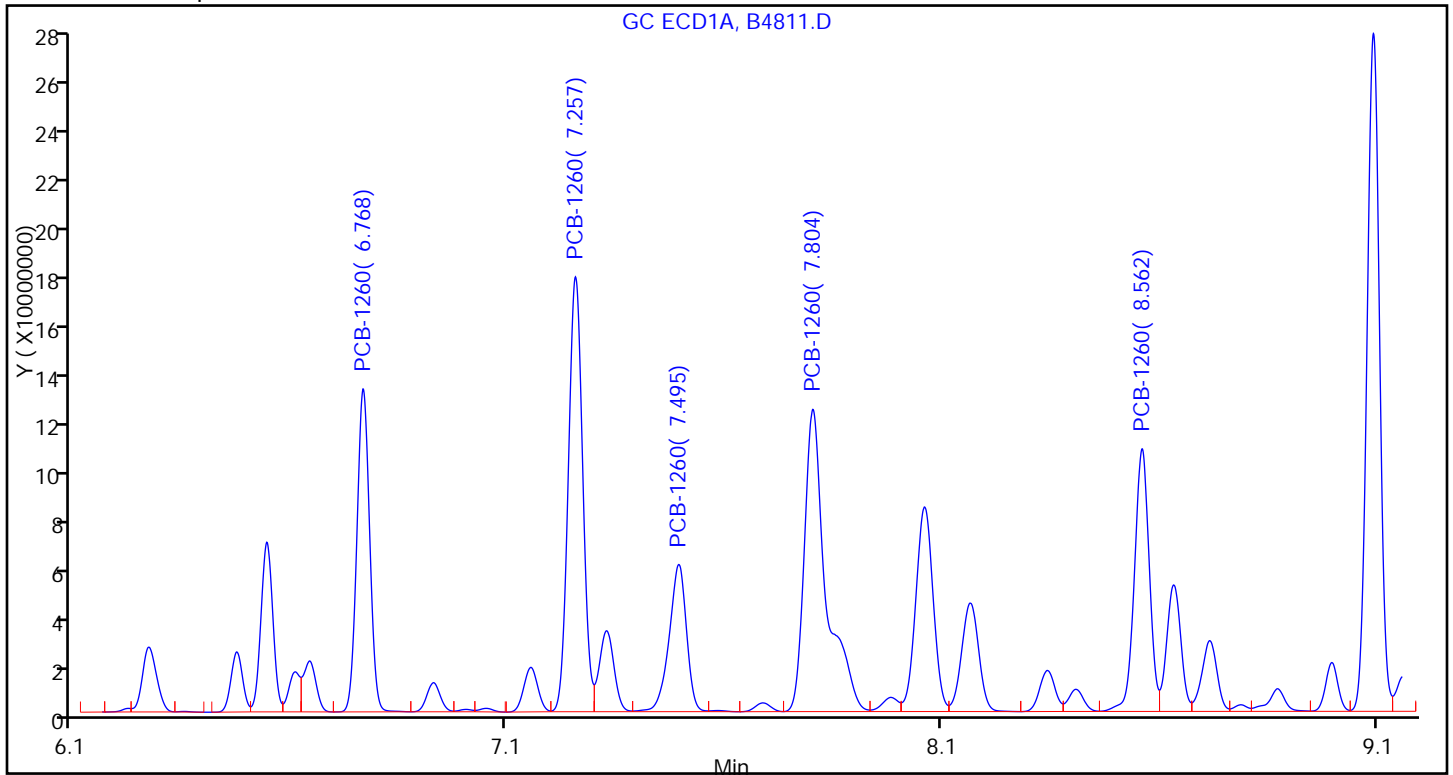
Operator ID:

Injection Vol: 1.00 ul

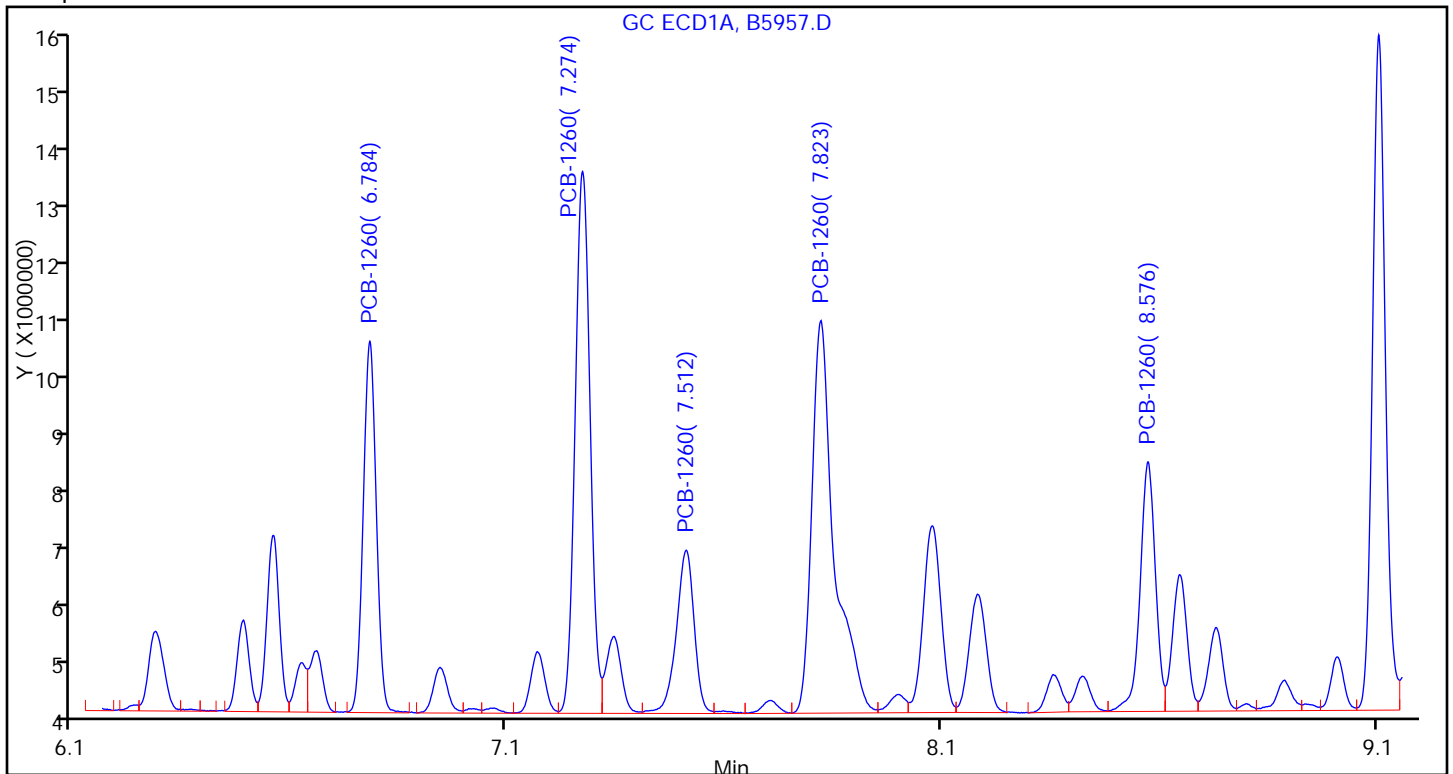
Y Scaling: Method Defined: Scale to the Nth Largest Peak: 10



Calibration Sample, Level: 9



Sample



FORM I
PCBS ORGANICS ANALYSIS DATA SHEET

Lab Name: TestAmerica Valparaiso Job No.: 510-73338-1
 SDG No.: _____
 Client Sample ID: TRC-SW-2 RADL2 Lab Sample ID: 510-73338-2 RADL2
 Matrix: Solid Lab File ID: B5958.D
 Analysis Method: 8082 Date Collected: 12/12/2011 16:55
 Extraction Method: 3546 Date Extracted: 12/13/2011 15:45
 Sample wt/vol: 15.64(g) Date Analyzed: 12/15/2011 12:34
 Con. Extract Vol.: 5(mL) Dilution Factor: 25000
 Injection Volume: 1(uL) GC Column: 8082/608 ID: 0.53(mm)
 % Moisture: 5.9 GPC Cleanup: (Y/N) N
 Analysis Batch No.: 91098 Units: mg/Kg

CAS NO.	COMPOUND NAME	RESULT	Q	RL	MDL
12674-11-2	PCB-1016	<510		510	58
11104-28-2	PCB-1221	<510		510	170
11141-16-5	PCB-1232	<510		510	35
53469-21-9	PCB-1242	<510		510	97
12672-29-6	PCB-1248	<510		510	88
11097-69-1	PCB-1254	<510		510	82
11096-82-5	PCB-1260	11000	B	510	42

CAS NO.	SURROGATE	%REC	Q	LIMITS
2051-24-3	DCB Decachlorobiphenyl	0	D	14-147
1770-80-5	Dibutylchloredate	0	D	10-132

TestAmerica Laboratories
Target Compound Quantitation Report

Data File: \\valsvr08\ChromData\SGCA\20111215-6072.b\B5958.D
 Lims ID: 510-73338-B-2-A Client ID: TRC-SW-2
 Inject. Date: 15-Dec-2011 12:34:45 Dil. Factor: 25000.0000
 Sample Type: Client
 Sample ID: 510-73338-b-2-a
 Misc. Info.:
 Operator: Instrument ID: SGCA
 Vol. Injected: 1.0000 ALS Bottle#: 11
 Lims Batch ID: 91098 Lims Sample ID: 14
 Detector 1 : GC ECD1A
 Detector 2 : GC ECD2B
 Method: \\valsvr08\ChromData\SGCA\20111215-6072.b\PCBS.m
 Last Update: 15-Dec-2011 12:13:48 Calib Date: 11-Oct-2011 16:44:21
 Quant Method: External Standard Quant By: Initial Calibration
 Last ICal File: \\valsvr08\ChromData\SGCA\20111011-5714.b\B4816.D
 Limit Group: SGC - 1 - 8082 CAL
 Integrator: Falcon
 Process Host: VAL-SMS-LAB3

First Level Reviewer: iversc Date: 15-Dec-2011 13:41:14

Det	Sig	RT	EXP RT	DLT RT	Response	On-Col Amt ug/L	Ratio Range	Ratio	Flags
-----	-----	----	--------	--------	----------	-----------------	-------------	-------	-------

5 PCB-1221

1	1	2.246
1	2	2.940
1	3	3.108
1	4	3.155
1	5	4.364
2	6	2.501
2	7	2.927
2	8	3.421
2	9	3.613
2	10	3.697

7 PCB-1232

1	1	2.941
1	2	3.156
1	3	3.582
1	4	4.365
1	5	4.451
2	6	2.501
2	7	3.697
2	8	4.269
2	9	5.152
2	10	5.874

Data File: \\valsvr08\ChromData\SGCA\20111215-6072.b\B5958.D

Det	Sig	RT	EXP RT	DLT RT	Response	On-Col Amt ug/L	Ratio Range	Ratio	Flags
4 PCB-1016									
1	1		3.157						
1	2		3.582						
1	3		4.365						
1	4		4.936						
1	5		5.488						
2	6		3.698						
2	7		4.270						
2	8		5.154						
2	9		5.586						
2	10		5.878						
10 PCB-1242									
1	1		3.157						
1	2		3.582						
1	3		4.452						
1	4		5.116						
1	5		5.592						
2	6		3.698						
2	7		4.270						
2	8		5.154						
2	9		6.547						
2	10		6.933						
6 PCB-1248									
1	1		3.580						
1	2		4.188						
1	3		5.056						
1	4		5.590						
1	5		6.476						
2	6		4.269						
2	7		5.150						
2	8		5.878						
2	9		6.547						
2	10		6.935						
9 PCB-1254									
1	1		5.553						
1	2		6.292						
1	3		6.478						
1	4		6.929						
1	5		7.806						
2	6		6.545						
2	7		6.861						
2	8		7.761						
2	9		8.281						
2	10		9.225						

Det	Sig	RT	EXP RT	DLT RT	Response	On-Col Amt ug/L	Ratio Range	Ratio	Flags
-----	-----	----	--------	--------	----------	-----------------	-------------	-------	-------

11 PCB-1260

1	1	6.771	6.768	0.003	110416908	1220.2		100.0	
1	2	7.259	7.258	0.001	181061381	1328.7	119.7- 179.7	164.0	
1	3	7.498	7.495	0.003	68251533	1259.0	29.6- 89.6	61.8	
1	4	7.807	7.803	0.004	199643135	1416.2	126.4- 186.4	180.8	
1	5	8.563	8.562	0.001	88258133	1048.2	64.1- 124.1	79.9	
Average of Peak Amounts =						1254.4			
2	6	7.838	7.836	0.002	32611063	1026.2		100.0	
2	7	8.207	8.205	0.002	69185278	1100.0	163.4- 223.4	212.2	
2	8	8.637	8.635	0.002	90002640	1171.0	201.9- 261.9	276.0	
2	9	9.357	9.354	0.003	51703361	904.3	146.4- 206.4	158.5	
2	10	9.747	9.745	0.002	59634740	970.8	153.8- 213.8	182.9	
Average of Peak Amounts =						1034.5			

RPD = 19.22

\$ 3 Dibutylchloroendate

1	1	9.570
2	2	10.259

\$ 2 DCB Decachlorobiphenyl

1	1	10.769
2	2	11.580

Report Date: 15-Dec-2011 13:41:14

Chrom Revision: 1.2 13-Jul-2011 10:43:06

Data File: \\valsvr08\ChromData\SGCA\20111215-6072.b\B5958.D

Injection Date: 15-Dec-2011 12:34:45

Limit Group: SGC - 1 - 8082 CAL

Client ID: TRC-SW-2

Instrument ID: SGCA

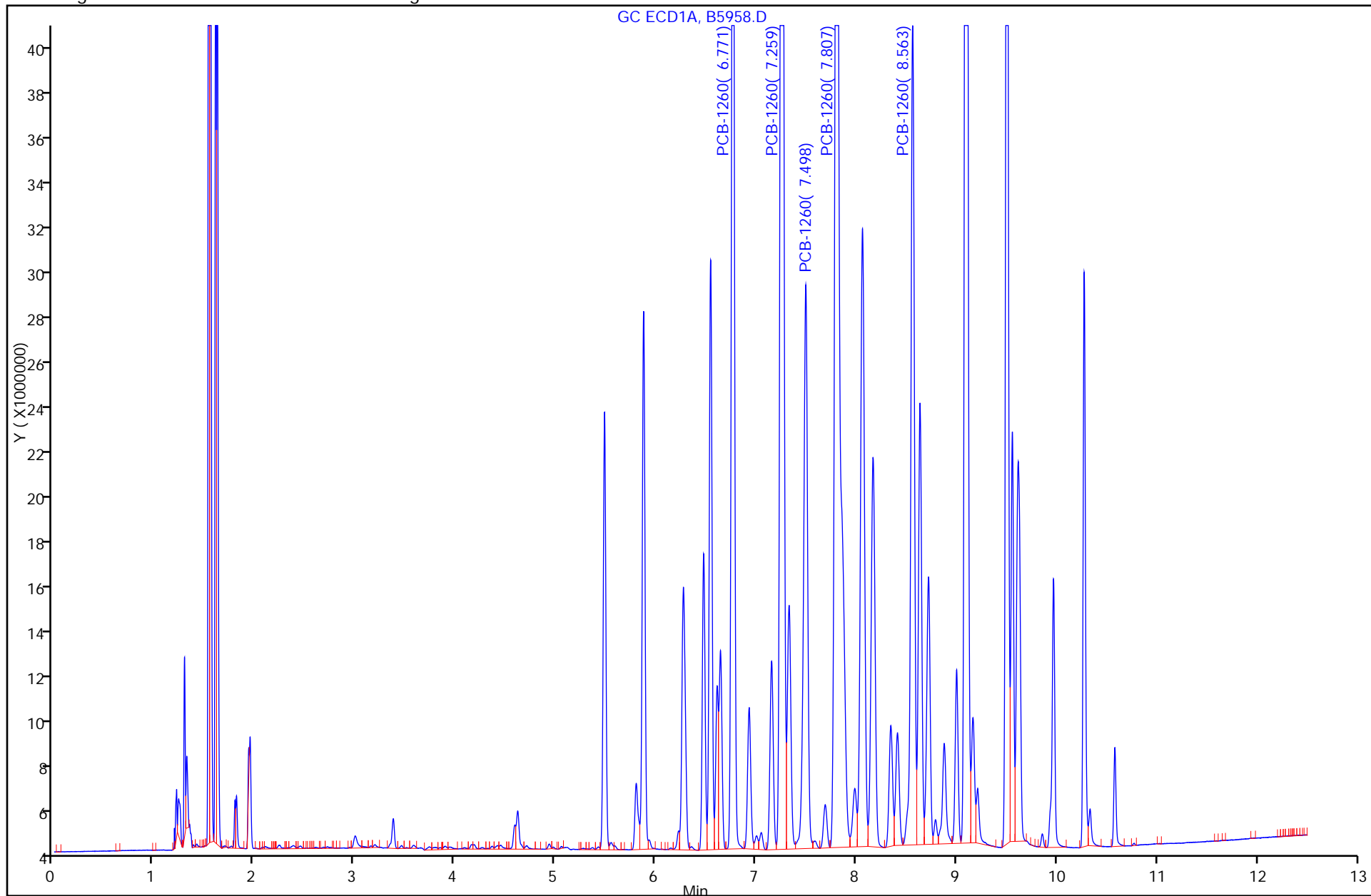
Lims Batch ID: 91098

Lims Sample ID: 14

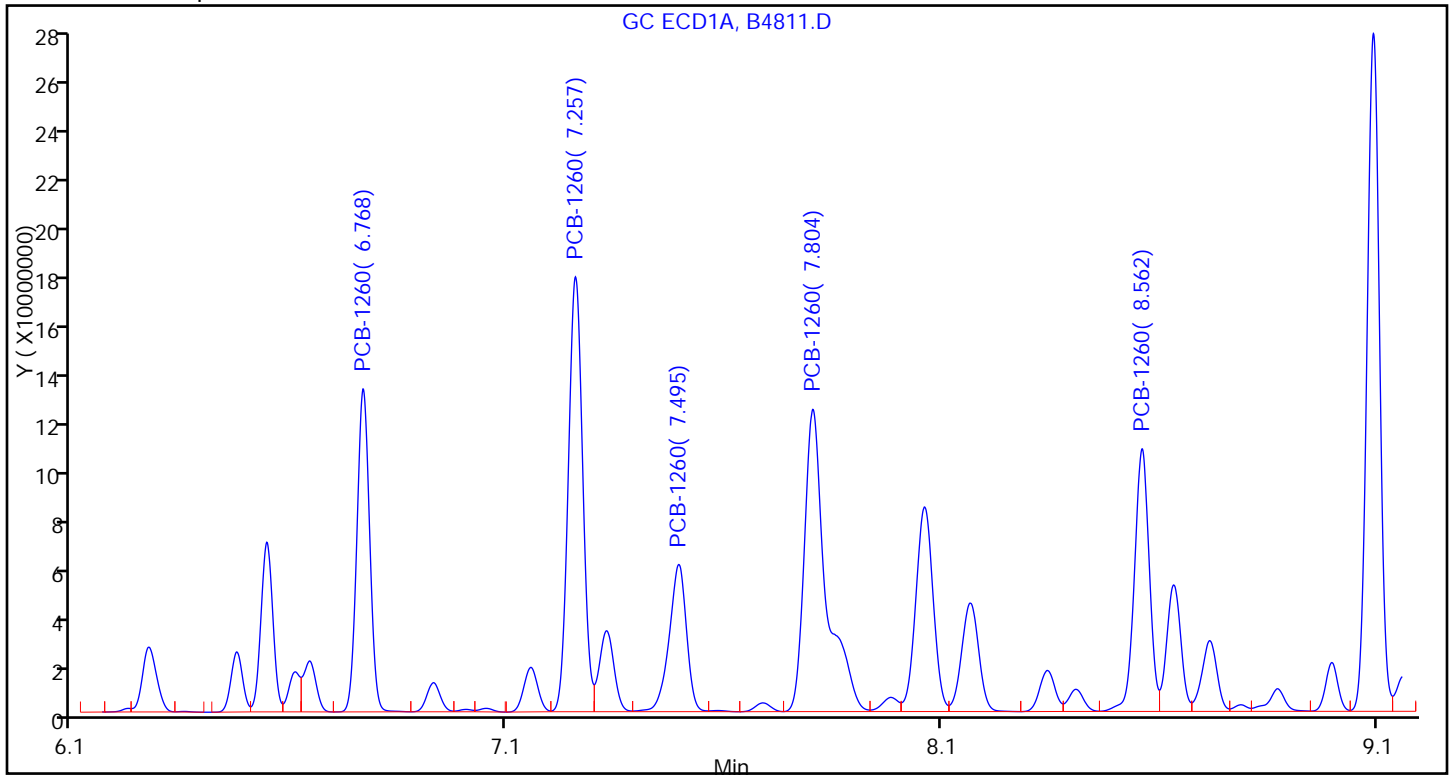
Operator ID:

Injection Vol: 1.00 ul

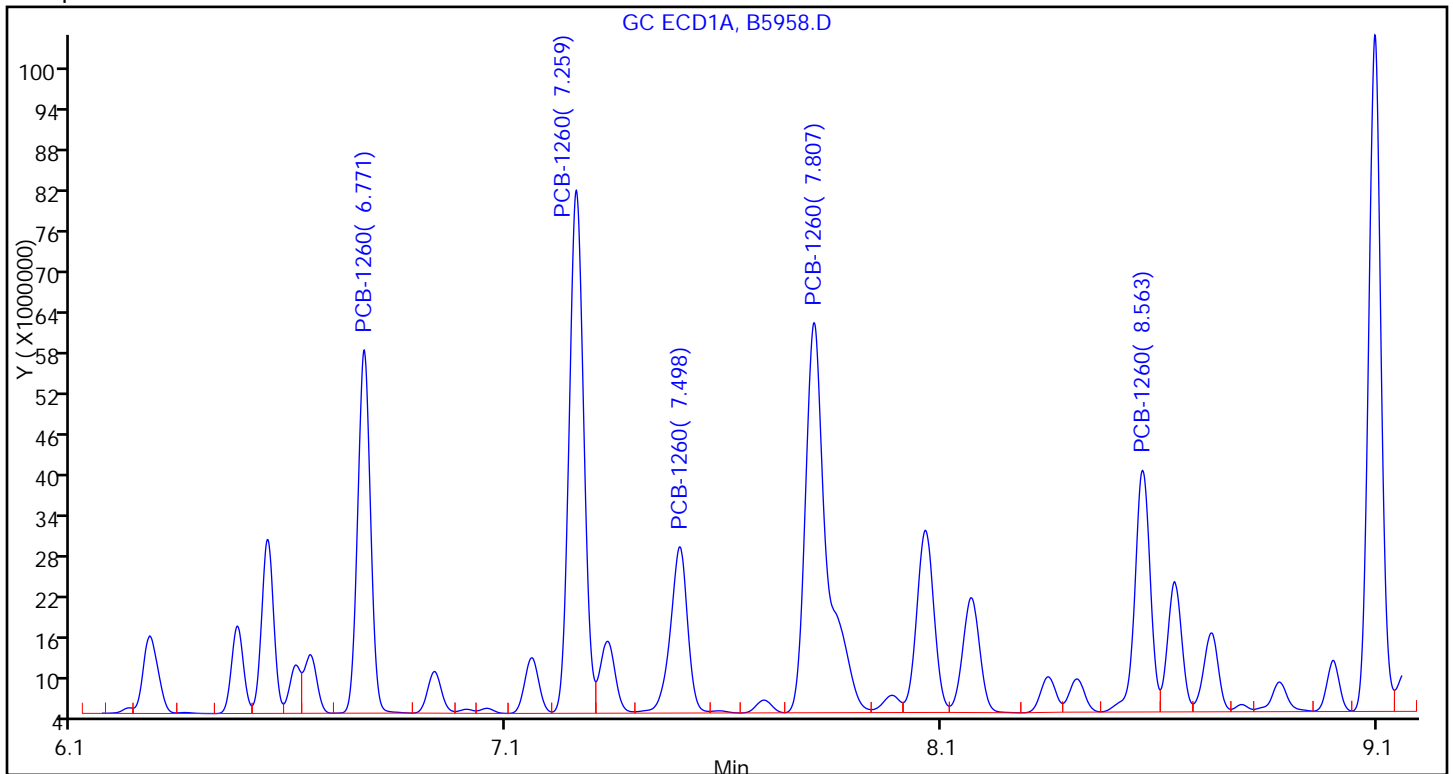
Y Scaling: Method Defined: Scale to the Nth Largest Peak: 10



Calibration Sample, Level: 9



Sample



FORM I
PCBS ORGANICS ANALYSIS DATA SHEET

Lab Name: TestAmerica Valparaiso Job No.: 510-73338-1
 SDG No.: _____
 Client Sample ID: TRC-SW-3 REDL Lab Sample ID: 510-73338-3 REDL
 Matrix: Solid Lab File ID: B6023.D
 Analysis Method: 8082 Date Collected: 12/12/2011 17:00
 Extraction Method: 3546 Date Extracted: 12/15/2011 12:02
 Sample wt/vol: 15.59(g) Date Analyzed: 12/16/2011 18:45
 Con. Extract Vol.: 5(mL) Dilution Factor: 10
 Injection Volume: 1(uL) GC Column: 8082/608 ID: 0.53(mm)
 % Moisture: 5.2 GPC Cleanup: (Y/N) N
 Analysis Batch No.: 91178 Units: mg/Kg

CAS NO.	COMPOUND NAME	RESULT	Q	RL	MDL
12674-11-2	PCB-1016	<0.20		0.20	0.023
11104-28-2	PCB-1221	<0.20		0.20	0.067
11141-16-5	PCB-1232	<0.20		0.20	0.014
53469-21-9	PCB-1242	<0.20		0.20	0.039
12672-29-6	PCB-1248	<0.20		0.20	0.035
11097-69-1	PCB-1254	<0.20		0.20	0.033
11096-82-5	PCB-1260	<0.20		0.20	0.017

CAS NO.	SURROGATE	%REC	Q	LIMITS
2051-24-3	DCB Decachlorobiphenyl	0	D	14-147
1770-80-5	Dibutylchloredate	0	D	10-132

TestAmerica Laboratories
Target Compound Quantitation Report

Data File: \\valsvr08\ChromData\SGCA\20111216-6084.b\B6023.D
 Lims ID: 510-73338-B-3-B Client ID: TRC-SW-3
 Inject. Date: 16-Dec-2011 18:45:03 Dil. Factor: 1.0000
 Sample Type: Client
 Sample ID: 510-73338-b-3-b
 Misc. Info.:
 Operator: Instrument ID: SGCA
 Vol. Injected: 1.0000 ALS Bottle#: 16
 Lims Batch ID: 91178 Lims Sample ID: 33
 Detector 1 : GC ECD1A
 Detector 2 : GC ECD2B
 Method: \\valsvr08\ChromData\SGCA\20111216-6084.b\PCBS.m
 Last Update: 17-Dec-2011 13:20:09 Calib Date: 16-Dec-2011 13:41:18
 Quant Method: External Standard Quant By: Initial Calibration
 Last ICal File: \\valsvr08\ChromData\SGCA\20111216-6084.b\B6004.D
 Limit Group: SGC - 1 - 8082 CAL
 Integrator: Falcon
 Process Host: VAL-SMS-LAB3

First Level Reviewer: iversc Date: 17-Dec-2011 13:34:58

Det	Sig	RT	EXP RT	DLT RT	Response	On-Col Amt ug/L	Ratio Range	Ratio	Flags
-----	-----	----	--------	--------	----------	-----------------	-------------	-------	-------

5 PCB-1221

1	1	2.239
1	2	2.936
1	3	3.103
1	4	3.151
1	5	4.362
2	6	2.496
2	7	2.922
2	8	3.418
2	9	3.611
2	10	3.695

7 PCB-1232

1	1	2.936
1	2	3.152
1	3	3.579
1	4	4.364
1	5	4.449
2	6	2.496
2	7	3.695
2	8	4.269
2	9	5.154
2	10	5.879

Data File: \\valsvr08\ChromData\SGCA\20111216-6084.b\B6023.D

Det	Sig	RT	EXP RT	DLT RT	Response	On-Col Amt ug/L	Ratio Range	Ratio	Flags
10 PCB-1242									
1	1		3.150						
1	2		3.577						
1	3		4.446						
1	4		5.111						
1	5		5.589						
2	6		3.694						
2	7		4.267						
2	8		5.152						
2	9		6.549						
2	10		6.935						
4 PCB-1016									
1	1		3.156						
1	2		3.581						
1	3		4.366						
1	4		4.938						
1	5		5.491						
2	6		3.697						
2	7		4.271						
2	8		5.156						
2	9		5.589						
2	10		5.881						
6 PCB-1248									
1	1		3.577						
1	2		4.186						
1	3		5.056						
1	4		5.591						
1	5		6.477						
2	6		4.269						
2	7		5.152						
2	8		5.880						
2	9		6.549						
2	10		6.938						
9 PCB-1254									
1	1		5.564						
1	2		6.303						
1	3		6.489						
1	4		6.940						
1	5		7.818						
2	6		6.554						
2	7		6.870						
2	8		7.773						
2	9		8.292						
2	10		9.233						

Det	Sig	RT	EXP RT	DLT RT	Response	On-Col Amt ug/L	Ratio Range	Ratio	Flags
11 PCB-1260									
1	1	6.770	6.773	-0.003	2611140	16.3		100.0	7
1	2	7.260	7.262	-0.002	4127080	18.1	119.7- 179.7	158.1	A
1	3	7.498	7.500	-0.002	1450939	16.2	29.5- 89.5	55.6	A
1	4	7.806	7.808	-0.002	4315375	18.0	125.1- 185.1	165.3	A
1	5	8.566	8.568	-0.002	2081998	11.8	63.3- 123.3	79.7	A
Average of Peak Amounts =						16.1			
2	6	7.838	7.845	-0.007	696603	12.5		100.0	7
2	7	8.210	8.214	-0.004	1626504	16.3	169.1- 229.1	233.5	A
2	8	8.640	8.642	-0.002	2081837	16.9	216.2- 276.2	298.9	A
2	9	9.360	9.361	-0.001	1058103	10.3	152.9- 212.9	151.9	A
2	10	9.749	9.751	-0.002	1366132	12.8	164.1- 224.1	196.1	A
Average of Peak Amounts =						13.8			

RPD = 15.58

LOD = 20.0

\$ 3 Dibutylchloroendate

1	1	9.573
2	2	10.265

\$ 2 DCB Decachlorobiphenyl

1	1	10.774
2	2	11.585

QC Flag Legend

Processing Flags

7 - Failed Limit of Detection

Report Date: 17-Dec-2011 13:34:58

Chrom Revision: 1.2 13-Jul-2011 10:43:06

Data File: \\valsvr08\ChromData\SGCA\20111216-6084.b\B6023.D

Injection Date: 16-Dec-2011 18:45:03

Limit Group: SGC - 1 - 8082 CAL

Client ID: TRC-SW-3

Instrument ID: SGCA

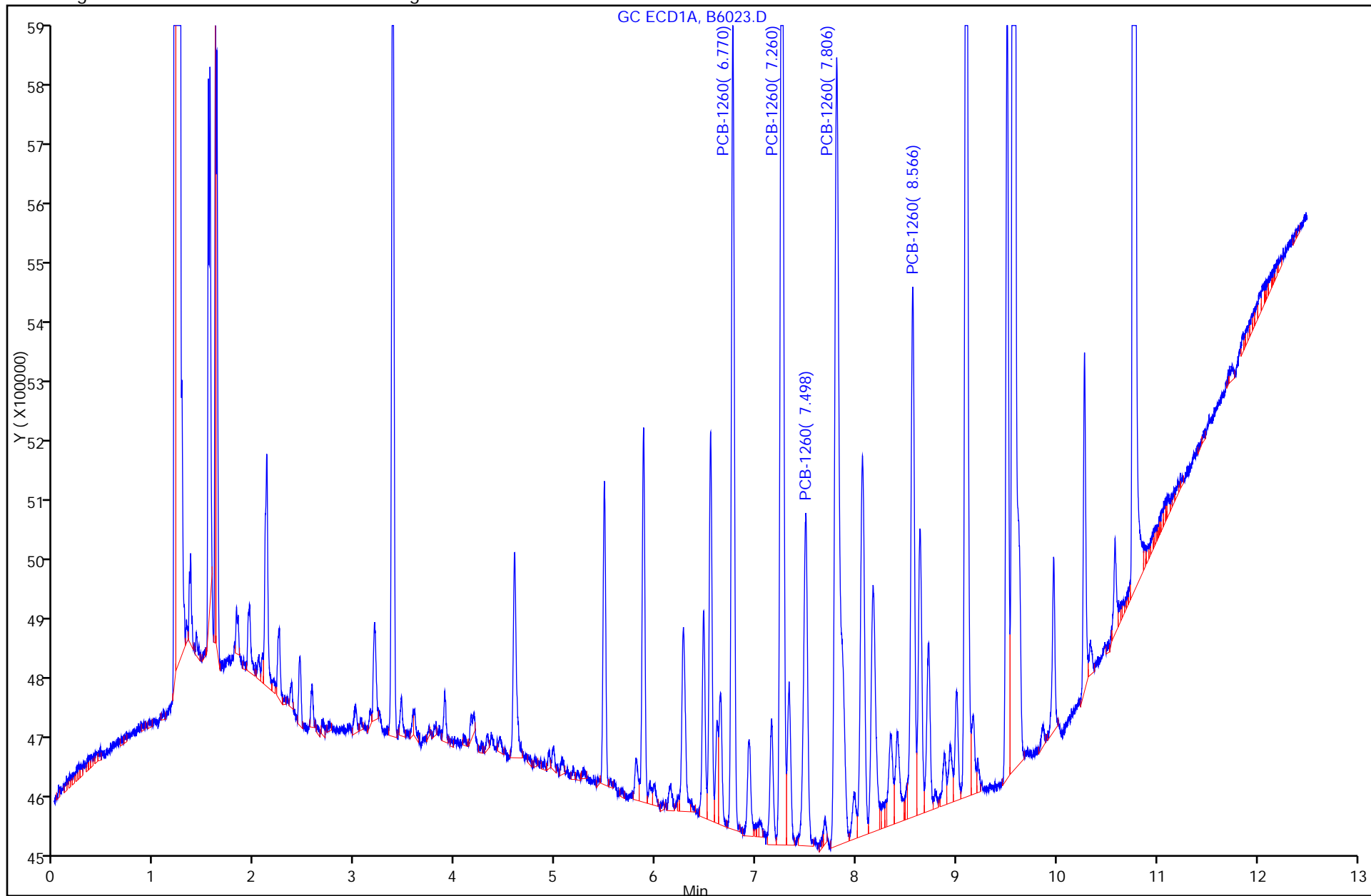
Lims Batch ID: 91178

Lims Sample ID: 33

Operator ID:

Injection Vol: 1.00 ul

Y Scaling: Method Defined: Scale to the Nth Largest Peak: 10



FORM I
PCBS ORGANICS ANALYSIS DATA SHEET

Lab Name: TestAmerica Valparaiso Job No.: 510-73338-1
 SDG No.: _____
 Client Sample ID: TRC-SW-4 RADL2 Lab Sample ID: 510-73338-4 RADL2
 Matrix: Solid Lab File ID: B5963.D
 Analysis Method: 8082 Date Collected: 12/12/2011 17:05
 Extraction Method: 3546 Date Extracted: 12/13/2011 15:45
 Sample wt/vol: 15.61(g) Date Analyzed: 12/15/2011 13:50
 Con. Extract Vol.: 5(mL) Dilution Factor: 500
 Injection Volume: 1(uL) GC Column: 8082/608 ID: 0.53(mm)
 % Moisture: 6.2 GPC Cleanup: (Y/N) N
 Analysis Batch No.: 91098 Units: mg/Kg

CAS NO.	COMPOUND NAME	RESULT	Q	RL	MDL
12674-11-2	PCB-1016	<10		10	1.2
11104-28-2	PCB-1221	<10		10	3.4
11141-16-5	PCB-1232	<10		10	0.71
53469-21-9	PCB-1242	<10		10	2.0
12672-29-6	PCB-1248	<10		10	1.8
11097-69-1	PCB-1254	<10		10	1.6
11096-82-5	PCB-1260	120	B	10	0.84

CAS NO.	SURROGATE	%REC	Q	LIMITS
2051-24-3	DCB Decachlorobiphenyl	0	D	14-147
1770-80-5	Dibutylchloredate	0	D	10-132

TestAmerica Laboratories
Target Compound Quantitation Report

Data File: \\valsvr08\ChromData\SGCA\20111215-6072.b\B5963.D
 Lims ID: 510-73338-B-4-A Client ID: TRC-SW-4
 Inject. Date: 15-Dec-2011 13:50:55 Dil. Factor: 500.0000
 Sample Type: Client
 Sample ID: 510-73338-b-4-a
 Misc. Info.:
 Operator: Instrument ID: SGCA
 Vol. Injected: 1.0000 ALS Bottle#: 16
 Lims Batch ID: 91098 Lims Sample ID: 19
 Detector 1 : GC ECD1A
 Detector 2 : GC ECD2B
 Method: \\valsvr08\ChromData\SGCA\20111215-6072.b\PCBS.m
 Last Update: 15-Dec-2011 12:13:48 Calib Date: 11-Oct-2011 16:44:21
 Quant Method: External Standard Quant By: Initial Calibration
 Last ICal File: \\valsvr08\ChromData\SGCA\20111011-5714.b\B4816.D
 Limit Group: SGC - 1 - 8082 CAL
 Integrator: Falcon
 Process Host: VAL-SMS-LAB3

First Level Reviewer: iversc Date: 15-Dec-2011 14:05:41

Det	Sig	RT	EXP RT	DLT RT	Response	On-Col Amt ug/L	Ratio Range	Ratio	Flags
-----	-----	----	--------	--------	----------	-----------------	-------------	-------	-------

5 PCB-1221

1	1	2.246
1	2	2.940
1	3	3.108
1	4	3.155
1	5	4.364
2	6	2.501
2	7	2.927
2	8	3.421
2	9	3.613
2	10	3.697

7 PCB-1232

1	1	2.941
1	2	3.156
1	3	3.582
1	4	4.365
1	5	4.451
2	6	2.501
2	7	3.697
2	8	4.269
2	9	5.152
2	10	5.874

Data File: \\valsvr08\ChromData\SGCA\20111215-6072.b\B5963.D

Det	Sig	RT	EXP RT	DLT RT	Response	On-Col Amt ug/L	Ratio Range	Ratio	Flags
4 PCB-1016									
1	1		3.157						
1	2		3.582						
1	3		4.365						
1	4		4.936						
1	5		5.488						
2	6		3.698						
2	7		4.270						
2	8		5.154						
2	9		5.586						
2	10		5.878						
10 PCB-1242									
1	1		3.157						
1	2		3.582						
1	3		4.452						
1	4		5.116						
1	5		5.592						
2	6		3.698						
2	7		4.270						
2	8		5.154						
2	9		6.547						
2	10		6.933						
6 PCB-1248									
1	1		3.580						
1	2		4.188						
1	3		5.056						
1	4		5.590						
1	5		6.476						
2	6		4.269						
2	7		5.150						
2	8		5.878						
2	9		6.547						
2	10		6.935						
9 PCB-1254									
1	1		5.553						
1	2		6.292						
1	3		6.478						
1	4		6.929						
1	5		7.806						
2	6		6.545						
2	7		6.861						
2	8		7.761						
2	9		8.281						
2	10		9.225						

Det	Sig	RT	EXP RT	DLT RT	Response	On-Col Amt ug/L	Ratio Range	Ratio	Flags
-----	-----	----	--------	--------	----------	-----------------	-------------	-------	-------

11 PCB-1260

1	1	6.768	6.768	0.000	62777025	684.2		100.0	
1	2	7.257	7.258	-0.001	103754435	753.1	119.7- 179.7	165.3	
1	3	7.495	7.495	0.000	38231281	706.9	29.6- 89.6	60.9	
1	4	7.805	7.803	0.002	114933186	813.9	126.4- 186.4	183.1	
1	5	8.562	8.562	0.000	51707881	610.7	64.1- 124.1	82.4	
Average of Peak Amounts =						713.8			
2	6	7.837	7.836	0.001	18029893	561.5		100.0	
2	7	8.205	8.205	0.000	39718524	617.6	163.4- 223.4	220.3	
2	8	8.634	8.635	-0.001	51930333	654.3	201.9- 261.9	288.0	
2	9	9.355	9.354	0.001	29736123	512.7	146.4- 206.4	164.9	
2	10	9.744	9.745	-0.001	30994015	489.5	153.8- 213.8	171.9	
Average of Peak Amounts =						567.1			

RPD = 22.90

\$ 3 Dibutylchloroendate

1	1	9.570
2	2	10.259

\$ 2 DCB Decachlorobiphenyl

1	1	10.769
2	2	11.580

Report Date: 15-Dec-2011 14:05:41

Chrom Revision: 1.2 13-Jul-2011 10:43:06

Data File: \\valsvr08\ChromData\SGCA\20111215-6072.b\B5963.D

Injection Date: 15-Dec-2011 13:50:55

Limit Group: SGC - 1 - 8082 CAL

Client ID: TRC-SW-4

Instrument ID: SGCA

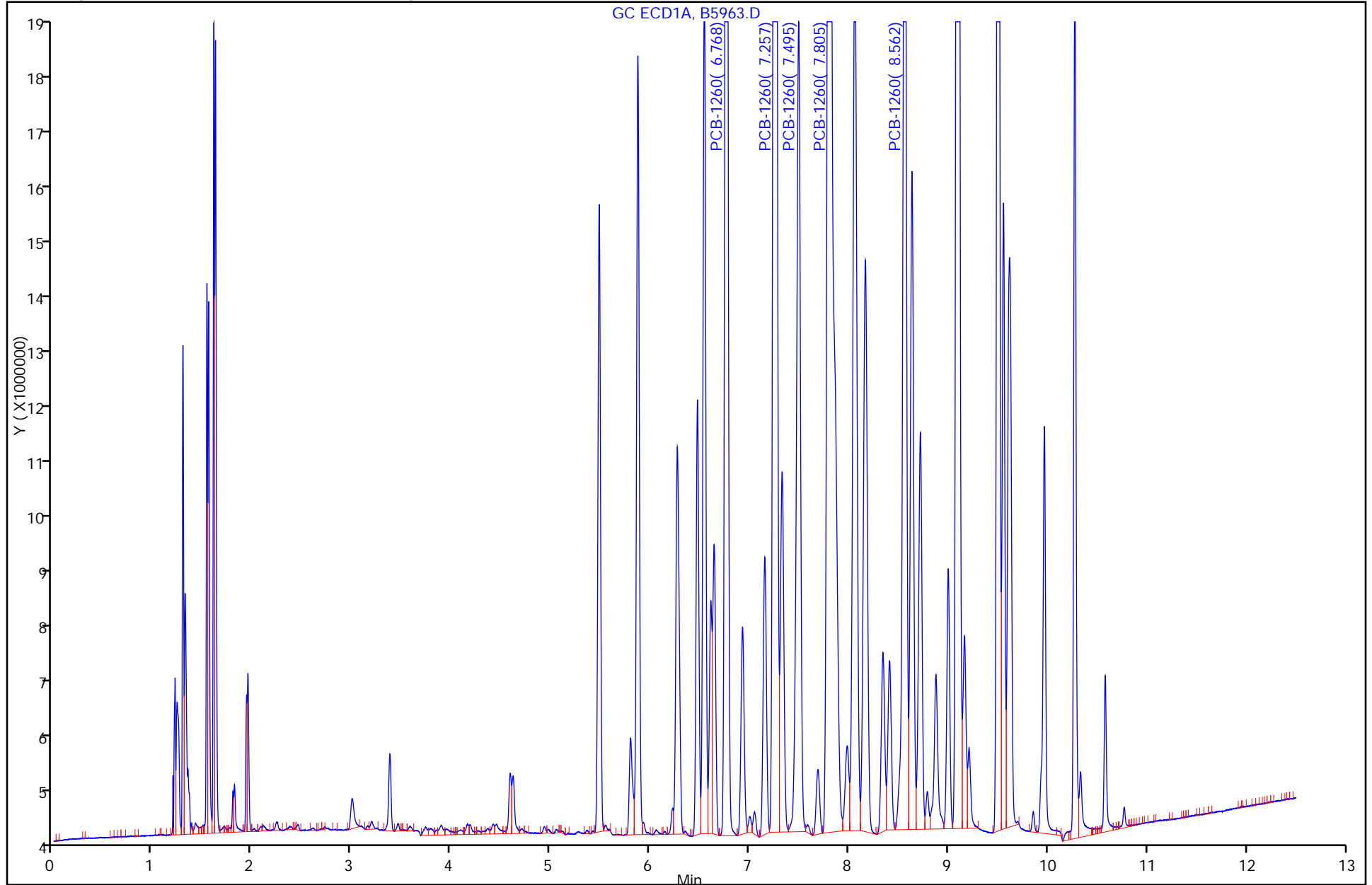
Lims Batch ID: 91098

Lims Sample ID: 19

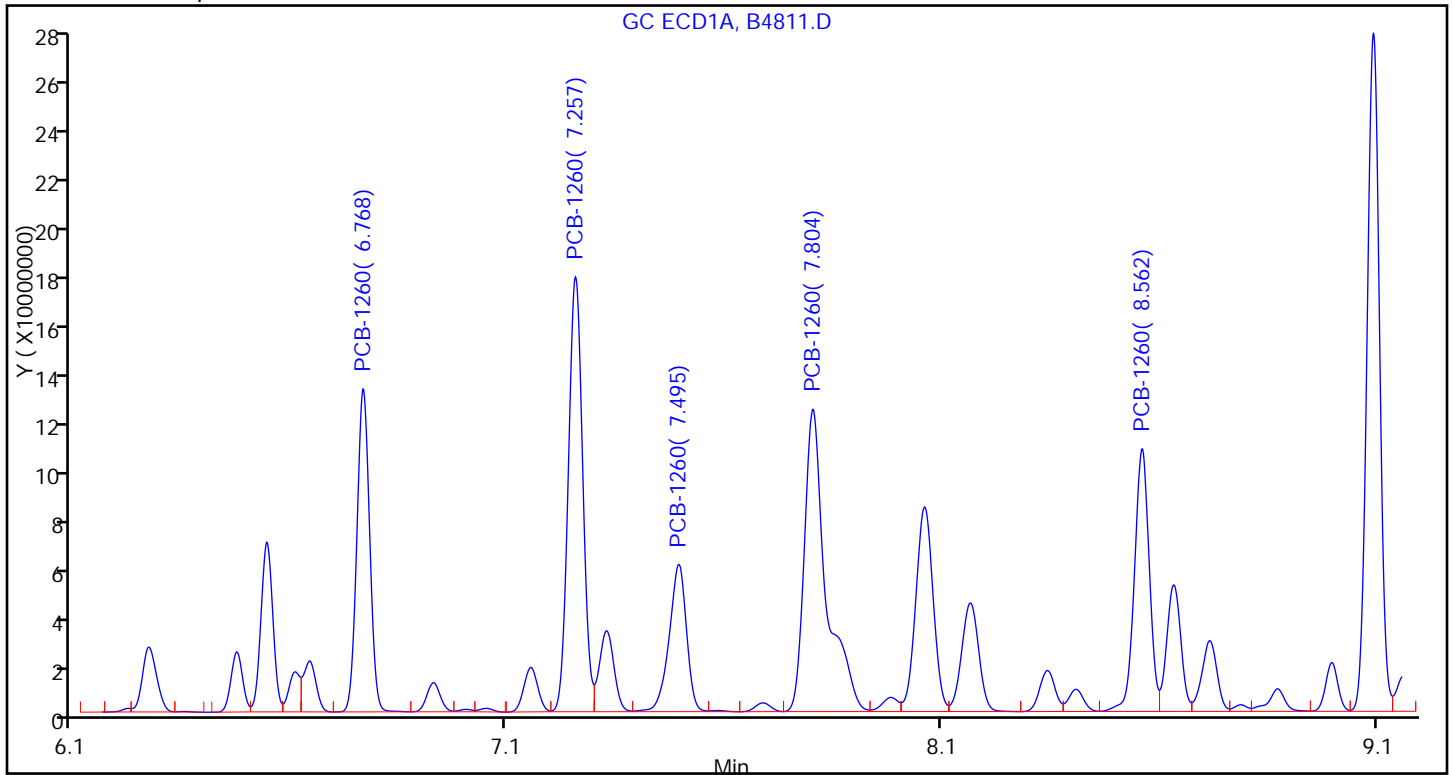
Operator ID:

Injection Vol: 1.00 ul

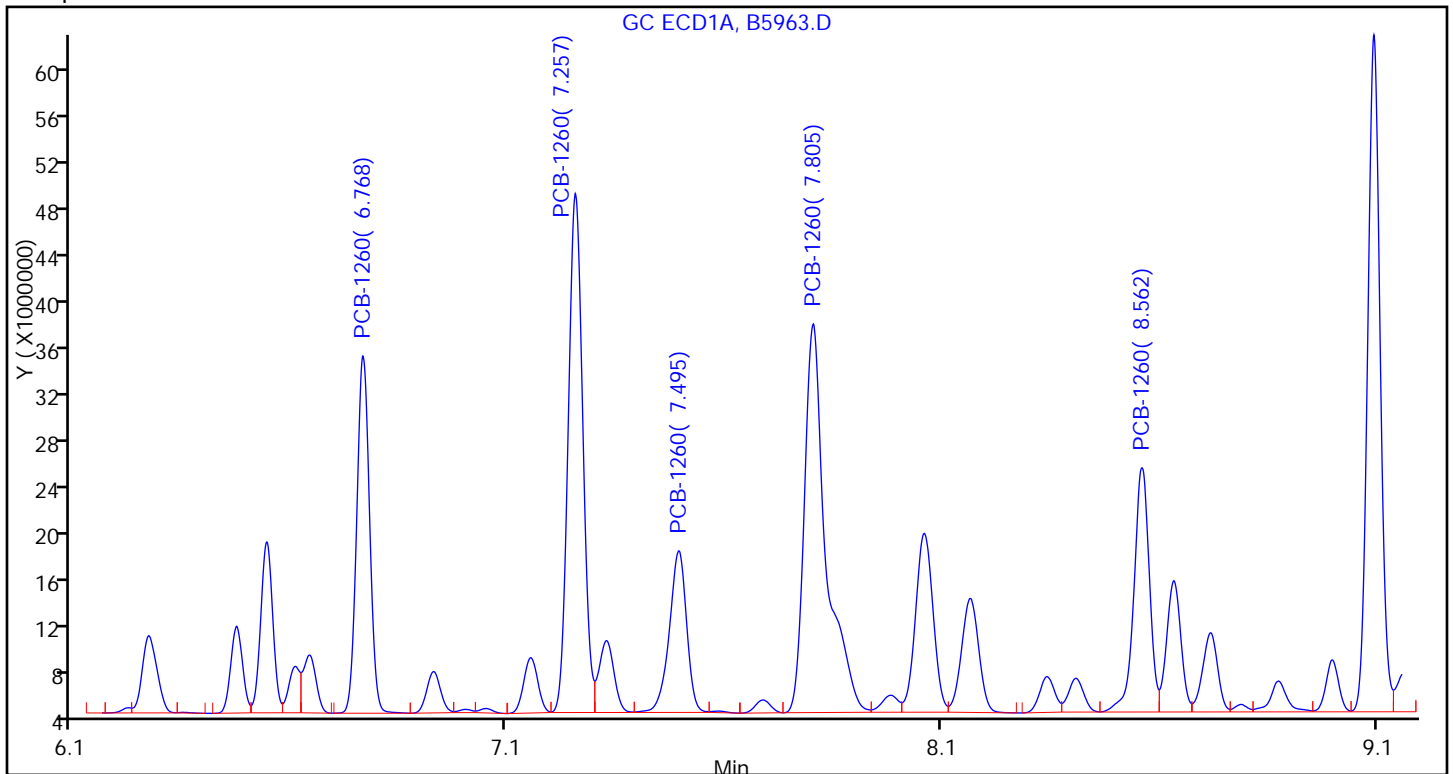
Y Scaling: Method Defined: Scale to the Nth Largest Peak: 10



Calibration Sample, Level: 9



Sample



FORM VI
PCBS INITIAL CALIBRATION DATA
EXTERNAL STANDARD RETENTION TIME SUMMARY

Lab Name: TestAmerica Valparaiso Job No.: 510-73338-1 Analy Batch No.: 87982

SDG No.: _____

Instrument ID: SGCA GC Column: 8082/608 ID: 0.53 (mm) Heated Purge: (Y/N) N

Calibration Start Date: 10/11/2011 13:25 Calibration End Date: 10/11/2011 15:28 Calibration ID: 4309

Calibration Files:

LEVEL:	LAB SAMPLE ID:	LAB FILE ID:
Level 1	STD20 510-87982/1	B4803.D
Level 2	STD50 510-87982/2	B4804.D
Level 3	STD100 510-87982/3	B4805.D
Level 4	STD250 510-87982/4	B4806.D
Level 5	STD500 510-87982/5	B4807.D
Level 6	STD1000 510-87982/6	B4808.D
Level 7	STD1500 510-87982/7	B4809.D
Level 8	STD2000 510-87982/8	B4810.D
Level 9	STD3000 510-87982/9	B4811.D

ANALYTE	LVL 1	LVL 2	LVL 3	LVL 4	LVL 5	LVL 6	LVL 7	LVL 8	LVL 9		RT WINDOW	AVG RT
PCB-1016 Peak 1	3.169	3.159	3.159	3.159	3.161	3.160	3.161	3.158	3.157		3.059 - 3.259	3.160
PCB-1016 Peak 2	3.597	3.584	3.584	3.584	3.586	3.586	3.587	3.583	3.583		3.484 - 3.684	3.586
PCB-1016 Peak 3	4.380	4.367	4.367	4.367	4.369	4.368	4.369	4.366	4.367		4.267 - 4.467	4.369
PCB-1016 Peak 4	4.951	4.939	4.937	4.938	4.939	4.938	4.939	4.936	4.937		4.837 - 5.037	4.939
PCB-1016 Peak 5	5.502	5.490	5.489	5.490	5.490	5.490	5.492	5.488	5.489		5.389 - 5.589	5.491
PCB-1260 Peak 1	6.782	6.769	6.768	6.769	6.769	6.770	6.770	6.768	6.768		6.668 - 6.868	6.770
PCB-1260 Peak 2	7.271	7.259	7.258	7.256	7.259	7.258	7.259	7.257	7.257		7.158 - 7.358	7.259
PCB-1260 Peak 3	7.510	7.498	7.495	7.494	7.496	7.496	7.497	7.495	7.495		7.395 - 7.595	7.497
PCB-1260 Peak 4	7.821	7.807	7.803	7.804	7.804	7.805	7.806	7.804	7.804		7.703 - 7.903	7.806
PCB-1260 Peak 5	8.573	8.564	8.561	8.561	8.564	8.563	8.564	8.561	8.562		8.461 - 8.661	8.564
Dibutylchloroendate			9.567	9.568	9.569	9.568	9.568				9.468 - 9.668	9.568
DCB Decachlorobiphenyl			10.767	10.766	10.767	10.768	10.767				10.667 - 10.867	10.767

FORM VI
PCBS INITIAL CALIBRATION DATA
EXTERNAL STANDARD CURVE EVALUATION

Lab Name: TestAmerica Valparaiso Job No.: 510-73338-1 Analy Batch No.: 87982

SDG No.: _____

Instrument ID: SGCA GC Column: 8082/608 ID: 0.53 (mm) Heated Purge: (Y/N) N

Calibration Start Date: 10/11/2011 13:25 Calibration End Date: 10/11/2011 15:28 Calibration ID: 4309

Calibration Files:

LEVEL:	LAB SAMPLE ID:	LAB FILE ID:
Level 1	STD20 510-87982/1	B4803.D
Level 2	STD50 510-87982/2	B4804.D
Level 3	STD100 510-87982/3	B4805.D
Level 4	STD250 510-87982/4	B4806.D
Level 5	STD500 510-87982/5	B4807.D
Level 6	STD1000 510-87982/6	B4808.D
Level 7	STD1500 510-87982/7	B4809.D
Level 8	STD2000 510-87982/8	B4810.D
Level 9	STD3000 510-87982/9	B4811.D

ANALYTE	CF				CURVE TYPE	COEFFICIENT			#	MIN CF	%RSD	#	MAX %RSD	R ² OR COD	#	MIN R ² OR COD
	LVL 1 LVL 5 LVL 9	LVL 2 LVL 6	LVL 3 LVL 7	LVL 4 LVL 8		B	M1	M2								
PCB-1016 Peak 1	57338 38997 34594	41166 38119	39513 36988	37193 35076	Qua2	192809.282	37918.5989	-1.0687944						0.9990		0.9950
PCB-1016 Peak 2	124532 80558 75008	99565 82665	85572 79393	79740 75738	Qua2	424020.540	83359.4154	-3.1142329						0.9980		0.9950
PCB-1016 Peak 3	94565 64521 61290	69427 66246	68377 63874	63748 62137	Qua2	298802.106	64533.0455	-0.9508568						1.0000		0.9950
PCB-1016 Peak 4	73357 50871 47815	54451 52123	53858 49986	50031 48667	Qua2	223520.229	50883.5823	-0.9215752						1.0000		0.9950
PCB-1016 Peak 5	57735 32485 30194	36145 32717	35848 31357	32743 30834	Qua2	252403.260	32351.1700	-0.7206074						1.0000		0.9950
PCB-1260 Peak 1	149670 93550 86819	100586 94822	98692 88645	92280 88585	Qua2	571502.602	92063.5149	-1.6736040						0.9990		0.9950
PCB-1260 Peak 2	216827 139883 132247	150034 141952	148470 133866	137628 135027	Qua2	782493.097	138080.206	-1.8030256						1.0000		0.9950
PCB-1260 Peak 3	83810 54847 53910	55612 56510	57384 54406	54191 54913	Qua2	299337.212	53264.0583	0.56448831						0.9990		0.9950

Note: The m1 coefficient is the same as Ave CF for an Ave curve type.

FORM VI
PCBS INITIAL CALIBRATION DATA
EXTERNAL STANDARD CURVE EVALUATION

Lab Name: TestAmerica Valparaiso Job No.: 510-73338-1 Analy Batch No.: 87982

SDG No.: _____

Instrument ID: SGCA GC Column: 8082/608 ID: 0.53 (mm) Heated Purge: (Y/N) N

Calibration Start Date: 10/11/2011 13:25 Calibration End Date: 10/11/2011 15:28 Calibration ID: 4309

ANALYTE	CF				CURVE TYPE	COEFFICIENT			#	MIN CF	%RSD	#	MAX %RSD	R^2 OR COD	#	MIN R^2 OR COD
	LVL 1 LVL 5 LVL 9	LVL 2 LVL 6	LVL 3 LVL 7	LVL 4 LVL 8		B	M1	M2								
PCB-1260 Peak 4	246338 144443 138817	152049 148313	151565 139886	142602 141711	Qua2	1053102.98	139518.571	0.49950237					0.9990		0.9950	
PCB-1260 Peak 5	167898 87013 82406	96183 89227	89286 83518	86700 84289	Qua2	838694.092	83139.5393	0.25016361					0.9990		0.9950	
Dibutylchloroendate	1747145	1962599	1906190 1898310	1744751	Qua2	4367161.80	1429443.26	3966.54690					0.9990		0.9950	
DCB Decachlorobiphenyl	1446753	1490218	1711631 1349367	1386401	Qua2	3361149.01	1373310.89	59.5867942					0.9980		0.9950	

Note: The m1 coefficient is the same as Ave CF for an Ave curve type.

FORM VI
PCBS INITIAL CALIBRATION DATA
EXTERNAL STANDARD RESPONSE AND CONCENTRATION

Lab Name: TestAmerica Valparaiso Job No.: 510-73338-1 Analy Batch No.: 87982

SDG No.: _____

Instrument ID: SGCA GC Column: 8082/608 ID: 0.53 (mm) Heated Purge: (Y/N) N

Calibration Start Date: 10/11/2011 13:25 Calibration End Date: 10/11/2011 15:28 Calibration ID: 4309

Calibration Files:

LEVEL:	LAB SAMPLE ID:	LAB FILE ID:
Level 1	STD20 510-87982/1	B4803.D
Level 2	STD50 510-87982/2	B4804.D
Level 3	STD100 510-87982/3	B4805.D
Level 4	STD250 510-87982/4	B4806.D
Level 5	STD500 510-87982/5	B4807.D
Level 6	STD1000 510-87982/6	B4808.D
Level 7	STD1500 510-87982/7	B4809.D
Level 8	STD2000 510-87982/8	B4810.D
Level 9	STD3000 510-87982/9	B4811.D

ANALYTE	CURVE TYPE	RESPONSE					CONCENTRATION (UG/L)				
		LVL 1	LVL 2	LVL 3	LVL 4	LVL 5	LVL 1	LVL 2	LVL 3	LVL 4	LVL 5
		LVL 6	LVL 7	LVL 8	LVL 9		LVL 6	LVL 7	LVL 8	LVL 9	
PCB-1016 Peak 1	Qua2	573375 38118592	2058301 55481719	3951267 70152563	9298152 103782771	19498587	10.0 1000	50.0 1500	100 2000	250 3000	500
PCB-1016 Peak 2	Qua2	1245316 82665255	4978230 119089960	8557175 151475595	19935066 225024473	40279077	10.0 1000	50.0 1500	100 2000	250 3000	500
PCB-1016 Peak 3	Qua2	945654 66245621	3471330 95811618	6837742 124273005	15936935 183868956	32260724	10.0 1000	50.0 1500	100 2000	250 3000	500
PCB-1016 Peak 4	Qua2	733574 52123236	2722538 74979009	5385794 97333963	12507659 143446130	25435504	10.0 1000	50.0 1500	100 2000	250 3000	500
PCB-1016 Peak 5	Qua2	577347 32717009	1807239 47036030	3584764 61668024	8185856 90581980	16242581	10.0 1000	50.0 1500	100 2000	250 3000	500
PCB-1260 Peak 1	Qua2	1496695 94822260	5029324 132966781	9869220 177169652	23070026 260458380	46775192	10.0 1000	50.0 1500	100 2000	250 3000	500
PCB-1260 Peak 2	Qua2	2168267 141952007	7501701 200799101	14847021 270053146	34406948 396741938	69941509	10.0 1000	50.0 1500	100 2000	250 3000	500
PCB-1260 Peak 3	Qua2	838097 56510308	2780607 81608551	5738442 109825531	13547673 161728598	27423408	10.0 1000	50.0 1500	100 2000	250 3000	500
PCB-1260 Peak 4	Qua2	2463375 148313383	7602428 209829450	15156497 283421590	35650469 416449862	72221355	10.0 1000	50.0 1500	100 2000	250 3000	500
PCB-1260 Peak 5	Qua2	1678980 89226920	4809136 125276824	8928551 168577813	21675031 247218726	43506278	10.0 1000	50.0 1500	100 2000	250 3000	500
Dibutylchloroendate	Qua2	196259922	227797168	19061895	104685081	139771618	100	120	10.0	60.0	80.0
DCB Decachlorobiphenyl	Qua2	149021799	161924076	17116313	83184076	115740253	100	120	10.0	60.0	80.0

Curve Type Legend:

Qua2 = Quadratic 1/conc^2

TestAmerica Laboratories
Target Compound Quantitation Report

Data File: \\valsvr08\ChromData\SGCA\20111011-5714.b\B4803.D

Lims ID: std20 Client ID:
Inject. Date: 11-Oct-2011 13:25:25 Dil. Factor: 1.0000
Sample Type: IC Calib Level: 1
Sample ID: std20

Misc. Info.:
Operator: Instrument ID: SGCA
Vol. Injected: 1.0000 ALS Bottle#: 1
Lims Batch ID: 87982 Lims Sample ID: 1
Sublist: chrom-PCBS*sub1
Detector 1 : GC ECD1A
Detector 2 : GC ECD2B

Method: \\valsvr08\ChromData\SGCA\20111011-5714.b\PCBS.m
Last Update: 11-Oct-2011 15:30:26 Calib Date: 11-Oct-2011 14:57:23
Quant Method: External Standard Quant By: Initial Calibration
Last ICal File: \\valsvr08\ChromData\SGCA\20111011-5714.b\B4809.D
Limit Group: SGC - 1 - 8082 CAL
Integrator: Falcon
Process Host: VAL-SMS-LAB3

First Level Reviewer: iversc Date: 11-Oct-2011 15:30:26

Det	Sig	RT	EXP RT	DLT RT	Response	On-Col Amt ug/L	Ratio Range	Ratio	Flags
-----	-----	----	--------	--------	----------	-----------------	-------------	-------	-------

4 PCB-1016

1	1	3.169	3.159	0.010	573375	10.0		100.0	
1	2	3.597	3.584	0.013	1245316	9.86	186.9- 246.9	217.2	
1	3	4.380	4.367	0.013	945654	10.0	143.8- 203.8	164.9	
1	4	4.951	4.937	0.014	733574	10.0	106.7- 166.7	127.9	
1	5	5.502	5.489	0.013	577347	10.0	55.8- 115.8	100.7	
Average of Peak Amounts =						9.98			
2	6	3.702	3.699	0.003	413876	9.97		100.0	
2	7	4.274	4.271	0.003	924761	10.0	189.6- 249.6	223.4	
2	8	5.157	5.152	0.005	681586	9.87	138.6- 198.6	164.7	
2	9	5.584	5.583	0.001	319945	10.0	49.7- 109.7	77.3	
2	10	5.878	5.874	0.004	576073	10.0	108.1- 168.1	139.2	
Average of Peak Amounts =						9.97			

RPD = 0.11

11 PCB-1260

1	1	6.782	6.768	0.014	1496695	10.0		100.0	M
1	2	7.271	7.258	0.013	2168267	10.0	119.7- 179.7	144.9	
1	3	7.510	7.495	0.015	838097	10.1	29.6- 89.6	56.0	
1	4	7.821	7.821	0.000	2463375	10.1	126.4- 186.4	164.6	M
1	5	8.573	8.561	0.012	1678980	10.1	64.1- 124.1	112.2	
Average of Peak Amounts =						10.1			
2	6	7.833	7.827	0.006	540815	10.0		100.0	
2	7	8.200	8.196	0.004	1165515	10.0	163.4- 223.4	215.5	
2	8	8.630	8.627	0.003	1457402	10.0	201.9- 261.9	269.5	
2	9	9.349	9.347	0.002	1027212	10.0	146.4- 206.4	189.9	
2	10	9.741	9.737	0.004	1147411	10.0	153.8- 213.8	212.2	
Average of Peak Amounts =						10.0			

RPD = 0.33

QC Flag Legend

Review Flags

M - Manually Integrated

Report Date: 11-Oct-2011 15:30:27

Chrom Revision: 1.2 13-Jul-2011 10:43:06

Data File: \\valsvr08\ChromData\SGCA\20111011-5714.b\B4803.D

Injection Date: 11-Oct-2011 13:25:25

Limit Group: SGC - 1 - 8082 CAL

Client ID:

Instrument ID: SGCA

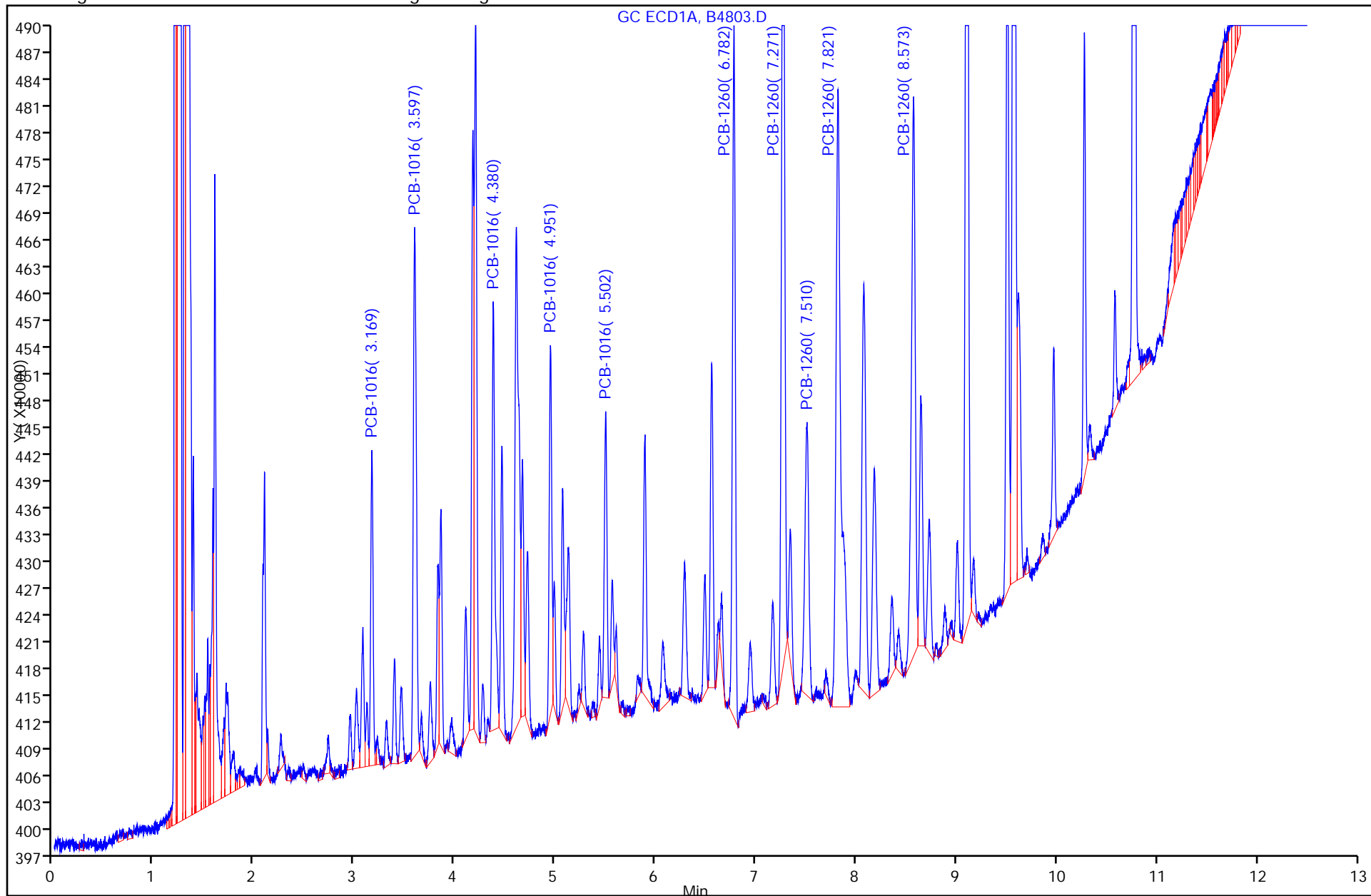
Lims Batch ID: 87982

Lims Sample ID: 1

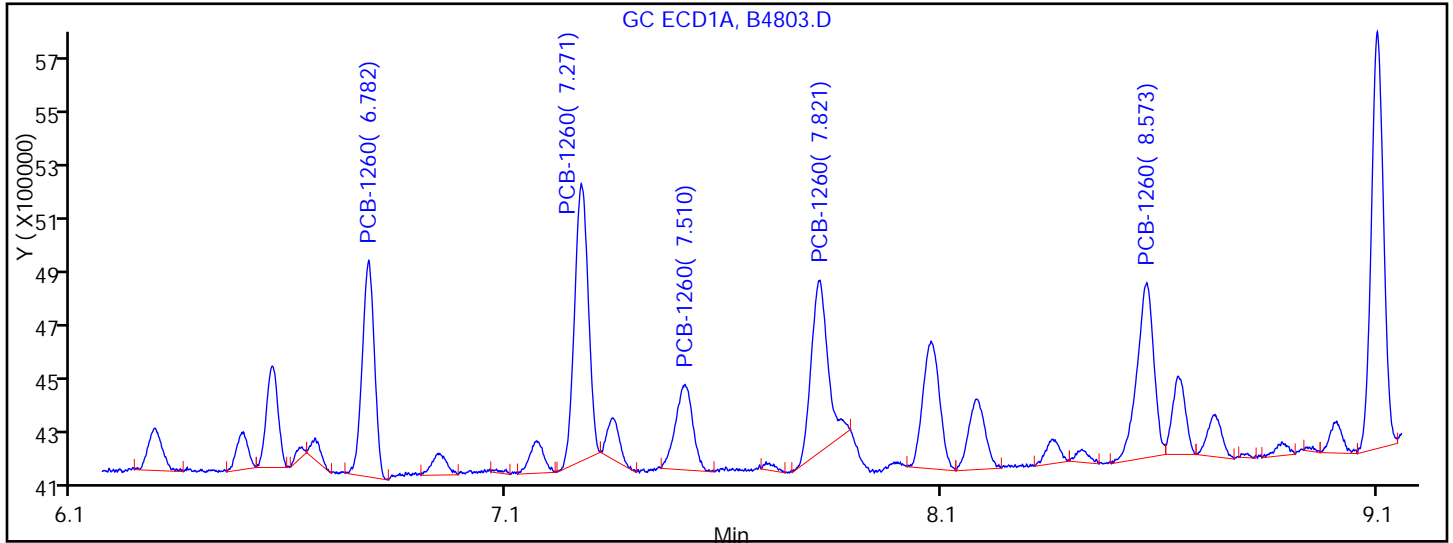
Operator ID:

Injection Vol: 1.00 ul

Y Scaling: Method Defined: Scale to the Nth Largest Target: 2



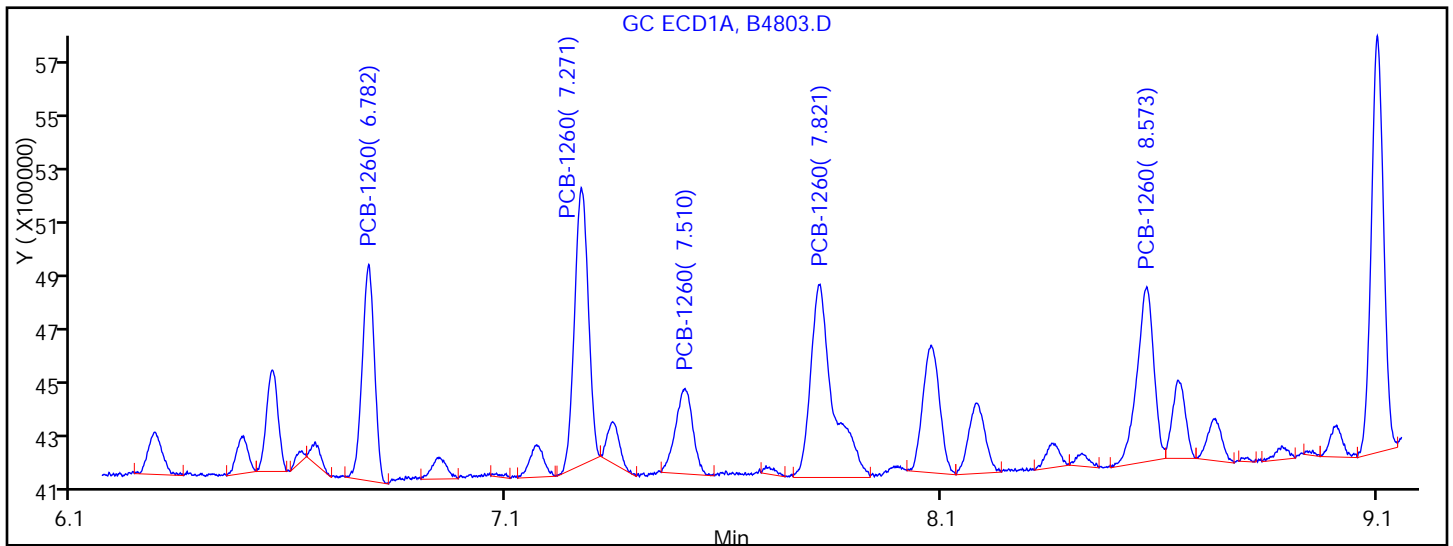
11 PCB-1260, Detector: 1, GC ECD1A



Processing Integration Results

RT = 6.782	Response = 1496695
RT = 7.271	Response = 2168267
RT = 7.510	Response = 838097
RT = 7.821	Response = 1638824
RT = 8.573	Response = 1678980

M



Manual Integration Results

RT = 6.782	Response = 1496695
RT = 7.271	Response = 2168267
RT = 7.510	Response = 838097
RT = 7.821	Response = 2463375
RT = 8.573	Response = 1678980

M

Reviewer: iversc, 11-Oct-2011 15:30:26

Audit Action: Manually Integrated

Audit Reason: Incomplete Integration

TestAmerica Laboratories
Target Compound Quantitation Report

Data File: \\valsvr08\ChromData\SGCA\20111011-5714.b\B4804.D
 Lims ID: std50 Client ID:
 Inject. Date: 11-Oct-2011 13:40:43 Dil. Factor: 1.0000
 Sample Type: IC Calib Level: 2
 Sample ID: std50
 Misc. Info.:
 Operator: Instrument ID: SGCA
 Vol. Injected: 1.0000 ALS Bottle#: 2
 Lims Batch ID: 87982 Lims Sample ID: 2
 Sublist: chrom-PCBS*sub1
 Detector 1 : GC ECD1A
 Detector 2 : GC ECD2B
 Method: \\valsvr08\ChromData\SGCA\20111011-5714.b\PCBS.m
 Last Update: 11-Oct-2011 15:30:45 Calib Date: 11-Oct-2011 14:57:23
 Quant Method: External Standard Quant By: Initial Calibration
 Last ICal File: \\valsvr08\ChromData\SGCA\20111011-5714.b\B4809.D
 Limit Group: SGC - 1 - 8082 CAL
 Integrator: Falcon
 Process Host: VAL-SMS-LAB3

First Level Reviewer: iversc Date: 11-Oct-2011 15:30:45

Det	Sig	RT	EXP RT	DLT RT	Response	On-Col Amt ug/L	Ratio Range	Ratio	Flags
-----	-----	----	--------	--------	----------	-----------------	-------------	-------	-------

4 PCB-1016

1	1	3.159	3.159	0.000	2058301	49.7		100.0	
1	2	3.584	3.584	0.000	4978230	54.7	186.9- 246.9	241.9	
1	3	4.367	4.367	0.000	3471330	49.5	143.8- 203.8	168.7	
1	4	4.939	4.937	0.002	2722538	49.5	106.7- 166.7	132.3	
1	5	5.490	5.489	0.001	1807239	48.3	55.8- 115.8	87.8	
Average of Peak Amounts =						50.3			
2	6	3.699	3.699	0.000	1458991	50.5		100.0	
2	7	4.270	4.271	-0.001	3140978	49.7	189.6- 249.6	215.3	
2	8	5.154	5.152	0.002	2698911	54.5	138.6- 198.6	185.0	
2	9	5.583	5.583	0.000	1117716	49.5	49.7- 109.7	76.6	
2	10	5.875	5.874	0.001	1972422	50.0	108.1- 168.1	135.2	
Average of Peak Amounts =						50.8			

RPD = 0.98

11 PCB-1260

1	1	6.769	6.768	0.001	5029324	48.6		100.0	
1	2	7.259	7.258	0.001	7501701	48.8	119.7- 179.7	149.2	
1	3	7.498	7.495	0.003	2780607	47.0	29.6- 89.6	55.3	
1	4	7.807	7.821	-0.014	7602428	47.4	126.4- 186.4	151.2	
1	5	8.564	8.561	0.003	4809136	48.3	64.1- 124.1	95.6	
Average of Peak Amounts =						48.0			
2	6	7.829	7.827	0.002	1837050	51.1		100.0	
2	7	8.197	8.196	0.001	3652771	48.7	163.4- 223.4	198.8	
2	8	8.628	8.627	0.001	4700260	49.8	201.9- 261.9	255.9	
2	9	9.349	9.347	0.002	3217238	48.4	146.4- 206.4	175.1	
2	10	9.739	9.737	0.002	3622849	48.8	153.8- 213.8	197.2	
Average of Peak Amounts =						49.4			

RPD = 2.71

Report Date: 11-Oct-2011 15:30:45

Chrom Revision: 1.2 13-Jul-2011 10:43:06

Data File: \\valsvr08\ChromData\SGCA\20111011-5714.b\B4804.D

Injection Date: 11-Oct-2011 13:40:43

Limit Group: SGC - 1 - 8082 CAL

Client ID:

Instrument ID: SGCA

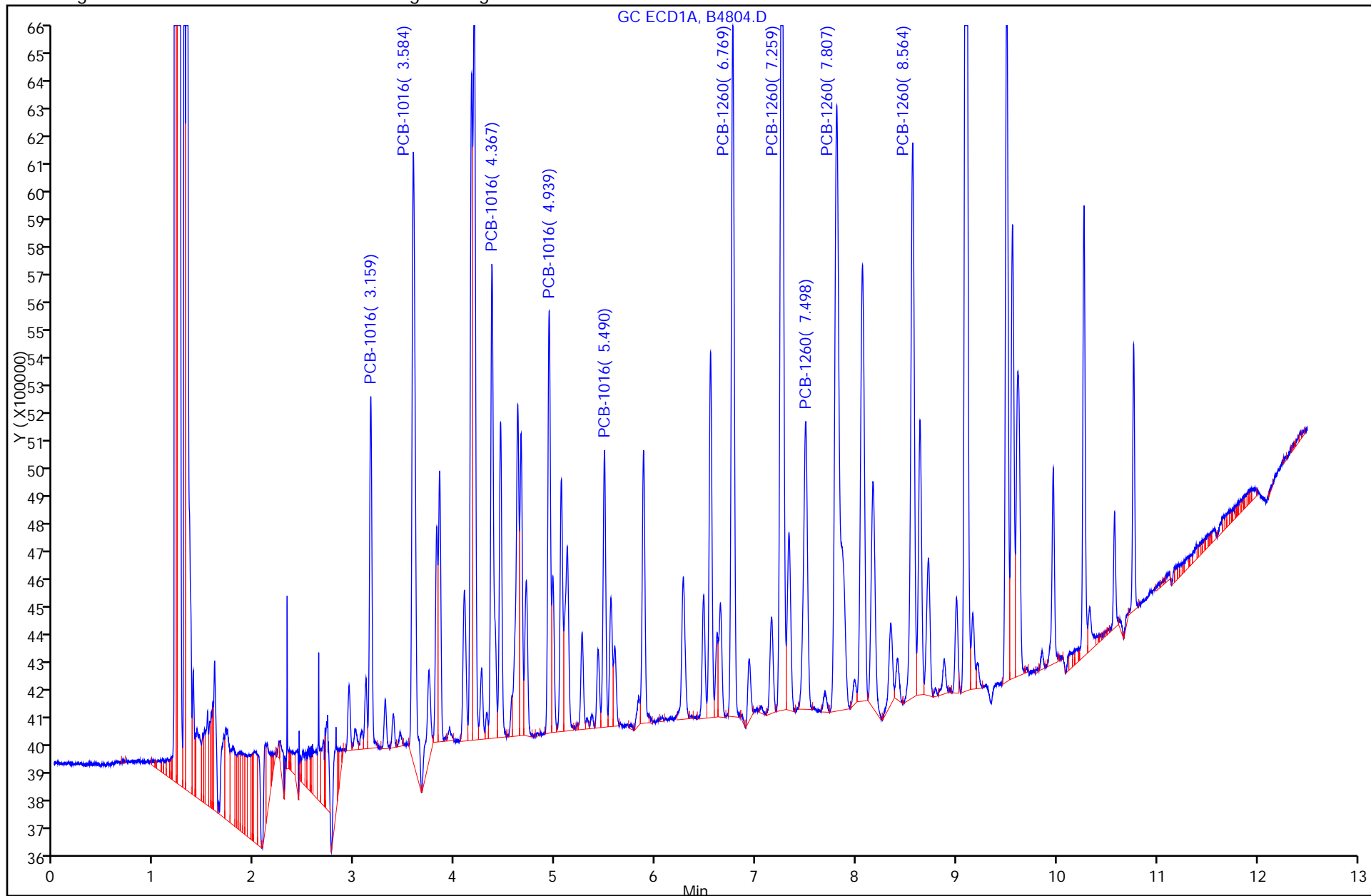
Lims Batch ID: 87982

Lims Sample ID: 2

Operator ID:

Injection Vol: 1.00 ul

Y Scaling: Method Defined: Scale to the Nth Largest Target: 2



TestAmerica Laboratories
Target Compound Quantitation Report

Data File: \\valsvr08\ChromData\SGCA\20111011-5714.b\B4805.D
 Lims ID: std100 Client ID:
 Inject. Date: 11-Oct-2011 13:55:50 Dil. Factor: 1.0000
 Sample Type: IC Calib Level: 3
 Sample ID: std100
 Misc. Info.:
 Operator: Instrument ID: SGCA
 Vol. Injected: 1.0000 ALS Bottle#: 3
 Lims Batch ID: 87982 Lims Sample ID: 3
 Sublist: chrom-PCBS*sub1
 Detector 1 : GC ECD1A
 Detector 2 : GC ECD2B
 Method: \\valsvr08\ChromData\SGCA\20111011-5714.b\PCBS.m
 Last Update: 11-Oct-2011 15:31:04 Calib Date: 11-Oct-2011 14:57:23
 Quant Method: External Standard Quant By: Initial Calibration
 Last ICal File: \\valsvr08\ChromData\SGCA\20111011-5714.b\B4809.D
 Limit Group: SGC - 1 - 8082 CAL
 Integrator: Falcon
 Process Host: VAL-SMS-LAB3

First Level Reviewer: iversc Date: 11-Oct-2011 15:31:04

Det	Sig	RT	EXP RT	DLT RT	Response	On-Col Amt ug/L	Ratio Range	Ratio	Flags
-----	-----	----	--------	--------	----------	-----------------	-------------	-------	-------

4 PCB-1016

1	1	3.159	3.159	0.000	3951267	100.2		100.0	
1	2	3.584	3.584	0.000	8557175	97.8	186.9- 246.9	216.6	
1	3	4.367	4.367	0.000	6837742	102.2	143.8- 203.8	173.1	
1	4	4.937	4.937	0.000	5385794	102.3	106.7- 166.7	136.3	
1	5	5.489	5.489	0.000	3584764	103.6	55.8- 115.8	90.7	
Average of Peak Amounts =						101.2			
2	6	3.699	3.699	0.000	2769515	101.7		100.0	
2	7	4.271	4.271	0.000	6063141	102.3	189.6- 249.6	218.9	
2	8	5.152	5.152	0.000	4655738	98.1	138.6- 198.6	168.1	
2	9	5.583	5.583	0.000	2138826	100.3	49.7- 109.7	77.2	
2	10	5.874	5.874	0.000	3688797	99.4	108.1- 168.1	133.2	
Average of Peak Amounts =						100.3			

RPD = 0.89

11 PCB-1260

1	1	6.768	6.768	0.000	9869220	101.6		100.0	
1	2	7.258	7.258	0.000	14847021	102.3	119.7- 179.7	150.4	
1	3	7.495	7.495	0.000	5738442	103.1	29.6- 89.6	58.1	
1	4	7.803	7.803	0.000	15156497	102.0	126.4- 186.4	153.6	
1	5	8.561	8.561	0.000	8928551	98.4	64.1- 124.1	90.5	
Average of Peak Amounts =						101.5			
2	6	7.827	7.827	0.000	3092456	90.9		100.0	
2	7	8.196	8.196	0.000	7023082	101.1	163.4- 223.4	227.1	
2	8	8.627	8.627	0.000	8940051	102.1	201.9- 261.9	289.1	
2	9	9.347	9.347	0.000	6306791	102.5	146.4- 206.4	203.9	
2	10	9.737	9.737	0.000	7062446	102.9	153.8- 213.8	228.4	
Average of Peak Amounts =						99.9			

RPD = 1.56

Det	Sig	RT	EXP RT	DLT RT	Response	On-Col Amt ug/L	Ratio Range	Ratio	Flags
-----	-----	----	--------	--------	----------	-----------------	-------------	-------	-------

\$ 3 Dibutylchlorendate

1	1	9.567	9.567	0.000	19061895	10.0			
2	2	10.249	10.249	0.000	10142459	10.0			
							RPD = 0.14		

\$ 2 DCB Decachlorobiphenyl

1	1	10.767	10.767	0.000	17116313	10.0			
2	2	11.567	11.567	0.000	12150255	10.0			
							RPD = 0.02		

Report Date: 11-Oct-2011 15:31:04

Chrom Revision: 1.2 13-Jul-2011 10:43:06

Data File: \\valsvr08\ChromData\SGCA\20111011-5714.b\B4805.D

Injection Date: 11-Oct-2011 13:55:50

Limit Group: SGC - 1 - 8082 CAL

Client ID:

Instrument ID: SGCA

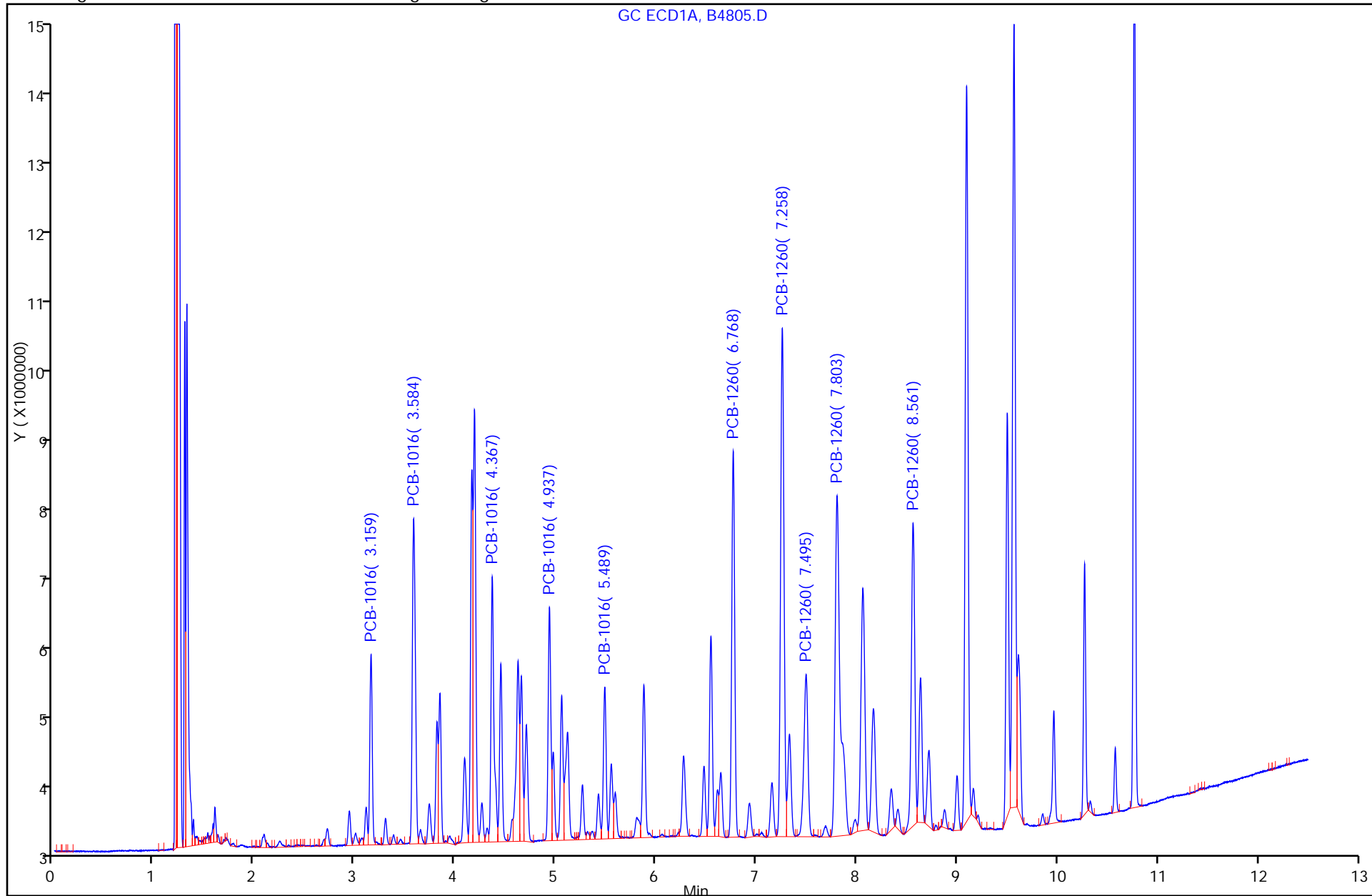
Lims Batch ID: 87982

Lims Sample ID: 3

Operator ID:

Injection Vol: 1.00 ul

Y Scaling: Method Defined: Scale to the Nth Largest Target: 2



TestAmerica Laboratories
Target Compound Quantitation Report

Data File: \\valsvr08\ChromData\SGCA\20111011-5714.b\B4806.D
 Lims ID: std250 Client ID:
 Inject. Date: 11-Oct-2011 14:11:07 Dil. Factor: 1.0000
 Sample Type: IC Calib Level: 4
 Sample ID: std250
 Misc. Info.:
 Operator: Instrument ID: SGCA
 Vol. Injected: 1.0000 ALS Bottle#: 4
 Lims Batch ID: 87982 Lims Sample ID: 4
 Sublist: chrom-PCBS*sub1
 Detector 1 : GC ECD1A
 Detector 2 : GC ECD2B
 Method: \\valsvr08\ChromData\SGCA\20111011-5714.b\PCBS.m
 Last Update: 11-Oct-2011 15:31:36 Calib Date: 11-Oct-2011 14:57:23
 Quant Method: External Standard Quant By: Initial Calibration
 Last ICal File: \\valsvr08\ChromData\SGCA\20111011-5714.b\B4809.D
 Limit Group: SGC - 1 - 8082 CAL
 Integrator: Falcon
 Process Host: VAL-SMS-LAB3

First Level Reviewer: iversc Date: 11-Oct-2011 15:31:36

Det	Sig	RT	EXP RT	DLT RT	Response	On-Col Amt ug/L	Ratio Range	Ratio	Flags
-----	-----	----	--------	--------	----------	-----------------	-------------	-------	-------

4 PCB-1016

1	1	3.159	3.160	-0.001	9298152	243.1		100.0	
1	2	3.584	3.586	-0.002	19935066	235.9	186.9- 246.9	214.4	
1	3	4.367	4.368	-0.001	15936935	244.4	143.8- 203.8	171.4	
1	4	4.938	4.938	0.000	12507659	243.6	106.7- 166.7	134.5	
1	5	5.490	5.490	0.000	8185856	247.1	55.8- 115.8	88.0	
Average of Peak Amounts =						242.8			
2	6	3.700	3.699	0.001	6366088	243.8		100.0	
2	7	4.271	4.271	0.000	13886950	244.3	189.6- 249.6	218.1	
2	8	5.154	5.153	0.001	10701218	235.4	138.6- 198.6	168.1	
2	9	5.584	5.584	0.000	4990710	243.9	49.7- 109.7	78.4	
2	10	5.876	5.875	0.001	8749163	246.5	108.1- 168.1	137.4	
Average of Peak Amounts =						242.8			

RPD = 0.01

11 PCB-1260

1	1	6.769	6.770	-0.001	23070026	246.1		100.0	
1	2	7.256	7.258	-0.002	34406948	244.7	119.7- 179.7	149.1	
1	3	7.494	7.496	-0.002	13547673	250.0	29.6- 89.6	58.7	
1	4	7.804	7.821	-0.017	35650469	249.4	126.4- 186.4	154.5	
1	5	8.561	8.563	-0.002	21675031	252.4	64.1- 124.1	94.0	
Average of Peak Amounts =						248.5			
2	6	7.827	7.828	-0.001	8228655	253.0		100.0	
2	7	8.196	8.196	0.000	16245825	245.2	163.4- 223.4	197.4	
2	8	8.626	8.628	-0.002	20184863	242.8	201.9- 261.9	245.3	
2	9	9.347	9.348	-0.001	14300777	242.4	146.4- 206.4	173.8	
2	10	9.736	9.738	-0.002	15926951	244.1	153.8- 213.8	193.6	
Average of Peak Amounts =						245.5			

RPD = 1.23

Det	Sig	RT	EXP RT	DLT RT	Response	On-Col Amt ug/L	Ratio Range	Ratio	Flags
-----	-----	----	--------	--------	----------	-----------------	-------------	-------	-------

\$ 3 Dibutylchlorendate M
 1 1 9.568 9.568 0.000 104685081 60.1 M

2 2 10.251 10.251 0.000 50927759 58.5
 RPD = 2.84

\$ 2 DCB Decachlorobiphenyl

1 1 10.766 10.768 -0.002 83184076 58.0
 2 2 11.568 11.568 0.000 57290974 58.4
 RPD = 0.65

QC Flag Legend

Review Flags

M - Manually Integrated

Report Date: 11-Oct-2011 15:31:36

Chrom Revision: 1.2 13-Jul-2011 10:43:06

Data File: \\valsvr08\ChromData\SGCA\20111011-5714.b\B4806.D

Injection Date: 11-Oct-2011 14:11:07

Limit Group: SGC - 1 - 8082 CAL

Client ID:

Instrument ID: SGCA

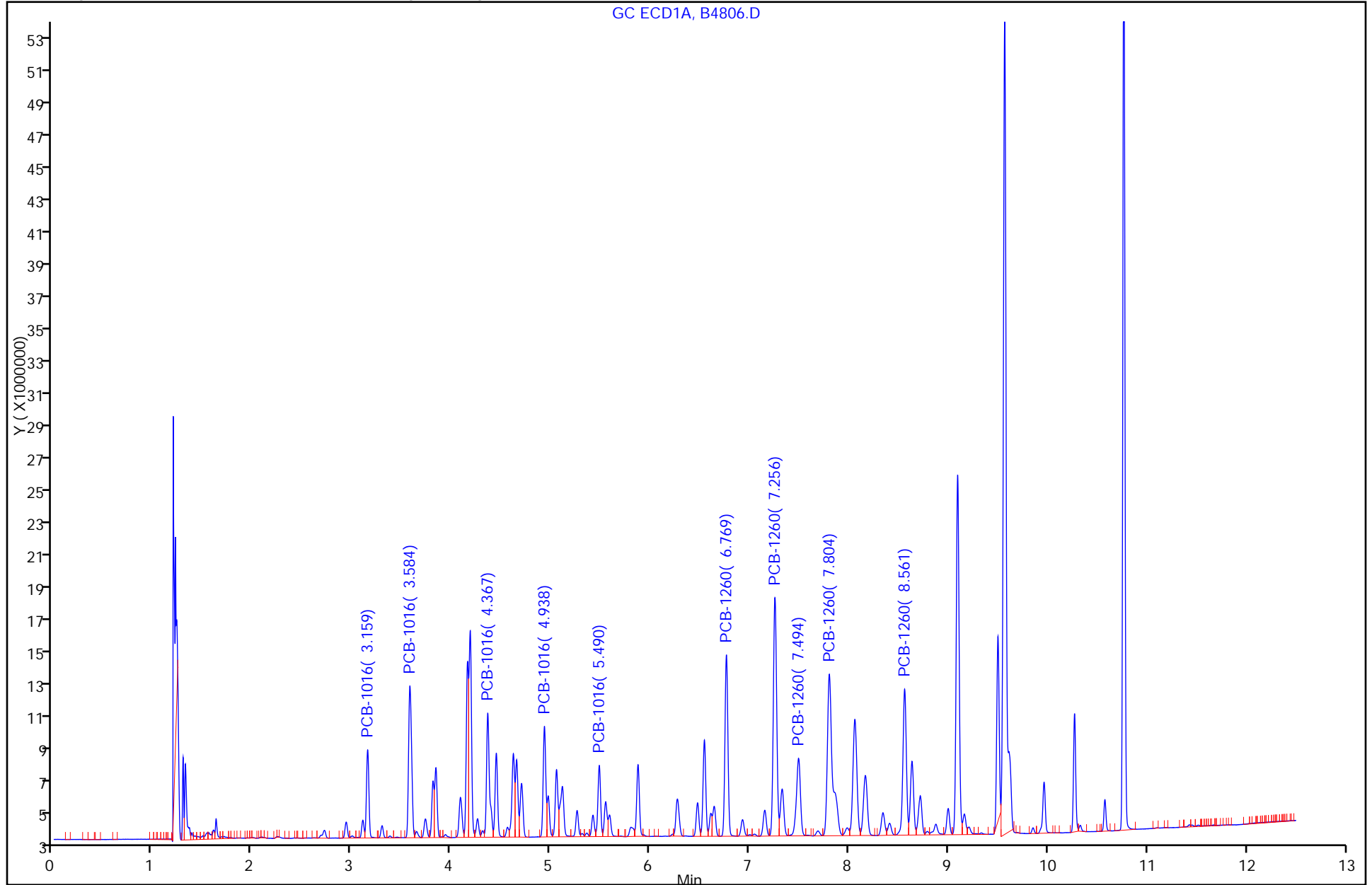
Lims Batch ID: 87982

Lims Sample ID: 4

Operator ID:

Injection Vol: 1.00 ul

Y Scaling: Method Defined: Scale to the Nth Largest Target: 2



Data File: \\valsvr08\ChromData\SGCA\20111011-5714.b\B4806.D

Injection Date: 11-Oct-2011 14:11:07

Limit Group: SGC - 1 - 8082 CAL

Client ID:

Instrument ID: SGCA

Lims Batch ID: 87982

Lims Sample ID: 4

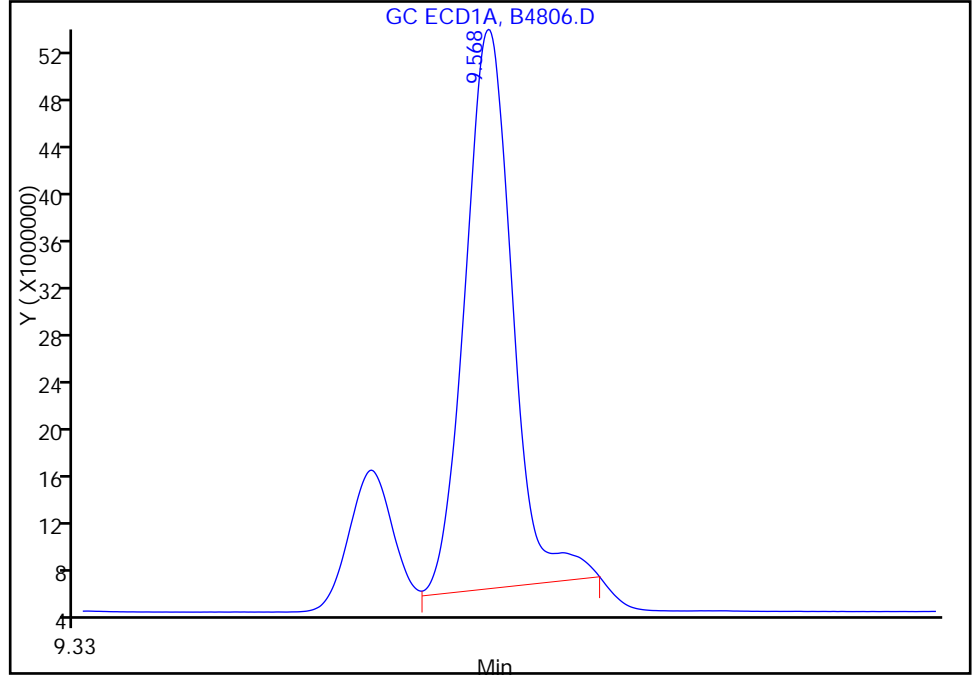
Operator ID:

Injection Vol: 1.00 ul

\$ 3 Dibutylchlorendate, Signal: 1, Type: quant, RT: 9.57, Det: GC ECD1A

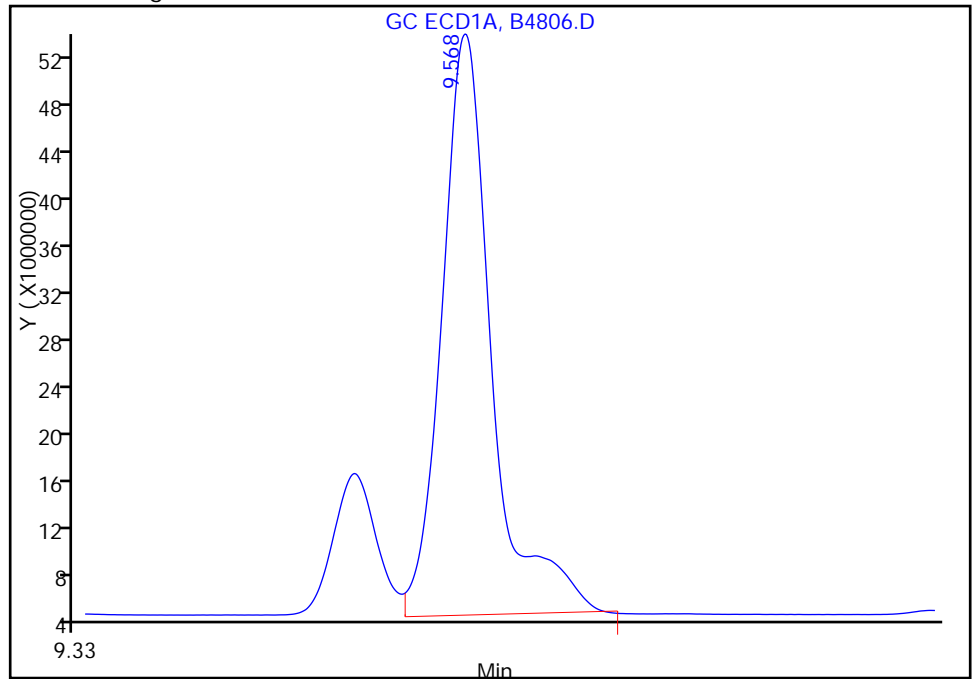
RT: 9.57
Response: 90403804
Amount: 57.696616

Processing Integration Results



RT: 9.57
Response: 104685081
Amount: 60.142579

Manual Integration Results



Reviewer: iversc, 11-Oct-2011 15:31:36

Audit Action: Manually Integrated

Audit Reason: Incomplete Integration

TestAmerica Laboratories
Target Compound Quantitation Report

Data File: \\valsvr08\ChromData\SGCA\20111011-5714.b\B4807.D
 Lims ID: std500 Client ID:
 Inject. Date: 11-Oct-2011 14:26:29 Dil. Factor: 1.0000
 Sample Type: IC Calib Level: 5
 Sample ID: std500
 Misc. Info.:
 Operator: Instrument ID: SGCA
 Vol. Injected: 1.0000 ALS Bottle#: 5
 Lims Batch ID: 87982 Lims Sample ID: 5
 Sublist: chrom-PCBS*sub1
 Detector 1 : GC ECD1A
 Detector 2 : GC ECD2B
 Method: \\valsvr08\ChromData\SGCA\20111011-5714.b\PCBS.m
 Last Update: 11-Oct-2011 15:31:52 Calib Date: 11-Oct-2011 14:57:23
 Quant Method: External Standard Quant By: Initial Calibration
 Last ICal File: \\valsvr08\ChromData\SGCA\20111011-5714.b\B4809.D
 Limit Group: SGC - 1 - 8082 CAL
 Integrator: Falcon
 Process Host: VAL-SMS-LAB3

First Level Reviewer: iversc Date: 11-Oct-2011 15:31:52

Det	Sig	RT	EXP RT	DLT RT	Response	On-Col Amt ug/L	Ratio Range	Ratio	Flags
-----	-----	----	--------	--------	----------	-----------------	-------------	-------	-------

4 PCB-1016

1	1	3.161	3.160	0.001	19498587	515.7		100.0	
1	2	3.586	3.586	0.000	40279077	486.2	186.9- 246.9	206.6	
1	3	4.369	4.368	0.001	32260724	498.7	143.8- 203.8	165.5	
1	4	4.939	4.938	0.001	25435504	499.7	106.7- 166.7	130.4	
1	5	5.490	5.490	0.000	16242581	499.6	55.8- 115.8	83.3	
Average of Peak Amounts =						500.0			
2	6	3.700	3.699	0.001	12447145	490.3		100.0	
2	7	4.272	4.271	0.001	27497979	496.4	189.6- 249.6	220.9	
2	8	5.154	5.153	0.001	21309884	486.5	138.6- 198.6	171.2	
2	9	5.584	5.584	0.000	10114037	508.8	49.7- 109.7	81.3	
2	10	5.875	5.875	0.000	17391748	503.5	108.1- 168.1	139.7	
Average of Peak Amounts =						497.1			

RPD = 0.58

11 PCB-1260

1	1	6.769	6.770	-0.001	46775192	506.4		100.0	
1	2	7.259	7.258	0.001	69941509	504.2	119.7- 179.7	149.5	
1	3	7.496	7.496	0.000	27423408	506.8	29.6- 89.6	58.6	
1	4	7.804	7.821	-0.017	72221355	509.4	126.4- 186.4	154.4	
1	5	8.564	8.563	0.001	43506278	512.5	64.1- 124.1	93.0	
Average of Peak Amounts =						507.8			
2	6	7.827	7.828	-0.001	16778179	521.0		100.0	
2	7	8.196	8.196	0.000	32994622	509.5	163.4- 223.4	196.7	
2	8	8.627	8.628	-0.001	40015580	497.8	201.9- 261.9	238.5	
2	9	9.348	9.348	0.000	29503039	508.5	146.4- 206.4	175.8	
2	10	9.738	9.738	0.000	31728309	501.4	153.8- 213.8	189.1	
Average of Peak Amounts =						507.7			

RPD = 0.04

Data File: \\valsvr08\ChromData\SGCA\20111011-5714.b\B4807.D

Det	Sig	RT	EXP RT	DLT RT	Response	On-Col Amt ug/L	Ratio Range	Ratio	Flags
-----	-----	----	-----------	-----------	----------	--------------------	-------------	-------	-------

\$ 3 Dibutylchlorendate

1	1	9.569	9.568	0.001	139771618	77.9			
2	2	10.250	10.251	-0.001	69260611	81.0			
							RPD =	3.88	

\$ 2 DCB Decachlorobiphenyl

1	1	10.767	10.768	-0.001	115740253	81.5			
2	2	11.568	11.568	0.000	78389261	81.2			
							RPD =	0.39	

Report Date: 11-Oct-2011 15:31:52

Chrom Revision: 1.2 13-Jul-2011 10:43:06

Data File: \\valsvr08\ChromData\SGCA\20111011-5714.b\B4807.D

Injection Date: 11-Oct-2011 14:26:29

Limit Group: SGC - 1 - 8082 CAL

Client ID:

Instrument ID: SGCA

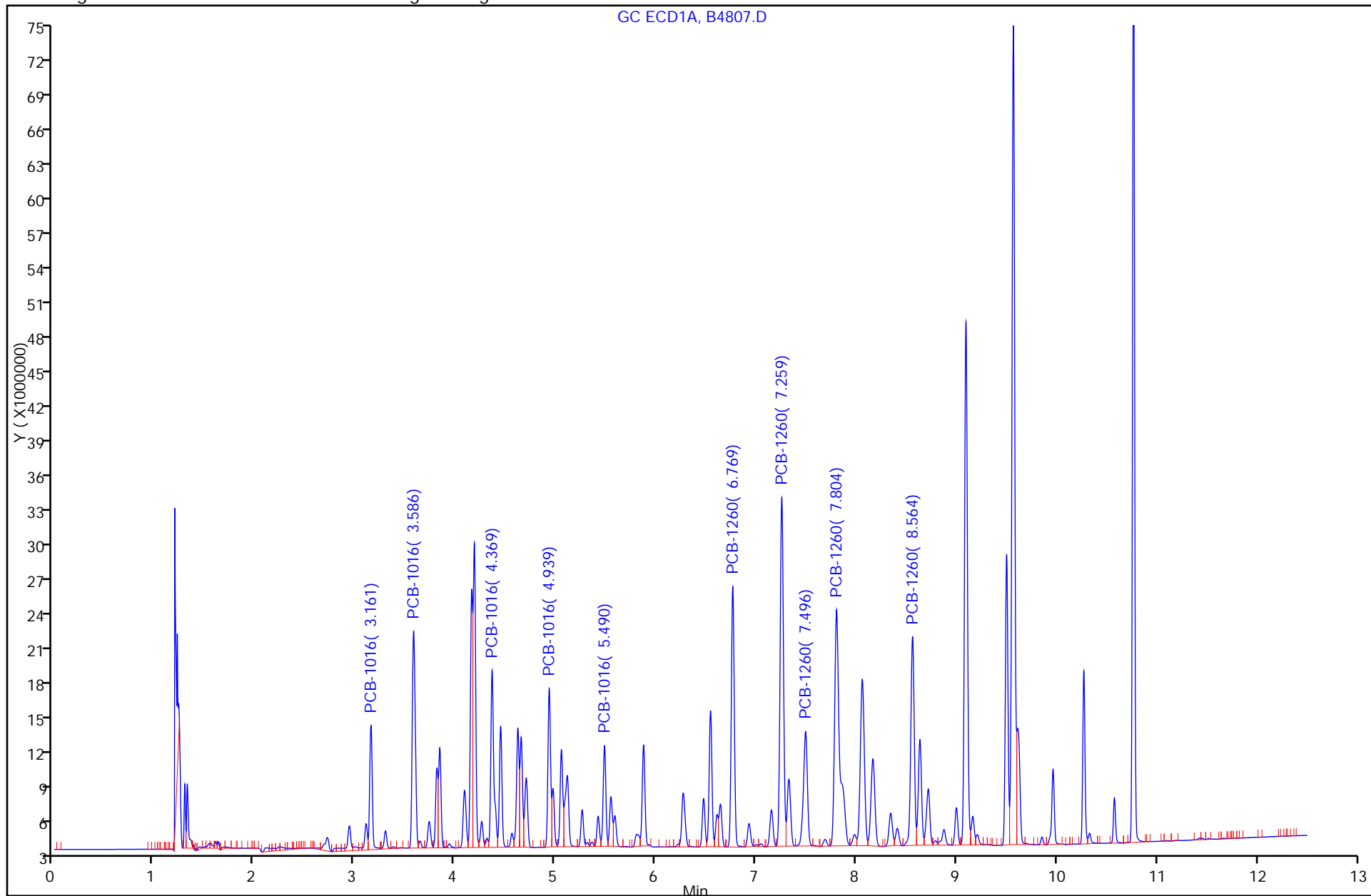
Lims Batch ID: 87982

Lims Sample ID: 5

Operator ID:

Injection Vol: 1.00 ul

Y Scaling: Method Defined: Scale to the Nth Largest Target: 2



TestAmerica Laboratories
Target Compound Quantitation Report

Data File: \\valsvr08\ChromData\SGCA\20111011-5714.b\B4808.D
 Lims ID: std1000 Client ID:
 Inject. Date: 11-Oct-2011 14:41:54 Dil. Factor: 1.0000
 Sample Type: IC Calib Level: 6
 Sample ID: std1000
 Misc. Info.:
 Operator: Instrument ID: SGCA
 Vol. Injected: 1.0000 ALS Bottle#: 6
 Lims Batch ID: 87982 Lims Sample ID: 6
 Sublist: chrom-PCBS*sub1
 Detector 1 : GC ECD1A
 Detector 2 : GC ECD2B
 Method: \\valsvr08\ChromData\SGCA\20111011-5714.b\PCBS.m
 Last Update: 11-Oct-2011 15:32:10 Calib Date: 11-Oct-2011 14:57:23
 Quant Method: External Standard Quant By: Initial Calibration
 Last ICal File: \\valsvr08\ChromData\SGCA\20111011-5714.b\B4809.D
 Limit Group: SGC - 1 - 8082 CAL
 Integrator: Falcon
 Process Host: VAL-SMS-LAB3

First Level Reviewer: iversc Date: 11-Oct-2011 15:32:10

Det	Sig	RT	EXP RT	DLT RT	Response	On-Col Amt ug/L	Ratio Range	Ratio	Flags
-----	-----	----	--------	--------	----------	-----------------	-------------	-------	-------

4 PCB-1016

1	1	3.160	3.160	0.000	38118592	1013.4		100.0	
1	2	3.586	3.586	0.000	82665255	1023.4	186.9- 246.9	216.9	
1	3	4.368	4.368	0.000	66245621	1025.2	143.8- 203.8	173.8	
1	4	4.938	4.938	0.000	52123236	1027.2	106.7- 166.7	136.7	
1	5	5.490	5.490	0.000	32717009	1021.1	55.8- 115.8	85.8	
Average of Peak Amounts =						1022.1			
2	6	3.699	3.699	0.000	25070020	1029.6		100.0	
2	7	4.271	4.271	0.000	55063984	1027.7	189.6- 249.6	219.6	
2	8	5.153	5.153	0.000	42273735	1028.7	138.6- 198.6	168.6	
2	9	5.584	5.584	0.000	19988056	1047.3	49.7- 109.7	79.7	
2	10	5.875	5.875	0.000	34621923	1039.5	108.1- 168.1	138.1	
Average of Peak Amounts =						1034.6			

RPD = 1.22

11 PCB-1260

1	1	6.770	6.770	0.000	94822260	1036.7		100.0	
1	2	7.258	7.258	0.000	141952007	1032.7	119.7- 179.7	149.7	
1	3	7.496	7.496	0.000	56510308	1029.5	29.6- 89.6	59.6	
1	4	7.805	7.805	0.000	148313383	1038.3	126.4- 186.4	156.4	
1	5	8.563	8.563	0.000	89226920	1042.5	64.1- 124.1	94.1	
Average of Peak Amounts =						1035.9			
2	6	7.828	7.828	0.000	34323875	1064.2		100.0	
2	7	8.196	8.196	0.000	66388028	1046.6	163.4- 223.4	193.4	
2	8	8.628	8.628	0.000	79611203	1037.4	201.9- 261.9	231.9	
2	9	9.348	9.348	0.000	60559647	1051.7	146.4- 206.4	176.4	
2	10	9.738	9.738	0.000	63094707	1036.9	153.8- 213.8	183.8	
Average of Peak Amounts =						1047.4			

RPD = 1.10

Data File: \\valsvr08\ChromData\SGCA\20111011-5714.b\B4808.D

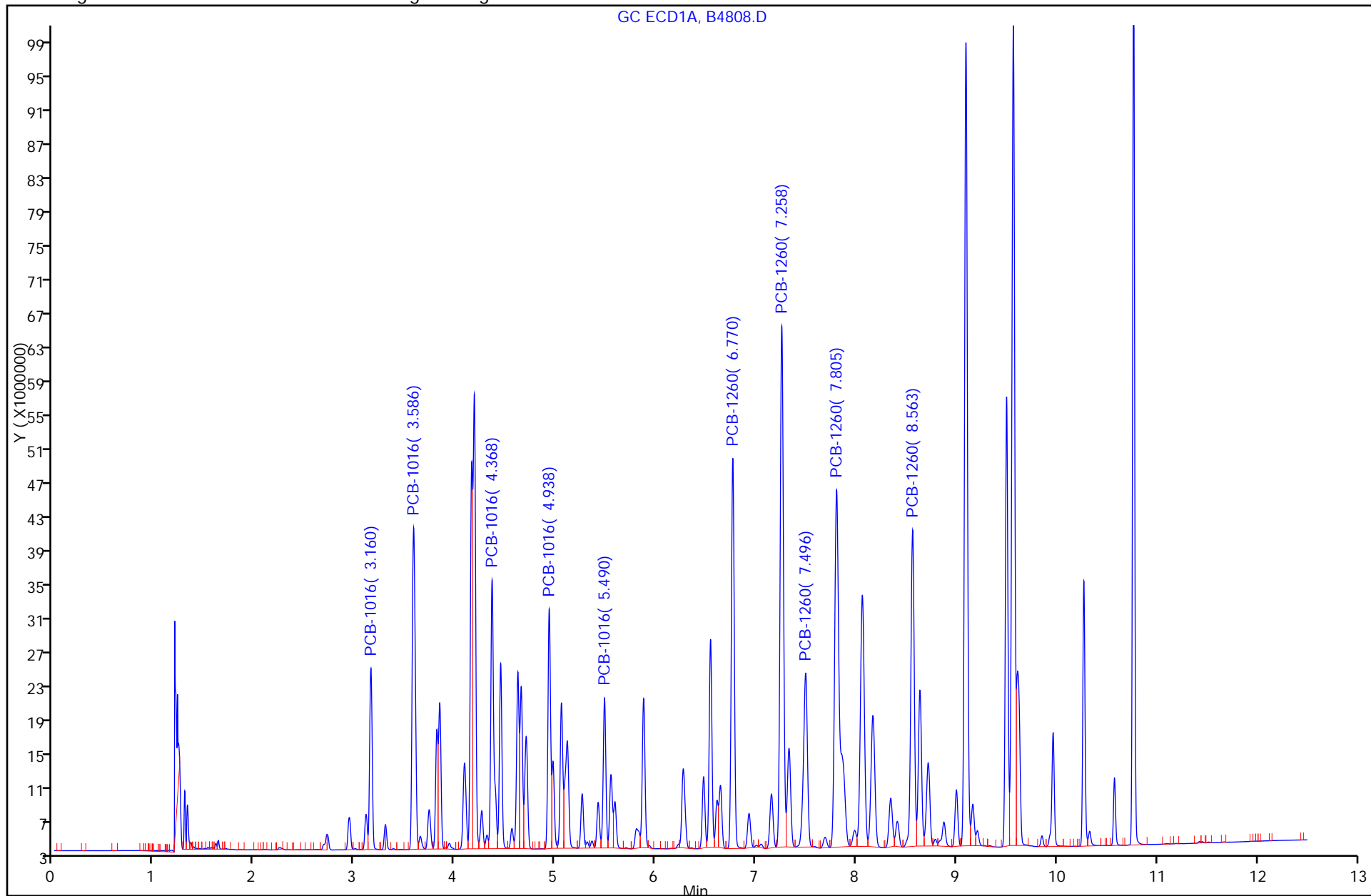
Det	Sig	RT	EXP RT	DLT RT	Response	On-Col Amt ug/L	Ratio Range	Ratio	Flags
-----	-----	----	-----------	-----------	----------	--------------------	-------------	-------	-------

\$ 3 Dibutylchlorendate

1	1	9.568	9.568	0.000	196259922	104.1			
2	2	10.251	10.251	0.000	88394942	105.0			
							RPD = 0.83		

\$ 2 DCB Decachlorobiphenyl

1	1	10.768	10.768	0.000	149021799	105.6			
2	2	11.568	11.568	0.000	99916338	104.7			
							RPD = 0.80		



TestAmerica Laboratories
Target Compound Quantitation Report

Data File: \\valsvr08\ChromData\SGCA\20111011-5714.b\B4809.D
 Lims ID: std1500 Client ID:
 Inject. Date: 11-Oct-2011 14:57:23 Dil. Factor: 1.0000
 Sample Type: IC Calib Level: 7
 Sample ID: std1500
 Misc. Info.:
 Operator: Instrument ID: SGCA
 Vol. Injected: 1.0000 ALS Bottle#: 7
 Lims Batch ID: 87982 Lims Sample ID: 7
 Sublist: chrom-PCBS*sub1
 Detector 1 : GC ECD1A
 Detector 2 : GC ECD2B
 Method: \\valsvr08\ChromData\SGCA\20111011-5714.b\PCBS.m
 Last Update: 11-Oct-2011 15:32:27 Calib Date: 11-Oct-2011 14:57:23
 Quant Method: External Standard Quant By: Initial Calibration
 Last ICal File: \\valsvr08\ChromData\SGCA\20111011-5714.b\B4809.D
 Limit Group: SGC - 1 - 8082 CAL
 Integrator: Falcon
 Process Host: VAL-SMS-LAB3

First Level Reviewer: iversc Date: 11-Oct-2011 15:32:27

Det	Sig	RT	EXP RT	DLT RT	Response	On-Col Amt ug/L	Ratio Range	Ratio	Flags
-----	-----	----	--------	--------	----------	-----------------	-------------	-------	-------

4 PCB-1016

1	1	3.161	3.159	0.002	55481719	1477.8		100.0	
1	2	3.587	3.584	0.003	119089960	1503.4	186.9- 246.9	214.6	
1	3	4.369	4.367	0.002	95811618	1480.1	143.8- 203.8	172.7	
1	4	4.939	4.937	0.002	74979009	1477.7	106.7- 166.7	135.1	
1	5	5.492	5.489	0.003	47036030	1480.1	55.8- 115.8	84.8	
Average of Peak Amounts =						1483.8			
2	6	3.701	3.699	0.002	34976696	1484.0		100.0	
2	7	4.272	4.271	0.001	77276843	1479.0	189.6- 249.6	220.9	
2	8	5.154	5.152	0.002	58361658	1501.0	138.6- 198.6	166.9	
2	9	5.584	5.583	0.001	26846373	1446.9	49.7- 109.7	76.8	
2	10	5.876	5.874	0.002	47358367	1459.0	108.1- 168.1	135.4	
Average of Peak Amounts =						1474.0			

RPD = 0.67

11 PCB-1260

1	1	6.770	6.768	0.002	132966781	1460.4		100.0	
1	2	7.259	7.258	0.001	200799101	1467.1	119.7- 179.7	151.0	
1	3	7.497	7.495	0.002	81608551	1464.9	29.6- 89.6	61.4	
1	4	7.806	7.803	0.003	209829450	1454.9	126.4- 186.4	157.8	
1	5	8.564	8.561	0.003	125276824	1447.7	64.1- 124.1	94.2	
Average of Peak Amounts =						1459.0			
2	6	7.828	7.827	0.001	46004433	1420.9		100.0	
2	7	8.197	8.196	0.001	90757821	1447.7	163.4- 223.4	197.3	
2	8	8.627	8.627	0.000	108939608	1468.5	201.9- 261.9	236.8	
2	9	9.348	9.347	0.001	83145572	1446.5	146.4- 206.4	180.7	
2	10	9.738	9.737	0.001	86656411	1464.1	153.8- 213.8	188.4	
Average of Peak Amounts =						1449.5			

RPD = 0.65

Data File: \\valsvr08\ChromData\SGCA\20111011-5714.b\B4809.D

Det	Sig	RT	EXP RT	DLT RT	Response	On-Col Amt ug/L	Ratio Range	Ratio	Flags
-----	-----	----	-----------	-----------	----------	--------------------	-------------	-------	-------

\$ 3 Dibutylchlorendate

1	1	9.568	9.568	0.000	227797168	117.8			
2	2	10.251	10.249	0.002	96623069	115.5			
							RPD =	1.95	

\$ 2 DCB Decachlorobiphenyl

1	1	10.767	10.767	0.000	161924076	114.9			
2	2	11.568	11.567	0.001	109863148	115.7			
							RPD =	0.68	

Report Date: 11-Oct-2011 15:32:27

Chrom Revision: 1.2 13-Jul-2011 10:43:06

Data File: \\valsvr08\ChromData\SGCA\20111011-5714.b\B4809.D

Injection Date: 11-Oct-2011 14:57:23

Limit Group: SGC - 1 - 8082 CAL

Client ID:

Instrument ID: SGCA

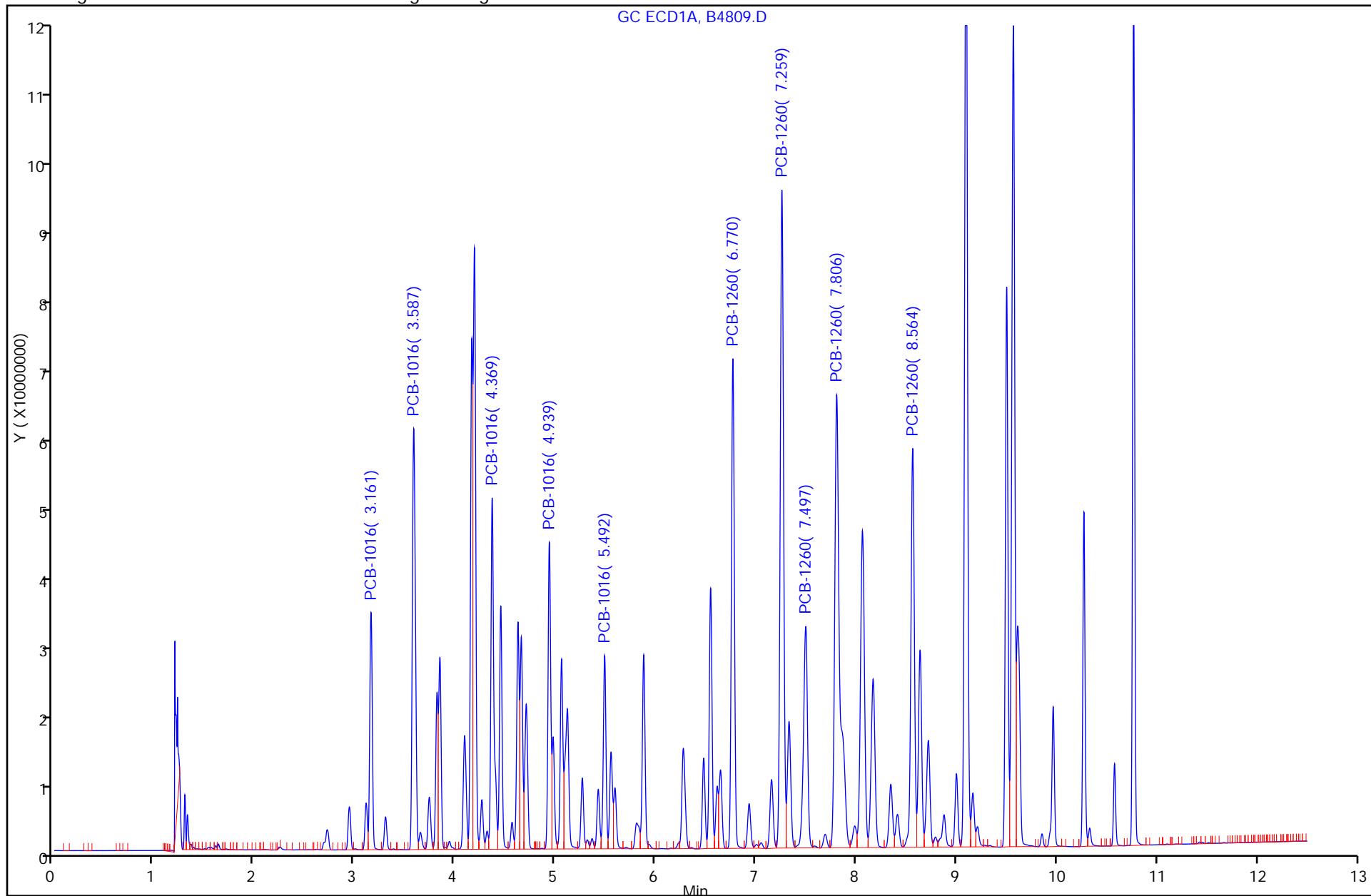
Lims Batch ID: 87982

Lims Sample ID: 7

Operator ID:

Injection Vol: 1.00 ul

Y Scaling: Method Defined: Scale to the Nth Largest Target: 2



TestAmerica Laboratories
Target Compound Quantitation Report

Data File: \\valsvr08\ChromData\SGCA\20111011-5714.b\B4810.D
 Lims ID: std2000 Client ID:
 Inject. Date: 11-Oct-2011 15:12:45 Dil. Factor: 1.0000
 Sample Type: IC Calib Level: 8
 Sample ID: std2000
 Misc. Info.:
 Operator: Instrument ID: SGCA
 Vol. Injected: 1.0000 ALS Bottle#: 8
 Lims Batch ID: 87982 Lims Sample ID: 8
 Sublist: chrom-PCBS*sub1
 Detector 1 : GC ECD1A
 Detector 2 : GC ECD2B
 Method: \\valsvr08\ChromData\SGCA\20111011-5714.b\PCBS.m
 Last Update: 11-Oct-2011 15:33:26 Calib Date: 11-Oct-2011 15:12:45
 Quant Method: External Standard Quant By: Initial Calibration
 Last ICal File: \\valsvr08\ChromData\SGCA\20111011-5714.b\B4810.D
 Limit Group: SGC - 1 - 8082 CAL
 Integrator: Falcon
 Process Host: VAL-SMS-LAB3

First Level Reviewer: iversc Date: 11-Oct-2011 15:33:26

Det	Sig	RT	EXP RT	DLT RT	Response	On-Col Amt ug/L	Ratio Range	Ratio	Flags
-----	-----	----	--------	--------	----------	-----------------	-------------	-------	-------

4 PCB-1016

1	1	3.158	3.159	-0.001	70152563	1942.6		100.0	
1	2	3.583	3.584	-0.001	151475595	1977.5	186.9- 246.9	215.9	
1	3	4.366	4.367	-0.001	124273005	1963.7	143.8- 203.8	177.1	
1	4	4.936	4.937	-0.001	97333963	1964.5	106.7- 166.7	138.7	
1	5	5.488	5.489	-0.001	61668024	1981.1	55.8- 115.8	87.9	
Average of Peak Amounts =						1965.9			
2	6	3.698	3.699	-0.001	44380277	1977.6		100.0	
2	7	4.270	4.271	-0.001	97749760	1964.0	189.6- 249.6	220.3	
2	8	5.152	5.152	0.000	75884803	2037.8	138.6- 198.6	171.0	
2	9	5.583	5.583	0.000	35170133	1986.3	49.7- 109.7	79.2	
2	10	5.874	5.874	0.000	62005951	1987.9	108.1- 168.1	139.7	
Average of Peak Amounts =						1990.7			

RPD = 1.26

11 PCB-1260

1	1	6.768	6.768	0.000	177169652	1981.0		100.0	
1	2	7.257	7.258	-0.001	270053146	1992.4	119.7- 179.7	152.4	
1	3	7.495	7.495	0.000	109825531	1974.3	29.6- 89.6	62.0	
1	4	7.804	7.803	0.001	283421590	1975.3	126.4- 186.4	160.0	
1	5	8.561	8.561	0.000	168577813	1966.2	64.1- 124.1	95.2	
Average of Peak Amounts =						1977.8			
2	6	7.826	7.827	-0.001	61674674	1953.7		100.0	
2	7	8.194	8.196	-0.002	120549837	1978.7	163.4- 223.4	195.5	
2	8	8.626	8.627	-0.001	145190861	2019.1	201.9- 261.9	235.4	
2	9	9.346	9.347	-0.001	111116283	1972.6	146.4- 206.4	180.2	
2	10	9.736	9.737	-0.001	116041581	2013.3	153.8- 213.8	188.2	
Average of Peak Amounts =						1987.5			

RPD = 0.49

Data File: \\valsvr08\ChromData\SGCA\20111011-5714.b\B4810.D

Det	Sig	RT	EXP RT	DLT RT	Response	On-Col Amt ug/L	Ratio Range	Ratio	Flags
-----	-----	----	-----------	-----------	----------	--------------------	-------------	-------	-------

\$ 3 Dibutylchlorendate

1	1	9.568
2	2	10.249

\$ 2 DCB Decachlorobiphenyl

1	1	10.767
2	2	11.567

Report Date: 11-Oct-2011 15:33:26

Chrom Revision: 1.2 13-Jul-2011 10:43:06

Data File: \\valsvr08\ChromData\SGCA\20111011-5714.b\B4810.D

Injection Date: 11-Oct-2011 15:12:45

Limit Group: SGC - 1 - 8082 CAL

Client ID:

Instrument ID: SGCA

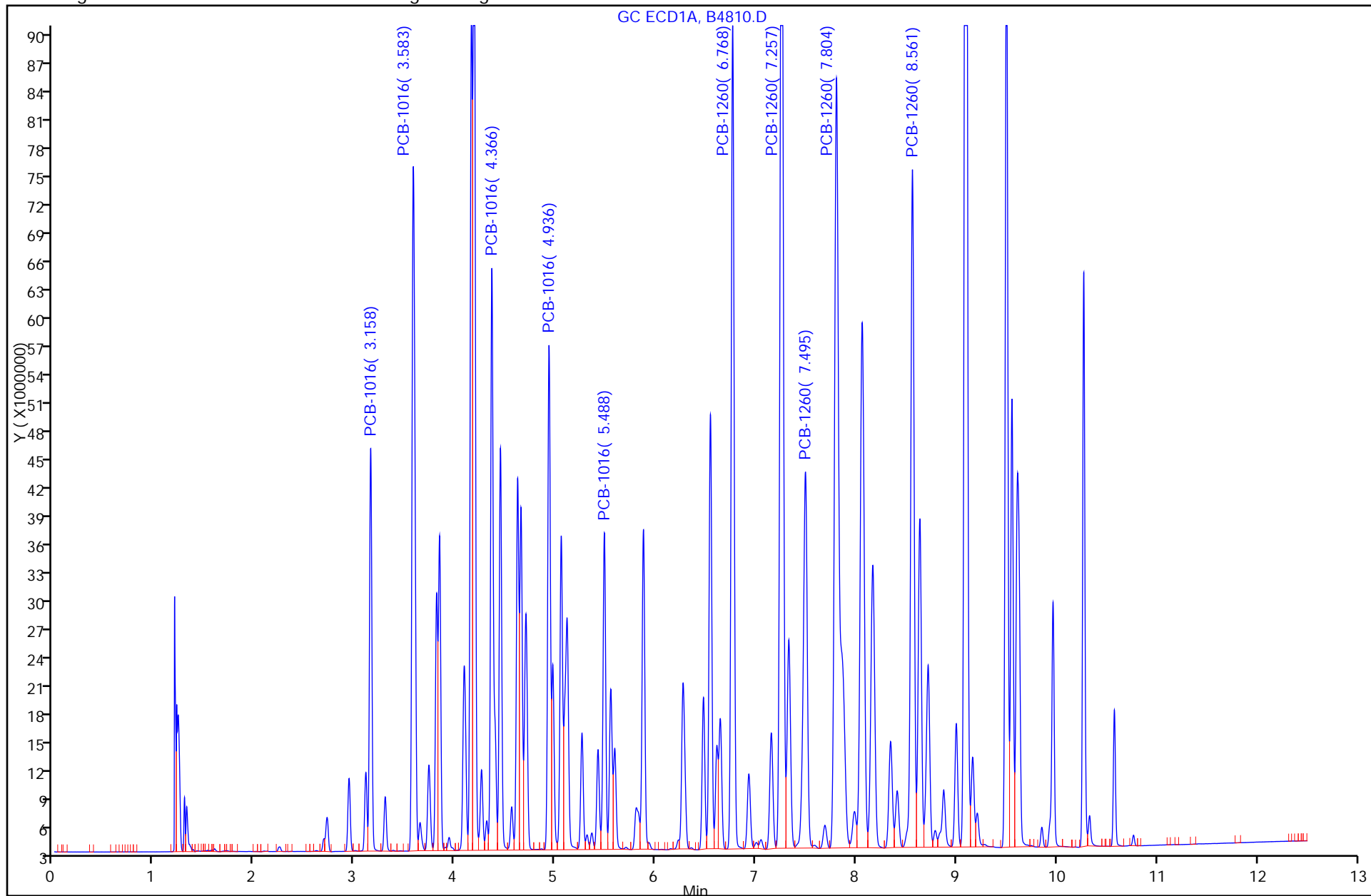
Lims Batch ID: 87982

Lims Sample ID: 8

Operator ID:

Injection Vol: 1.00 ul

Y Scaling: Method Defined: Scale to the Nth Largest Target: 2



TestAmerica Laboratories
Target Compound Quantitation Report

Data File: \\valsvr08\ChromData\SGCA\20111011-5714.b\B4811.D
 Lims ID: std3000 Client ID:
 Inject. Date: 11-Oct-2011 15:28:10 Dil. Factor: 1.0000
 Sample Type: IC Calib Level: 9
 Sample ID: std3000
 Misc. Info.:
 Operator: Instrument ID: SGCA
 Vol. Injected: 1.0000 ALS Bottle#: 9
 Lims Batch ID: 87982 Lims Sample ID: 9
 Sublist: chrom-PCBS*sub1
 Detector 1 : GC ECD1A
 Detector 2 : GC ECD2B
 Method: \\valsvr08\ChromData\SGCA\20111011-5714.b\PCBS.m
 Last Update: 11-Oct-2011 15:46:19 Calib Date: 11-Oct-2011 15:28:10
 Quant Method: External Standard Quant By: Initial Calibration
 Last ICal File: \\valsvr08\ChromData\SGCA\20111011-5714.b\B4811.D
 Limit Group: SGC - 1 - 8082 CAL
 Integrator: Falcon
 Process Host: VAL-SMS-LAB3

First Level Reviewer: iversc Date: 11-Oct-2011 15:46:19

Det	Sig	RT	EXP RT	DLT RT	Response	On-Col Amt ug/L	Ratio Range	Ratio	Flags
-----	-----	----	--------	--------	----------	-----------------	-------------	-------	-------

4 PCB-1016

1	1	3.157	3.159	-0.002	103782771	2982.7		100.0	
1	2	3.583	3.584	-0.001	225024473	3039.5	186.9- 246.9	216.8	
1	3	4.367	4.367	0.000	183868956	2975.0	143.8- 203.8	177.2	
1	4	4.937	4.937	0.000	143446130	2975.0	106.7- 166.7	138.2	
1	5	5.489	5.489	0.000	90581980	2991.5	55.8- 115.8	87.3	
Average of Peak Amounts =						2992.7			
2	6	3.697	3.699	-0.002	65623167	3087.2		100.0	
2	7	4.269	4.271	-0.002	142705311	3041.9	189.6- 249.6	217.5	
2	8	5.152	5.152	0.000	108906772	3132.4	138.6- 198.6	166.0	
2	9	5.582	5.583	-0.001	50616189	3047.8	49.7- 109.7	77.1	
2	10	5.874	5.874	0.000	91005565	3055.8	108.1- 168.1	138.7	
Average of Peak Amounts =						3073.0			

RPD = 2.65

11 PCB-1260

1	1	6.768	6.768	0.000	260458380	2984.9		100.0	
1	2	7.257	7.258	-0.001	396741938	2983.9	119.7- 179.7	152.3	
1	3	7.495	7.495	0.000	161728598	2939.2	29.6- 89.6	62.1	
1	4	7.804	7.803	0.001	416449862	2946.3	126.4- 186.4	159.9	
1	5	8.562	8.561	0.001	247218726	2937.5	64.1- 124.1	94.9	
Average of Peak Amounts =						2958.3			
2	6	7.827	7.827	0.000	92330917	2979.0		100.0	
2	7	8.196	8.196	0.000	174997901	2991.5	163.4- 223.4	189.5	
2	8	8.627	8.627	0.000	211528089	3070.3	201.9- 261.9	229.1	
2	9	9.347	9.347	0.000	161202367	2959.7	146.4- 206.4	174.6	
2	10	9.737	9.737	0.000	167456196	3035.2	153.8- 213.8	181.4	
Average of Peak Amounts =						3007.2			

RPD = 1.64

Det	Sig	RT	EXP RT	DLT RT	Response	On-Col Amt ug/L	Ratio Range	Ratio	Flags
-----	-----	----	--------	--------	----------	-----------------	-------------	-------	-------

\$ 3 Dibutylchlorendate

1	1	9.568
2	2	10.249

\$ 2 DCB Decachlorobiphenyl

1	1	10.767
2	2	11.567

Report Date: 11-Oct-2011 15:46:23

Chrom Revision: 1.2 13-Jul-2011 10:43:06

Data File: \\valsvr08\ChromData\SGCA\20111011-5714.b\B4811.D

Injection Date: 11-Oct-2011 15:28:10

Limit Group: SGC - 1 - 8082 CAL

Client ID:

Instrument ID: SGCA

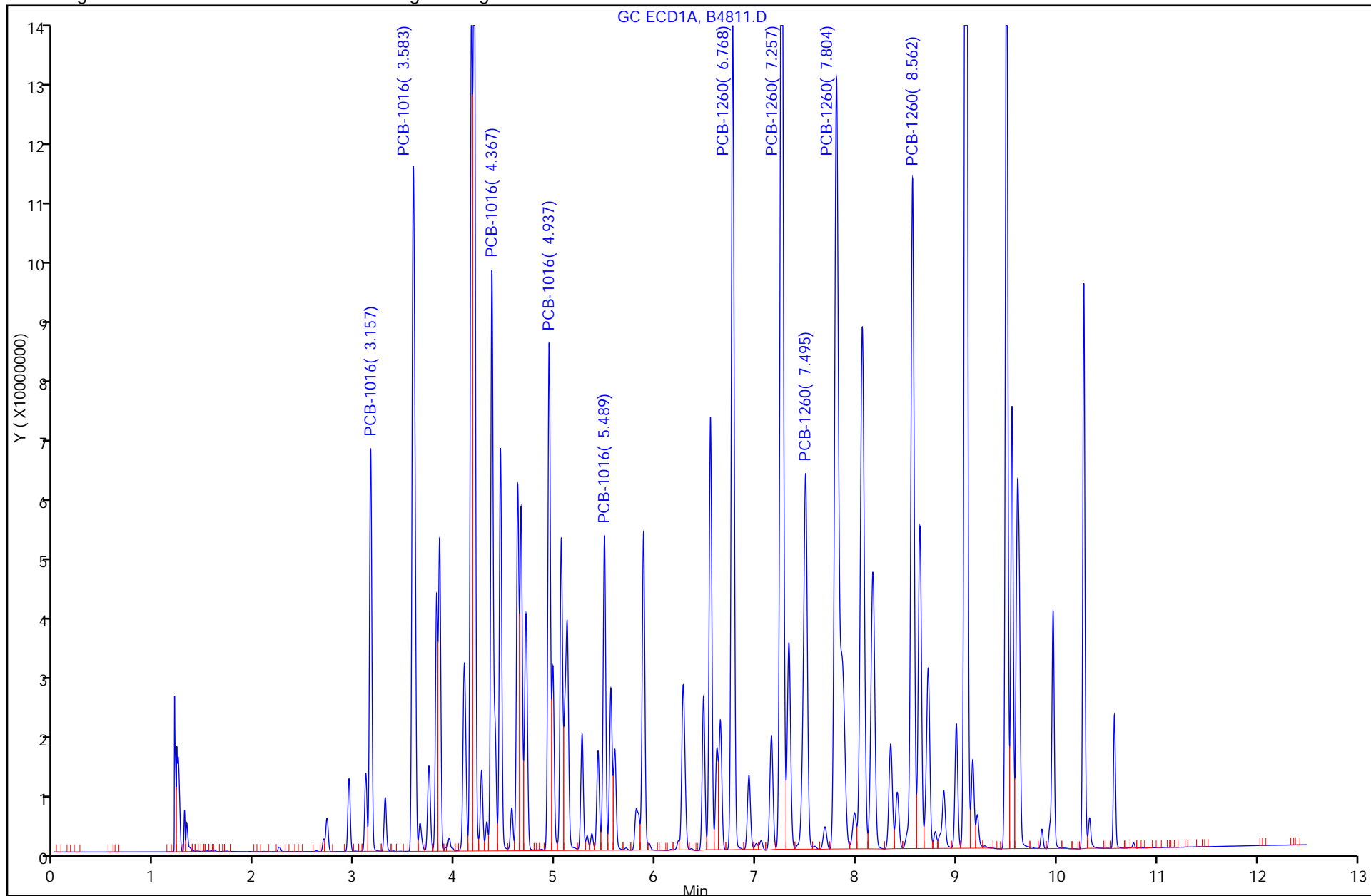
Lims Batch ID: 87982

Lims Sample ID: 9

Operator ID:

Injection Vol: 1.00 ul

Y Scaling: Method Defined: Scale to the Nth Largest Target: 2



FORM VI
 PCBS INITIAL CALIBRATION DATA
 EXTERNAL STANDARD RETENTION TIME SUMMARY

Lab Name: TestAmerica Valparaiso Job No.: 510-73338-1 Analy Batch No.: 87982

SDG No.: _____

Instrument ID: SGCA GC Column: 8082/608 ID: 0.53 (mm) Heated Purge: (Y/N) N

Calibration Start Date: 10/11/2011 15:43 Calibration End Date: 10/11/2011 15:43 Calibration ID: 4313

Calibration Files:

LEVEL:	LAB SAMPLE ID:	LAB FILE ID:
Level 1	STD1221 510-87982/10	B4812.D

ANALYTE	LVL 1										RT WINDOW	AVG RT
PCB-1221 Peak 1	2.247										2.147 - 2.347	2.247
PCB-1221 Peak 2	2.941										2.841 - 3.041	2.941
PCB-1221 Peak 3	3.108										3.008 - 3.208	3.108
PCB-1221 Peak 4	3.156										3.056 - 3.256	3.156
PCB-1221 Peak 5	4.366										4.266 - 4.466	4.366

FORM VI
PCBS INITIAL CALIBRATION DATA
EXTERNAL STANDARD CURVE EVALUATION

Lab Name: TestAmerica Valparaiso Job No.: 510-73338-1 Analy Batch No.: 87982

SDG No.: _____

Instrument ID: SGCA GC Column: 8082/608 ID: 0.53 (mm) Heated Purge: (Y/N) N

Calibration Start Date: 10/11/2011 15:43 Calibration End Date: 10/11/2011 15:43 Calibration ID: 4313

Calibration Files:

LEVEL:	LAB SAMPLE ID:	LAB FILE ID:
Level 1	STD1221 510-87982/10	B4812.D

ANALYTE	CF				CURVE TYPE	COEFFICIENT			#	MIN CF	%RSD	#	MAX %RSD	R ² OR COD	#	MIN R ² OR COD
	LVL 1					B	M1	M2								
PCB-1221 Peak 1	17151				Ave		17151.3310						10.0			
PCB-1221 Peak 2	22930				Ave		22929.6540						10.0			
PCB-1221 Peak 3	14032				Ave		14031.6215						10.0			
PCB-1221 Peak 4	54119				Ave		54119.1420						10.0			
PCB-1221 Peak 5	4254.8				Ave		4254.84150						10.0			

Note: The m1 coefficient is the same as Ave CF for an Ave curve type.

FORM VI
 PCBS INITIAL CALIBRATION DATA
 EXTERNAL STANDARD RESPONSE AND CONCENTRATION

Lab Name: TestAmerica Valparaiso Job No.: 510-73338-1 Analy Batch No.: 87982

SDG No.: _____

Instrument ID: SGCA GC Column: 8082/608 ID: 0.53 (mm) Heated Purge: (Y/N) N

Calibration Start Date: 10/11/2011 15:43 Calibration End Date: 10/11/2011 15:43 Calibration ID: 4313

Calibration Files:

LEVEL:	LAB SAMPLE ID:	LAB FILE ID:
Level 1	STD1221 510-87982/10	B4812.D

ANALYTE	CURVE TYPE	RESPONSE					CONCENTRATION (UG/L)				
		LVL 1					LVL 1				
PCB-1221 Peak 1	Ave	34302662					2000				
PCB-1221 Peak 2	Ave	45859308					2000				
PCB-1221 Peak 3	Ave	28063243					2000				
PCB-1221 Peak 4	Ave	108238284					2000				
PCB-1221 Peak 5	Ave	8509683					2000				

Curve Type Legend:

Ave = Average

TestAmerica Laboratories
Target Compound Quantitation Report

Data File: \\valsvr08\ChromData\SGCA\20111011-5714.b\B4812.D
 Lims ID: std1221 Client ID:
 Inject. Date: 11-Oct-2011 15:43:15 Dil. Factor: 1.0000
 Sample Type: IC Calib Level: 8
 Sample ID: std1221
 Misc. Info.:
 Operator: Instrument ID: SGCA
 Vol. Injected: 1.0000 ALS Bottle#: 10
 Lims Batch ID: 87982 Lims Sample ID: 10
 Sublist: chrom-PCBS*sub2
 Detector 1 : GC ECD1A
 Detector 2 : GC ECD2B
 Method: \\valsvr08\ChromData\SGCA\20111011-5714.b\PCBS.m
 Last Update: 11-Oct-2011 16:05:38 Calib Date: 11-Oct-2011 15:43:15
 Quant Method: External Standard Quant By: Initial Calibration
 Last ICal File: \\valsvr08\ChromData\SGCA\20111011-5714.b\B4812.D
 Limit Group: SGC - 1 - 8082 CAL
 Integrator: Falcon
 Process Host: VAL-SMS-LAB3

First Level Reviewer: iversc Date: 11-Oct-2011 16:05:38

Det	Sig	RT	EXP RT	DLT RT	Response	On-Col Amt ug/L	Ratio Range	Ratio	Flags
5 PCB-1221									M
1	1	2.247	2.247	0.000	34302662	2000.0		100.0	M
1	2	2.941	2.941	0.000	45859308	2000.0	0.0- 30.0	133.7	
1	3	3.108	3.108	0.000	28063243	2000.0	0.0- 30.0	81.8	
1	4	3.156	3.156	0.000	108238284	2000.0	0.0- 30.0	315.5	
1	5	4.366	4.366	0.000	8509683	2000.0	0.0- 30.0	24.8	
Average of Peak Amounts =						2000.0			
2	6	2.501	2.501	0.000	22822912	2000.0		100.0	
2	7	2.927	2.927	0.000	7399309	2000.0	0.0- 30.0	32.4	
2	8	3.422	3.422	0.000	30090350	2000.0	0.0- 30.0	131.8	
2	9	3.613	3.613	0.000	18808893	2000.0	0.0- 30.0	82.4	
2	10	3.697	3.697	0.000	68568594	2000.0	0.0- 30.0	300.4	
Average of Peak Amounts =						2000.0			
						RPD = 0.00			

QC Flag Legend

Review Flags

M - Manually Integrated

Report Date: 11-Oct-2011 16:05:39

Chrom Revision: 1.2 13-Jul-2011 10:43:06

Data File: \\valsvr08\ChromData\SGCA\20111011-5714.b\B4812.D

Injection Date: 11-Oct-2011 15:43:15

Limit Group: SGC - 1 - 8082 CAL

Client ID:

Instrument ID: SGCA

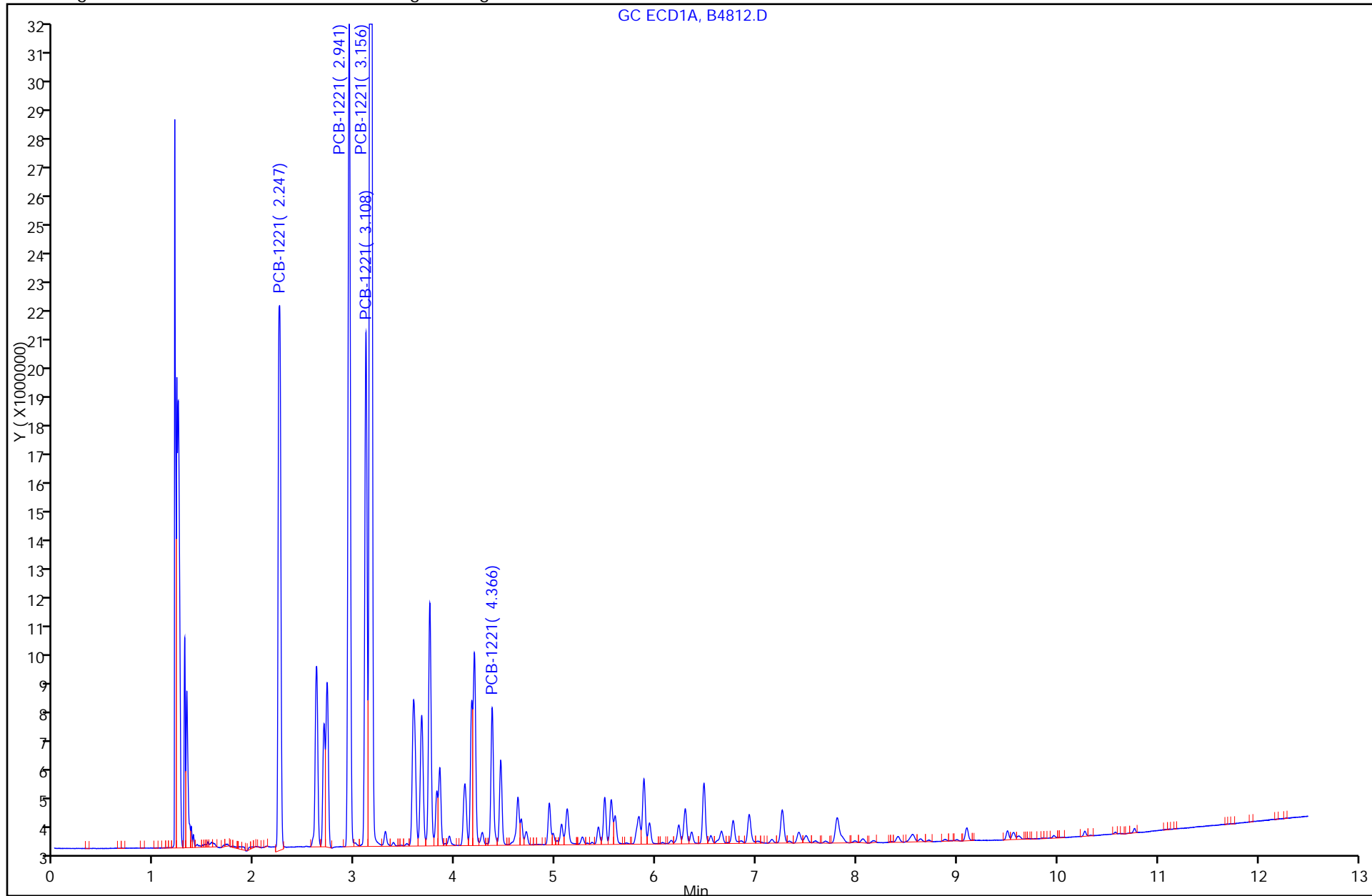
Lims Batch ID: 87982

Lims Sample ID: 10

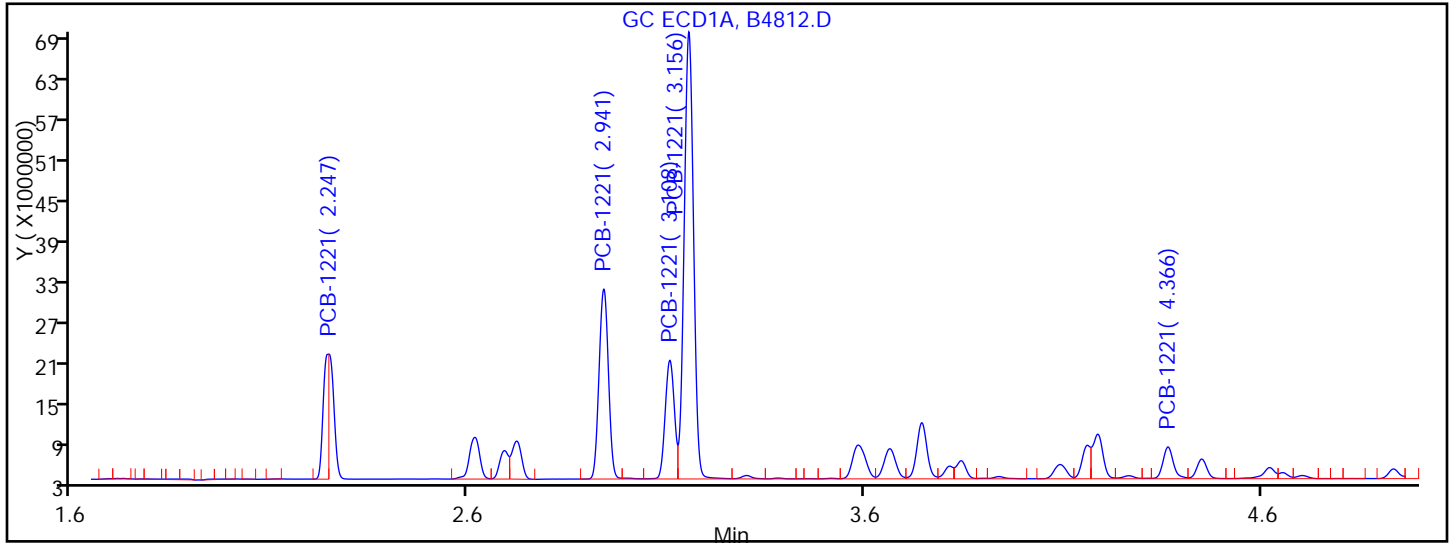
Operator ID:

Injection Vol: 1.00 ul

Y Scaling: Method Defined: Scale to the Nth Largest Target: 2

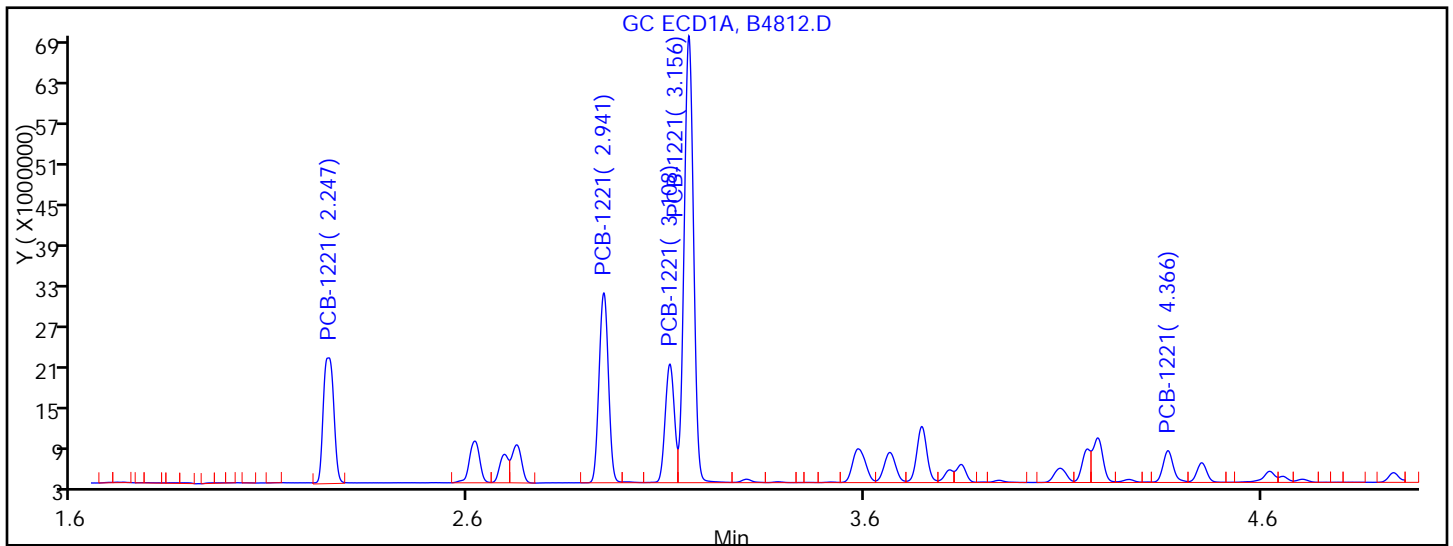


5 PCB-1221, Detector: 1, GC ECD1A



Processing Integration Results

RT = 2.247	Response = 17428467	M
RT = 2.941	Response = 45859308	
RT = 3.108	Response = 28063243	
RT = 3.156	Response = 108238284	
RT = 4.366	Response = 8509683	



Manual Integration Results

RT = 2.247	Response = 34302662	M
RT = 2.941	Response = 45859308	
RT = 3.108	Response = 28063243	
RT = 3.156	Response = 108238284	
RT = 4.366	Response = 8509683	

Reviewer: iversc, 11-Oct-2011 16:05:38

Audit Action: Manually Integrated

Audit Reason: Incomplete Integration

FORM VI
 PCBS INITIAL CALIBRATION DATA
 EXTERNAL STANDARD RETENTION TIME SUMMARY

Lab Name: TestAmerica Valparaiso Job No.: 510-73338-1 Analy Batch No.: 87982

SDG No.: _____

Instrument ID: SGCA GC Column: 8082/608 ID: 0.53 (mm) Heated Purge: (Y/N) N

Calibration Start Date: 10/11/2011 15:58 Calibration End Date: 10/11/2011 15:58 Calibration ID: 4317

Calibration Files:

LEVEL:	LAB SAMPLE ID:	LAB FILE ID:
Level 1	STD1232 510-87982/11	B4813.D

ANALYTE	LVL 1										RT WINDOW	AVG RT
PCB-1232 Peak 1	2.942										2.842 - 3.042	2.942
PCB-1232 Peak 2	3.158										3.058 - 3.258	3.158
PCB-1232 Peak 3	3.583										3.483 - 3.683	3.583
PCB-1232 Peak 4	4.367										4.267 - 4.467	4.367
PCB-1232 Peak 5	4.453										4.353 - 4.553	4.453

FORM VI
PCBS INITIAL CALIBRATION DATA
EXTERNAL STANDARD CURVE EVALUATION

Lab Name: TestAmerica Valparaiso Job No.: 510-73338-1 Analy Batch No.: 87982

SDG No.: _____

Instrument ID: SGCA GC Column: 8082/608 ID: 0.53 (mm) Heated Purge: (Y/N) N

Calibration Start Date: 10/11/2011 15:58 Calibration End Date: 10/11/2011 15:58 Calibration ID: 4317

Calibration Files:

LEVEL:	LAB SAMPLE ID:	LAB FILE ID:
Level 1	STD1232 510-87982/11	B4813.D

ANALYTE	CF				CURVE TYPE	COEFFICIENT			#	MIN CF	%RSD	#	MAX %RSD	R ² OR COD	#	MIN R ² OR COD
	LVL 1					B	M1	M2								
PCB-1232 Peak 1	13392				Ave		13392.4075						10.0			
PCB-1232 Peak 2	41757				Ave		41756.5095						10.0			
PCB-1232 Peak 3	36704				Ave		36703.7750						10.0			
PCB-1232 Peak 4	29567				Ave		29567.0520						10.0			
PCB-1232 Peak 5	17872				Ave		17872.1520						10.0			

Note: The m1 coefficient is the same as Ave CF for an Ave curve type.

FORM VI
 PCBS INITIAL CALIBRATION DATA
 EXTERNAL STANDARD RESPONSE AND CONCENTRATION

Lab Name: TestAmerica Valparaiso Job No.: 510-73338-1 Analy Batch No.: 87982

SDG No.: _____

Instrument ID: SGCA GC Column: 8082/608 ID: 0.53 (mm) Heated Purge: (Y/N) N

Calibration Start Date: 10/11/2011 15:58 Calibration End Date: 10/11/2011 15:58 Calibration ID: 4317

Calibration Files:

LEVEL:	LAB SAMPLE ID:	LAB FILE ID:
Level 1	STD1232 510-87982/11	B4813.D

ANALYTE	CURVE TYPE	RESPONSE					CONCENTRATION (UG/L)				
		LVL 1					LVL 1				
PCB-1232 Peak 1	Ave	26784815					2000				
PCB-1232 Peak 2	Ave	83513019					2000				
PCB-1232 Peak 3	Ave	73407550					2000				
PCB-1232 Peak 4	Ave	59134104					2000				
PCB-1232 Peak 5	Ave	35744304					2000				

Curve Type Legend:

Ave = Average

TestAmerica Laboratories
Target Compound Quantitation Report

Data File: \\valsvr08\ChromData\SGCA\20111011-5714.b\B4813.D
 Lims ID: std1232 Client ID:
 Inject. Date: 11-Oct-2011 15:58:43 Dil. Factor: 1.0000
 Sample Type: IC Calib Level: 8
 Sample ID: std1232
 Misc. Info.:
 Operator: Instrument ID: SGCA
 Vol. Injected: 1.0000 ALS Bottle#: 11
 Lims Batch ID: 87982 Lims Sample ID: 11
 Sublist: chrom-PCBS*sub3
 Detector 1 : GC ECD1A
 Detector 2 : GC ECD2B
 Method: \\valsvr08\ChromData\SGCA\20111011-5714.b\PCBS.m
 Last Update: 11-Oct-2011 16:46:46 Calib Date: 11-Oct-2011 16:29:18
 Quant Method: External Standard Quant By: Initial Calibration
 Last ICal File: \\valsvr08\ChromData\SGCA\20111011-5714.b\B4815.D
 Limit Group: SGC - 1 - 8082 CAL
 Integrator: Falcon
 Process Host: VAL-SMS-LAB3

First Level Reviewer: iversc Date: 11-Oct-2011 16:46:46

Det	Sig	RT	EXP RT	DLT RT	Response	On-Col Amt ug/L	Ratio Range	Ratio	Flags
7 PCB-1232									
1	1	2.942	2.942	0.000	26784815	2000.0		100.0	
1	2	3.158	3.158	0.000	83513019	2000.0	0.0- 30.0	311.8	
1	3	3.583	3.583	0.000	73407550	2000.0	0.0- 30.0	274.1	
1	4	4.367	4.367	0.000	59134104	2000.0	0.0- 30.0	220.8	
1	5	4.453	4.453	0.000	35744304	2000.0	0.0- 30.0	133.4	
Average of Peak Amounts =						2000.0			
2	6	2.502	2.502	0.000	12350781	2000.0		100.0	
2	7	3.698	3.698	0.000	53035070	2000.0	0.0- 30.0	429.4	
2	8	4.269	4.269	0.000	51127692	2000.0	0.0- 30.0	414.0	
2	9	5.153	5.153	0.000	37946327	2000.0	0.0- 30.0	307.2	
2	10	5.874	5.874	0.000	29345220	2000.0	0.0- 30.0	237.6	
Average of Peak Amounts =						2000.0			
RPD = 0.00									

Report Date: 11-Oct-2011 16:46:46

Chrom Revision: 1.2 13-Jul-2011 10:43:06

Data File: \\valsvr08\ChromData\SGCA\20111011-5714.b\B4813.D

Injection Date: 11-Oct-2011 15:58:43

Limit Group: SGC - 1 - 8082 CAL

Client ID:

Instrument ID: SGCA

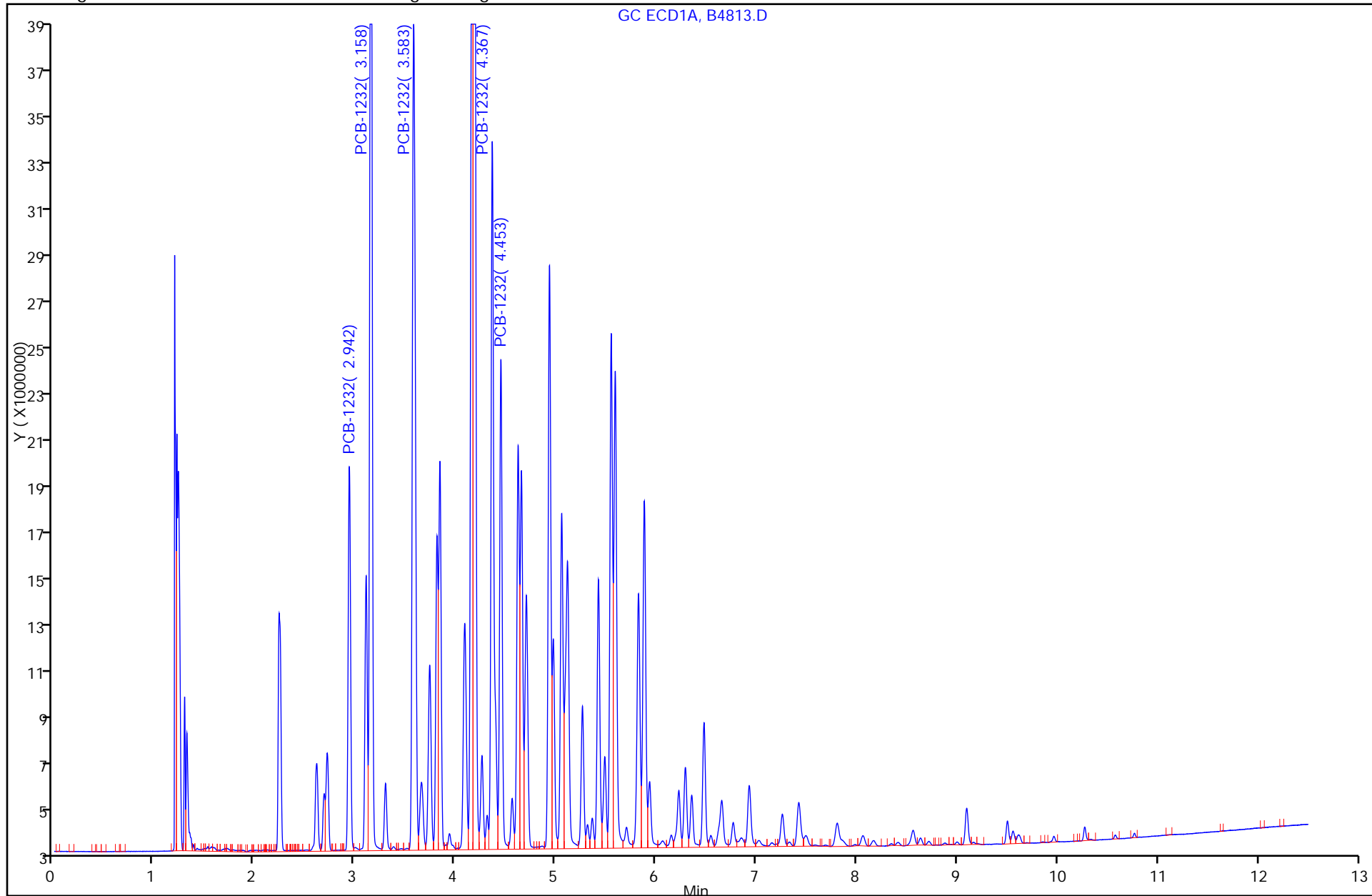
Lims Batch ID: 87982

Lims Sample ID: 11

Operator ID:

Injection Vol: 1.00 ul

Y Scaling: Method Defined: Scale to the Nth Largest Target: 2



FORM VI
 PCBS INITIAL CALIBRATION DATA
 EXTERNAL STANDARD RETENTION TIME SUMMARY

Lab Name: TestAmerica Valparaiso Job No.: 510-73338-1 Analy Batch No.: 87982

SDG No.: _____

Instrument ID: SGCA GC Column: 8082/608 ID: 0.53 (mm) Heated Purge: (Y/N) N

Calibration Start Date: 10/11/2011 16:13 Calibration End Date: 10/11/2011 16:13 Calibration ID: 4321

Calibration Files:

LEVEL:	LAB SAMPLE ID:	LAB FILE ID:
Level 1	STD1242 510-87982/12	B4814.D

ANALYTE	LVL 1										RT WINDOW	AVG RT
PCB-1242 Peak 1	3.156										3.056 - 3.256	3.156
PCB-1242 Peak 2	3.582										3.482 - 3.682	3.582
PCB-1242 Peak 3	4.451										4.351 - 4.551	4.451
PCB-1242 Peak 4	5.115										5.015 - 5.215	5.115
PCB-1242 Peak 5	5.591										5.491 - 5.691	5.591

FORM VI
PCBS INITIAL CALIBRATION DATA
EXTERNAL STANDARD CURVE EVALUATION

Lab Name: TestAmerica Valparaiso Job No.: 510-73338-1 Analy Batch No.: 87982

SDG No.: _____

Instrument ID: SGCA GC Column: 8082/608 ID: 0.53 (mm) Heated Purge: (Y/N) N

Calibration Start Date: 10/11/2011 16:13 Calibration End Date: 10/11/2011 16:13 Calibration ID: 4321

Calibration Files:

LEVEL:	LAB SAMPLE ID:	LAB FILE ID:
Level 1	STD1242 510-87982/12	B4814.D

ANALYTE	CF				CURVE TYPE	COEFFICIENT			#	MIN CF	%RSD	#	MAX %RSD	R ² OR COD	#	MIN R ² OR COD
	LVL 1					B	M1	M2								
PCB-1242 Peak 1	29770				Ave		29770.2060						10.0			
PCB-1242 Peak 2	63473				Ave		63472.5290						10.0			
PCB-1242 Peak 3	30091				Ave		30090.6490						10.0			
PCB-1242 Peak 4	27726				Ave		27725.7080						10.0			
PCB-1242 Peak 5	37871				Ave		37871.3920						10.0			

Note: The m1 coefficient is the same as Ave CF for an Ave curve type.

FORM VI
 PCBS INITIAL CALIBRATION DATA
 EXTERNAL STANDARD RESPONSE AND CONCENTRATION

Lab Name: TestAmerica Valparaiso Job No.: 510-73338-1 Analy Batch No.: 87982

SDG No.: _____

Instrument ID: SGCA GC Column: 8082/608 ID: 0.53 (mm) Heated Purge: (Y/N) N

Calibration Start Date: 10/11/2011 16:13 Calibration End Date: 10/11/2011 16:13 Calibration ID: 4321

Calibration Files:

LEVEL:	LAB SAMPLE ID:	LAB FILE ID:
Level 1	STD1242 510-87982/12	B4814.D

ANALYTE	CURVE TYPE	RESPONSE					CONCENTRATION (UG/L)				
		LVL 1					LVL 1				
PCB-1242 Peak 1	Ave	59540412					2000				
PCB-1242 Peak 2	Ave	126945058					2000				
PCB-1242 Peak 3	Ave	60181298					2000				
PCB-1242 Peak 4	Ave	55451416					2000				
PCB-1242 Peak 5	Ave	75742784					2000				

Curve Type Legend:

Ave = Average

TestAmerica Laboratories
Target Compound Quantitation Report

Data File: \\valsvr08\ChromData\SGCA\20111011-5714.b\B4814.D
 Lims ID: std1242 Client ID:
 Inject. Date: 11-Oct-2011 16:13:53 Dil. Factor: 1.0000
 Sample Type: IC Calib Level: 8
 Sample ID: std1242
 Misc. Info.:
 Operator: Instrument ID: SGCA
 Vol. Injected: 1.0000 ALS Bottle#: 12
 Lims Batch ID: 87982 Lims Sample ID: 12
 Sublist: chrom-PCBS*sub4
 Detector 1 : GC ECD1A
 Detector 2 : GC ECD2B
 Method: \\valsvr08\ChromData\SGCA\20111011-5714.b\PCBS.m
 Last Update: 11-Oct-2011 16:47:01 Calib Date: 11-Oct-2011 16:29:18
 Quant Method: External Standard Quant By: Initial Calibration
 Last ICal File: \\valsvr08\ChromData\SGCA\20111011-5714.b\B4815.D
 Limit Group: SGC - 1 - 8082 CAL
 Integrator: Falcon
 Process Host: VAL-SMS-LAB3

First Level Reviewer: iversc Date: 11-Oct-2011 16:47:01

Det	Sig	RT	EXP RT	DLT RT	Response	On-Col Amt ug/L	Ratio Range	Ratio	Flags	
10 PCB-1242										
1	1	3.156	3.156	0.000	59540412	2000.0		100.0		
1	2	3.582	3.582	0.000	126945058	2000.0	0.0- 30.0	213.2		
1	3	4.451	4.451	0.000	60181298	2000.0	0.0- 30.0	101.1		
1	4	5.115	5.115	0.000	55451416	2000.0	0.0- 30.0	93.1		
1	5	5.591	5.591	0.000	75742784	2000.0	0.0- 30.0	127.2		
		Average of Peak Amounts =				2000.0				
2	6	3.697	3.697	0.000	38372905	2000.0		100.0		
2	7	4.269	4.269	0.000	83356609	2000.0	0.0- 30.0	217.2		
2	8	5.151	5.151	0.000	63853655	2000.0	0.0- 30.0	166.4		
2	9	6.542	6.542	0.000	59725240	2000.0	0.0- 30.0	155.6		
2	10	6.926	6.926	0.000	59236938	2000.0	0.0- 30.0	154.4		
		Average of Peak Amounts =				2000.0				
						RPD = 0.00				

Report Date: 11-Oct-2011 16:47:01

Chrom Revision: 1.2 13-Jul-2011 10:43:06

Data File: \\valsvr08\ChromData\SGCA\20111011-5714.b\B4814.D

Injection Date: 11-Oct-2011 16:13:53

Limit Group: SGC - 1 - 8082 CAL

Client ID:

Instrument ID: SGCA

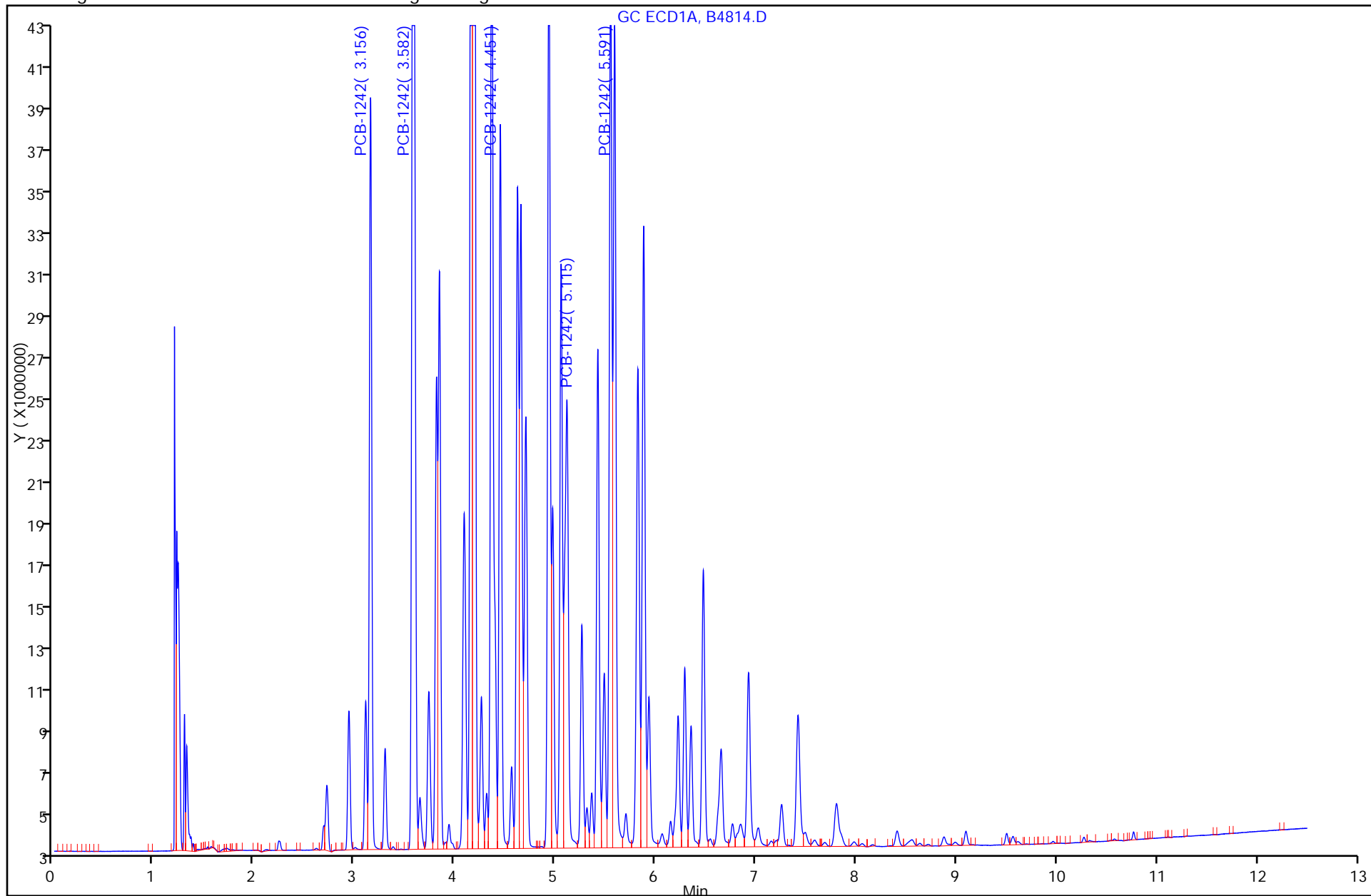
Lims Batch ID: 87982

Lims Sample ID: 12

Operator ID:

Injection Vol: 1.00 ul

Y Scaling: Method Defined: Scale to the Nth Largest Target: 2



FORM VI
 PCBS INITIAL CALIBRATION DATA
 EXTERNAL STANDARD RETENTION TIME SUMMARY

Lab Name: TestAmerica Valparaiso Job No.: 510-73338-1 Analy Batch No.: 87982

SDG No.: _____

Instrument ID: SGCA GC Column: 8082/608 ID: 0.53 (mm) Heated Purge: (Y/N) N

Calibration Start Date: 10/11/2011 16:29 Calibration End Date: 10/11/2011 16:29 Calibration ID: 4325

Calibration Files:

LEVEL:	LAB SAMPLE ID:	LAB FILE ID:
Level 1	STD1248 510-87982/13	B4815.D

ANALYTE	LVL 1										RT WINDOW	AVG RT
PCB-1248 Peak 1	3.582										3.482 - 3.682	3.582
PCB-1248 Peak 2	4.190										4.090 - 4.290	4.190
PCB-1248 Peak 3	5.059										4.959 - 5.159	5.059
PCB-1248 Peak 4	5.593										5.493 - 5.693	5.593
PCB-1248 Peak 5	6.478										6.378 - 6.578	6.478

FORM VI
 PCBS INITIAL CALIBRATION DATA
 EXTERNAL STANDARD CURVE EVALUATION

Lab Name: TestAmerica Valparaiso Job No.: 510-73338-1 Analy Batch No.: 87982

SDG No.: _____

Instrument ID: SGCA GC Column: 8082/608 ID: 0.53 (mm) Heated Purge: (Y/N) N

Calibration Start Date: 10/11/2011 16:29 Calibration End Date: 10/11/2011 16:29 Calibration ID: 4325

Calibration Files:

LEVEL:	LAB SAMPLE ID:	LAB FILE ID:
Level 1	STD1248 510-87982/13	B4815.D

ANALYTE	CF				CURVE TYPE	COEFFICIENT			#	MIN CF	%RSD	#	MAX %RSD	R^2 OR COD	#	MIN R^2 OR COD
	LVL 1					B	M1	M2								
PCB-1248 Peak 1	29867				Ave		29866.9405						10.0			
PCB-1248 Peak 2	37405				Ave		37404.7195						10.0			
PCB-1248 Peak 3	43382				Ave		43382.1090						10.0			
PCB-1248 Peak 4	62322				Ave		62321.8135						10.0			
PCB-1248 Peak 5	36301				Ave		36300.9330						10.0			

Note: The m1 coefficient is the same as Ave CF for an Ave curve type.

FORM VI
 PCBS INITIAL CALIBRATION DATA
 EXTERNAL STANDARD RESPONSE AND CONCENTRATION

Lab Name: TestAmerica Valparaiso Job No.: 510-73338-1 Analy Batch No.: 87982

SDG No.: _____

Instrument ID: SGCA GC Column: 8082/608 ID: 0.53 (mm) Heated Purge: (Y/N) N

Calibration Start Date: 10/11/2011 16:29 Calibration End Date: 10/11/2011 16:29 Calibration ID: 4325

Calibration Files:

LEVEL:	LAB SAMPLE ID:	LAB FILE ID:
Level 1	STD1248 510-87982/13	B4815.D

ANALYTE	CURVE TYPE	RESPONSE					CONCENTRATION (UG/L)				
		LVL 1					LVL 1				
PCB-1248 Peak 1	Ave	59733881					2000				
PCB-1248 Peak 2	Ave	74809439					2000				
PCB-1248 Peak 3	Ave	86764218					2000				
PCB-1248 Peak 4	Ave	124643627					2000				
PCB-1248 Peak 5	Ave	72601866					2000				

Curve Type Legend:

Ave = Average

TestAmerica Laboratories
Target Compound Quantitation Report

Data File: \\valsvr08\ChromData\SGCA\20111011-5714.b\B4815.D
 Lims ID: std1248 Client ID:
 Inject. Date: 11-Oct-2011 16:29:18 Dil. Factor: 1.0000
 Sample Type: IC Calib Level: 8
 Sample ID: std1248
 Misc. Info.:
 Operator: Instrument ID: SGCA
 Vol. Injected: 1.0000 ALS Bottle#: 13
 Lims Batch ID: 87982 Lims Sample ID: 13
 Sublist: chrom-PCBS*sub5
 Detector 1 : GC ECD1A
 Detector 2 : GC ECD2B
 Method: \\valsvr08\ChromData\SGCA\20111011-5714.b\PCBS.m
 Last Update: 11-Oct-2011 16:47:15 Calib Date: 11-Oct-2011 16:29:18
 Quant Method: External Standard Quant By: Initial Calibration
 Last ICal File: \\valsvr08\ChromData\SGCA\20111011-5714.b\B4815.D
 Limit Group: SGC - 1 - 8082 CAL
 Integrator: Falcon
 Process Host: VAL-SMS-LAB3

First Level Reviewer: iversc Date: 11-Oct-2011 16:47:15

Det	Sig	RT	EXP RT	DLT RT	Response	On-Col Amt ug/L	Ratio Range	Ratio	Flags
6 PCB-1248									
1	1	3.582	3.582	0.000	59733881	2000.0		100.0	
1	2	4.190	4.190	0.000	74809439	2000.0	0.0- 30.0	125.2	
1	3	5.059	5.059	0.000	86764218	2000.0	0.0- 30.0	145.3	
1	4	5.593	5.593	0.000	124643627	2000.0	0.0- 30.0	208.7	
1	5	6.478	6.478	0.000	72601866	2000.0	0.0- 30.0	121.5	
Average of Peak Amounts =						2000.0			
2	6	4.269	4.269	0.000	39970204	2000.0		100.0	
2	7	5.149	5.149	0.000	35207310	2000.0	0.0- 30.0	88.1	
2	8	5.874	5.874	0.000	84240905	2000.0	0.0- 30.0	210.8	
2	9	6.541	6.541	0.000	105815385	2000.0	0.0- 30.0	264.7	
2	10	6.929	6.929	0.000	100284841	2000.0	0.0- 30.0	250.9	
Average of Peak Amounts =						2000.0			
RPD = 0.00									

Report Date: 11-Oct-2011 16:47:15

Chrom Revision: 1.2 13-Jul-2011 10:43:06

Data File: \\valsvr08\ChromData\SGCA\20111011-5714.b\B4815.D

Injection Date: 11-Oct-2011 16:29:18

Limit Group: SGC - 1 - 8082 CAL

Client ID:

Instrument ID: SGCA

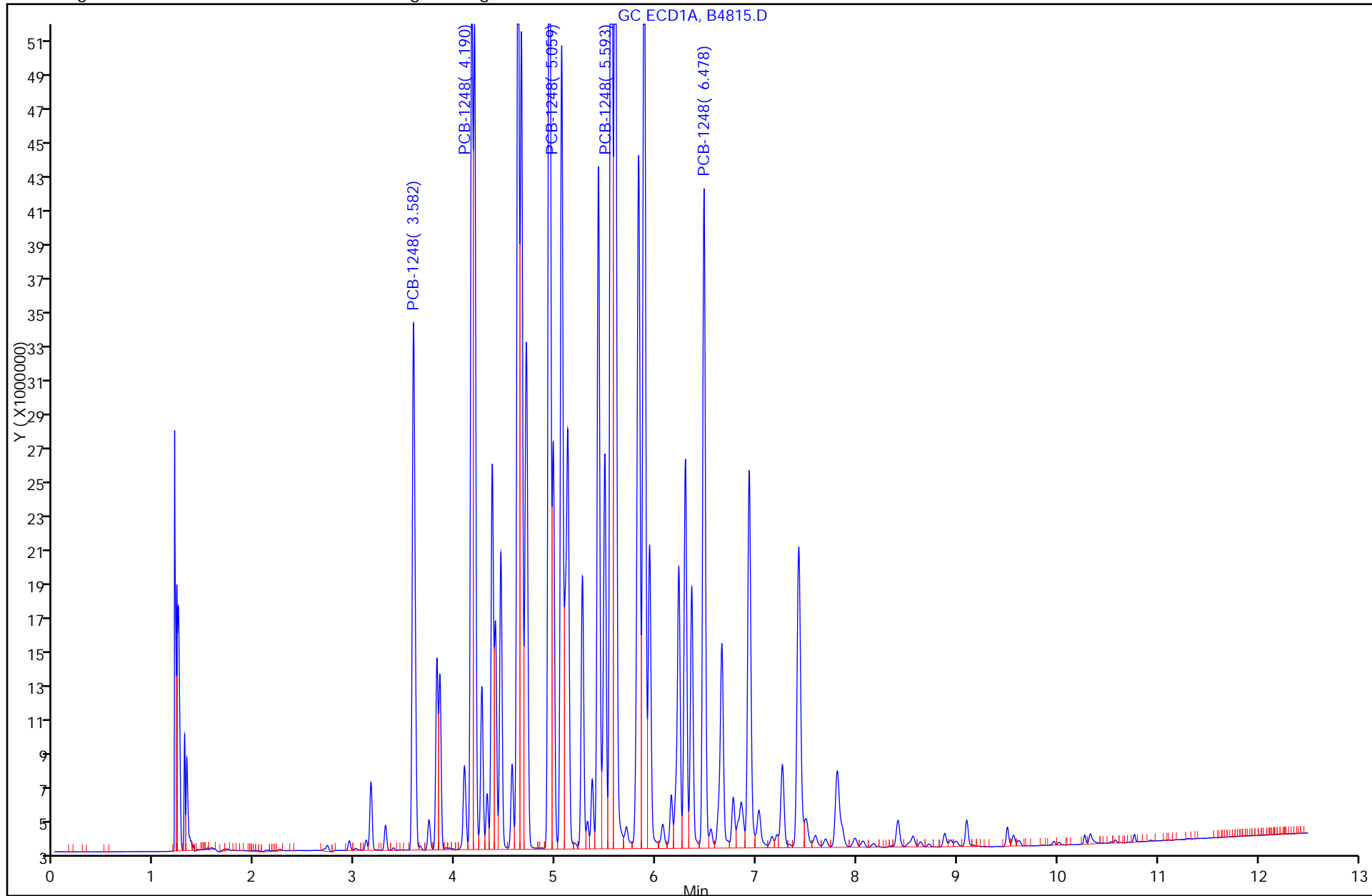
Lims Batch ID: 87982

Lims Sample ID: 13

Operator ID:

Injection Vol: 1.00 ul

Y Scaling: Method Defined: Scale to the Nth Largest Target: 2



FORM VI
 PCBS INITIAL CALIBRATION DATA
 EXTERNAL STANDARD RETENTION TIME SUMMARY

Lab Name: TestAmerica Valparaiso Job No.: 510-73338-1 Analy Batch No.: 87982

SDG No.: _____

Instrument ID: SGCA GC Column: 8082/608 ID: 0.53 (mm) Heated Purge: (Y/N) N

Calibration Start Date: 10/11/2011 16:44 Calibration End Date: 10/11/2011 16:44 Calibration ID: 4329

Calibration Files:

LEVEL:	LAB SAMPLE ID:	LAB FILE ID:
Level 1	STD1254 510-87982/14	B4816.D

ANALYTE	LVL 1										RT WINDOW	AVG RT
PCB-1254 Peak 1	5.551										5.451 - 5.651	5.551
PCB-1254 Peak 2	6.290										6.190 - 6.390	6.290
PCB-1254 Peak 3	6.476										6.376 - 6.576	6.476
PCB-1254 Peak 4	6.926										6.826 - 7.026	6.926
PCB-1254 Peak 5	7.804										7.704 - 7.904	7.804

FORM VI
PCBS INITIAL CALIBRATION DATA
EXTERNAL STANDARD CURVE EVALUATION

Lab Name: TestAmerica Valparaiso Job No.: 510-73338-1 Analy Batch No.: 87982

SDG No.: _____

Instrument ID: SGCA GC Column: 8082/608 ID: 0.53 (mm) Heated Purge: (Y/N) N

Calibration Start Date: 10/11/2011 16:44 Calibration End Date: 10/11/2011 16:44 Calibration ID: 4329

Calibration Files:

LEVEL:	LAB SAMPLE ID:	LAB FILE ID:
Level 1	STD1254 510-87982/14	B4816.D

ANALYTE	CF				CURVE TYPE	COEFFICIENT			#	MIN CF	%RSD	#	MAX %RSD	R ² OR COD	#	MIN R ² OR COD
	LVL 1					B	M1	M2								
PCB-1254 Peak 1	66638				Ave		66637.7765						10.0			
PCB-1254 Peak 2	53163				Ave		53162.6095						10.0			
PCB-1254 Peak 3	107955				Ave		107955.379						10.0			
PCB-1254 Peak 4	132967				Ave		132967.202						10.0			
PCB-1254 Peak 5	121496				Ave		121495.643						10.0			

Note: The m1 coefficient is the same as Ave CF for an Ave curve type.

FORM VI
 PCBS INITIAL CALIBRATION DATA
 EXTERNAL STANDARD RESPONSE AND CONCENTRATION

Lab Name: TestAmerica Valparaiso Job No.: 510-73338-1 Analy Batch No.: 87982

SDG No.: _____

Instrument ID: SGCA GC Column: 8082/608 ID: 0.53 (mm) Heated Purge: (Y/N) N

Calibration Start Date: 10/11/2011 16:44 Calibration End Date: 10/11/2011 16:44 Calibration ID: 4329

Calibration Files:

LEVEL:	LAB SAMPLE ID:	LAB FILE ID:
Level 1	STD1254 510-87982/14	B4816.D

ANALYTE	CURVE TYPE	RESPONSE					CONCENTRATION (UG/L)				
		LVL 1					LVL 1				
PCB-1254 Peak 1	Ave	133275553					2000				
PCB-1254 Peak 2	Ave	106325219					2000				
PCB-1254 Peak 3	Ave	215910758					2000				
PCB-1254 Peak 4	Ave	265934404					2000				
PCB-1254 Peak 5	Ave	242991286					2000				

Curve Type Legend:

Ave = Average

TestAmerica Laboratories
Target Compound Quantitation Report

Data File: \\valsvr08\ChromData\SGCA\20111011-5714.b\B4816.D
 Lims ID: std1254 Client ID:
 Inject. Date: 11-Oct-2011 16:44:21 Dil. Factor: 1.0000
 Sample Type: IC Calib Level: 8
 Sample ID: std1254
 Misc. Info.:
 Operator: Instrument ID: SGCA
 Vol. Injected: 1.0000 ALS Bottle#: 14
 Lims Batch ID: 87982 Lims Sample ID: 14
 Sublist: chrom-PCBS*sub6
 Detector 1 : GC ECD1A
 Detector 2 : GC ECD2B
 Method: \\valsvr08\ChromData\SGCA\20111011-5714.b\PCBS.m
 Last Update: 11-Oct-2011 17:16:44 Calib Date: 11-Oct-2011 16:44:21
 Quant Method: External Standard Quant By: Initial Calibration
 Last ICal File: \\valsvr08\ChromData\SGCA\20111011-5714.b\B4816.D
 Limit Group: SGC - 1 - 8082 CAL
 Integrator: Falcon
 Process Host: VAL-SMS-LAB3

First Level Reviewer: iversc Date: 11-Oct-2011 17:16:44

Det	Sig	RT	EXP RT	DLT RT	Response	On-Col Amt ug/L	Ratio Range	Ratio	Flags
9 PCB-1254									
1	1	5.551	5.551	0.000	133275553	2000.0		100.0	
1	2	6.290	6.290	0.000	106325219	2000.0	0.0- 30.0	79.8	
1	3	6.476	6.476	0.000	215910758	2000.0	0.0- 30.0	162.0	
1	4	6.926	6.926	0.000	265934404	2000.0	0.0- 30.0	199.5	
1	5	7.804	7.804	0.000	242991286	2000.0	0.0- 30.0	182.3	
Average of Peak Amounts =						2000.0			
2	6	6.539	6.539	0.000	76220681	2000.0		100.0	
2	7	6.853	6.853	0.000	81963657	2000.0	0.0- 30.0	107.5	
2	8	7.750	7.750	0.000	139975745	2000.0	0.0- 30.0	183.6	
2	9	8.270	8.270	0.000	179045538	2000.0	0.0- 30.0	234.9	
2	10	9.217	9.217	0.000	157645021	2000.0	0.0- 30.0	206.8	
Average of Peak Amounts =						2000.0			
RPD = 0.00									

Report Date: 11-Oct-2011 17:16:44

Chrom Revision: 1.2 13-Jul-2011 10:43:06

Data File: \\valsvr08\ChromData\SGCA\20111011-5714.b\B4816.D

Injection Date: 11-Oct-2011 16:44:21

Limit Group: SGC - 1 - 8082 CAL

Client ID:

Instrument ID: SGCA

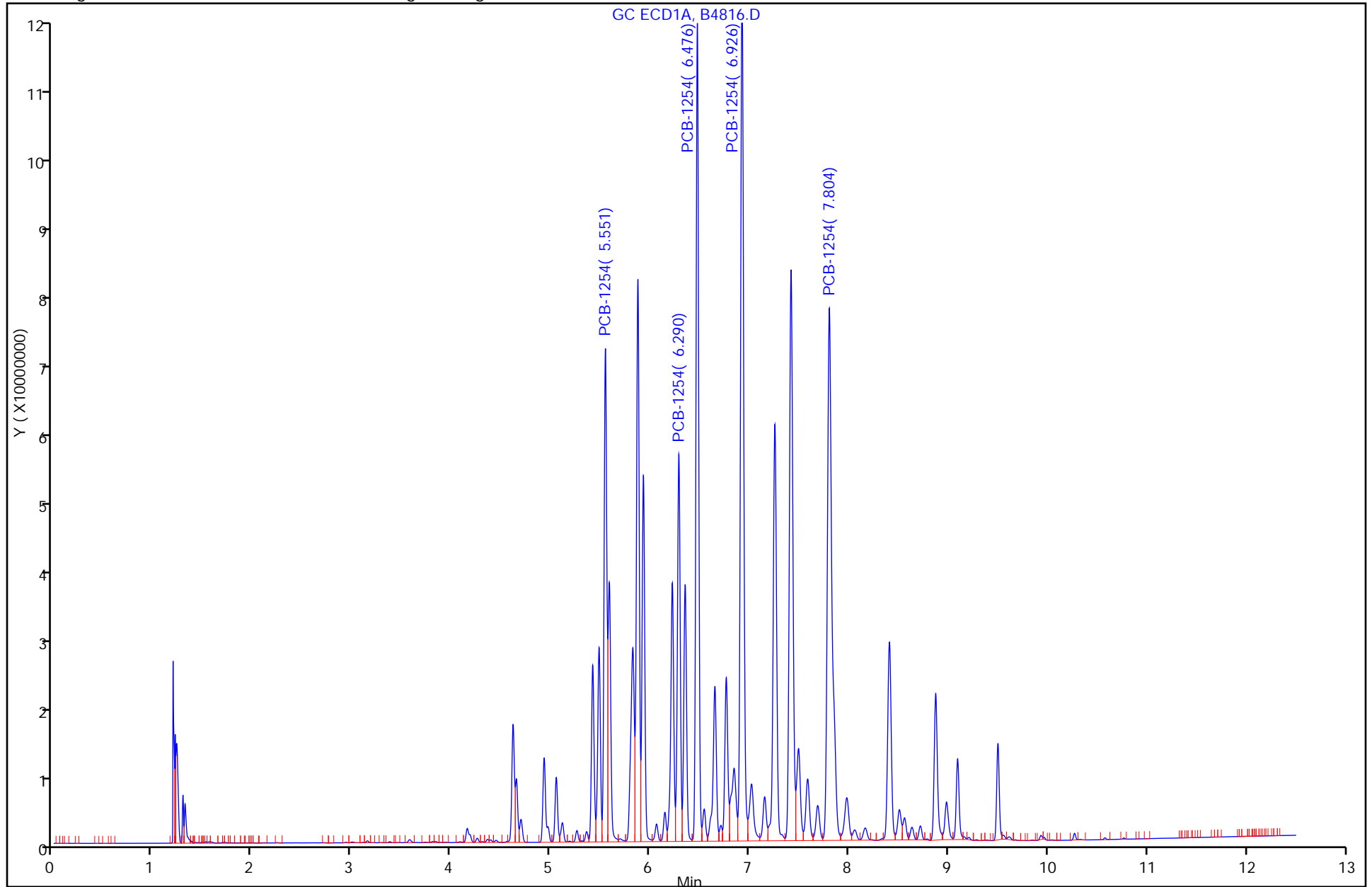
Lims Batch ID: 87982

Lims Sample ID: 14

Operator ID:

Injection Vol: 1.00 ul

Y Scaling: Method Defined: Scale to the Nth Largest Target: 2



FORM VI
PCBS INITIAL CALIBRATION DATA
EXTERNAL STANDARD RETENTION TIME SUMMARY

Lab Name: TestAmerica Valparaiso Job No.: 510-73338-1 Analy Batch No.: 91178

SDG No.: _____

Instrument ID: SGCA GC Column: 8082/608 ID: 0.53 (mm) Heated Purge: (Y/N) N

Calibration Start Date: 12/16/2011 10:18 Calibration End Date: 12/16/2011 12:21 Calibration ID: 4481

Calibration Files:

LEVEL:	LAB SAMPLE ID:	LAB FILE ID:
Level 1	STD20 510-91178/1	B5991.D
Level 2	STD50 510-91178/2	B5992.D
Level 3	STD100 510-91178/3	B5993.D
Level 4	STD250 510-91178/4	B5994.D
Level 5	STD500 510-91178/5	B5995.D
Level 6	STD1000 510-91178/6	B5996.D
Level 7	STD1500 510-91178/7	B5997.D
Level 8	STD2000 510-91178/8	B5998.D
Level 9	STD3000 510-91178/9	B5999.D

ANALYTE	LVL 1	LVL 2	LVL 3	LVL 4	LVL 5	LVL 6	LVL 7	LVL 8	LVL 9		RT WINDOW	AVG RT
PCB-1016 Peak 1	3.153	3.153	3.154	3.154	3.151	3.154	3.154	3.154	3.152		3.054 - 3.254	3.153
PCB-1016 Peak 2	3.583	3.579	3.579	3.581	3.578	3.580	3.581	3.581	3.579		3.480 - 3.680	3.580
PCB-1016 Peak 3	4.366	4.364	4.364	4.364	4.362	4.364	4.364	4.364	4.363		4.264 - 4.464	4.364
PCB-1016 Peak 4	4.937	4.934	4.934	4.935	4.932	4.935	4.935	4.935	4.934		4.835 - 5.035	4.935
PCB-1016 Peak 5	5.489	5.488	5.487	5.488	5.486	5.488	5.486	5.487	5.486		5.388 - 5.588	5.487
PCB-1260 Peak 1	6.771	6.769	6.768	6.768	6.766	6.769	6.768	6.768	6.767		6.669 - 6.869	6.768
PCB-1260 Peak 2	7.259	7.258	7.256	7.256	7.254	7.256	7.256	7.257	7.256		7.156 - 7.356	7.256
PCB-1260 Peak 3	7.496	7.496	7.493	7.493	7.492	7.494	7.493	7.495	7.494		7.394 - 7.594	7.494
PCB-1260 Peak 4	7.807	7.805	7.803	7.803	7.801	7.803	7.801	7.803	7.802		7.703 - 7.903	7.803
PCB-1260 Peak 5	8.564	8.562	8.561	8.560	8.560	8.561	8.560	8.561	8.561		8.461 - 8.661	8.561
Dibutylchloroendate			9.569	9.570	9.570	9.569	9.568				9.469 - 9.669	9.569
DCB Decachlorobiphenyl			10.770	10.770	10.771	10.770	10.771				10.670 - 10.870	10.770

FORM VI
PCBS INITIAL CALIBRATION DATA
EXTERNAL STANDARD CURVE EVALUATION

Lab Name: TestAmerica Valparaiso Job No.: 510-73338-1 Analy Batch No.: 91178

SDG No.: _____

Instrument ID: SGCA GC Column: 8082/608 ID: 0.53 (mm) Heated Purge: (Y/N) N

Calibration Start Date: 12/16/2011 10:18 Calibration End Date: 12/16/2011 12:21 Calibration ID: 4481

Calibration Files:

LEVEL:	LAB SAMPLE ID:	LAB FILE ID:
Level 1	STD20 510-91178/1	B5991.D
Level 2	STD50 510-91178/2	B5992.D
Level 3	STD100 510-91178/3	B5993.D
Level 4	STD250 510-91178/4	B5994.D
Level 5	STD500 510-91178/5	B5995.D
Level 6	STD1000 510-91178/6	B5996.D
Level 7	STD1500 510-91178/7	B5997.D
Level 8	STD2000 510-91178/8	B5998.D
Level 9	STD3000 510-91178/9	B5999.D

ANALYTE	CF				CURVE TYPE	COEFFICIENT			#	MIN CF	%RSD	#	MAX %RSD	R^2 OR COD	#	MIN R^2 OR COD
	LVL 1	LVL 2	LVL 3	LVL 4		B	M1	M2								
	LVL 5 LVL 9	LVL 6	LVL 7	LVL 8												
PCB-1016 Peak 1	75725 46871 39986	51969 46995	49648 44942	48485 41618	Qua2	278467.604	47652.4767	-2.5208397					1.0000		0.9950	
PCB-1016 Peak 2	172791 92432 85532	126977 100716	103298 96643	101675 88918	Qua2	728491.063	101554.881	-5.4587814					0.9960		0.9950	
PCB-1016 Peak 3	146443 74098 70354	88997 81233	82397 78078	81458 72975	Qua2	686227.446	77337.4461	-1.7889787					0.9980		0.9950	
PCB-1016 Peak 4	103611 56918 54250	67379 63353	62451 61209	63241 56083	Qua2	430694.928	60159.6507	-1.4973356					0.9980		0.9950	
PCB-1016 Peak 5	72810 36504 34195	45012 39780	40544 38567	40575 35526	Qua2	342045.996	38472.7674	-1.2028796					0.9980		0.9950	
PCB-1260 Peak 1	193198 101897 96797	124611 112131	112592 108424	111898 99350	Qua2	854110.482	107552.786	-3.0167310					0.9980		0.9950	
PCB-1260 Peak 2	286724 154748 147671	174558 167885	168505 163326	167064 151033	Qua2	1265049.37	158395.939	-2.2900084					0.9980		0.9950	
PCB-1260 Peak 3	107475 59598 60153	67539 66675	63989 65644	65153 61563	Qua2	454735.279	61309.4272	0.35949967					0.9980		0.9950	

Note: The m1 coefficient is the same as Ave CF for an Ave curve type.

FORM VI
PCBS INITIAL CALIBRATION DATA
EXTERNAL STANDARD CURVE EVALUATION

Lab Name: TestAmerica Valparaiso Job No.: 510-73338-1 Analy Batch No.: 91178

SDG No.: _____

Instrument ID: SGCA GC Column: 8082/608 ID: 0.53 (mm) Heated Purge: (Y/N) N

Calibration Start Date: 12/16/2011 10:18 Calibration End Date: 12/16/2011 12:21 Calibration ID: 4481

ANALYTE	CF				CURVE TYPE	COEFFICIENT			#	MIN CF	%RSD	#	MAX %RSD	R^2 OR COD	#	MIN R^2 OR COD
	LVL 1 LVL 5 LVL 9	LVL 2 LVL 6	LVL 3 LVL 7	LVL 4 LVL 8		B	M1	M2								
PCB-1260 Peak 4	303590 164211 154279	181752 173897	170109 170030	172254 158008	Qua2	1383784.68	163047.570	-1.3023208					0.9980		0.9950	
PCB-1260 Peak 5	191413 94491 91790	116257 104587	102714 101597	104837 94149	Qua2	924796.445	98443.9598	-1.4561232					0.9980		0.9950	
Dibutylchloroendate	1823325	2216930	2029927 2222017	2026414	Qua2	4659533.63	1509819.43	5627.65790					0.9960		0.9950	
DCB Decachlorobiphenyl	1499783	1629326	1828204 1542645	1570927	Qua2	3701961.72	1450696.80	733.408147					0.9990		0.9950	

Note: The m1 coefficient is the same as Ave CF for an Ave curve type.

FORM VI
PCBS INITIAL CALIBRATION DATA
EXTERNAL STANDARD RESPONSE AND CONCENTRATION

Lab Name: TestAmerica Valparaiso Job No.: 510-73338-1 Analy Batch No.: 91178

SDG No.: _____

Instrument ID: SGCA GC Column: 8082/608 ID: 0.53 (mm) Heated Purge: (Y/N) N

Calibration Start Date: 12/16/2011 10:18 Calibration End Date: 12/16/2011 12:21 Calibration ID: 4481

Calibration Files:

LEVEL:	LAB SAMPLE ID:	LAB FILE ID:
Level 1	STD20 510-91178/1	B5991.D
Level 2	STD50 510-91178/2	B5992.D
Level 3	STD100 510-91178/3	B5993.D
Level 4	STD250 510-91178/4	B5994.D
Level 5	STD500 510-91178/5	B5995.D
Level 6	STD1000 510-91178/6	B5996.D
Level 7	STD1500 510-91178/7	B5997.D
Level 8	STD2000 510-91178/8	B5998.D
Level 9	STD3000 510-91178/9	B5999.D

ANALYTE	CURVE TYPE	RESPONSE					CONCENTRATION (UG/L)				
		LVL 1	LVL 2	LVL 3	LVL 4	LVL 5	LVL 1	LVL 2	LVL 3	LVL 4	LVL 5
		LVL 6	LVL 7	LVL 8	LVL 9		LVL 6	LVL 7	LVL 8	LVL 9	
PCB-1016 Peak 1	Qua2	757252 46995190	2598462 67413439	4964834 83235612	12121136 119959024	23435419	10.0 1000	50.0 1500	100 2000	250 3000	500
PCB-1016 Peak 2	Qua2	1727906 100715959	6348868 144964229	10329776 177836961	25418760 256594651	46216009	10.0 1000	50.0 1500	100 2000	250 3000	500
PCB-1016 Peak 3	Qua2	1464432 81232920	4449856 117117714	8239738 145950988	20364476 211062586	37048758	10.0 1000	50.0 1500	100 2000	250 3000	500
PCB-1016 Peak 4	Qua2	1036114 63352582	3368965 91813718	6245135 112165382	15810311 162749188	28459035	10.0 1000	50.0 1500	100 2000	250 3000	500
PCB-1016 Peak 5	Qua2	728096 39779734	2250589 57851209	4054374 71051516	10143814 102585416	18251790	10.0 1000	50.0 1500	100 2000	250 3000	500
PCB-1260 Peak 1	Qua2	1931981 112130822	6230555 162636713	11259224 198699198	27974472 290391744	50948598	10.0 1000	50.0 1500	100 2000	250 3000	500
PCB-1260 Peak 2	Qua2	2867236 167884581	8727892 244989222	16850509 302065601	41766118 443012846	77374170	10.0 1000	50.0 1500	100 2000	250 3000	500
PCB-1260 Peak 3	Qua2	1074747 66675128	3376969 98466312	6398931 123126523	16288168 180457990	29798875	10.0 1000	50.0 1500	100 2000	250 3000	500
PCB-1260 Peak 4	Qua2	3035904 173896549	9087577 255044655	17010910 316016100	43063544 462837226	82105566	10.0 1000	50.0 1500	100 2000	250 3000	500
PCB-1260 Peak 5	Qua2	1914131 104586800	5812862 152395682	10271389 188297133	26209220 275368907	47245358	10.0 1000	50.0 1500	100 2000	250 3000	500
Dibutylchloroendate	Qua2	221692956	266642003	20299266	121584854	145865975	100	120	10.0	60.0	80.0
DCB Decachlorobiphenyl	Qua2	162932569	185117349	18282044	94255598	119982647	100	120	10.0	60.0	80.0

Curve Type Legend:

Qua2 = Quadratic 1/conc^2

TestAmerica Laboratories
Target Compound Quantitation Report

Data File: \\valsvr08\ChromData\SGCA\20111216-6084.b\B5991.D
 Lims ID: std20 Client ID:
 Inject. Date: 16-Dec-2011 10:18:29 Dil. Factor: 1.0000
 Sample Type: IC Calib Level: 1
 Sample ID: std20
 Misc. Info.:
 Operator: Instrument ID: SGCA
 Vol. Injected: 1.0000 ALS Bottle#: 1
 Lims Batch ID: 91178 Lims Sample ID: 1
 Sublist: chrom-PCBS*sub1
 Detector 1 : GC ECD1A
 Detector 2 : GC ECD2B
 Method: \\valsvr08\ChromData\SGCA\20111216-6084.b\PCBS.m
 Last Update: 16-Dec-2011 12:34:44 Calib Date: 16-Dec-2011 12:06:16
 Quant Method: External Standard Quant By: Initial Calibration
 Last ICal File: \\valsvr08\ChromData\SGCA\20111216-6084.b\B5998.D
 Limit Group: SGC - 1 - 8082 CAL
 Integrator: Falcon
 Process Host: VAL-SMS-LAB3

First Level Reviewer: iversc Date: 16-Dec-2011 12:34:44

Det	Sig	RT	EXP RT	DLT RT	Response	On-Col Amt ug/L	Ratio Range	Ratio	Flags
4 PCB-1016									M
1	1	3.153	3.154	-0.001	757252	10.0		100.0	
1	2	3.583	3.580	0.003	1727906	9.85	184.3- 244.3	228.2	
1	3	4.366	4.364	0.002	1464432	10.0	142.9- 202.9	193.4	
1	4	4.937	4.935	0.002	1036114	10.0	104.8- 164.8	136.8	
1	5	5.489	5.488	0.001	728096	10.0	54.6- 114.6	96.1	
Average of Peak Amounts =						10.0			
2	6	3.697	3.696	0.001	475896	9.98		100.0	
2	7	4.271	4.269	0.002	980009	9.99	190.3- 250.3	205.9	
2	8	5.158	5.158	0.000	923548	9.86	137.1- 197.1	194.1	M
2	9	5.592	5.587	0.005	319173	9.93	46.2- 106.2	67.1	
2	10	5.880	5.879	0.001	588736	10.0	105.7- 165.7	123.7	
Average of Peak Amounts =						9.95			
						RPD = 0.50			
11 PCB-1260									M
1	1	6.771	6.769	0.002	1931981	10.0		100.0	
1	2	7.259	7.256	0.003	2867236	10.1	119.7- 179.7	148.4	
1	3	7.496	7.494	0.002	1074747	10.1	29.5- 89.5	55.6	
1	4	7.807	7.803	0.004	3035904	10.1	125.1- 185.1	157.1	
1	5	8.564	8.561	0.003	1914131	10.0	63.3- 123.3	99.1	
Average of Peak Amounts =						10.1			
2	6	7.845	7.839	0.006	617559	10.0		100.0	M
2	7	8.212	8.209	0.003	1219331	10.0	169.1- 229.1	197.4	
2	8	8.642	8.637	0.005	1540590	10.1	216.2- 276.2	249.5	
2	9	9.359	9.356	0.003	1045480	10.0	152.9- 212.9	169.3	
2	10	9.749	9.747	0.002	1195772	10.0	164.1- 224.1	193.6	
Average of Peak Amounts =						10.0			
						RPD = 0.33			

QC Flag Legend

Review Flags

M - Manually Integrated

Report Date: 16-Dec-2011 12:34:44

Chrom Revision: 1.2 13-Jul-2011 10:43:06

Data File: \\valsvr08\ChromData\SGCA\20111216-6084.b\B5991.D

Injection Date: 16-Dec-2011 10:18:29

Limit Group: SGC - 1 - 8082 CAL

Client ID:

Instrument ID: SGCA

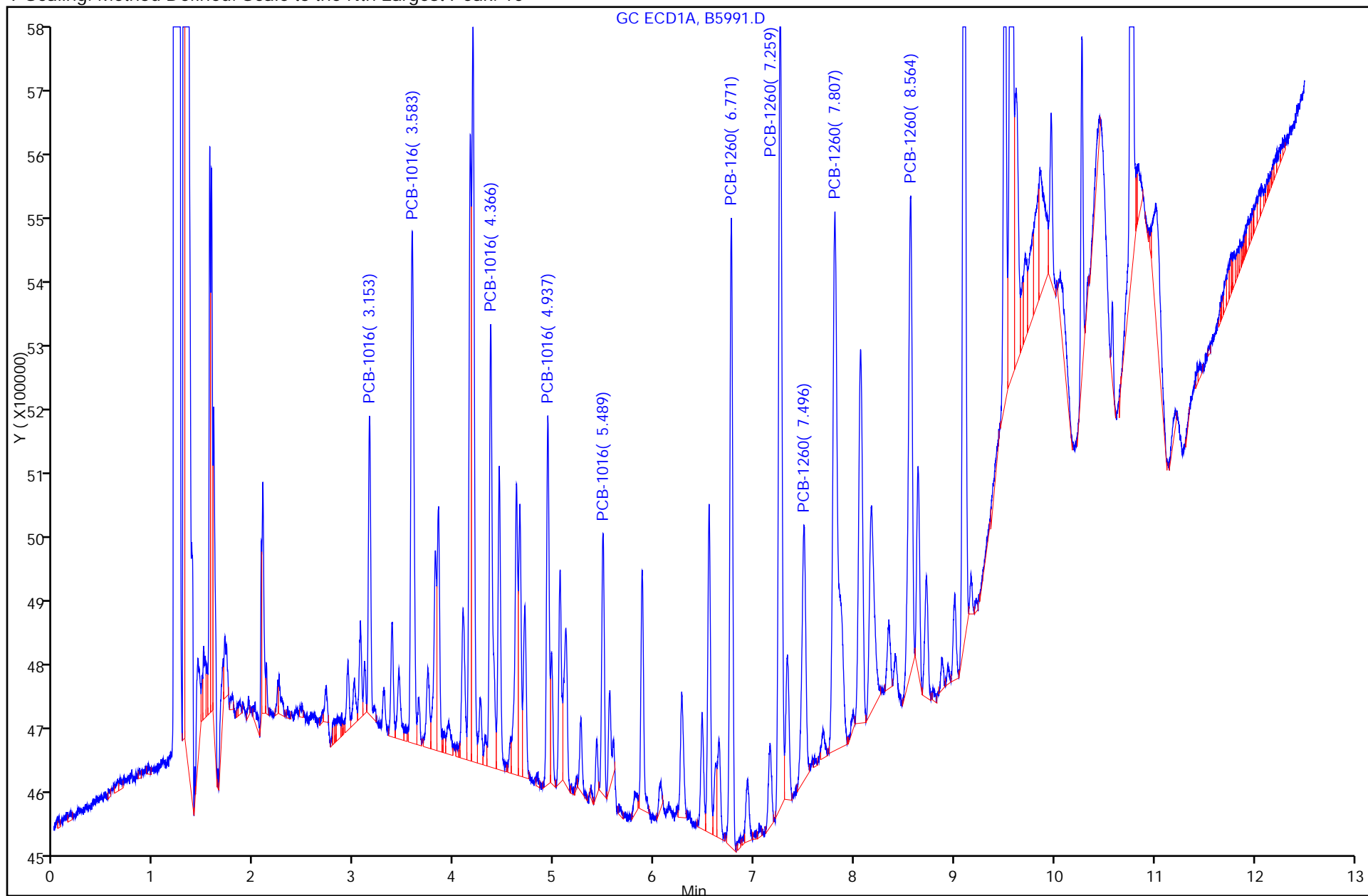
Lims Batch ID: 91178

Lims Sample ID: 1

Operator ID:

Injection Vol: 1.00 ul

Y Scaling: Method Defined: Scale to the Nth Largest Peak: 10



TestAmerica Laboratories
Target Compound Quantitation Report

Data File: \\valsvr08\ChromData\SGCA\20111216-6084.b\B5992.D
 Lims ID: std50 Client ID:
 Inject. Date: 16-Dec-2011 10:33:57 Dil. Factor: 1.0000
 Sample Type: IC Calib Level: 2
 Sample ID: std50
 Misc. Info.:
 Operator: Instrument ID: SGCA
 Vol. Injected: 1.0000 ALS Bottle#: 2
 Lims Batch ID: 91178 Lims Sample ID: 2
 Sublist: chrom-PCBS*sub1
 Detector 1 : GC ECD1A
 Detector 2 : GC ECD2B
 Method: \\valsvr08\ChromData\SGCA\20111216-6084.b\PCBS.m
 Last Update: 16-Dec-2011 11:00:15 Calib Date: 16-Dec-2011 10:33:57
 Quant Method: External Standard Quant By: Initial Calibration
 Last ICal File: \\valsvr08\ChromData\SGCA\20111216-6084.b\B5992.D
 Limit Group: SGC - 1 - 8082 CAL
 Integrator: Falcon
 Process Host: VAL-SMS-LAB3

First Level Reviewer: iversc Date: 16-Dec-2011 11:00:15

Det	Sig	RT	EXP RT	DLT RT	Response	On-Col Amt ug/L	Ratio Range	Ratio	Flags
-----	-----	----	--------	--------	----------	-----------------	-------------	-------	-------

4 PCB-1016

1	1	3.153	3.156	-0.003	2598462	50.0		100.0	
1	2	3.579	3.583	-0.004	6348868	50.0	186.9- 246.9	244.3	
1	3	4.364	4.367	-0.003	4449856	50.0	143.8- 203.8	171.2	
1	4	4.934	4.938	-0.004	3368965	50.0	106.7- 166.7	129.7	
1	5	5.488	5.490	-0.002	2250589	50.0	55.8- 115.8	86.6	
Average of Peak Amounts =						50.0			
2	6	3.696	3.698	-0.002	1486183	50.0		100.0	
2	7	4.270	4.272	-0.002	3174613	50.0	189.6- 249.6	213.6	
2	8	5.155	5.157	-0.002	2818194	50.0	138.6- 198.6	189.6	
2	9	5.587	5.588	-0.001	1151120	50.0	49.7- 109.7	77.5	
2	10	5.880	5.881	-0.001	1935506	50.0	108.1- 168.1	130.2	
Average of Peak Amounts =						50.0			

RPD = 0.00

11 PCB-1260

1	1	6.769	6.772	-0.003	6230555	50.0		100.0	
1	2	7.258	7.262	-0.004	8727892	50.0	119.7- 179.7	140.1	
1	3	7.496	7.497	-0.001	3376969	50.0	29.6- 89.6	54.2	
1	4	7.805	7.807	-0.002	9087577	50.0	126.4- 186.4	145.9	
1	5	8.562	8.566	-0.004	5812862	50.0	64.1- 124.1	93.3	
Average of Peak Amounts =						50.0			
2	6	7.840	7.845	-0.005	1824572	50.0		100.0	
2	7	8.211	8.210	0.001	3737291	50.0	163.4- 223.4	204.8	
2	8	8.639	8.639	0.000	4578188	50.0	201.9- 261.9	250.9	
2	9	9.357	9.357	0.000	3244062	50.0	146.4- 206.4	177.8	
2	10	9.749	9.747	0.002	3632223	50.0	153.8- 213.8	199.1	
Average of Peak Amounts =						50.0			

RPD = 0.00

Report Date: 16-Dec-2011 11:00:15

Chrom Revision: 1.2 13-Jul-2011 10:43:06

Data File: \\valsvr08\ChromData\SGCA\20111216-6084.b\B5992.D

Injection Date: 16-Dec-2011 10:33:57

Limit Group: SGC - 1 - 8082 CAL

Client ID:

Instrument ID: SGCA

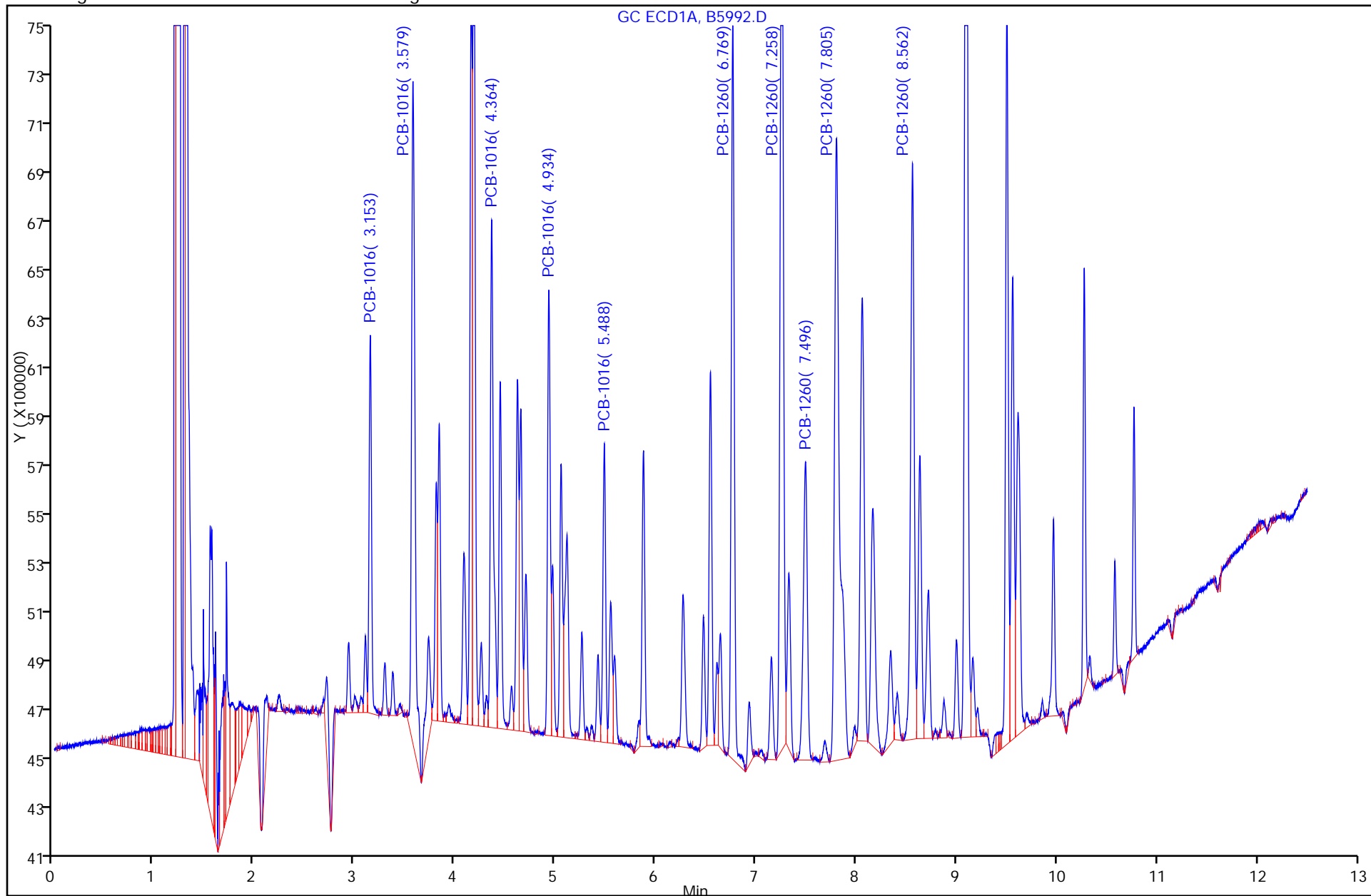
Lims Batch ID: 91178

Lims Sample ID: 2

Operator ID:

Injection Vol: 1.00 ul

Y Scaling: Method Defined: Scale to the Nth Largest Peak: 10



TestAmerica Laboratories
Target Compound Quantitation Report

Data File: \\valsvr08\ChromData\SGCA\20111216-6084.b\B5993.D
 Lims ID: std100 Client ID:
 Inject. Date: 16-Dec-2011 10:49:22 Dil. Factor: 1.0000
 Sample Type: IC Calib Level: 3
 Sample ID: std100
 Misc. Info.:
 Operator: Instrument ID: SGCA
 Vol. Injected: 1.0000 ALS Bottle#: 3
 Lims Batch ID: 91178 Lims Sample ID: 3
 Sublist: chrom-PCBS*sub1
 Detector 1 : GC ECD1A
 Detector 2 : GC ECD2B
 Method: \\valsvr08\ChromData\SGCA\20111216-6084.b\PCBS.m
 Last Update: 16-Dec-2011 11:54:09 Calib Date: 16-Dec-2011 11:35:26
 Quant Method: External Standard Quant By: Initial Calibration
 Last ICal File: \\valsvr08\ChromData\SGCA\20111216-6084.b\B5996.D
 Limit Group: SGC - 1 - 8082 CAL
 Integrator: Falcon
 Process Host: VAL-SMS-LAB3

First Level Reviewer: iversc Date: 16-Dec-2011 11:54:09

Det	Sig	RT	EXP RT	DLT RT	Response	On-Col Amt ug/L	Ratio Range	Ratio	Flags
-----	-----	----	--------	--------	----------	-----------------	-------------	-------	-------

4 PCB-1016

1	1	3.154	3.154	0.000	4964834	100.2		100.0	
1	2	3.579	3.579	0.000	10329776	96.7	184.3- 244.3	208.1	
1	3	4.364	4.364	0.000	8239738	100.2	142.9- 202.9	166.0	
1	4	4.934	4.934	0.000	6245135	99.5	104.8- 164.8	125.8	
1	5	5.487	5.487	0.000	4054374	98.7	54.6- 114.6	81.7	
Average of Peak Amounts =						99.1			
2	6	3.696	3.696	0.000	2708022	100.2		100.0	
2	7	4.269	4.269	0.000	5936013	101.4	190.3- 250.3	219.2	
2	8	5.154	5.154	0.000	4553881	99.4	137.1- 197.1	168.2	
2	9	5.587	5.587	0.000	2050648	98.4	46.2- 106.2	75.7	
2	10	5.879	5.879	0.000	3716591	102.3	105.7- 165.7	137.2	
Average of Peak Amounts =						100.3			

RPD = 1.28

11 PCB-1260

1	1	6.768	6.768	0.000	11259224	99.1		100.0	
1	2	7.256	7.256	0.000	16850509	103.1	119.7- 179.7	149.7	
1	3	7.493	7.493	0.000	6398931	100.1	29.5- 89.5	56.8	
1	4	7.803	7.803	0.000	17010910	104.8	125.1- 185.1	151.1	
1	5	8.561	8.561	0.000	10271389	97.6	63.3- 123.3	91.2	
Average of Peak Amounts =						100.9			
2	6	7.839	7.839	0.000	3565367	104.3		100.0	
2	7	8.209	8.209	0.000	7156704	103.8	169.1- 229.1	200.7	
2	8	8.638	8.638	0.000	8635245	101.3	216.2- 276.2	242.2	
2	9	9.357	9.357	0.000	6179321	102.7	152.9- 212.9	173.3	
2	10	9.748	9.748	0.000	6724374	100.6	164.1- 224.1	188.6	
Average of Peak Amounts =						102.5			

RPD = 1.57

Det	Sig	RT	EXP RT	DLT RT	Response	On-Col Amt ug/L	Ratio Range	Ratio	Flags
-----	-----	----	--------	--------	----------	-----------------	-------------	-------	-------

\$ 3 Dibutylchlorendate

1	1	9.569	9.569	0.000	20299266	10.0			
2	2	10.261	10.261	0.000	7654427	10.0			
							RPD =	0.34	

\$ 2 DCB Decachlorobiphenyl

1	1	10.770	10.770	0.000	18282044	10.0			
2	2	11.582	11.582	0.000	11380305	10.0			
							RPD =	0.01	

Report Date: 16-Dec-2011 11:54:09

Chrom Revision: 1.2 13-Jul-2011 10:43:06

Data File: \\valsvr08\ChromData\SGCA\20111216-6084.b\B5993.D

Injection Date: 16-Dec-2011 10:49:22

Limit Group: SGC - 1 - 8082 CAL

Client ID:

Instrument ID: SGCA

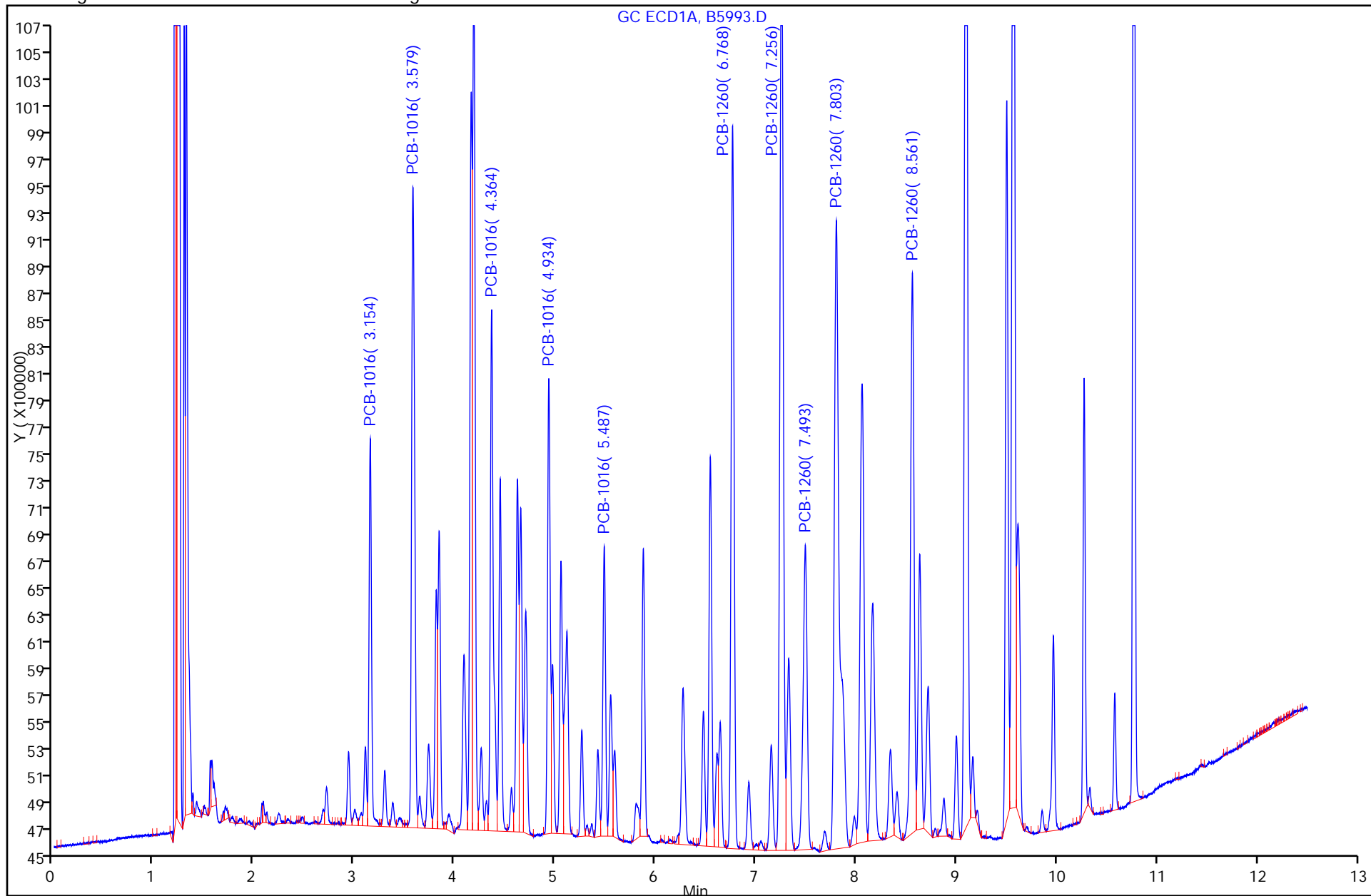
Lims Batch ID: 91178

Lims Sample ID: 3

Operator ID:

Injection Vol: 1.00 ul

Y Scaling: Method Defined: Scale to the Nth Largest Peak: 10



TestAmerica Laboratories
Target Compound Quantitation Report

Data File: \\valsvr08\ChromData\SGCA\20111216-6084.b\B5994.D
 Lims ID: std250 Client ID:
 Inject. Date: 16-Dec-2011 11:04:48 Dil. Factor: 1.0000
 Sample Type: IC Calib Level: 4
 Sample ID: std250
 Misc. Info.:
 Operator: Instrument ID: SGCA
 Vol. Injected: 1.0000 ALS Bottle#: 4
 Lims Batch ID: 91178 Lims Sample ID: 4
 Sublist: chrom-PCBS*sub1
 Detector 1 : GC ECD1A
 Detector 2 : GC ECD2B
 Method: \\valsvr08\ChromData\SGCA\20111216-6084.b\PCBS.m
 Last Update: 16-Dec-2011 11:54:27 Calib Date: 16-Dec-2011 11:35:26
 Quant Method: External Standard Quant By: Initial Calibration
 Last ICal File: \\valsvr08\ChromData\SGCA\20111216-6084.b\B5996.D
 Limit Group: SGC - 1 - 8082 CAL
 Integrator: Falcon
 Process Host: VAL-SMS-LAB3

First Level Reviewer: iversc Date: 16-Dec-2011 11:54:27

Det	Sig	RT	EXP RT	DLT RT	Response	On-Col Amt ug/L	Ratio Range	Ratio	Flags
-----	-----	----	--------	--------	----------	-----------------	-------------	-------	-------

4 PCB-1016

1	1	3.154	3.154	0.000	12121136	253.6		100.0	
1	2	3.581	3.580	0.001	25418760	249.1	184.3- 244.3	209.7	
1	3	4.364	4.364	0.000	20364476	259.3	142.9- 202.9	168.0	
1	4	4.935	4.935	0.000	15810311	261.1	104.8- 164.8	130.4	
1	5	5.488	5.488	0.000	10143814	259.8	54.6- 114.6	83.7	
Average of Peak Amounts =						256.6			
2	6	3.697	3.696	0.001	6593103	259.2		100.0	
2	7	4.269	4.269	0.000	14340864	258.2	190.3- 250.3	217.5	
2	8	5.155	5.155	0.000	11155721	256.6	137.1- 197.1	169.2	
2	9	5.587	5.587	0.000	5186309	262.8	46.2- 106.2	78.7	
2	10	5.879	5.879	0.000	9063844	262.7	105.7- 165.7	137.5	
Average of Peak Amounts =						259.9			

RPD = 1.30

11 PCB-1260

1	1	6.768	6.769	-0.001	27974472	257.0		100.0	
1	2	7.256	7.256	0.000	41766118	266.0	119.7- 179.7	149.3	
1	3	7.493	7.494	-0.001	16288168	262.6	29.5- 89.5	58.2	
1	4	7.803	7.803	0.000	43063544	278.5	125.1- 185.1	153.9	
1	5	8.560	8.561	-0.001	26209220	261.5	63.3- 123.3	93.7	
Average of Peak Amounts =						265.1			
2	6	7.840	7.839	0.001	8492835	261.9		100.0	
2	7	8.208	8.209	-0.001	16703972	255.5	169.1- 229.1	196.7	
2	8	8.638	8.637	0.001	21008337	260.4	216.2- 276.2	247.4	
2	9	9.357	9.356	0.001	14776763	256.3	152.9- 212.9	174.0	
2	10	9.748	9.747	0.001	16400382	258.9	164.1- 224.1	193.1	
Average of Peak Amounts =						258.6			

RPD = 2.50

Data File: \\valsvr08\ChromData\SGCA\20111216-6084.b\B5994.D

Det	Sig	RT	EXP RT	DLT RT	Response	On-Col Amt ug/L	Ratio Range	Ratio	Flags
-----	-----	----	-----------	-----------	----------	--------------------	-------------	-------	-------

\$ 3 Dibutylchlorendate

1	1	9.570	9.569	0.001	121584854	60.1			
2	2	10.261	10.260	0.001	44961433	61.7			
							RPD = 2.76		

\$ 2 DCB Decachlorobiphenyl

1	1	10.770	10.770	0.000	94255598	61.3			
2	2	11.582	11.581	0.001	58516163	61.4			
							RPD = 0.29		

Report Date: 16-Dec-2011 11:54:27

Chrom Revision: 1.2 13-Jul-2011 10:43:06

Data File: \\valsvr08\ChromData\SGCA\20111216-6084.b\B5994.D

Injection Date: 16-Dec-2011 11:04:48

Limit Group: SGC - 1 - 8082 CAL

Client ID:

Instrument ID: SGCA

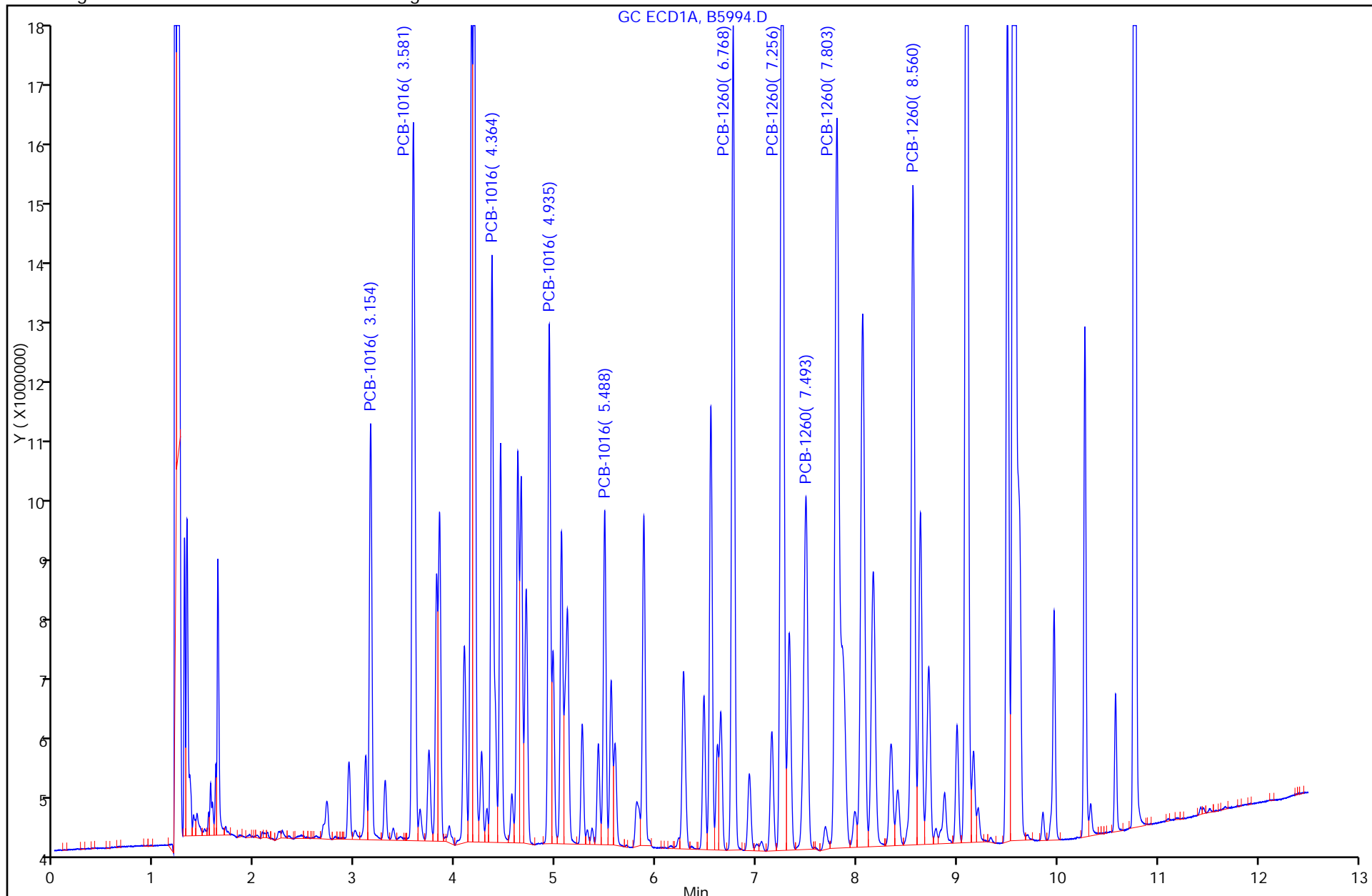
Lims Batch ID: 91178

Lims Sample ID: 4

Operator ID:

Injection Vol: 1.00 ul

Y Scaling: Method Defined: Scale to the Nth Largest Peak: 10



TestAmerica Laboratories
Target Compound Quantitation Report

Data File: \\valsvr08\ChromData\SGCA\20111216-6084.b\B5995.D
 Lims ID: std500 Client ID:
 Inject. Date: 16-Dec-2011 11:19:54 Dil. Factor: 1.0000
 Sample Type: IC Calib Level: 5
 Sample ID: std500
 Misc. Info.:
 Operator: Instrument ID: SGCA
 Vol. Injected: 1.0000 ALS Bottle#: 5
 Lims Batch ID: 91178 Lims Sample ID: 5
 Sublist: chrom-PCBS*sub1
 Detector 1 : GC ECD1A
 Detector 2 : GC ECD2B
 Method: \\valsvr08\ChromData\SGCA\20111216-6084.b\PCBS.m
 Last Update: 16-Dec-2011 11:55:35 Calib Date: 16-Dec-2011 11:35:26
 Quant Method: External Standard Quant By: Initial Calibration
 Last ICal File: \\valsvr08\ChromData\SGCA\20111216-6084.b\B5996.D
 Limit Group: SGC - 1 - 8082 CAL
 Integrator: Falcon
 Process Host: VAL-SMS-LAB3

First Level Reviewer: iversc Date: 16-Dec-2011 11:55:35

Det	Sig	RT	EXP RT	DLT RT	Response	On-Col Amt ug/L	Ratio Range	Ratio	Flags
4 PCB-1016									M
1	1	3.151	3.154	-0.003	23435419	496.0		100.0	
1	2	3.578	3.580	-0.002	46216009	459.2	184.3- 244.3	197.2	
1	3	4.362	4.364	-0.002	37048758	473.4	142.9- 202.9	158.1	
1	4	4.932	4.935	-0.003	28459035	469.7	104.8- 164.8	121.4	
1	5	5.486	5.488	-0.002	18251790	471.5	54.6- 114.6	77.9	
Average of Peak Amounts =						474.0			
2	6	3.695	3.696	-0.001	11377302	458.6		100.0	
2	7	4.267	4.269	-0.002	24832336	457.0	190.3- 250.3	218.3	
2	8	5.153	5.155	-0.002	18799788	438.7	137.1- 197.1	165.2	
2	9	5.586	5.586	0.000	8790102	454.9	46.2- 106.2	77.3	M
2	10	5.878	5.879	-0.001	15117223	448.3	105.7- 165.7	132.9	
Average of Peak Amounts =						451.5			
						RPD = 4.85			
11 PCB-1260									M
1	1	6.766	6.769	-0.003	50948598	470.6		100.0	
1	2	7.254	7.254	0.000	77374170	481.0	119.7- 179.7	151.9	M
1	3	7.492	7.494	-0.002	29798875	475.4	29.5- 89.5	58.5	
1	4	7.801	7.801	0.000	82105566	492.8	125.1- 185.1	161.2	M
1	5	8.560	8.561	-0.001	47245358	472.1	63.3- 123.3	92.7	
Average of Peak Amounts =						478.4			
2	6	7.838	7.839	-0.001	14405153	451.3		100.0	
2	7	8.206	8.209	-0.003	29252425	456.3	169.1- 229.1	203.1	
2	8	8.636	8.637	-0.001	37503306	472.0	216.2- 276.2	260.3	
2	9	9.356	9.356	0.000	26573489	463.9	152.9- 212.9	184.5	
2	10	9.746	9.747	-0.001	29369447	470.5	164.1- 224.1	203.9	
Average of Peak Amounts =						462.8			
						RPD = 3.31			

Det	Sig	RT	EXP RT	DLT RT	Response	On-Col Amt ug/L	Ratio Range	Ratio	Flags
-----	-----	----	-----------	-----------	----------	--------------------	-------------	-------	-------

\$ 3 Dibutylchlorendate

1	1	9.570	9.569	0.001	145865975	72.1			
2	2	10.261	10.260	0.001	56501217	75.8			
							RPD = 5.08		

\$ 2 DCB Decachlorobiphenyl

1	1	10.771	10.770	0.001	119982647	77.0			
2	2	11.581	11.581	0.000	73412302	76.5			
							RPD = 0.62		

QC Flag Legend

Review Flags

M - Manually Integrated

Report Date: 16-Dec-2011 11:55:35

Chrom Revision: 1.2 13-Jul-2011 10:43:06

Data File: \\valsvr08\ChromData\SGCA\20111216-6084.b\B5995.D

Injection Date: 16-Dec-2011 11:19:54

Limit Group: SGC - 1 - 8082 CAL

Client ID:

Instrument ID: SGCA

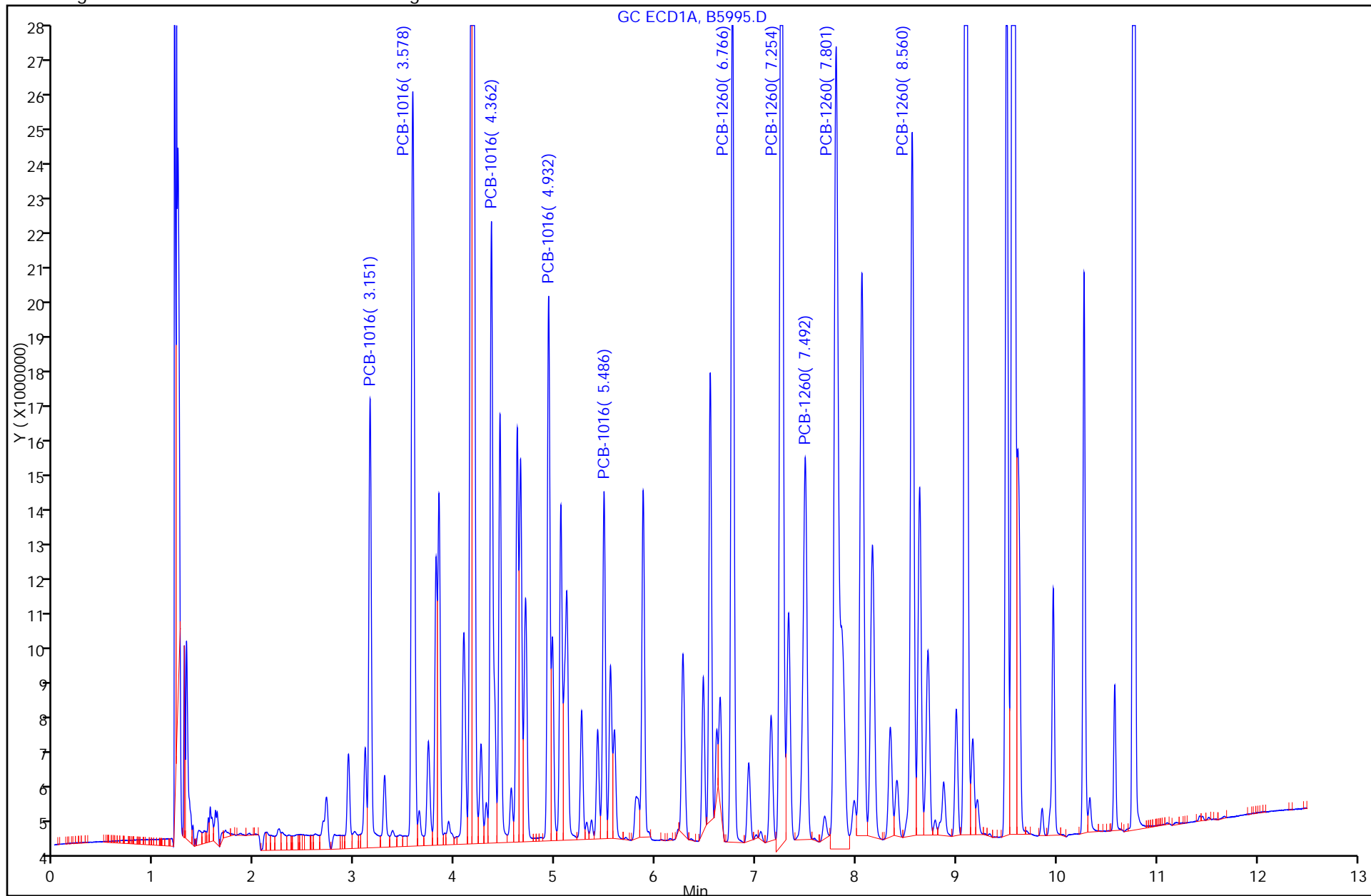
Lims Batch ID: 91178

Lims Sample ID: 5

Operator ID:

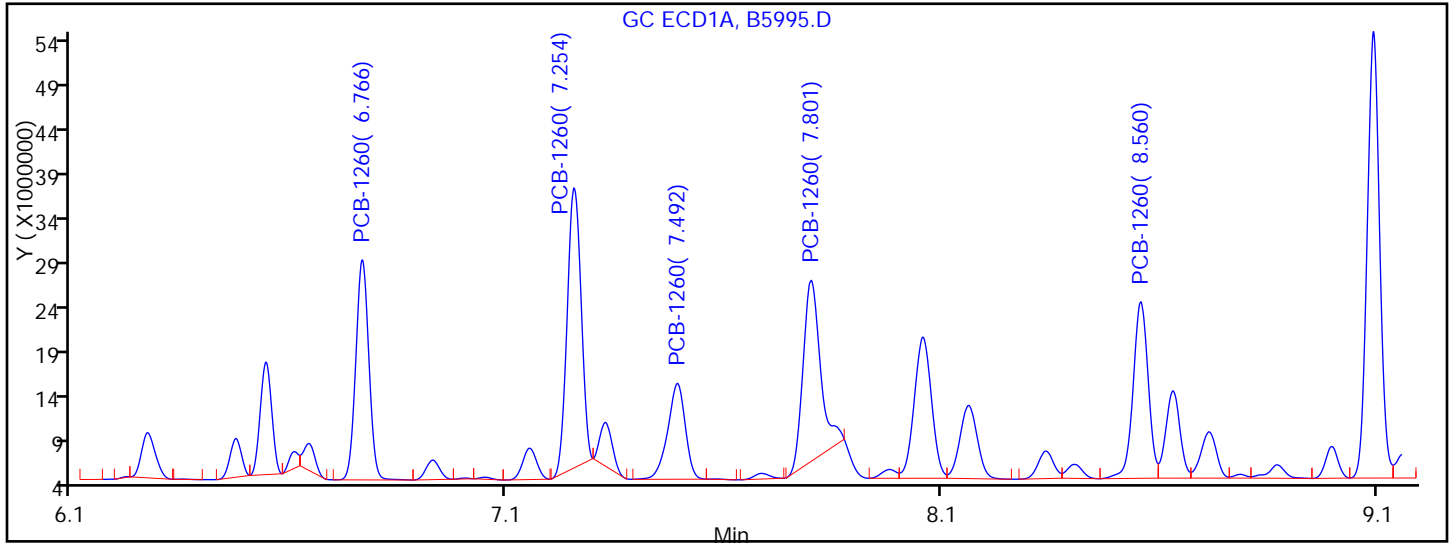
Injection Vol: 1.00 ul

Y Scaling: Method Defined: Scale to the Nth Largest Peak: 10



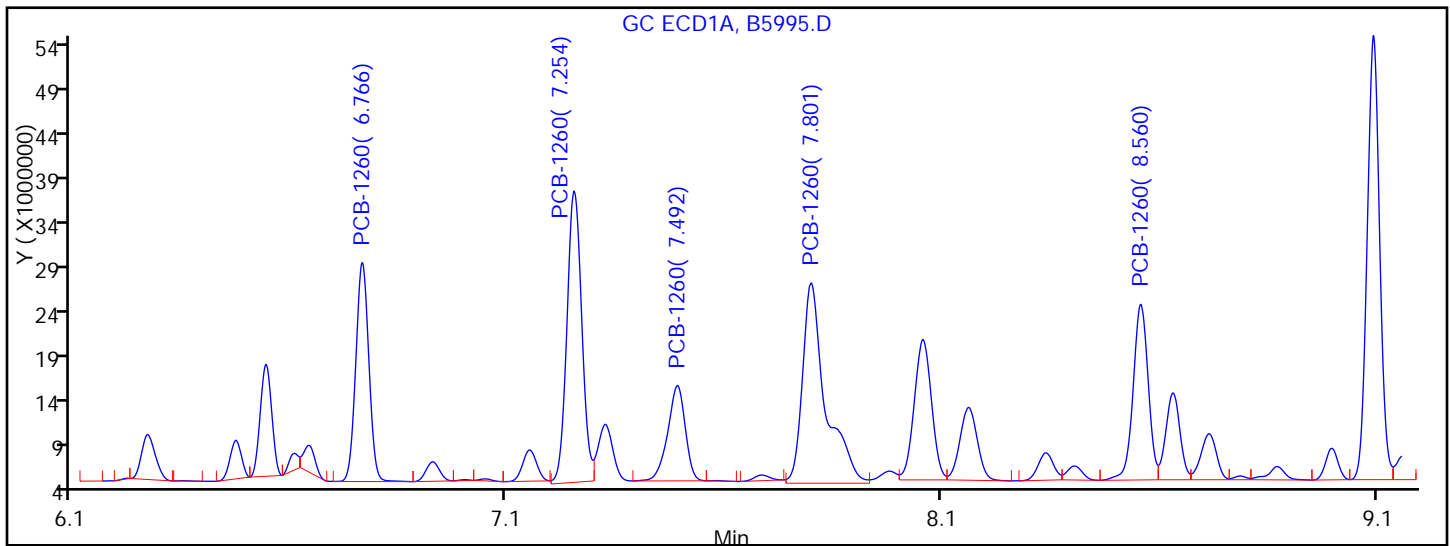
Report Date: 16-Dec-2011 11:55:35
Data File: \\valsvr08\ChromData\SGCA\20111216-6084.b\B5995.D
Injection Date: 16-Dec-2011 11:19:54
Client ID:
Lims Batch ID: 91178
Operator ID:
11 PCB-1260, Detector: 1, GC ECD1A

Chrom Revision: 1.2 13-Jul-2011 10:43:06
Limit Group: SGC - 1 - 8082 CAL
Instrument ID: SGCA
Lims Sample ID: 5
Injection Vol: 1.00 ul



Processing Integration Results

RT = 6.766	Response = 50948598	
RT = 7.254	Response = 69320764	M
RT = 7.492	Response = 29798875	
RT = 7.801	Response = 55908149	M
RT = 8.560	Response = 47245358	



Manual Integration Results

RT = 6.766	Response = 50948598	
RT = 7.254	Response = 77374170	M
RT = 7.492	Response = 29798875	
RT = 7.801	Response = 82105566	M
RT = 8.560	Response = 47245358	

Reviewer: iversc, 16-Dec-2011 11:55:35
Audit Action: Manually Integrated
Audit Reason: Baseline Smoothing

TestAmerica Laboratories
Target Compound Quantitation Report

Data File: \\valsvr08\ChromData\SGCA\20111216-6084.b\B5996.D
 Lims ID: std1000 Client ID:
 Inject. Date: 16-Dec-2011 11:35:26 Dil. Factor: 1.0000
 Sample Type: IC Calib Level: 6
 Sample ID: std1000
 Misc. Info.:
 Operator: Instrument ID: SGCA
 Vol. Injected: 1.0000 ALS Bottle#: 6
 Lims Batch ID: 91178 Lims Sample ID: 6
 Sublist: chrom-PCBS*sub1
 Detector 1 : GC ECD1A
 Detector 2 : GC ECD2B
 Method: \\valsvr08\ChromData\SGCA\20111216-6084.b\PCBS.m
 Last Update: 16-Dec-2011 11:56:19 Calib Date: 16-Dec-2011 11:35:26
 Quant Method: External Standard Quant By: Initial Calibration
 Last ICal File: \\valsvr08\ChromData\SGCA\20111216-6084.b\B5996.D
 Limit Group: SGC - 1 - 8082 CAL
 Integrator: Falcon
 Process Host: VAL-SMS-LAB3

First Level Reviewer: iversc Date: 16-Dec-2011 11:56:19

Det	Sig	RT	EXP RT	DLT RT	Response	On-Col Amt ug/L	Ratio Range	Ratio	Flags
-----	-----	----	--------	--------	----------	-----------------	-------------	-------	-------

4 PCB-1016

1	1	3.154	3.154	0.000	46995190	1000.7		100.0	
1	2	3.580	3.580	0.000	100715959	1009.8	184.3- 244.3	214.3	
1	3	4.364	4.364	0.000	81232920	1016.4	142.9- 202.9	172.9	
1	4	4.935	4.935	0.000	63352582	1018.6	104.8- 164.8	134.8	
1	5	5.488	5.488	0.000	39779734	1018.8	54.6- 114.6	84.6	
Average of Peak Amounts =						1012.9			
2	6	3.696	3.696	0.000	24623996	1032.8		100.0	
2	7	4.269	4.269	0.000	54255793	1034.4	190.3- 250.3	220.3	
2	8	5.155	5.155	0.000	41143316	970.9	137.1- 197.1	167.1	
2	9	5.587	5.587	0.000	18751627	1038.9	46.2- 106.2	76.2	
2	10	5.879	5.879	0.000	33407379	1039.5	105.7- 165.7	135.7	
Average of Peak Amounts =						1023.3			

RPD = 1.02

11 PCB-1260

1	1	6.769	6.769	0.000	112130822	1021.4		100.0	
1	2	7.256	7.256	0.000	167884581	1008.2	119.7- 179.7	149.7	
1	3	7.494	7.494	0.000	66675128	1012.0	29.5- 89.5	59.5	
1	4	7.803	7.803	0.000	173896549	999.0	125.1- 185.1	155.1	
1	5	8.561	8.561	0.000	104586800	1016.9	63.3- 123.3	93.3	
Average of Peak Amounts =						1011.5			
2	6	7.839	7.839	0.000	32556264	1034.0		100.0	
2	7	8.209	8.209	0.000	64827498	1035.5	169.1- 229.1	199.1	
2	8	8.637	8.637	0.000	80149965	1017.0	216.2- 276.2	246.2	
2	9	9.356	9.356	0.000	59556575	1026.4	152.9- 212.9	182.9	
2	10	9.747	9.747	0.000	63203237	1020.0	164.1- 224.1	194.1	
Average of Peak Amounts =						1026.6			

RPD = 1.48

Det	Sig	RT	EXP RT	DLT RT	Response	On-Col Amt ug/L	Ratio Range	Ratio	Flags
-----	-----	----	--------	--------	----------	-----------------	-------------	-------	-------

\$ 3 Dibutylchlorendate

1	1	9.569	9.569	0.000	221692956	109.5			
2	2	10.260	10.260	0.000	79862500	102.3			
							RPD = 6.79		

\$ 2 DCB Decachlorobiphenyl

1	1	10.770	10.770	0.000	162932569	101.7			
2	2	11.581	11.581	0.000	99848796	102.0			
							RPD = 0.29		

Report Date: 16-Dec-2011 11:56:20

Chrom Revision: 1.2 13-Jul-2011 10:43:06

Data File: \\valsvr08\ChromData\SGCA\20111216-6084.b\B5996.D

Injection Date: 16-Dec-2011 11:35:26

Limit Group: SGC - 1 - 8082 CAL

Client ID:

Instrument ID: SGCA

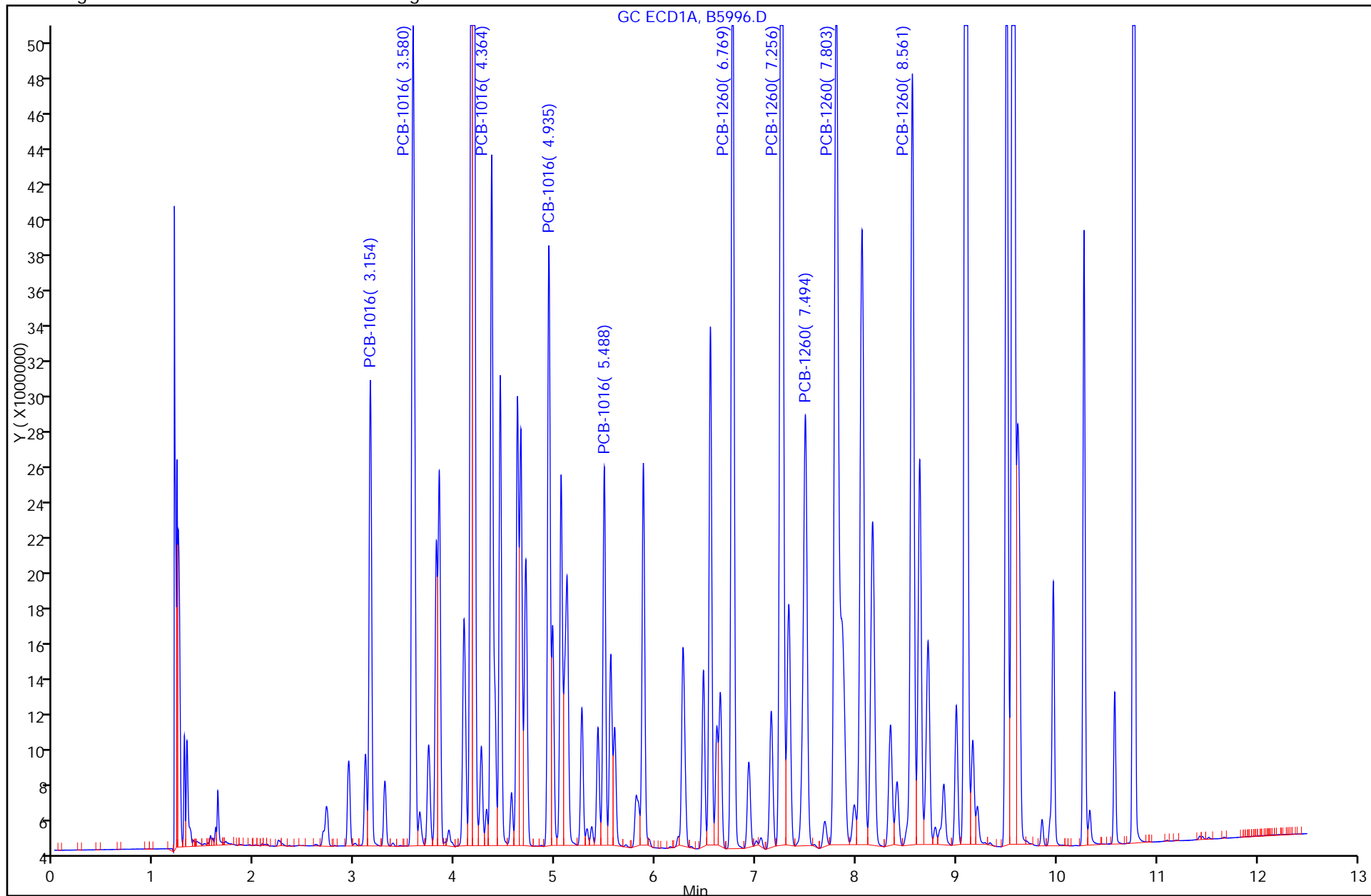
Lims Batch ID: 91178

Lims Sample ID: 6

Operator ID:

Injection Vol: 1.00 ul

Y Scaling: Method Defined: Scale to the Nth Largest Peak: 10



TestAmerica Laboratories
Target Compound Quantitation Report

Data File: \\valsvr08\ChromData\SGCA\20111216-6084.b\B5997.D
 Lims ID: std1500 Client ID:
 Inject. Date: 16-Dec-2011 11:50:50 Dil. Factor: 1.0000
 Sample Type: IC Calib Level: 7
 Sample ID: std1500
 Misc. Info.:
 Operator: Instrument ID: SGCA
 Vol. Injected: 1.0000 ALS Bottle#: 7
 Lims Batch ID: 91178 Lims Sample ID: 7
 Sublist: chrom-PCBS*sub1
 Detector 1 : GC ECD1A
 Detector 2 : GC ECD2B
 Method: \\valsvr08\ChromData\SGCA\20111216-6084.b\PCBS.m
 Last Update: 16-Dec-2011 12:32:33 Calib Date: 16-Dec-2011 12:06:16
 Quant Method: External Standard Quant By: Initial Calibration
 Last ICal File: \\valsvr08\ChromData\SGCA\20111216-6084.b\B5998.D
 Limit Group: SGC - 1 - 8082 CAL
 Integrator: Falcon
 Process Host: VAL-SMS-LAB3

First Level Reviewer: iversc Date: 16-Dec-2011 12:32:33

Det	Sig	RT	EXP RT	DLT RT	Response	On-Col Amt ug/L	Ratio Range	Ratio	Flags
-----	-----	----	--------	--------	----------	-----------------	-------------	-------	-------

4 PCB-1016

1	1	3.154	3.154	0.000	67413439	1528.4		100.0	
1	2	3.581	3.580	0.001	144964229	1550.6	184.3- 244.3	215.0	
1	3	4.364	4.364	0.000	117117714	1536.4	142.9- 202.9	173.7	
1	4	4.935	4.935	0.000	91813718	1552.5	104.8- 164.8	136.2	
1	5	5.486	5.488	-0.002	57851209	1549.2	54.6- 114.6	85.8	
Average of Peak Amounts =						1543.4			
2	6	3.696	3.696	0.000	35488947	1548.3		100.0	
2	7	4.270	4.269	0.001	77712510	1553.7	190.3- 250.3	219.0	
2	8	5.155	5.155	0.000	60647862	1476.3	137.1- 197.1	170.9	
2	9	5.586	5.587	-0.001	28976191	1615.1	46.2- 106.2	81.6	
2	10	5.878	5.879	-0.001	49567807	1578.7	105.7- 165.7	139.7	
Average of Peak Amounts =						1554.4			

RPD = 0.71

11 PCB-1260

1	1	6.768	6.769	-0.001	162636713	1552.9		100.0	
1	2	7.256	7.256	0.000	244989222	1546.0	119.7- 179.7	150.6	
1	3	7.493	7.494	-0.001	98466312	1545.3	29.5- 89.5	60.5	
1	4	7.801	7.803	-0.002	255044655	1542.0	125.1- 185.1	156.8	
1	5	8.560	8.561	-0.001	152395682	1547.4	63.3- 123.3	93.7	
Average of Peak Amounts =						1546.7			
2	6	7.839	7.839	0.000	49507214	1604.9		100.0	
2	7	8.208	8.209	-0.001	95371907	1575.3	169.1- 229.1	192.6	
2	8	8.637	8.637	0.000	115774443	1561.5	216.2- 276.2	233.9	
2	9	9.357	9.356	0.001	88034379	1575.4	152.9- 212.9	177.8	
2	10	9.747	9.747	0.000	91028592	1556.4	164.1- 224.1	183.9	
Average of Peak Amounts =						1574.7			

RPD = 1.79

Det	Sig	RT	EXP RT	DLT RT	Response	On-Col Amt ug/L	Ratio Range	Ratio	Flags
-----	-----	----	--------	--------	----------	-----------------	-------------	-------	-------

\$ 3 Dibutylchlorendate

1	1	9.568	9.569	-0.001	266642003	119.9			
2	2	10.261	10.260	0.001	92082854	118.5			
							RPD = 1.17		

\$ 2 DCB Decachlorobiphenyl

1	1	10.771	10.770	0.001	185117349	118.0			
2	2	11.581	11.581	0.000	115405611	118.9			
							RPD = 0.75		

Report Date: 16-Dec-2011 12:32:33

Chrom Revision: 1.2 13-Jul-2011 10:43:06

Data File: \\valsvr08\ChromData\SGCA\20111216-6084.b\B5997.D

Injection Date: 16-Dec-2011 11:50:50

Limit Group: SGC - 1 - 8082 CAL

Client ID:

Instrument ID: SGCA

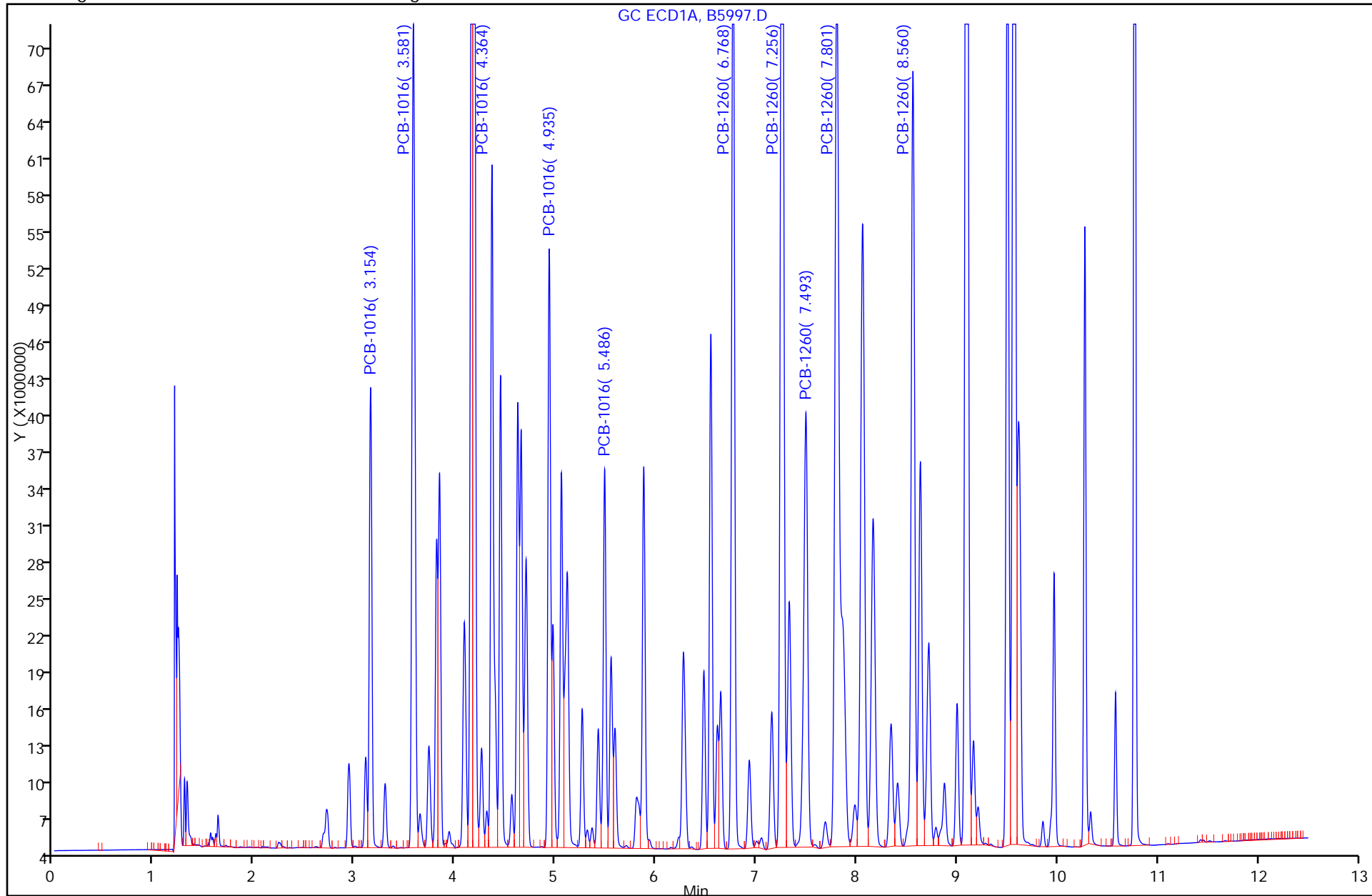
Lims Batch ID: 91178

Lims Sample ID: 7

Operator ID:

Injection Vol: 1.00 ul

Y Scaling: Method Defined: Scale to the Nth Largest Peak: 10



TestAmerica Laboratories
Target Compound Quantitation Report

Data File: \\valsvr08\ChromData\SGCA\20111216-6084.b\B5998.D
 Lims ID: std2000 Client ID:
 Inject. Date: 16-Dec-2011 12:06:16 Dil. Factor: 1.0000
 Sample Type: IC Calib Level: 8
 Sample ID: std2000
 Misc. Info.:
 Operator: Instrument ID: SGCA
 Vol. Injected: 1.0000 ALS Bottle#: 8
 Lims Batch ID: 91178 Lims Sample ID: 8
 Sublist: chrom-PCBS*sub1
 Detector 1 : GC ECD1A
 Detector 2 : GC ECD2B
 Method: \\valsvr08\ChromData\SGCA\20111216-6084.b\PCBS.m
 Last Update: 16-Dec-2011 12:32:59 Calib Date: 16-Dec-2011 12:06:16
 Quant Method: External Standard Quant By: Initial Calibration
 Last ICal File: \\valsvr08\ChromData\SGCA\20111216-6084.b\B5998.D
 Limit Group: SGC - 1 - 8082 CAL
 Integrator: Falcon
 Process Host: VAL-SMS-LAB3

First Level Reviewer: iversc Date: 16-Dec-2011 12:32:59

Det	Sig	RT	EXP RT	DLT RT	Response	On-Col Amt ug/L	Ratio Range	Ratio	Flags
-----	-----	----	--------	--------	----------	-----------------	-------------	-------	-------

4 PCB-1016

1	1	3.154	3.154	0.000	83235612	1930.7		100.0	
1	2	3.581	3.580	0.001	177836961	1950.4	184.3- 244.3	213.7	
1	3	4.364	4.364	0.000	145950988	1921.6	142.9- 202.9	175.3	
1	4	4.935	4.935	0.000	112165382	1902.6	104.8- 164.8	134.8	
1	5	5.487	5.488	-0.001	71051516	1917.0	54.6- 114.6	85.4	
Average of Peak Amounts =						1924.5			
2	6	3.696	3.696	0.000	43417323	1945.1		100.0	
2	7	4.269	4.269	0.000	94079788	1931.8	190.3- 250.3	216.7	
2	8	5.155	5.155	0.000	73374167	1788.1	137.1- 197.1	169.0	
2	9	5.587	5.587	0.000	33771384	1922.2	46.2- 106.2	77.8	
2	10	5.879	5.879	0.000	59365194	1932.2	105.7- 165.7	136.7	
Average of Peak Amounts =						1903.9			

RPD = 1.08

11 PCB-1260

1	1	6.768	6.769	-0.001	198699198	1909.6		100.0	
1	2	7.257	7.256	0.001	302065601	1904.8	119.7- 179.7	152.0	
1	3	7.495	7.494	0.001	123126523	1911.5	29.5- 89.5	62.0	
1	4	7.803	7.803	0.000	316016100	1902.3	125.1- 185.1	159.0	
1	5	8.561	8.561	0.000	188297133	1911.4	63.3- 123.3	94.8	
Average of Peak Amounts =						1907.9			
2	6	7.841	7.839	0.002	57967986	1891.4		100.0	
2	7	8.209	8.209	0.000	114232553	1915.3	169.1- 229.1	197.1	
2	8	8.638	8.637	0.001	138426126	1900.4	216.2- 276.2	238.8	
2	9	9.358	9.356	0.002	105555827	1896.0	152.9- 212.9	182.1	
2	10	9.747	9.747	0.000	109674704	1907.6	164.1- 224.1	189.2	
Average of Peak Amounts =						1902.1			

RPD = 0.30

Det	Sig	RT	EXP RT	DLT RT	Response	On-Col Amt ug/L	Ratio Range	Ratio	Flags
-----	-----	----	-----------	-----------	----------	--------------------	-------------	-------	-------

\$ 3 Dibutylchlorendate

1	1	9.569
2	2	10.260

\$ 2 DCB Decachlorobiphenyl

1	1	10.770
2	2	11.581

Report Date: 16-Dec-2011 12:32:59

Chrom Revision: 1.2 13-Jul-2011 10:43:06

Data File: \\valsvr08\ChromData\SGCA\20111216-6084.b\B5998.D

Injection Date: 16-Dec-2011 12:06:16

Limit Group: SGC - 1 - 8082 CAL

Client ID:

Instrument ID: SGCA

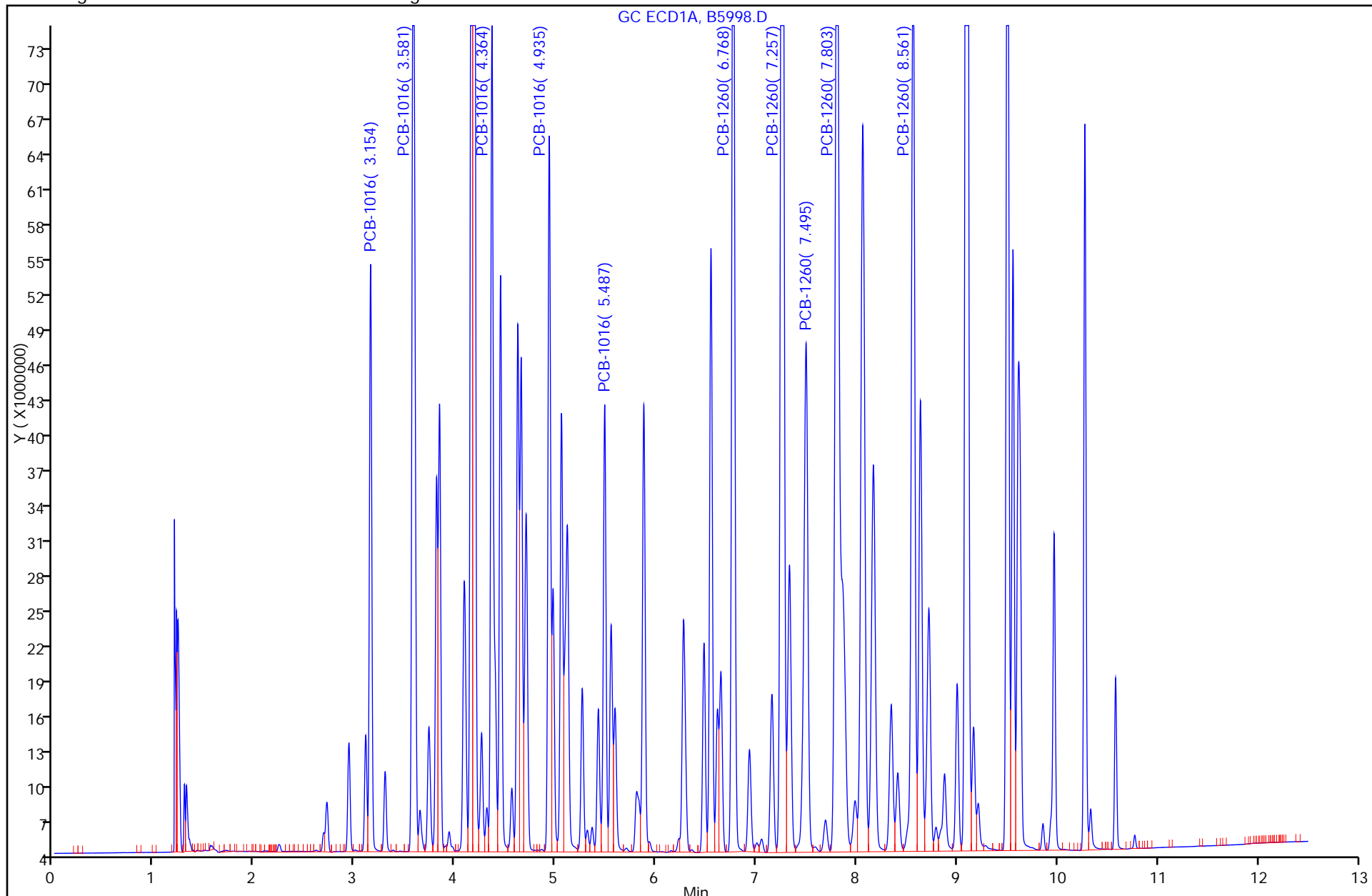
Lims Batch ID: 91178

Lims Sample ID: 8

Operator ID:

Injection Vol: 1.00 ul

Y Scaling: Method Defined: Scale to the Nth Largest Peak: 10



TestAmerica Laboratories
Target Compound Quantitation Report

Data File: \\valsvr08\ChromData\SGCA\20111216-6084.b\B5999.D
 Lims ID: std3000 Client ID:
 Inject. Date: 16-Dec-2011 12:21:37 Dil. Factor: 1.0000
 Sample Type: IC Calib Level: 9
 Sample ID: std3000
 Misc. Info.:
 Operator: Instrument ID: SGCA
 Vol. Injected: 1.0000 ALS Bottle#: 9
 Lims Batch ID: 91178 Lims Sample ID: 9
 Sublist: chrom-PCBS*sub1
 Detector 1 : GC ECD1A
 Detector 2 : GC ECD2B
 Method: \\valsvr08\ChromData\SGCA\20111216-6084.b\PCBS.m
 Last Update: 16-Dec-2011 12:36:01 Calib Date: 16-Dec-2011 12:21:37
 Quant Method: External Standard Quant By: Initial Calibration
 Last ICal File: \\valsvr08\ChromData\SGCA\20111216-6084.b\B5999.D
 Limit Group: SGC - 1 - 8082 CAL
 Integrator: Falcon
 Process Host: VAL-SMS-LAB3

First Level Reviewer: iversc Date: 16-Dec-2011 12:36:01

Det	Sig	RT	EXP RT	DLT RT	Response	On-Col Amt ug/L	Ratio Range	Ratio	Flags
-----	-----	----	--------	--------	----------	-----------------	-------------	-------	-------

4 PCB-1016

1	1	3.152	3.154	-0.002	119959024	2981.9		100.0	
1	2	3.579	3.580	-0.001	256594651	3004.8	184.3- 244.3	213.9	
1	3	4.363	4.364	-0.001	211062586	2917.1	142.9- 202.9	175.9	
1	4	4.934	4.935	-0.001	162749188	2908.7	104.8- 164.8	135.7	
1	5	5.486	5.488	-0.002	102585416	2925.1	54.6- 114.6	85.5	
Average of Peak Amounts =						2947.5			
2	6	3.695	3.696	-0.001	61786492	2988.1		100.0	
2	7	4.269	4.269	0.000	133661857	2983.6	190.3- 250.3	216.3	
2	8	5.155	5.158	-0.003	105161754	3016.2	137.1- 197.1	170.2	
2	9	5.587	5.587	0.000	48810722	2998.9	46.2- 106.2	79.0	
2	10	5.879	5.879	0.000	85370843	2986.8	105.7- 165.7	138.2	
Average of Peak Amounts =						2994.7			

RPD = 1.59

11 PCB-1260

1	1	6.767	6.769	-0.002	290391744	2933.4		100.0	
1	2	7.256	7.256	0.000	443012846	2911.4	119.7- 179.7	152.6	
1	3	7.494	7.494	0.000	180457990	2887.1	29.5- 89.5	62.1	
1	4	7.802	7.803	-0.001	462837226	2897.2	125.1- 185.1	159.4	
1	5	8.561	8.561	0.000	275368907	2913.4	63.3- 123.3	94.8	
Average of Peak Amounts =						2908.5			
2	6	7.841	7.839	0.002	85294045	2935.7		100.0	
2	7	8.209	8.209	0.000	164875139	2954.3	169.1- 229.1	193.3	
2	8	8.637	8.637	0.000	200168263	2958.9	216.2- 276.2	234.7	
2	9	9.357	9.356	0.001	153733370	2911.8	152.9- 212.9	180.2	
2	10	9.748	9.747	0.001	159587581	2967.1	164.1- 224.1	187.1	
Average of Peak Amounts =						2945.6			

RPD = 1.27

Data File: \\valsvr08\ChromData\SGCA\20111216-6084.b\B5999.D

Det	Sig	RT	EXP RT	DLT RT	Response	On-Col Amt ug/L	Ratio Range	Ratio	Flags
-----	-----	----	-----------	-----------	----------	--------------------	-------------	-------	-------

\$ 3 Dibutylchlorendate

1	1	9.569
2	2	10.260

\$ 2 DCB Decachlorobiphenyl

1	1	10.770
2	2	11.581

Report Date: 16-Dec-2011 12:36:01

Chrom Revision: 1.2 13-Jul-2011 10:43:06

Data File: \\valsvr08\ChromData\SGCA\20111216-6084.b\B5999.D

Injection Date: 16-Dec-2011 12:21:37

Limit Group: SGC - 1 - 8082 CAL

Client ID:

Instrument ID: SGCA

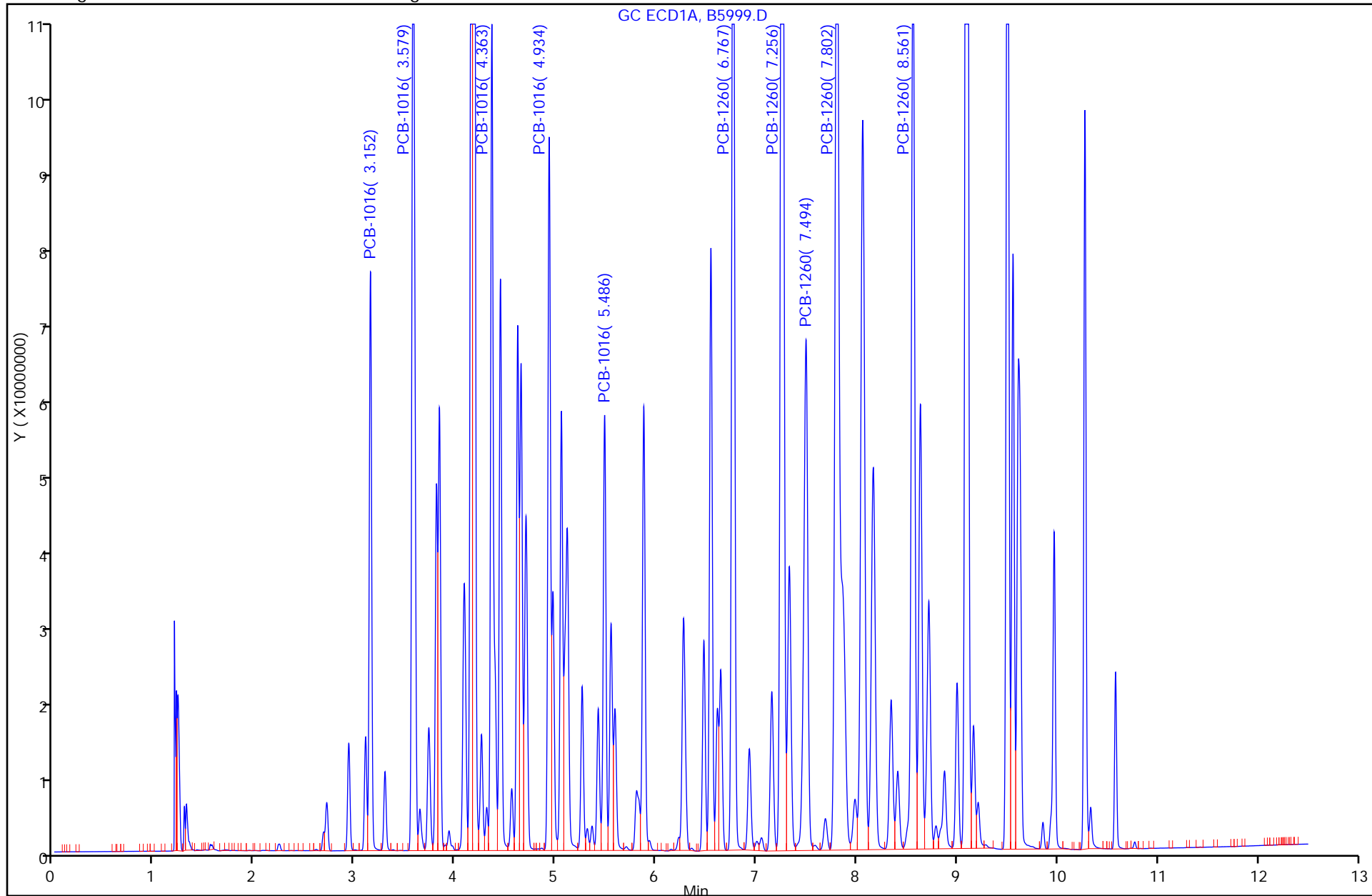
Lims Batch ID: 91178

Lims Sample ID: 9

Operator ID:

Injection Vol: 1.00 ul

Y Scaling: Method Defined: Scale to the Nth Largest Peak: 10



FORM VI
 PCBS INITIAL CALIBRATION DATA
 EXTERNAL STANDARD RETENTION TIME SUMMARY

Lab Name: TestAmerica Valparaiso Job No.: 510-73338-1 Analy Batch No.: 91178

SDG No.: _____

Instrument ID: SGCA GC Column: 8082/608 ID: 0.53 (mm) Heated Purge: (Y/N) N

Calibration Start Date: 12/16/2011 12:36 Calibration End Date: 12/16/2011 12:36 Calibration ID: 4485

Calibration Files:

LEVEL:	LAB SAMPLE ID:	LAB FILE ID:
Level 1	STD1221 510-91178/10	B6000.D

ANALYTE	LVL 1										RT WINDOW	AVG RT
PCB-1221 Peak 1	2.239										2.139 - 2.339	2.239
PCB-1221 Peak 2	2.936										2.836 - 3.036	2.936
PCB-1221 Peak 3	3.103										3.003 - 3.203	3.103
PCB-1221 Peak 4	3.151										3.051 - 3.251	3.151
PCB-1221 Peak 5	4.362										4.262 - 4.462	4.362

FORM VI
PCBS INITIAL CALIBRATION DATA
EXTERNAL STANDARD CURVE EVALUATION

Lab Name: TestAmerica Valparaiso Job No.: 510-73338-1 Analy Batch No.: 91178

SDG No.: _____

Instrument ID: SGCA GC Column: 8082/608 ID: 0.53 (mm) Heated Purge: (Y/N) N

Calibration Start Date: 12/16/2011 12:36 Calibration End Date: 12/16/2011 12:36 Calibration ID: 4485

Calibration Files:

LEVEL:	LAB SAMPLE ID:	LAB FILE ID:
Level 1	STD1221 510-91178/10	B6000.D

ANALYTE	CF				CURVE TYPE	COEFFICIENT			#	MIN CF	%RSD	#	MAX %RSD	R ² OR COD	#	MIN R ² OR COD
	LVL 1					B	M1	M2								
PCB-1221 Peak 1	19389				Ave		19388.6460						10.0			
PCB-1221 Peak 2	27301				Ave		27300.5115						10.0			
PCB-1221 Peak 3	16615				Ave		16615.4215						10.0			
PCB-1221 Peak 4	63777				Ave		63777.4375						10.0			
PCB-1221 Peak 5	5112.8				Ave		5112.84650						10.0			

Note: The m1 coefficient is the same as Ave CF for an Ave curve type.

FORM VI
PCBS INITIAL CALIBRATION DATA
EXTERNAL STANDARD RESPONSE AND CONCENTRATION

Lab Name: TestAmerica Valparaiso Job No.: 510-73338-1 Analy Batch No.: 91178

SDG No.: _____

Instrument ID: SGCA GC Column: 8082/608 ID: 0.53 (mm) Heated Purge: (Y/N) N

Calibration Start Date: 12/16/2011 12:36 Calibration End Date: 12/16/2011 12:36 Calibration ID: 4485

Calibration Files:

LEVEL:	LAB SAMPLE ID:	LAB FILE ID:
Level 1	STD1221 510-91178/10	B6000.D

ANALYTE	CURVE TYPE	RESPONSE					CONCENTRATION (UG/L)				
		LVL 1					LVL 1				
PCB-1221 Peak 1	Ave	38777292					2000				
PCB-1221 Peak 2	Ave	54601023					2000				
PCB-1221 Peak 3	Ave	33230843					2000				
PCB-1221 Peak 4	Ave	127554875					2000				
PCB-1221 Peak 5	Ave	10225693					2000				

Curve Type Legend:

Ave = Average

TestAmerica Laboratories
Target Compound Quantitation Report

Data File: \\valsvr08\ChromData\SGCA\20111216-6084.b\B6000.D
 Lims ID: std1221 Client ID:
 Inject. Date: 16-Dec-2011 12:36:50 Dil. Factor: 1.0000
 Sample Type: IC Calib Level: 8
 Sample ID: std1221
 Misc. Info.:
 Operator: Instrument ID: SGCA
 Vol. Injected: 1.0000 ALS Bottle#: 10
 Lims Batch ID: 91178 Lims Sample ID: 10
 Sublist: chrom-PCBS*sub2
 Detector 1 : GC ECD1A
 Detector 2 : GC ECD2B
 Method: \\valsvr08\ChromData\SGCA\20111216-6084.b\PCBS.m
 Last Update: 16-Dec-2011 13:49:45 Calib Date: 16-Dec-2011 13:22:45
 Quant Method: External Standard Quant By: Initial Calibration
 Last ICal File: \\valsvr08\ChromData\SGCA\20111216-6084.b\B6003.D
 Limit Group: SGC - 1 - 8082 CAL
 Integrator: Falcon
 Process Host: VAL-SMS-LAB3

First Level Reviewer: iversc Date: 16-Dec-2011 13:49:45

Det	Sig	RT	EXP RT	DLT RT	Response	On-Col Amt ug/L	Ratio Range	Ratio	Flags
5 PCB-1221									
1	1	2.239	2.239	0.000	38777292	2000.0		100.0	
1	2	2.936	2.936	0.000	54601023	2000.0	0.0- 30.0	140.8	
1	3	3.103	3.103	0.000	33230843	2000.0	0.0- 30.0	85.7	
1	4	3.151	3.151	0.000	127554875	2000.0	0.0- 30.0	328.9	
1	5	4.362	4.362	0.000	10225693	2000.0	0.0- 30.0	26.4	
Average of Peak Amounts =						2000.0			
2	6	2.496	2.496	0.000	21562254	2000.0		100.0	
2	7	2.922	2.922	0.000	7232874	2000.0	0.0- 30.0	33.5	
2	8	3.418	3.418	0.000	29299721	2000.0	0.0- 30.0	135.9	
2	9	3.611	3.611	0.000	18348696	2000.0	0.0- 30.0	85.1	
2	10	3.695	3.695	0.000	66704962	2000.0	0.0- 30.0	309.4	
Average of Peak Amounts =						2000.0			
RPD = 0.00									

Report Date: 16-Dec-2011 13:49:46

Chrom Revision: 1.2 13-Jul-2011 10:43:06

Data File: \\valsvr08\ChromData\SGCA\20111216-6084.b\B6000.D

Injection Date: 16-Dec-2011 12:36:50

Limit Group: SGC - 1 - 8082 CAL

Client ID:

Instrument ID: SGCA

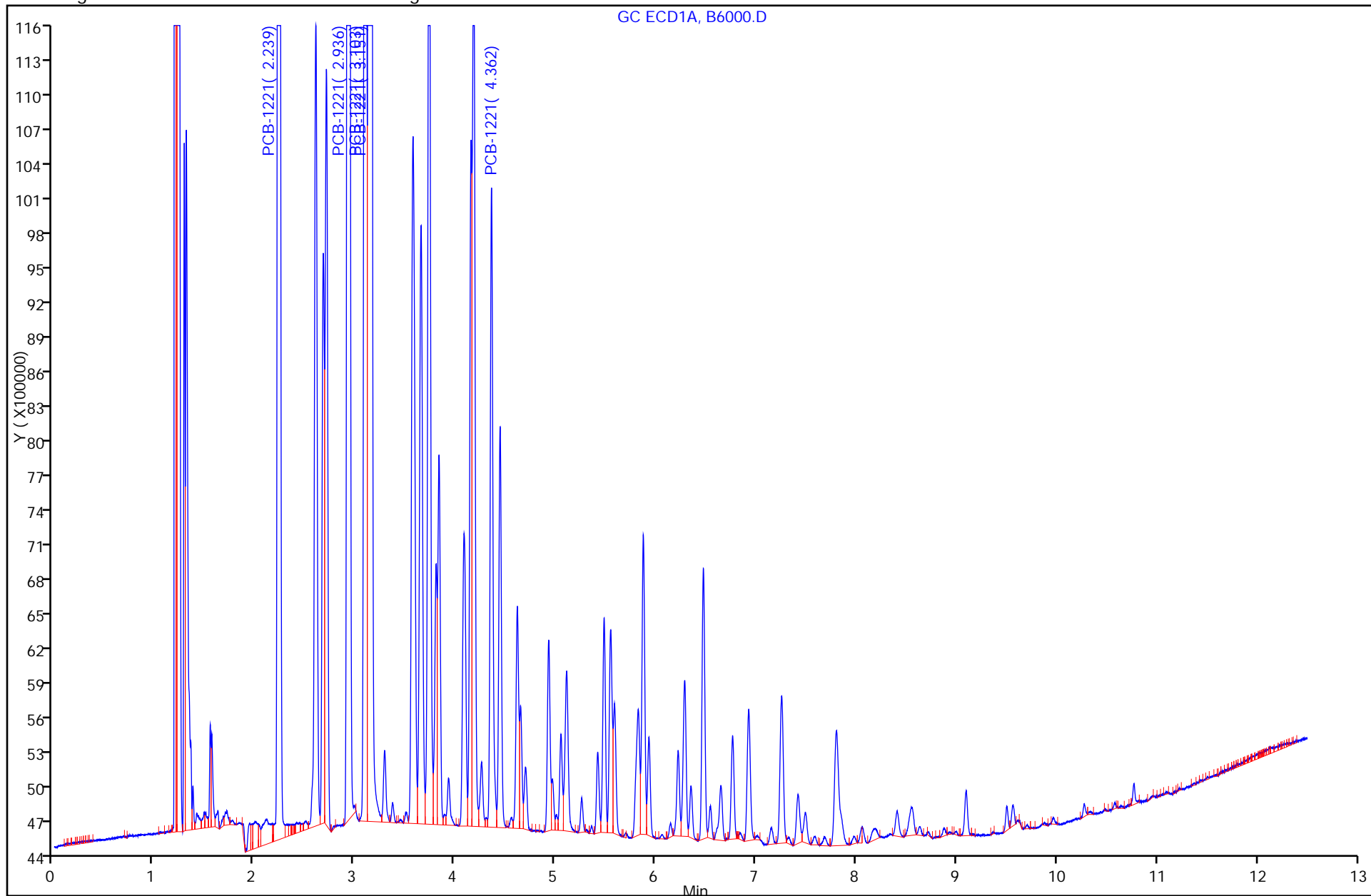
Lims Batch ID: 91178

Lims Sample ID: 10

Operator ID:

Injection Vol: 1.00 ul

Y Scaling: Method Defined: Scale to the Nth Largest Peak: 10



FORM VI
 PCBS INITIAL CALIBRATION DATA
 EXTERNAL STANDARD RETENTION TIME SUMMARY

Lab Name: TestAmerica Valparaiso Job No.: 510-73338-1 Analy Batch No.: 91178

SDG No.: _____

Instrument ID: SGCA GC Column: 8082/608 ID: 0.53 (mm) Heated Purge: (Y/N) N

Calibration Start Date: 12/16/2011 12:52 Calibration End Date: 12/16/2011 12:52 Calibration ID: 4489

Calibration Files:

LEVEL:	LAB SAMPLE ID:	LAB FILE ID:
Level 1	STD1232 510-91178/11	B6001.D

ANALYTE	LVL 1										RT WINDOW	AVG RT
PCB-1232 Peak 1	2.936										2.836 - 3.036	2.936
PCB-1232 Peak 2	3.152										3.052 - 3.252	3.152
PCB-1232 Peak 3	3.579										3.479 - 3.679	3.579
PCB-1232 Peak 4	4.364										4.264 - 4.464	4.364
PCB-1232 Peak 5	4.449										4.349 - 4.549	4.449

FORM VI
PCBS INITIAL CALIBRATION DATA
EXTERNAL STANDARD CURVE EVALUATION

Lab Name: TestAmerica Valparaiso Job No.: 510-73338-1 Analy Batch No.: 91178

SDG No.: _____

Instrument ID: SGCA GC Column: 8082/608 ID: 0.53 (mm) Heated Purge: (Y/N) N

Calibration Start Date: 12/16/2011 12:52 Calibration End Date: 12/16/2011 12:52 Calibration ID: 4489

Calibration Files:

LEVEL:	LAB SAMPLE ID:	LAB FILE ID:
Level 1	STD1232 510-91178/11	B6001.D

ANALYTE	CF				CURVE TYPE	COEFFICIENT			#	MIN CF	%RSD	#	MAX %RSD	R ² OR COD	#	MIN R ² OR COD
	LVL 1					B	M1	M2								
PCB-1232 Peak 1	16233				Ave		16233.0745						10.0			
PCB-1232 Peak 2	49937				Ave		49937.2305						10.0			
PCB-1232 Peak 3	44079				Ave		44079.1115						10.0			
PCB-1232 Peak 4	35648				Ave		35648.2860						10.0			
PCB-1232 Peak 5	21707				Ave		21707.0810						10.0			

Note: The m1 coefficient is the same as Ave CF for an Ave curve type.

FORM VI
 PCBS INITIAL CALIBRATION DATA
 EXTERNAL STANDARD RESPONSE AND CONCENTRATION

Lab Name: TestAmerica Valparaiso Job No.: 510-73338-1 Analy Batch No.: 91178

SDG No.: _____

Instrument ID: SGCA GC Column: 8082/608 ID: 0.53 (mm) Heated Purge: (Y/N) N

Calibration Start Date: 12/16/2011 12:52 Calibration End Date: 12/16/2011 12:52 Calibration ID: 4489

Calibration Files:

LEVEL:	LAB SAMPLE ID:	LAB FILE ID:
Level 1	STD1232 510-91178/11	B6001.D

ANALYTE	CURVE TYPE	RESPONSE					CONCENTRATION (UG/L)				
		LVL 1					LVL 1				
PCB-1232 Peak 1	Ave	32466149					2000				
PCB-1232 Peak 2	Ave	99874461					2000				
PCB-1232 Peak 3	Ave	88158223					2000				
PCB-1232 Peak 4	Ave	71296572					2000				
PCB-1232 Peak 5	Ave	43414162					2000				

Curve Type Legend:

Ave = Average

TestAmerica Laboratories
Target Compound Quantitation Report

Data File: \\valsvr08\ChromData\SGCA\20111216-6084.b\B6001.D
 Lims ID: std1232 Client ID:
 Inject. Date: 16-Dec-2011 12:52:14 Dil. Factor: 1.0000
 Sample Type: IC Calib Level: 8
 Sample ID: std1232
 Misc. Info.:
 Operator: Instrument ID: SGCA
 Vol. Injected: 1.0000 ALS Bottle#: 11
 Lims Batch ID: 91178 Lims Sample ID: 11
 Sublist: chrom-PCBS*sub3
 Detector 1 : GC ECD1A
 Detector 2 : GC ECD2B
 Method: \\valsvr08\ChromData\SGCA\20111216-6084.b\PCBS.m
 Last Update: 16-Dec-2011 13:50:12 Calib Date: 16-Dec-2011 13:22:45
 Quant Method: External Standard Quant By: Initial Calibration
 Last ICal File: \\valsvr08\ChromData\SGCA\20111216-6084.b\B6003.D
 Limit Group: SGC - 1 - 8082 CAL
 Integrator: Falcon
 Process Host: VAL-SMS-LAB3

First Level Reviewer: iversc Date: 16-Dec-2011 13:50:12

Det	Sig	RT	EXP RT	DLT RT	Response	On-Col Amt ug/L	Ratio Range	Ratio	Flags	
7 PCB-1232										
1	1	2.936	2.936	0.000	32466149	2000.0		100.0		
1	2	3.152	3.152	0.000	99874461	2000.0	0.0- 30.0	307.6		
1	3	3.579	3.579	0.000	88158223	2000.0	0.0- 30.0	271.5		
1	4	4.364	4.364	0.000	71296572	2000.0	0.0- 30.0	219.6		
1	5	4.449	4.449	0.000	43414162	2000.0	0.0- 30.0	133.7		
		Average of Peak Amounts =				2000.0				
2	6	2.496	2.496	0.000	11804884	2000.0		100.0		
2	7	3.695	3.695	0.000	51888152	2000.0	0.0- 30.0	439.5		
2	8	4.269	4.269	0.000	49763037	2000.0	0.0- 30.0	421.5		
2	9	5.154	5.154	0.000	36501898	2000.0	0.0- 30.0	309.2		
2	10	5.879	5.879	0.000	27891562	2000.0	0.0- 30.0	236.3		
		Average of Peak Amounts =				2000.0				
						RPD = 0.00				

Report Date: 16-Dec-2011 13:50:12

Chrom Revision: 1.2 13-Jul-2011 10:43:06

Data File: \\valsvr08\ChromData\SGCA\20111216-6084.b\B6001.D

Injection Date: 16-Dec-2011 12:52:14

Limit Group: SGC - 1 - 8082 CAL

Client ID:

Instrument ID: SGCA

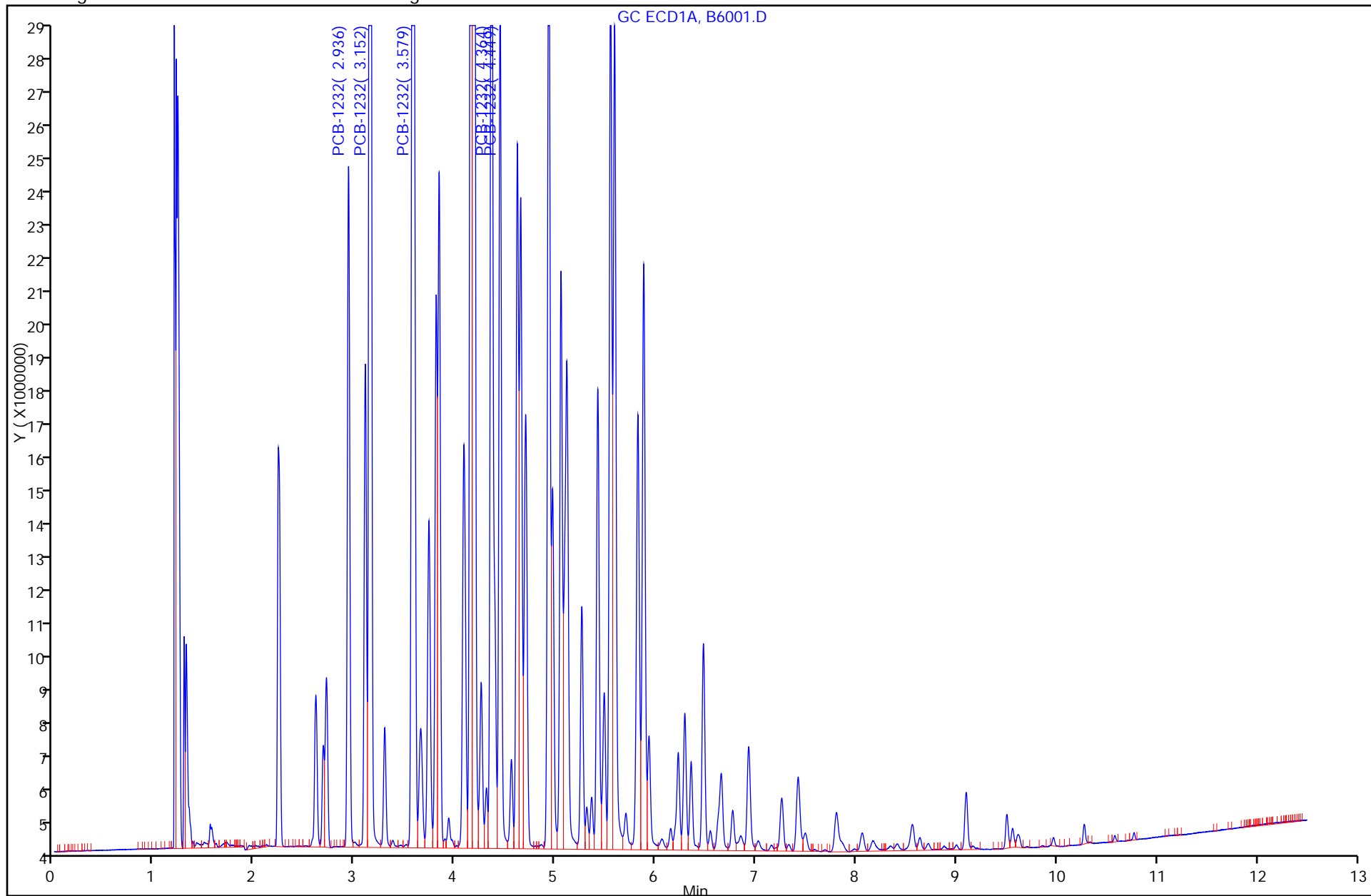
Lims Batch ID: 91178

Lims Sample ID: 11

Operator ID:

Injection Vol: 1.00 ul

Y Scaling: Method Defined: Scale to the Nth Largest Peak: 10



FORM VI
 PCBS INITIAL CALIBRATION DATA
 EXTERNAL STANDARD RETENTION TIME SUMMARY

Lab Name: TestAmerica Valparaiso Job No.: 510-73338-1 Analy Batch No.: 91178

SDG No.: _____

Instrument ID: SGCA GC Column: 8082/608 ID: 0.53 (mm) Heated Purge: (Y/N) N

Calibration Start Date: 12/16/2011 13:07 Calibration End Date: 12/16/2011 13:07 Calibration ID: 4493

Calibration Files:

LEVEL:	LAB SAMPLE ID:	LAB FILE ID:
Level 1	STD1242 510-91178/12	B6002.D

ANALYTE	LVL 1										RT WINDOW	AVG RT
PCB-1242 Peak 1	3.150										3.050 - 3.250	3.150
PCB-1242 Peak 2	3.577										3.477 - 3.677	3.577
PCB-1242 Peak 3	4.446										4.346 - 4.546	4.446
PCB-1242 Peak 4	5.111										5.011 - 5.211	5.111
PCB-1242 Peak 5	5.589										5.489 - 5.689	5.589

FORM VI
PCBS INITIAL CALIBRATION DATA
EXTERNAL STANDARD CURVE EVALUATION

Lab Name: TestAmerica Valparaiso Job No.: 510-73338-1 Analy Batch No.: 91178

SDG No.: _____

Instrument ID: SGCA GC Column: 8082/608 ID: 0.53 (mm) Heated Purge: (Y/N) N

Calibration Start Date: 12/16/2011 13:07 Calibration End Date: 12/16/2011 13:07 Calibration ID: 4493

Calibration Files:

LEVEL:	LAB SAMPLE ID:	LAB FILE ID:
Level 1	STD1242 510-91178/12	B6002.D

ANALYTE	CF				CURVE TYPE	COEFFICIENT			#	MIN CF	%RSD	#	MAX %RSD	R ² OR COD	#	MIN R ² OR COD
	LVL 1					B	M1	M2								
PCB-1242 Peak 1	36029				Ave		36029.3735						10.0			
PCB-1242 Peak 2	75353				Ave		75352.5190						10.0			
PCB-1242 Peak 3	36446				Ave		36445.5505						10.0			
PCB-1242 Peak 4	33117				Ave		33117.3880						10.0			
PCB-1242 Peak 5	44347				Ave		44347.3845						10.0			

Note: The m1 coefficient is the same as Ave CF for an Ave curve type.

FORM VI
PCBS INITIAL CALIBRATION DATA
EXTERNAL STANDARD RESPONSE AND CONCENTRATION

Lab Name: TestAmerica Valparaiso Job No.: 510-73338-1 Analy Batch No.: 91178

SDG No.: _____

Instrument ID: SGCA GC Column: 8082/608 ID: 0.53 (mm) Heated Purge: (Y/N) N

Calibration Start Date: 12/16/2011 13:07 Calibration End Date: 12/16/2011 13:07 Calibration ID: 4493

Calibration Files:

LEVEL:	LAB SAMPLE ID:	LAB FILE ID:
Level 1	STD1242 510-91178/12	B6002.D

ANALYTE	CURVE TYPE	RESPONSE					CONCENTRATION (UG/L)				
		LVL 1					LVL 1				
PCB-1242 Peak 1	Ave	72058747					2000				
PCB-1242 Peak 2	Ave	150705038					2000				
PCB-1242 Peak 3	Ave	72891101					2000				
PCB-1242 Peak 4	Ave	66234776					2000				
PCB-1242 Peak 5	Ave	88694769					2000				

Curve Type Legend:

Ave = Average

TestAmerica Laboratories
Target Compound Quantitation Report

Data File: \\valsvr08\ChromData\SGCA\20111216-6084.b\B6002.D
 Lims ID: std1242 Client ID:
 Inject. Date: 16-Dec-2011 13:07:20 Dil. Factor: 1.0000
 Sample Type: IC Calib Level: 8
 Sample ID: std1242
 Misc. Info.:
 Operator: Instrument ID: SGCA
 Vol. Injected: 1.0000 ALS Bottle#: 12
 Lims Batch ID: 91178 Lims Sample ID: 12
 Sublist: chrom-PCBS*sub4
 Detector 1 : GC ECD1A
 Detector 2 : GC ECD2B
 Method: \\valsvr08\ChromData\SGCA\20111216-6084.b\PCBS.m
 Last Update: 16-Dec-2011 13:50:24 Calib Date: 16-Dec-2011 13:22:45
 Quant Method: External Standard Quant By: Initial Calibration
 Last ICal File: \\valsvr08\ChromData\SGCA\20111216-6084.b\B6003.D
 Limit Group: SGC - 1 - 8082 CAL
 Integrator: Falcon
 Process Host: VAL-SMS-LAB3

First Level Reviewer: iversc Date: 16-Dec-2011 13:50:24

Det	Sig	RT	EXP RT	DLT RT	Response	On-Col Amt ug/L	Ratio Range	Ratio	Flags	
10 PCB-1242										
1	1	3.150	3.150	0.000	72058747	2000.0		100.0		
1	2	3.577	3.577	0.000	150705038	2000.0	0.0- 30.0	209.1		
1	3	4.446	4.446	0.000	72891101	2000.0	0.0- 30.0	101.2		
1	4	5.111	5.111	0.000	66234776	2000.0	0.0- 30.0	91.9		
1	5	5.589	5.589	0.000	88694769	2000.0	0.0- 30.0	123.1		
		Average of Peak Amounts =				2000.0				
2	6	3.694	3.694	0.000	36703820	2000.0		100.0		
2	7	4.267	4.267	0.000	79766239	2000.0	0.0- 30.0	217.3		
2	8	5.152	5.152	0.000	62316896	2000.0	0.0- 30.0	169.8		
2	9	6.549	6.549	0.000	58804164	2000.0	0.0- 30.0	160.2		
2	10	6.935	6.935	0.000	58131337	2000.0	0.0- 30.0	158.4		
		Average of Peak Amounts =				2000.0				
						RPD = 0.00				

Report Date: 16-Dec-2011 13:50:24

Chrom Revision: 1.2 13-Jul-2011 10:43:06

Data File: \\valsvr08\ChromData\SGCA\20111216-6084.b\B6002.D

Injection Date: 16-Dec-2011 13:07:20

Limit Group: SGC - 1 - 8082 CAL

Client ID:

Instrument ID: SGCA

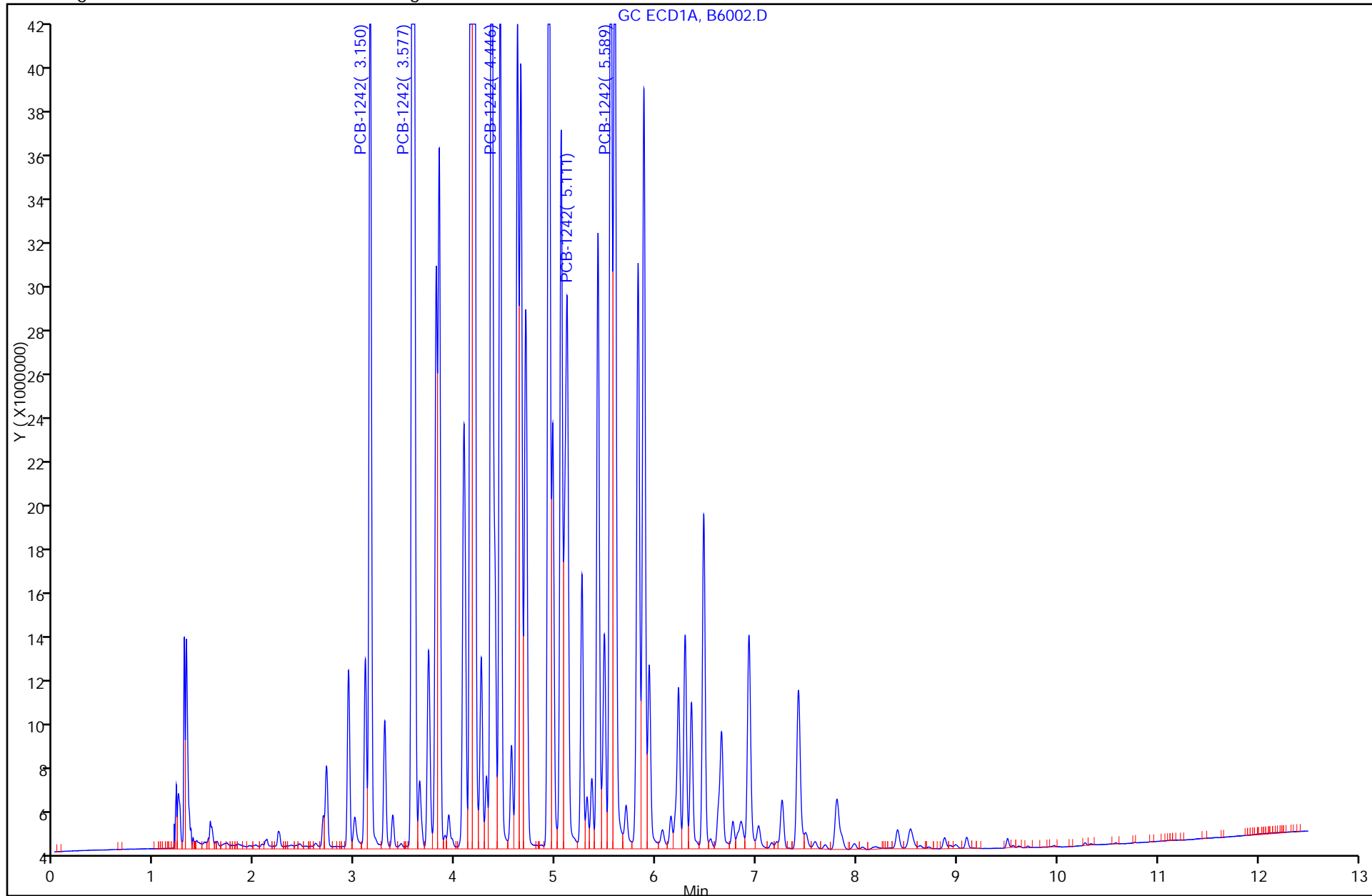
Lims Batch ID: 91178

Lims Sample ID: 12

Operator ID:

Injection Vol: 1.00 ul

Y Scaling: Method Defined: Scale to the Nth Largest Peak: 10



FORM VI
 PCBS INITIAL CALIBRATION DATA
 EXTERNAL STANDARD RETENTION TIME SUMMARY

Lab Name: TestAmerica Valparaiso Job No.: 510-73338-1 Analy Batch No.: 91178

SDG No.: _____

Instrument ID: SGCA GC Column: 8082/608 ID: 0.53 (mm) Heated Purge: (Y/N) N

Calibration Start Date: 12/16/2011 13:22 Calibration End Date: 12/16/2011 13:22 Calibration ID: 4497

Calibration Files:

LEVEL:	LAB SAMPLE ID:	LAB FILE ID:
Level 1	STD1248 510-91178/13	B6003.D

ANALYTE	LVL 1										RT WINDOW	AVG RT
PCB-1248 Peak 1	3.577										3.477 - 3.677	3.577
PCB-1248 Peak 2	4.186										4.086 - 4.286	4.186
PCB-1248 Peak 3	5.056										4.956 - 5.156	5.056
PCB-1248 Peak 4	5.591										5.491 - 5.691	5.591
PCB-1248 Peak 5	6.477										6.377 - 6.577	6.477

FORM VI
PCBS INITIAL CALIBRATION DATA
EXTERNAL STANDARD CURVE EVALUATION

Lab Name: TestAmerica Valparaiso Job No.: 510-73338-1 Analy Batch No.: 91178

SDG No.: _____

Instrument ID: SGCA GC Column: 8082/608 ID: 0.53 (mm) Heated Purge: (Y/N) N

Calibration Start Date: 12/16/2011 13:22 Calibration End Date: 12/16/2011 13:22 Calibration ID: 4497

Calibration Files:

LEVEL:	LAB SAMPLE ID:	LAB FILE ID:
Level 1	STD1248 510-91178/13	B6003.D

ANALYTE	CF				CURVE TYPE	COEFFICIENT			#	MIN CF	%RSD	#	MAX %RSD	R ² OR COD	#	MIN R ² OR COD
	LVL 1					B	M1	M2								
PCB-1248 Peak 1	34849				Ave		34849.0550						10.0			
PCB-1248 Peak 2	44360				Ave		44360.3140						10.0			
PCB-1248 Peak 3	50888				Ave		50888.2225						10.0			
PCB-1248 Peak 4	72192				Ave		72192.2620						10.0			
PCB-1248 Peak 5	41412				Ave		41411.5640						10.0			

Note: The m1 coefficient is the same as Ave CF for an Ave curve type.

FORM VI
PCBS INITIAL CALIBRATION DATA
EXTERNAL STANDARD RESPONSE AND CONCENTRATION

Lab Name: TestAmerica Valparaiso Job No.: 510-73338-1 Analy Batch No.: 91178

SDG No.: _____

Instrument ID: SGCA GC Column: 8082/608 ID: 0.53 (mm) Heated Purge: (Y/N) N

Calibration Start Date: 12/16/2011 13:22 Calibration End Date: 12/16/2011 13:22 Calibration ID: 4497

Calibration Files:

LEVEL:	LAB SAMPLE ID:	LAB FILE ID:
Level 1	STD1248 510-91178/13	B6003.D

ANALYTE	CURVE TYPE	RESPONSE					CONCENTRATION (UG/L)				
		LVL 1					LVL 1				
PCB-1248 Peak 1	Ave	69698110					2000				
PCB-1248 Peak 2	Ave	88720628					2000				
PCB-1248 Peak 3	Ave	101776445					2000				
PCB-1248 Peak 4	Ave	144384524					2000				
PCB-1248 Peak 5	Ave	82823128					2000				

Curve Type Legend:

Ave = Average

TestAmerica Laboratories
Target Compound Quantitation Report

Data File: \\valsvr08\ChromData\SGCA\20111216-6084.b\B6003.D
 Lims ID: std1248 Client ID:
 Inject. Date: 16-Dec-2011 13:22:45 Dil. Factor: 1.0000
 Sample Type: IC Calib Level: 8
 Sample ID: std1248
 Misc. Info.:
 Operator: Instrument ID: SGCA
 Vol. Injected: 1.0000 ALS Bottle#: 13
 Lims Batch ID: 91178 Lims Sample ID: 13
 Sublist: chrom-PCBS*sub5
 Detector 1 : GC ECD1A
 Detector 2 : GC ECD2B
 Method: \\valsvr08\ChromData\SGCA\20111216-6084.b\PCBS.m
 Last Update: 16-Dec-2011 13:50:36 Calib Date: 16-Dec-2011 13:22:45
 Quant Method: External Standard Quant By: Initial Calibration
 Last ICal File: \\valsvr08\ChromData\SGCA\20111216-6084.b\B6003.D
 Limit Group: SGC - 1 - 8082 CAL
 Integrator: Falcon
 Process Host: VAL-SMS-LAB3

First Level Reviewer: iversc Date: 16-Dec-2011 13:50:36

Det	Sig	RT	EXP RT	DLT RT	Response	On-Col Amt ug/L	Ratio Range	Ratio	Flags	
6 PCB-1248										
1	1	3.577	3.577	0.000	69698110	2000.0		100.0		
1	2	4.186	4.186	0.000	88720628	2000.0	0.0- 30.0	127.3		
1	3	5.056	5.056	0.000	101776445	2000.0	0.0- 30.0	146.0		
1	4	5.591	5.591	0.000	144384524	2000.0	0.0- 30.0	207.2		
1	5	6.477	6.477	0.000	82823128	2000.0	0.0- 30.0	118.8		
		Average of Peak Amounts =				2000.0				
2	6	4.269	4.269	0.000	38109805	2000.0		100.0		
2	7	5.152	5.152	0.000	34237504	2000.0	0.0- 30.0	89.8		
2	8	5.880	5.880	0.000	81661190	2000.0	0.0- 30.0	214.3		
2	9	6.549	6.549	0.000	103742103	2000.0	0.0- 30.0	272.2		
2	10	6.938	6.938	0.000	98053368	2000.0	0.0- 30.0	257.3		
		Average of Peak Amounts =				2000.0				
						RPD = 0.00				

Report Date: 16-Dec-2011 13:50:36

Chrom Revision: 1.2 13-Jul-2011 10:43:06

Data File: \\valsvr08\ChromData\SGCA\20111216-6084.b\B6003.D

Injection Date: 16-Dec-2011 13:22:45

Limit Group: SGC - 1 - 8082 CAL

Client ID:

Instrument ID: SGCA

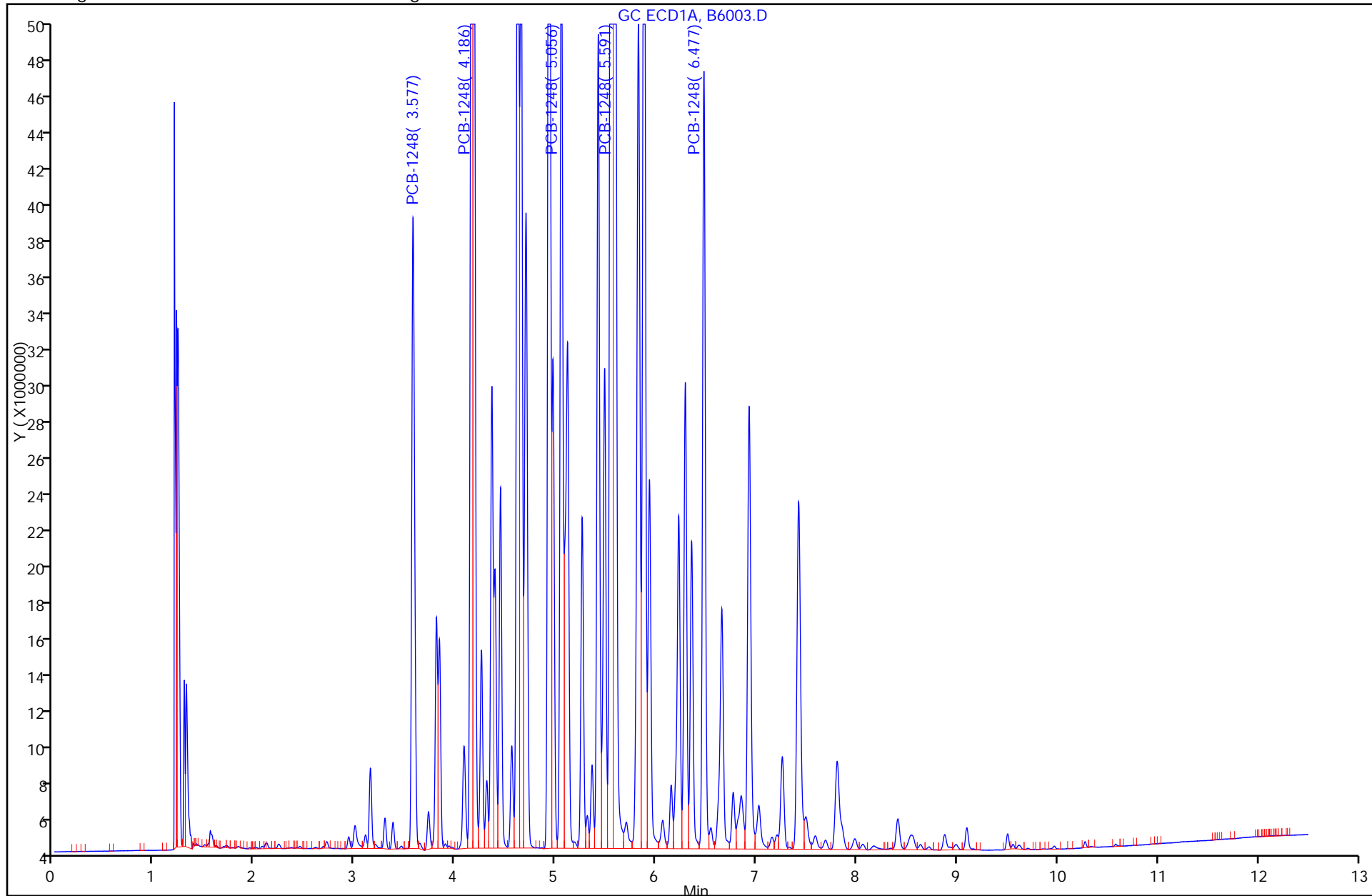
Lims Batch ID: 91178

Lims Sample ID: 13

Operator ID:

Injection Vol: 1.00 ul

Y Scaling: Method Defined: Scale to the Nth Largest Peak: 10



FORM VI
PCBS INITIAL CALIBRATION DATA
EXTERNAL STANDARD RETENTION TIME SUMMARY

Lab Name: TestAmerica Valparaiso Job No.: 510-73338-1 Analy Batch No.: 91178

SDG No.: _____

Instrument ID: SGCA GC Column: 8082/608 ID: 0.53 (mm) Heated Purge: (Y/N) N

Calibration Start Date: 12/16/2011 13:41 Calibration End Date: 12/16/2011 13:41 Calibration ID: 4501

Calibration Files:

LEVEL:	LAB SAMPLE ID:	LAB FILE ID:
Level 1	STD1254 510-91178/14	B6004.D

ANALYTE	LVL 1										RT WINDOW	AVG RT
PCB-1254 Peak 1	5.564										5.464 - 5.664	5.564
PCB-1254 Peak 2	6.303										6.203 - 6.403	6.303
PCB-1254 Peak 3	6.489										6.389 - 6.589	6.489
PCB-1254 Peak 4	6.940										6.840 - 7.040	6.940
PCB-1254 Peak 5	7.818										7.718 - 7.918	7.818

FORM VI
PCBS INITIAL CALIBRATION DATA
EXTERNAL STANDARD CURVE EVALUATION

Lab Name: TestAmerica Valparaiso Job No.: 510-73338-1 Analy Batch No.: 91178

SDG No.: _____

Instrument ID: SGCA GC Column: 8082/608 ID: 0.53 (mm) Heated Purge: (Y/N) N

Calibration Start Date: 12/16/2011 13:41 Calibration End Date: 12/16/2011 13:41 Calibration ID: 4501

Calibration Files:

LEVEL:	LAB SAMPLE ID:	LAB FILE ID:
Level 1	STD1254 510-91178/14	B6004.D

ANALYTE	CF				CURVE TYPE	COEFFICIENT			#	MIN CF	%RSD	#	MAX %RSD	R^2 OR COD	#	MIN R^2 OR COD
	LVL 1					B	M1	M2								
PCB-1254 Peak 1	76748				Ave		76747.6130						10.0			
PCB-1254 Peak 2	59812				Ave		59812.4035						10.0			
PCB-1254 Peak 3	121043				Ave		121042.655						10.0			
PCB-1254 Peak 4	147926				Ave		147925.623						10.0			
PCB-1254 Peak 5	133319				Ave		133319.323						10.0			

Note: The m1 coefficient is the same as Ave CF for an Ave curve type.

FORM VI
 PCBS INITIAL CALIBRATION DATA
 EXTERNAL STANDARD RESPONSE AND CONCENTRATION

Lab Name: TestAmerica Valparaiso Job No.: 510-73338-1 Analy Batch No.: 91178

SDG No.: _____

Instrument ID: SGCA GC Column: 8082/608 ID: 0.53 (mm) Heated Purge: (Y/N) N

Calibration Start Date: 12/16/2011 13:41 Calibration End Date: 12/16/2011 13:41 Calibration ID: 4501

Calibration Files:

LEVEL:	LAB SAMPLE ID:	LAB FILE ID:
Level 1	STD1254 510-91178/14	B6004.D

ANALYTE	CURVE TYPE	RESPONSE					CONCENTRATION (UG/L)				
		LVL 1					LVL 1				
PCB-1254 Peak 1	Ave	153495226					2000				
PCB-1254 Peak 2	Ave	119624807					2000				
PCB-1254 Peak 3	Ave	242085309					2000				
PCB-1254 Peak 4	Ave	295851245					2000				
PCB-1254 Peak 5	Ave	266638645					2000				

Curve Type Legend:

Ave = Average

TestAmerica Laboratories
Target Compound Quantitation Report

Data File: \\valsvr08\ChromData\SGCA\20111216-6084.b\B6004.D
 Lims ID: std1254 Client ID:
 Inject. Date: 16-Dec-2011 13:41:18 Dil. Factor: 1.0000
 Sample Type: IC Calib Level: 8
 Sample ID: std1254
 Misc. Info.:
 Operator: Instrument ID: SGCA
 Vol. Injected: 1.0000 ALS Bottle#: 14
 Lims Batch ID: 91178 Lims Sample ID: 14
 Sublist: chrom-PCBS*sub6
 Detector 1 : GC ECD1A
 Detector 2 : GC ECD2B
 Method: \\valsvr08\ChromData\SGCA\20111216-6084.b\PCBS.m
 Last Update: 16-Dec-2011 14:01:59 Calib Date: 16-Dec-2011 13:41:18
 Quant Method: External Standard Quant By: Initial Calibration
 Last ICal File: \\valsvr08\ChromData\SGCA\20111216-6084.b\B6004.D
 Limit Group: SGC - 1 - 8082 CAL
 Integrator: Falcon
 Process Host: VAL-SMS-LAB3

First Level Reviewer: iversc Date: 16-Dec-2011 14:01:59

Det	Sig	RT	EXP RT	DLT RT	Response	On-Col Amt ug/L	Ratio Range	Ratio	Flags	
9 PCB-1254										
1	1	5.564	5.564	0.000	153495226	2000.0		100.0		
1	2	6.303	6.303	0.000	119624807	2000.0	0.0- 30.0	77.9		
1	3	6.489	6.489	0.000	242085309	2000.0	0.0- 30.0	157.7		
1	4	6.940	6.940	0.000	295851245	2000.0	0.0- 30.0	192.7		
1	5	7.818	7.818	0.000	266638645	2000.0	0.0- 30.0	173.7		
		Average of Peak Amounts =				2000.0				
2	6	6.554	6.554	0.000	73826586	2000.0		100.0		
2	7	6.870	6.870	0.000	79098036	2000.0	0.0- 30.0	107.1		
2	8	7.773	7.773	0.000	135113857	2000.0	0.0- 30.0	183.0		
2	9	8.292	8.292	0.000	173460145	2000.0	0.0- 30.0	235.0		
2	10	9.233	9.233	0.000	152264022	2000.0	0.0- 30.0	206.2		
		Average of Peak Amounts =				2000.0				
						RPD = 0.00				

Report Date: 16-Dec-2011 14:02:00

Chrom Revision: 1.2 13-Jul-2011 10:43:06

Data File: \\valsvr08\ChromData\SGCA\20111216-6084.b\B6004.D

Injection Date: 16-Dec-2011 13:41:18

Limit Group: SGC - 1 - 8082 CAL

Client ID:

Instrument ID: SGCA

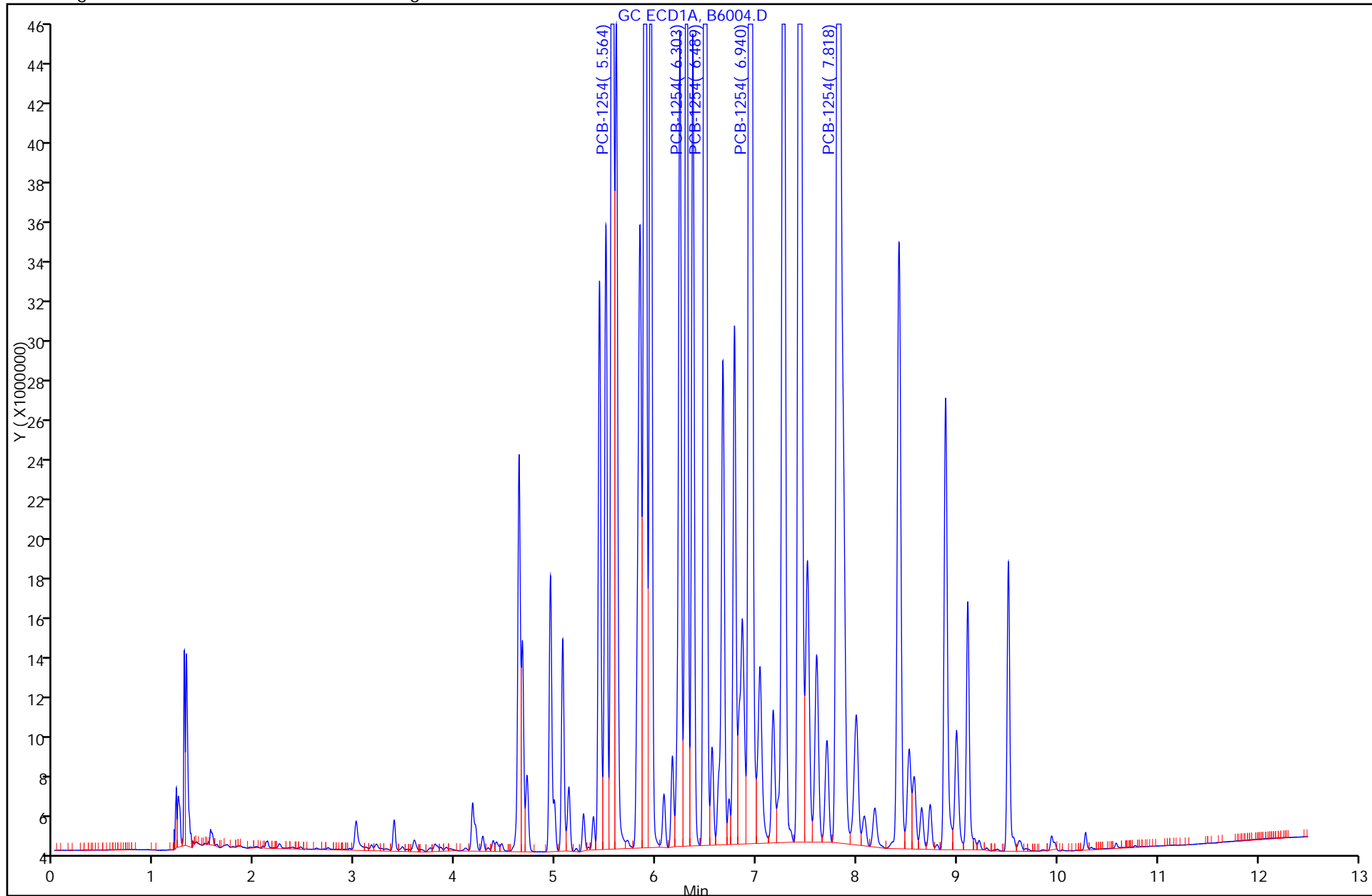
Lims Batch ID: 91178

Lims Sample ID: 14

Operator ID:

Injection Vol: 1.00 ul

Y Scaling: Method Defined: Scale to the Nth Largest Peak: 10



FORM VII
PCBS CONTINUING CALIBRATION DATA

Lab Name: TestAmerica Valparaiso Job No.: 510-73338-1
 SDG No.: _____
 Lab Sample ID: CCV1500 510-91038/22 Calibration Date: 12/14/2011 15:00
 Instrument ID: SGCA Calib Start Date: 10/11/2011 13:25
 GC Column: 8082/608 ID: 0.53 (mm) Calib End Date: 10/11/2011 15:28
 Lab File ID: B5919.D Conc. Units: ug/L

ANALYTE	CURVE TYPE	AVE CF	CF	MIN CF	CALC AMOUNT	SPIKE AMOUNT	%D	MAX %D
PCB-1016 Peak 1	Qua2		38525		1590	1500	6.0	15.0
PCB-1016 Peak 2	Qua2		83562		1590	1500	6.2	15.0
PCB-1016 Peak 3	Qua2		67198		1590	1500	6.3	15.0
PCB-1016 Peak 4	Qua2		52628		1590	1500	6.2	15.0
PCB-1016 Peak 5	Qua2		33653		1610	1500	7.4	15.0
PCB-1260 Peak 1	Qua2		96113		1610	1500	7.1	15.0
PCB-1260 Peak 2	Qua2		145758		1610	1500	7.4	15.0
PCB-1260 Peak 3	Qua2		58829		1620	1500	8.2	15.0
PCB-1260 Peak 4	Qua2		153732		1640	1500	9.0	15.0
PCB-1260 Peak 5	Qua2		93772		1670	1500	11.6	15.0
Dibutylchloredate	Qua2		2174030		113	100	13.4	15.0
DCB Decachlorobiphenyl	Qua2		1590463		113	100	12.8	15.0

FORM VII
PCBS CONTINUING CALIBRATION RETENTION TIME SUMMARY

Lab Name: TestAmerica Valparaiso Job No.: 510-73338-1
 SDG No.: _____
 Lab Sample ID: CCV1500 510-91038/22 Calibration Date: 12/14/2011 15:00
 Instrument ID: SGCA Calib Start Date: 10/11/2011 13:25
 GC Column: 8082/608 ID: 0.53(mm) Calib End Date: 10/11/2011 15:28
 Lab File ID: B5919.D

Analyte	RT	RT WINDOW	
		TO	FROM
PCB-1016 Peak 1	3.15	3.05	3.25
PCB-1016 Peak 2	3.58	3.48	3.68
PCB-1016 Peak 3	4.36	4.26	4.46
PCB-1016 Peak 4	4.93	4.83	5.03
PCB-1016 Peak 5	5.49	5.39	5.59
PCB-1260 Peak 1	6.77	6.67	6.87
PCB-1260 Peak 2	7.26	7.16	7.36
PCB-1260 Peak 3	7.49	7.39	7.59
PCB-1260 Peak 4	7.80	7.70	7.90
PCB-1260 Peak 5	8.56	8.46	8.66
Dibutylchloroendate	9.57	9.47	9.67
DCB Decachlorobiphenyl	10.77	10.67	10.87

TestAmerica Laboratories
Target Compound Quantitation Report

Data File: \\valsvr08\ChromData\SGCA\20111214-6067.b\B5919.D
 Lims ID: ccv1500 Client ID:
 Inject. Date: 14-Dec-2011 15:00:03 Dil. Factor: 1.0000
 Sample Type: CCV
 Sample ID: ccv1500
 Misc. Info.:
 Operator: Instrument ID: SGCA
 Vol. Injected: 1.0000 ALS Bottle#: 25
 Lims Batch ID: 91038 Lims Sample ID: 22
 Sublist: chrom-PCBS*sub13
 Detector 1 : GC ECD1A
 Detector 2 : GC ECD2B
 Method: \\valsvr08\ChromData\SGCA\20111214-6067.b\PCBS.m
 Last Update: 14-Dec-2011 16:39:07 Calib Date: 11-Oct-2011 16:44:21
 Quant Method: External Standard Quant By: Initial Calibration
 Last ICal File: \\valsvr08\ChromData\SGCA\20111011-5714.b\B4816.D
 Limit Group: SGC - 1 - 8082 CAL
 Integrator: Falcon
 Process Host: VAL-SMS-LAB3

First Level Reviewer: iversc Date: 14-Dec-2011 16:39:07

Det	Sig	RT	EXP RT	DLT RT	Response	On-Col Amt ug/L	Ratio Range	Ratio	Flags
-----	-----	----	--------	--------	----------	-----------------	-------------	-------	-------

4 PCB-1016

1	1	3.154	3.154	0.000	57788107	1590.2		100.0	
1	2	3.580	3.580	0.000	125342268	1593.4	186.9- 246.9	216.9	
1	3	4.364	4.364	0.000	100797179	1594.8	143.8- 203.8	174.4	
1	4	4.934	4.934	0.000	78942050	1593.0	106.7- 166.7	136.6	
1	5	5.487	5.487	0.000	50478911	1610.3	55.8- 115.8	87.4	
Average of Peak Amounts =						1596.3			
2	6	3.696	3.696	0.000	32105081	1344.7		100.0	
2	7	4.269	4.269	0.000	70781571	1355.7	189.6- 249.6	220.5	
2	8	5.153	5.153	0.000	54898208	1351.4	138.6- 198.6	171.0	
2	9	5.584	5.584	0.000	26240328	1408.9	49.7- 109.7	81.7	
2	10	5.876	5.876	0.000	45359344	1387.0	108.1- 168.1	141.3	
Average of Peak Amounts =						1369.6			

RPD = 15.29

11 PCB-1260

1	1	6.767	6.767	0.000	144168870	1606.7		100.0	
1	2	7.256	7.256	0.000	218637639	1611.7	119.7- 179.7	151.7	
1	3	7.492	7.492	0.000	88243987	1623.2	29.6- 89.6	61.2	
1	4	7.802	7.802	0.000	230598286	1635.7	126.4- 186.4	160.0	
1	5	8.559	8.559	0.000	140658676	1673.3	64.1- 124.1	97.6	
Average of Peak Amounts =						1630.1			
2	6	7.834	7.834	0.000	46232426	1464.5		100.0	
2	7	8.204	8.204	0.000	89598476	1444.2	163.4- 223.4	193.8	
2	8	8.634	8.634	0.000	109029414	1440.8	201.9- 261.9	235.8	
2	9	9.353	9.353	0.000	84969368	1509.8	146.4- 206.4	183.8	
2	10	9.744	9.744	0.000	88981992	1488.9	153.8- 213.8	192.5	
Average of Peak Amounts =						1469.6			

RPD = 10.35

Det	Sig	RT	EXP RT	DLT RT	Response	On-Col Amt ug/L	Ratio Range	Ratio	Flags
-----	-----	----	--------	--------	----------	-----------------	-------------	-------	-------

\$ 3 Dibutylchlorendate

1	1	9.566	9.566	0.000	217403012	113.4			
2	2	10.258	10.258	0.000	85125777	100.9			
							RPD = 11.68		

\$ 2 DCB Decachlorobiphenyl

1	1	10.769	10.769	0.000	159046315	112.8			
2	2	11.579	11.579	0.000	101027859	106.0			
							RPD = 6.27		

Report Date: 14-Dec-2011 16:39:07

Chrom Revision: 1.2 13-Jul-2011 10:43:06

Data File: \\valsvr08\ChromData\SGCA\20111214-6067.b\B5919.D

Injection Date: 14-Dec-2011 15:00:03

Limit Group: SGC - 1 - 8082 CAL

Client ID:

Instrument ID: SGCA

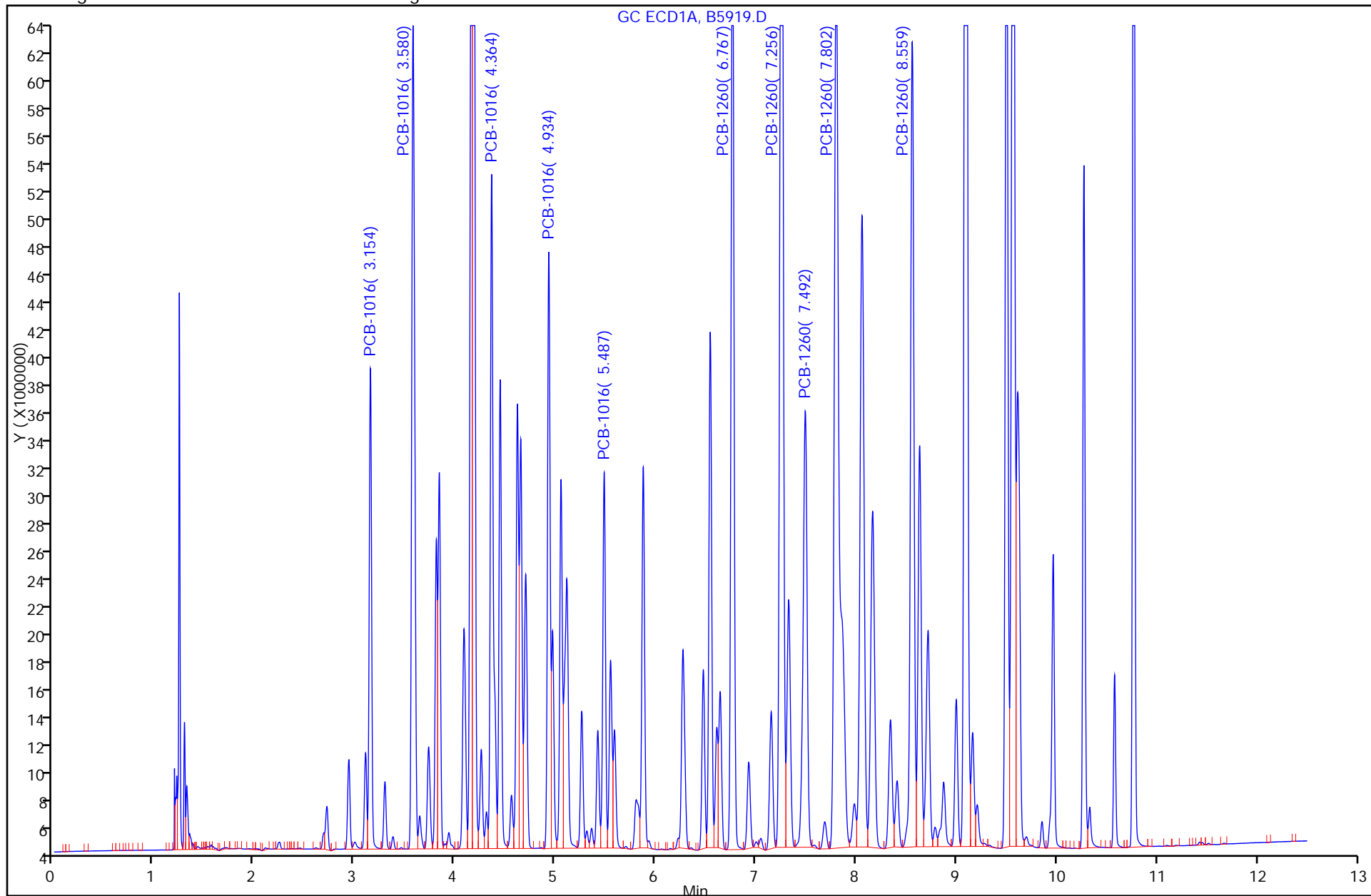
Lims Batch ID: 91038

Lims Sample ID: 22

Operator ID:

Injection Vol: 1.00 ul

Y Scaling: Method Defined: Scale to the Nth Largest Peak: 10



FORM VII
PCBS CONTINUING CALIBRATION DATA

Lab Name: TestAmerica Valparaiso Job No.: 510-73338-1
 SDG No.: _____
 Lab Sample ID: CCV1000 510-91098/12 Calibration Date: 12/15/2011 11:58
 Instrument ID: SGCA Calib Start Date: 10/11/2011 13:25
 GC Column: 8082/608 ID: 0.53 (mm) Calib End Date: 10/11/2011 15:28
 Lab File ID: B5956.D Conc. Units: ug/L

ANALYTE	CURVE TYPE	AVE CF	CF	MIN CF	CALC AMOUNT	SPIKE AMOUNT	%D	MAX %D
PCB-1016 Peak 1	Qua2		39770		1080	1000	7.6	15.0
PCB-1016 Peak 2	Qua2		85766		1070	1000	6.6	15.0
PCB-1016 Peak 3	Qua2		68792		1080	1000	7.9	15.0
PCB-1016 Peak 4	Qua2		53859		1080	1000	7.5	15.0
PCB-1016 Peak 5	Qua2		34636		1090	1000	8.9	15.0
PCB-1260 Peak 1	Qua2		97672		1080	1000	7.6	15.0
PCB-1260 Peak 2	Qua2		147515		1080	1000	7.8	15.0
PCB-1260 Peak 3	Qua2		59690		1100	1000	10.2	15.0
PCB-1260 Peak 4	Qua2		155461		1100	1000	10.2	15.0
PCB-1260 Peak 5	Qua2		95313		1130	1000	13.3	15.0
Dibutylchlorendate	Qua2		1956160		104	100	3.9	15.0
DCB Decachlorobiphenyl	Qua2		1617654		115	100	14.8	15.0

FORM VII
PCBS CONTINUING CALIBRATION RETENTION TIME SUMMARY

Lab Name: TestAmerica Valparaiso Job No.: 510-73338-1
 SDG No.: _____
 Lab Sample ID: CCV1000 510-91098/12 Calibration Date: 12/15/2011 11:58
 Instrument ID: SGCA Calib Start Date: 10/11/2011 13:25
 GC Column: 8082/608 ID: 0.53(mm) Calib End Date: 10/11/2011 15:28
 Lab File ID: B5956.D

Analyte	RT	RT WINDOW	
		TO	FROM
PCB-1016 Peak 1	3.16	3.06	3.26
PCB-1016 Peak 2	3.58	3.48	3.68
PCB-1016 Peak 3	4.37	4.27	4.47
PCB-1016 Peak 4	4.94	4.84	5.04
PCB-1016 Peak 5	5.49	5.39	5.59
PCB-1260 Peak 1	6.77	6.67	6.87
PCB-1260 Peak 2	7.26	7.16	7.36
PCB-1260 Peak 3	7.50	7.40	7.60
PCB-1260 Peak 4	7.80	7.70	7.90
PCB-1260 Peak 5	8.56	8.46	8.66
Dibutylchloroendate	9.57	9.47	9.67
DCB Decachlorobiphenyl	10.77	10.67	10.87

TestAmerica Laboratories
Target Compound Quantitation Report

Data File: \\valsvr08\ChromData\SGCA\20111215-6072.b\B5956.D

Lims ID: ccv1000 Client ID:
Inject. Date: 15-Dec-2011 11:58:08 Dil. Factor: 1.0000
Sample Type: CCV
Sample ID: ccv1000

Misc. Info.:
Operator: Instrument ID: SGCA
Vol. Injected: 1.0000 ALS Bottle#: 24
Lims Batch ID: 91098 Lims Sample ID: 12
Sublist: chrom-PCBS*sub13
Detector 1 : GC ECD1A
Detector 2 : GC ECD2B

Method: \\valsvr08\ChromData\SGCA\20111215-6072.b\PCBS.m
Last Update: 15-Dec-2011 12:13:48 Calib Date: 11-Oct-2011 16:44:21
Quant Method: External Standard Quant By: Initial Calibration
Last ICal File: \\valsvr08\ChromData\SGCA\20111011-5714.b\B4816.D
Limit Group: SGC - 1 - 8082 CAL
Integrator: Falcon
Process Host: VAL-SMS-LAB3

First Level Reviewer: iversc Date: 15-Dec-2011 12:13:48

Det	Sig	RT	EXP RT	DLT RT	Response	On-Col Amt ug/L	Ratio Range	Ratio	Flags
4 PCB-1016									M
1	1	3.157	3.157	0.000	39769845	1076.4		100.0	
1	2	3.582	3.582	0.000	85765645	1066.3	186.9- 246.9	215.7	
1	3	4.365	4.365	0.000	68791810	1078.5	143.8- 203.8	173.0	
1	4	4.936	4.936	0.000	53859482	1075.0	106.7- 166.7	135.4	
1	5	5.488	5.488	0.000	34635655	1089.2	55.8- 115.8	87.1	
Average of Peak Amounts =						1077.1			
2	6	3.698	3.698	0.000	22200886	903.3		100.0	
2	7	4.270	4.270	0.000	48650442	905.7	189.6- 249.6	219.1	
2	8	5.154	5.154	0.000	35705914	842.7	138.6- 198.6	160.8	
2	9	5.586	5.586	0.000	17697871	918.9	49.7- 109.7	79.7	M
2	10	5.878	5.878	0.000	31230622	930.6	108.1- 168.1	140.7	M
Average of Peak Amounts =						900.2			
						RPD = 17.89			
11 PCB-1260									M
1	1	6.768	6.768	0.000	97671942	1075.7		100.0	
1	2	7.258	7.258	0.000	147514647	1077.8	119.7- 179.7	151.0	
1	3	7.495	7.495	0.000	59689983	1102.1	29.6- 89.6	61.1	
1	4	7.803	7.803	0.000	155460540	1102.4	126.4- 186.4	159.2	
1	5	8.562	8.562	0.000	95312661	1132.5	64.1- 124.1	97.6	
Average of Peak Amounts =						1098.1			
2	6	7.836	7.836	0.000	33763451	1063.2		100.0	M
2	7	8.205	8.205	0.000	57574179	907.9	163.4- 223.4	170.5	
2	8	8.635	8.635	0.000	74255598	953.8	201.9- 261.9	219.9	
2	9	9.354	9.354	0.000	54435631	953.5	146.4- 206.4	161.2	
2	10	9.745	9.745	0.000	61124559	996.5	153.8- 213.8	181.0	
Average of Peak Amounts =						975.0			
						RPD = 11.88			

Det	Sig	RT	EXP RT	DLT RT	Response	On-Col Amt ug/L	Ratio Range	Ratio	Flags
-----	-----	----	--------	--------	----------	-----------------	-------------	-------	-------

\$ 3 Dibutylchlorendate

1	1	9.570	9.570	0.000	195616002	103.9			
2	2	10.259	10.259	0.000	86630139	102.8			
							RPD = 1.06		

\$ 2 DCB Decachlorobiphenyl

1	1	10.769	10.769	0.000	161765392	114.8			
2	2	11.580	11.580	0.000	104832277	110.1			
							RPD = 4.12		

QC Flag Legend

Review Flags

M - Manually Integrated

Report Date: 15-Dec-2011 12:13:49

Chrom Revision: 1.2 13-Jul-2011 10:43:06

Data File: \\valsvr08\ChromData\SGCA\20111215-6072.b\B5956.D

Injection Date: 15-Dec-2011 11:58:08

Limit Group: SGC - 1 - 8082 CAL

Client ID:

Instrument ID: SGCA

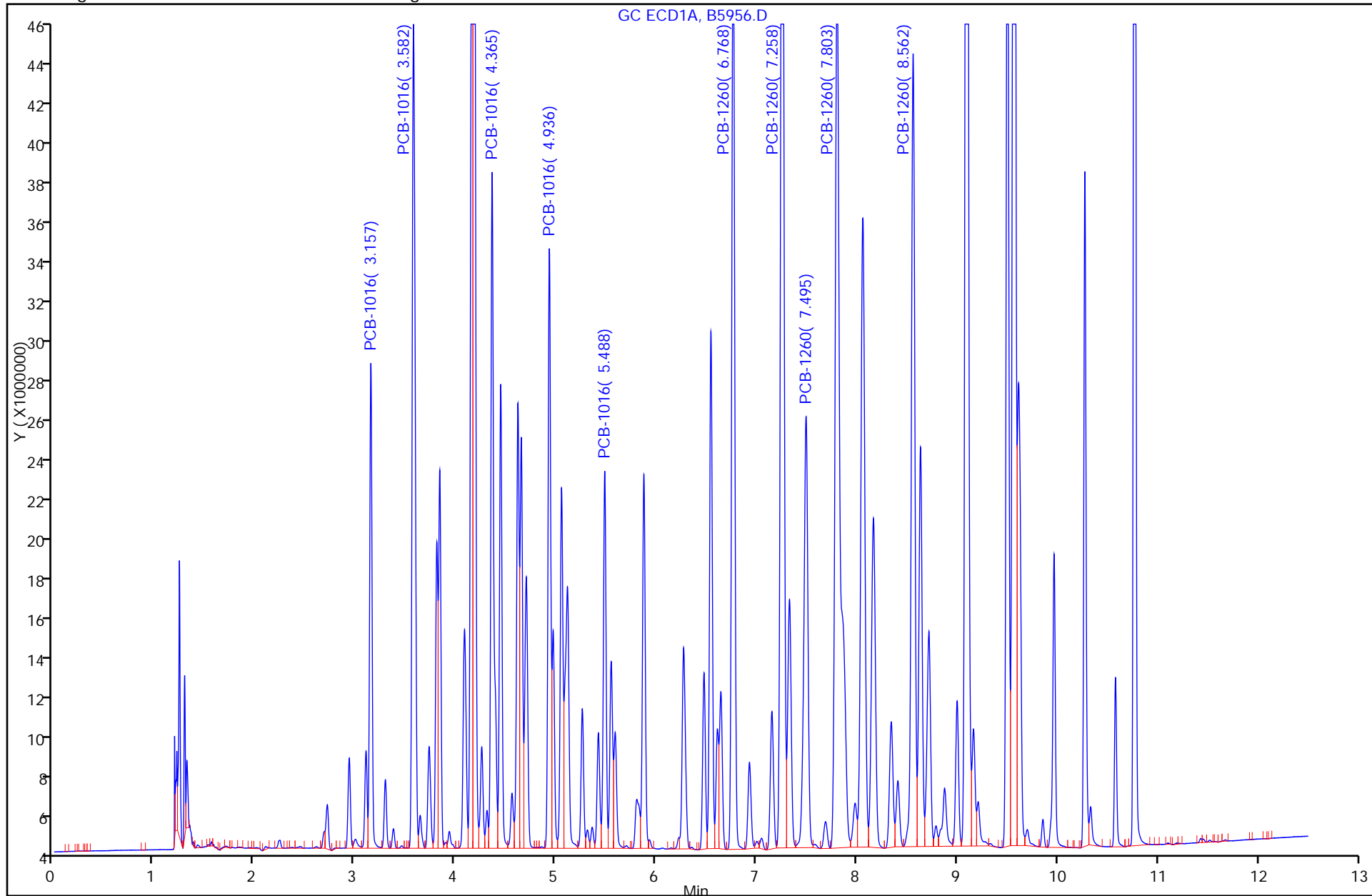
Lims Batch ID: 91098

Lims Sample ID: 12

Operator ID:

Injection Vol: 1.00 ul

Y Scaling: Method Defined: Scale to the Nth Largest Peak: 10



FORM VII
PCBS CONTINUING CALIBRATION DATA

Lab Name: TestAmerica Valparaiso Job No.: 510-73338-1
 SDG No.: _____
 Lab Sample ID: CCV1500 510-91098/20 Calibration Date: 12/15/2011 14:06
 Instrument ID: SGCA Calib Start Date: 10/11/2011 13:25
 GC Column: 8082/608 ID: 0.53 (mm) Calib End Date: 10/11/2011 15:28
 Lab File ID: B5964.D Conc. Units: ug/L

ANALYTE	CURVE TYPE	AVE CF	CF	MIN CF	CALC AMOUNT	SPIKE AMOUNT	%D	MAX %D
PCB-1016 Peak 1	Qua2		37856		1560	1500	4.1	15.0
PCB-1016 Peak 2	Qua2		81102		1540	1500	2.9	15.0
PCB-1016 Peak 3	Qua2		65470		1550	1500	3.5	15.0
PCB-1016 Peak 4	Qua2		51234		1550	1500	3.3	15.0
PCB-1016 Peak 5	Qua2		32975		1580	1500	5.1	15.0
PCB-1260 Peak 1	Qua2		93138		1560	1500	3.7	15.0
PCB-1260 Peak 2	Qua2		141415		1560	1500	4.2	15.0
PCB-1260 Peak 3	Qua2		57871		1600	1500	6.5	15.0
PCB-1260 Peak 4	Qua2		149295		1590	1500	5.9	15.0
PCB-1260 Peak 5	Qua2		91248		1630	1500	8.5	15.0
Dibutylchlorendate	Qua2		2116443		111	100	10.9	15.0
DCB Decachlorobiphenyl	Qua2		1561851		111	100	10.7	15.0

FORM VII
PCBS CONTINUING CALIBRATION RETENTION TIME SUMMARY

Lab Name: TestAmerica Valparaiso Job No.: 510-73338-1
 SDG No.: _____
 Lab Sample ID: CCV1500 510-91098/20 Calibration Date: 12/15/2011 14:06
 Instrument ID: SGCA Calib Start Date: 10/11/2011 13:25
 GC Column: 8082/608 ID: 0.53(mm) Calib End Date: 10/11/2011 15:28
 Lab File ID: B5964.D

Analyte	RT	RT WINDOW	
		TO	FROM
PCB-1016 Peak 1	3.16	3.06	3.26
PCB-1016 Peak 2	3.58	3.48	3.68
PCB-1016 Peak 3	4.37	4.27	4.47
PCB-1016 Peak 4	4.94	4.84	5.04
PCB-1016 Peak 5	5.49	5.39	5.59
PCB-1260 Peak 1	6.77	6.67	6.87
PCB-1260 Peak 2	7.26	7.16	7.36
PCB-1260 Peak 3	7.50	7.40	7.60
PCB-1260 Peak 4	7.81	7.71	7.91
PCB-1260 Peak 5	8.56	8.46	8.66
Dibutylchloroendate	9.57	9.47	9.67
DCB Decachlorobiphenyl	10.77	10.67	10.87

TestAmerica Laboratories
Target Compound Quantitation Report

Data File: \\valsvr08\ChromData\SGCA\20111215-6072.b\B5964.D
 Lims ID: ccv1500 Client ID:
 Inject. Date: 15-Dec-2011 14:06:11 Dil. Factor: 1.0000
 Sample Type: CCV
 Sample ID: CCV1500
 Misc. Info.:
 Operator: Instrument ID: SGCA
 Vol. Injected: 1.0000 ALS Bottle#: 25
 Lims Batch ID: 91098 Lims Sample ID: 20
 Sublist: chrom-PCBS*sub13
 Detector 1 : GC ECD1A
 Detector 2 : GC ECD2B
 Method: \\valsvr08\ChromData\SGCA\20111215-6072.b\PCBS.m
 Last Update: 15-Dec-2011 14:20:10 Calib Date: 11-Oct-2011 16:44:21
 Quant Method: External Standard Quant By: Initial Calibration
 Last ICal File: \\valsvr08\ChromData\SGCA\20111011-5714.b\B4816.D
 Limit Group: SGC - 1 - 8082 CAL
 Integrator: Falcon
 Process Host: VAL-SMS-LAB3

First Level Reviewer: iversc Date: 15-Dec-2011 14:20:10

Det	Sig	RT	EXP RT	DLT RT	Response	On-Col Amt ug/L	Ratio Range	Ratio	Flags
-----	-----	----	--------	--------	----------	-----------------	-------------	-------	-------

4 PCB-1016

1	1	3.159	3.159	0.000	56784666	1561.2		100.0	
1	2	3.583	3.583	0.000	121652869	1543.3	186.9- 246.9	214.2	
1	3	4.367	4.367	0.000	98205537	1552.7	143.8- 203.8	172.9	
1	4	4.937	4.937	0.000	76851261	1549.4	106.7- 166.7	135.3	
1	5	5.490	5.490	0.000	49463162	1576.5	55.8- 115.8	87.1	
Average of Peak Amounts =						1556.6			
2	6	3.698	3.698	0.000	30919793	1290.5		100.0	
2	7	4.272	4.272	0.000	68087688	1299.6	189.6- 249.6	220.2	
2	8	5.156	5.156	0.000	52232472	1278.0	138.6- 198.6	168.9	
2	9	5.587	5.587	0.000	24444904	1303.1	49.7- 109.7	79.1	
2	10	5.879	5.879	0.000	42965447	1308.0	108.1- 168.1	139.0	
Average of Peak Amounts =						1295.9			

RPD = 18.28

11 PCB-1260

1	1	6.769	6.769	0.000	139707496	1555.3		100.0	
1	2	7.259	7.259	0.000	212122793	1562.4	119.7- 179.7	151.8	
1	3	7.497	7.497	0.000	86806087	1597.1	29.6- 89.6	62.1	
1	4	7.805	7.805	0.000	223941800	1588.5	126.4- 186.4	160.3	
1	5	8.564	8.564	0.000	136871581	1628.2	64.1- 124.1	98.0	
Average of Peak Amounts =						1586.3			
2	6	7.839	7.839	0.000	43234121	1367.7		100.0	
2	7	8.206	8.206	0.000	85606484	1376.2	163.4- 223.4	198.0	
2	8	8.637	8.637	0.000	104534967	1376.3	201.9- 261.9	241.8	
2	9	9.356	9.356	0.000	82167290	1458.2	146.4- 206.4	190.1	
2	10	9.746	9.746	0.000	86677129	1447.2	153.8- 213.8	200.5	
Average of Peak Amounts =						1405.1			

RPD = 12.11

Det	Sig	RT	EXP RT	DLT RT	Response	On-Col Amt ug/L	Ratio Range	Ratio	Flags
-----	-----	----	--------	--------	----------	-----------------	-------------	-------	-------

\$ 3 Dibutylchlorendate

1	1	9.568	9.568	0.000	211644308	110.9			
2	2	10.260	10.260	0.000	84115950	99.6			
							RPD = 10.74		

\$ 2 DCB Decachlorobiphenyl

1	1	10.771	10.771	0.000	156185051	110.7			
2	2	11.582	11.582	0.000	99293197	104.1			
							RPD = 6.23		

Report Date: 15-Dec-2011 14:20:10

Chrom Revision: 1.2 13-Jul-2011 10:43:06

Data File: \\valsvr08\ChromData\SGCA\20111215-6072.b\B5964.D

Injection Date: 15-Dec-2011 14:06:11

Limit Group: SGC - 1 - 8082 CAL

Client ID:

Instrument ID: SGCA

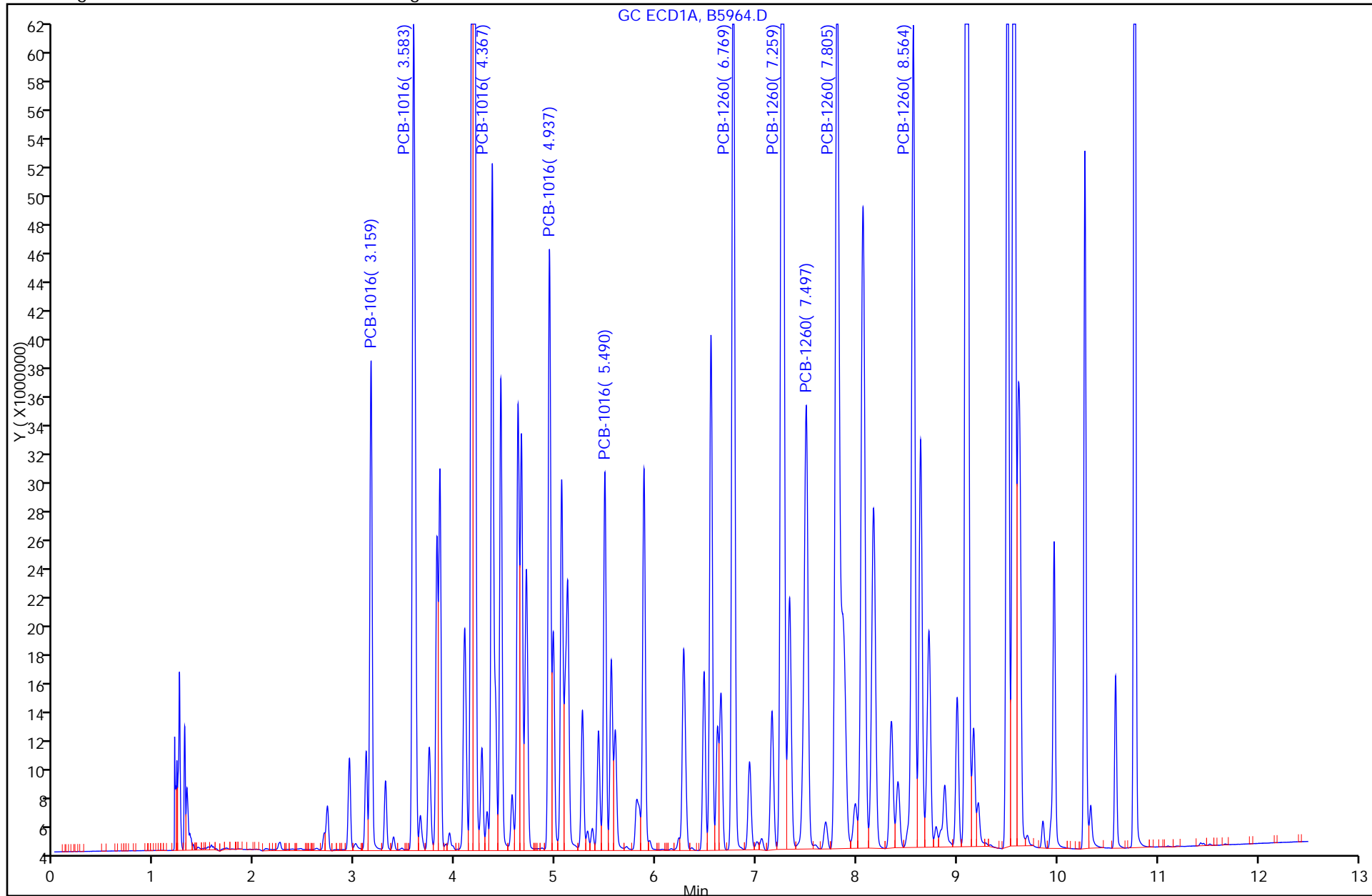
Lims Batch ID: 91098

Lims Sample ID: 20

Operator ID:

Injection Vol: 1.00 ul

Y Scaling: Method Defined: Scale to the Nth Largest Peak: 10



FORM VII
PCBS CONTINUING CALIBRATION DATA

Lab Name: TestAmerica Valparaiso Job No.: 510-73338-1
 SDG No.: _____
 Lab Sample ID: ICV 510-91178/15 Calibration Date: 12/16/2011 13:56
 Instrument ID: SGCA Calib Start Date: 12/16/2011 10:18
 GC Column: 8082/608 ID: 0.53 (mm) Calib End Date: 12/16/2011 12:21
 Lab File ID: B6005.D Conc. Units: ug/L

ANALYTE	CURVE TYPE	AVE CF	CF	MIN CF	CALC AMOUNT	SPIKE AMOUNT	%D	MAX %D
PCB-1016 Peak 1	Qua2		41493		909	1000	-9.1	15.0
PCB-1016 Peak 2	Qua2		93129		960	1000	-4.1	15.0
PCB-1016 Peak 3	Qua2		75560		992	1000	-0.9	15.0
PCB-1016 Peak 4	Qua2		57549		974	1000	-2.7	15.0
PCB-1016 Peak 5	Qua2		36040		957	1000	-4.3	15.0
PCB-1260 Peak 1	Qua2		100353		951	1000	-5.0	15.0
PCB-1260 Peak 2	Qua2		153739		977	1000	-2.4	15.0
PCB-1260 Peak 3	Qua2		60253		971	1000	-3.0	15.0
PCB-1260 Peak 4	Qua2		166685		1020	1000	2.2	15.0
PCB-1260 Peak 5	Qua2		83285		848	1000	-15.3*	15.0
Dibutylchloredate	Qua2		1781695		86.8	100	-13.2	15.0
DCB Decachlorobiphenyl	Qua2		1395096		89.6	100	-10.4	15.0

FORM VII
PCBS CONTINUING CALIBRATION RETENTION TIME SUMMARY

Lab Name: TestAmerica Valparaiso Job No.: 510-73338-1
 SDG No.: _____
 Lab Sample ID: ICV 510-91178/15 Calibration Date: 12/16/2011 13:56
 Instrument ID: SGCA Calib Start Date: 12/16/2011 10:18
 GC Column: 8082/608 ID: 0.53(mm) Calib End Date: 12/16/2011 12:21
 Lab File ID: B6005.D

Analyte	RT	RT WINDOW	
		TO	FROM
PCB-1016 Peak 1	3.16	3.06	3.26
PCB-1016 Peak 2	3.58	3.48	3.68
PCB-1016 Peak 3	4.37	4.27	4.47
PCB-1016 Peak 4	4.94	4.84	5.04
PCB-1016 Peak 5	5.49	5.39	5.59
PCB-1260 Peak 1	6.77	6.67	6.87
PCB-1260 Peak 2	7.26	7.16	7.36
PCB-1260 Peak 3	7.50	7.40	7.60
PCB-1260 Peak 4	7.81	7.71	7.91
PCB-1260 Peak 5	8.56	8.46	8.66
Dibutylchloroendate	9.57	9.47	9.67
DCB Decachlorobiphenyl	10.77	10.67	10.87

TestAmerica Laboratories
Target Compound Quantitation Report

Data File: \\valsvr08\ChromData\SGCA\20111216-6084.b\B6005.D
 Lims ID: icv1000 Client ID:
 Inject. Date: 16-Dec-2011 13:56:56 Dil. Factor: 1.0000
 Sample Type: ICV
 Sample ID: icv1000
 Misc. Info.:
 Operator: Instrument ID: SGCA
 Vol. Injected: 1.0000 ALS Bottle#: 15
 Lims Batch ID: 91178 Lims Sample ID: 15
 Sublist:
 Detector 1 : GC ECD1A
 Detector 2 : GC ECD2B
 Method: \\valsvr08\ChromData\SGCA\20111216-6084.b\PCBS.m
 Last Update: 16-Dec-2011 14:30:07 Calib Date: 16-Dec-2011 13:41:18
 Quant Method: External Standard Quant By: Initial Calibration
 Last ICal File: \\valsvr08\ChromData\SGCA\20111216-6084.b\B6004.D
 Limit Group: SGC - 1 - 8082 CAL
 Integrator: Falcon
 Process Host: VAL-SMS-LAB3

First Level Reviewer: iversc Date: 16-Dec-2011 14:30:07

Det	Sig	RT	EXP RT	DLT RT	Response	On-Col Amt ug/L	Ratio Range	Ratio	Flags
-----	-----	----	--------	--------	----------	-----------------	-------------	-------	-------

4 PCB-1016

1	1	3.155	3.155	0.000	41525946	909.3		100.0	
1	2	3.581	3.581	0.000	93203806	960.1	184.3- 244.3	224.4	
1	3	4.366	4.366	0.000	75620013	991.7	142.9- 202.9	182.1	
1	4	4.937	4.937	0.000	57594961	973.8	104.8- 164.8	138.7	
1	5	5.490	5.490	0.000	36068560	957.3	54.6- 114.6	86.9	
Average of Peak Amounts =						958.4			
2	6	3.697	3.697	0.000	21863640	914.1		100.0	
2	7	4.271	4.271	0.000	50236577	964.1	190.3- 250.3	229.8	
2	8	5.156	5.156	0.000	38223927	944.5	137.1- 197.1	174.8	
2	9	5.589	5.589	0.000	17752110	945.3	46.2- 106.2	81.2	
2	10	5.880	5.880	0.000	30630786	938.1	105.7- 165.7	140.1	
Average of Peak Amounts =						941.2			

RPD = 1.81

11 PCB-1260

1	1	6.771	6.771	0.000	100432823	951.2		100.0	
1	2	7.259	7.259	0.000	153861681	977.2	119.7- 179.7	153.2	
1	3	7.499	7.499	0.000	60301295	970.6	29.5- 89.5	60.0	
1	4	7.807	7.807	0.000	166818592	1023.0	125.1- 185.1	166.1	
1	5	8.564	8.564	0.000	83351587	847.9	63.3- 123.3	83.0	
Average of Peak Amounts =						954.0			
2	6	7.843	7.843	0.000	27930084	891.8		100.0	
2	7	8.211	8.211	0.000	58568245	941.9	169.1- 229.1	209.7	
2	8	8.639	8.639	0.000	72059311	941.8	216.2- 276.2	258.0	
2	9	9.359	9.359	0.000	46285315	821.8	152.9- 212.9	165.7	
2	10	9.749	9.749	0.000	52646575	870.2	164.1- 224.1	188.5	
Average of Peak Amounts =						893.5			

RPD = 6.55

Det	Sig	RT	EXP RT	DLT RT	Response	On-Col Amt ug/L	Ratio Range	Ratio	Flags
-----	-----	----	--------	--------	----------	-----------------	-------------	-------	-------

\$ 3 Dibutylchlorendate

1	1	9.572	9.572	0.000	178169481	86.8			
2	2	10.263	10.263	0.000	64431272	85.7			
							RPD = 1.26		

\$ 2 DCB Decachlorobiphenyl

1	1	10.772	10.772	0.000	139509575	89.6			
2	2	11.583	11.583	0.000	85667661	89.1			
							RPD = 0.48		

Report Date: 16-Dec-2011 14:30:07

Chrom Revision: 1.2 13-Jul-2011 10:43:06

Data File: \\valsvr08\ChromData\SGCA\20111216-6084.b\B6005.D

Injection Date: 16-Dec-2011 13:56:56

Limit Group: SGC - 1 - 8082 CAL

Client ID:

Instrument ID: SGCA

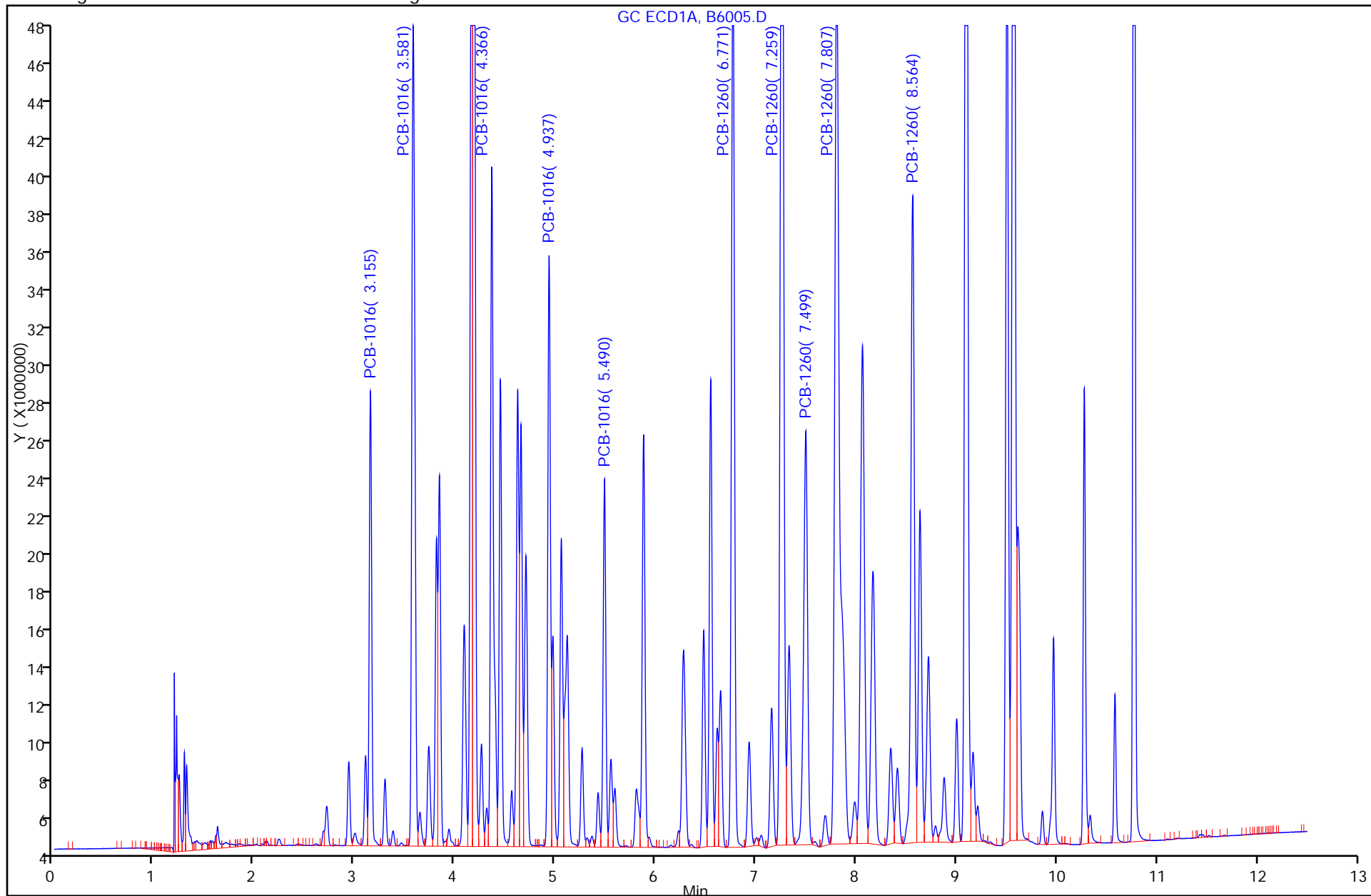
Lims Batch ID: 91178

Lims Sample ID: 15

Operator ID:

Injection Vol: 1.00 ul

Y Scaling: Method Defined: Scale to the Nth Largest Peak: 10



FORM VII
PCBS CONTINUING CALIBRATION DATA

Lab Name: TestAmerica Valparaiso Job No.: 510-73338-1
 SDG No.: _____
 Lab Sample ID: CCV1500 510-91178/16 Calibration Date: 12/16/2011 14:12
 Instrument ID: SGCA Calib Start Date: 12/16/2011 10:18
 GC Column: 8082/608 ID: 0.53 (mm) Calib End Date: 12/16/2011 12:21
 Lab File ID: B6006.D Conc. Units: ug/L

ANALYTE	CURVE TYPE	AVE CF	CF	MIN CF	CALC AMOUNT	SPIKE AMOUNT	%D	MAX %D
PCB-1016 Peak 1	Qua2		41402		1400	1500	-6.6	15.0
PCB-1016 Peak 2	Qua2		88545		1410	1500	-6.2	15.0
PCB-1016 Peak 3	Qua2		72446		1440	1500	-3.7	15.0
PCB-1016 Peak 4	Qua2		56049		1440	1500	-3.9	15.0
PCB-1016 Peak 5	Qua2		35483		1440	1500	-4.0	15.0
PCB-1260 Peak 1	Qua2		97329		1400	1500	-6.3	15.0
PCB-1260 Peak 2	Qua2		148499		1430	1500	-4.8	15.0
PCB-1260 Peak 3	Qua2		60189		1450	1500	-3.1	15.0
PCB-1260 Peak 4	Qua2		153941		1420	1500	-5.1	15.0
PCB-1260 Peak 5	Qua2		91659		1420	1500	-5.5	15.0
Dibutylchloredate	Qua2		2044921		97.2	100	-2.8	15.0
DCB Decachlorobiphenyl	Qua2		1382206		88.7	100	-11.3	15.0

FORM VII
PCBS CONTINUING CALIBRATION RETENTION TIME SUMMARY

Lab Name: TestAmerica Valparaiso Job No.: 510-73338-1
 SDG No.: _____
 Lab Sample ID: CCV1500 510-91178/16 Calibration Date: 12/16/2011 14:12
 Instrument ID: SGCA Calib Start Date: 12/16/2011 10:18
 GC Column: 8082/608 ID: 0.53(mm) Calib End Date: 12/16/2011 12:21
 Lab File ID: B6006.D

Analyte	RT	RT WINDOW	
		TO	FROM
PCB-1016 Peak 1	3.15	3.05	3.25
PCB-1016 Peak 2	3.58	3.48	3.68
PCB-1016 Peak 3	4.36	4.26	4.46
PCB-1016 Peak 4	4.94	4.84	5.04
PCB-1016 Peak 5	5.49	5.39	5.59
PCB-1260 Peak 1	6.77	6.67	6.87
PCB-1260 Peak 2	7.26	7.16	7.36
PCB-1260 Peak 3	7.49	7.39	7.59
PCB-1260 Peak 4	7.81	7.71	7.91
PCB-1260 Peak 5	8.56	8.46	8.66
Dibutylchloroendate	9.57	9.47	9.67
DCB Decachlorobiphenyl	10.77	10.67	10.87

TestAmerica Laboratories
Target Compound Quantitation Report

Data File: \\valsvr08\ChromData\SGCA\20111216-6084.b\B6006.D
 Lims ID: ccv1500 Client ID:
 Inject. Date: 16-Dec-2011 14:12:23 Dil. Factor: 1.0000
 Sample Type: CCV
 Sample ID: ccv1500
 Misc. Info.:
 Operator: Instrument ID: SGCA
 Vol. Injected: 1.0000 ALS Bottle#: 25
 Lims Batch ID: 91178 Lims Sample ID: 16
 Sublist: chrom-PCBS*sub13
 Detector 1 : GC ECD1A
 Detector 2 : GC ECD2B
 Method: \\valsvr08\ChromData\SGCA\20111216-6084.b\PCBS.m
 Last Update: 16-Dec-2011 14:30:30 Calib Date: 16-Dec-2011 13:41:18
 Quant Method: External Standard Quant By: Initial Calibration
 Last ICal File: \\valsvr08\ChromData\SGCA\20111216-6084.b\B6004.D
 Limit Group: SGC - 1 - 8082 CAL
 Integrator: Falcon
 Process Host: VAL-SMS-LAB3

First Level Reviewer: iversc Date: 16-Dec-2011 14:30:30

Det	Sig	RT	EXP RT	DLT RT	Response	On-Col Amt ug/L	Ratio Range	Ratio	Flags
-----	-----	----	--------	--------	----------	-----------------	-------------	-------	-------

4 PCB-1016

1	1	3.153	3.153	0.000	62103108	1401.3		100.0	
1	2	3.579	3.579	0.000	132817344	1407.1	184.3- 244.3	213.9	
1	3	4.364	4.364	0.000	108669648	1444.5	142.9- 202.9	175.0	
1	4	4.935	4.935	0.000	84072976	1442.1	104.8- 164.8	135.4	
1	5	5.488	5.488	0.000	53225200	1439.3	54.6- 114.6	85.7	
Average of Peak Amounts =						1426.9			
2	6	3.695	3.695	0.000	32185777	1391.7		100.0	
2	7	4.269	4.269	0.000	71087110	1409.9	190.3- 250.3	220.9	
2	8	5.155	5.155	0.000	56026684	1434.9	137.1- 197.1	174.1	
2	9	5.588	5.588	0.000	25981625	1430.3	46.2- 106.2	80.7	
2	10	5.880	5.880	0.000	45657267	1444.9	105.7- 165.7	141.9	
Average of Peak Amounts =						1422.3			

RPD = 0.32

11 PCB-1260

1	1	6.768	6.768	0.000	145994012	1404.8		100.0	
1	2	7.257	7.257	0.000	222748357	1427.8	119.7- 179.7	152.6	
1	3	7.494	7.494	0.000	90283933	1452.8	29.5- 89.5	61.8	
1	4	7.805	7.805	0.000	230911557	1423.9	125.1- 185.1	158.2	
1	5	8.562	8.562	0.000	137488058	1416.9	63.3- 123.3	94.2	
Average of Peak Amounts =						1425.2			
2	6	7.841	7.841	0.000	45253350	1478.8		100.0	
2	7	8.209	8.209	0.000	87098305	1439.7	169.1- 229.1	192.5	
2	8	8.639	8.639	0.000	105773639	1424.5	216.2- 276.2	233.7	
2	9	9.358	9.358	0.000	80384658	1458.3	152.9- 212.9	177.6	
2	10	9.748	9.748	0.000	83136568	1418.5	164.1- 224.1	183.7	
Average of Peak Amounts =						1443.9			

RPD = 1.30

Det	Sig	RT	EXP RT	DLT RT	Response	On-Col Amt ug/L	Ratio Range	Ratio	Flags
-----	-----	----	--------	--------	----------	-----------------	-------------	-------	-------

\$ 3 Dibutylchlorendate

1	1	9.570	9.570	0.000	204492056	97.2			
2	2	10.261	10.261	0.000	65882073	87.5			
							RPD = 10.45		

\$ 2 DCB Decachlorobiphenyl

1	1	10.771	10.771	0.000	138220640	88.7			
2	2	11.582	11.582	0.000	84573998	88.0			
							RPD = 0.82		

Report Date: 16-Dec-2011 14:30:30

Chrom Revision: 1.2 13-Jul-2011 10:43:06

Data File: \\valsvr08\ChromData\SGCA\20111216-6084.b\B6006.D

Injection Date: 16-Dec-2011 14:12:23

Limit Group: SGC - 1 - 8082 CAL

Client ID:

Instrument ID: SGCA

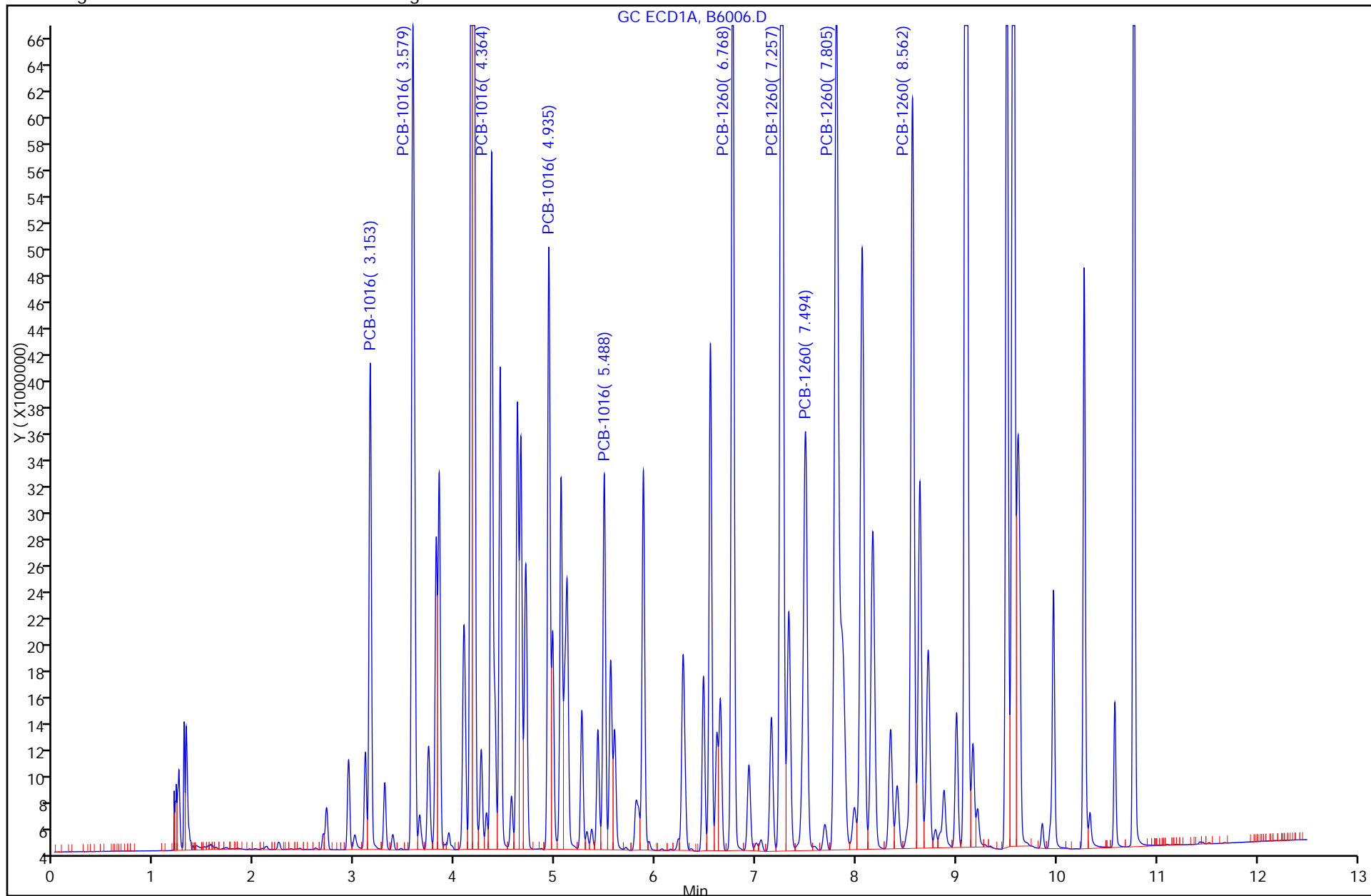
Lims Batch ID: 91178

Lims Sample ID: 16

Operator ID:

Injection Vol: 1.00 ul

Y Scaling: Method Defined: Scale to the Nth Largest Peak: 10



FORM VII
PCBS CONTINUING CALIBRATION DATA

Lab Name: TestAmerica Valparaiso Job No.: 510-73338-1
 SDG No.: _____
 Lab Sample ID: CCV1000 510-91178/29 Calibration Date: 12/16/2011 17:44
 Instrument ID: SGCA Calib Start Date: 12/16/2011 10:18
 GC Column: 8082/608 ID: 0.53 (mm) Calib End Date: 12/16/2011 12:21
 Lab File ID: B6019.D Conc. Units: ug/L

ANALYTE	CURVE TYPE	AVE CF	CF	MIN CF	CALC AMOUNT	SPIKE AMOUNT	%D	MAX %D
PCB-1016 Peak 1	Qua2		45815		1010	1000	1.0	15.0
PCB-1016 Peak 2	Qua2		96847		1000	1000	0.0	15.0
PCB-1016 Peak 3	Qua2		79655		1050	1000	4.6	15.0
PCB-1016 Peak 4	Qua2		61750		1050	1000	4.7	15.0
PCB-1016 Peak 5	Qua2		38510		1020	1000	2.5	15.0
PCB-1260 Peak 1	Qua2		107361		1020	1000	1.9	15.0
PCB-1260 Peak 2	Qua2		162021		1030	1000	3.0	15.0
PCB-1260 Peak 3	Qua2		64167		1030	1000	3.3	15.0
PCB-1260 Peak 4	Qua2		168870		1040	1000	3.6	15.0
PCB-1260 Peak 5	Qua2		101368		1040	1000	3.6	15.0
Dibutylchloredate	Qua2		2125005		100	100	0.2	15.0
DCB Decachlorobiphenyl	Qua2		1640293		105	100	4.9	15.0

FORM VII
PCBS CONTINUING CALIBRATION RETENTION TIME SUMMARY

Lab Name: TestAmerica Valparaiso Job No.: 510-73338-1
 SDG No.: _____
 Lab Sample ID: CCV1000 510-91178/29 Calibration Date: 12/16/2011 17:44
 Instrument ID: SGCA Calib Start Date: 12/16/2011 10:18
 GC Column: 8082/608 ID: 0.53(mm) Calib End Date: 12/16/2011 12:21
 Lab File ID: B6019.D

Analyte	RT	RT WINDOW	
		TO	FROM
PCB-1016 Peak 1	3.15	3.05	3.25
PCB-1016 Peak 2	3.58	3.48	3.68
PCB-1016 Peak 3	4.36	4.26	4.46
PCB-1016 Peak 4	4.93	4.83	5.03
PCB-1016 Peak 5	5.49	5.39	5.59
PCB-1260 Peak 1	6.77	6.67	6.87
PCB-1260 Peak 2	7.26	7.16	7.36
PCB-1260 Peak 3	7.49	7.39	7.59
PCB-1260 Peak 4	7.80	7.70	7.90
PCB-1260 Peak 5	8.56	8.46	8.66
Dibutylchloroendate	9.57	9.47	9.67
DCB Decachlorobiphenyl	10.77	10.67	10.87

TestAmerica Laboratories
Target Compound Quantitation Report

Data File: \\valsvr08\ChromData\SGCA\20111216-6084.b\B6019.D
 Lims ID: ccv1000 Client ID:
 Inject. Date: 16-Dec-2011 17:44:07 Dil. Factor: 1.0000
 Sample Type: CCV
 Sample ID: ccv1000
 Misc. Info.:
 Operator: Instrument ID: SGCA
 Vol. Injected: 1.0000 ALS Bottle#: 24
 Lims Batch ID: 91178 Lims Sample ID: 29
 Sublist: chrom-PCBS*sub13
 Detector 1 : GC ECD1A
 Detector 2 : GC ECD2B
 Method: \\valsvr08\ChromData\SGCA\20111216-6084.b\PCBS.m
 Last Update: 16-Dec-2011 18:04:40 Calib Date: 16-Dec-2011 13:41:18
 Quant Method: External Standard Quant By: Initial Calibration
 Last ICal File: \\valsvr08\ChromData\SGCA\20111216-6084.b\B6004.D
 Limit Group: SGC - 1 - 8082 CAL
 Integrator: Falcon
 Process Host: VAL-SMS-LAB3

First Level Reviewer: iversc Date: 16-Dec-2011 18:04:40

Det	Sig	RT	EXP RT	DLT RT	Response	On-Col Amt ug/L	Ratio Range	Ratio	Flags
-----	-----	----	--------	--------	----------	-----------------	-------------	-------	-------

4 PCB-1016

1	1	3.152	3.152	0.000	45815096	1009.5		100.0	
1	2	3.578	3.578	0.000	96846993	1000.2	184.3- 244.3	211.4	
1	3	4.363	4.363	0.000	79654774	1046.4	142.9- 202.9	173.9	
1	4	4.934	4.934	0.000	61749507	1046.5	104.8- 164.8	134.8	
1	5	5.487	5.487	0.000	38509574	1024.9	54.6- 114.6	84.1	
Average of Peak Amounts =						1025.5			
2	6	3.694	3.694	0.000	24174311	1018.3		100.0	
2	7	4.268	4.268	0.000	52139568	1003.6	190.3- 250.3	215.7	
2	8	5.154	5.154	0.000	41165282	1023.3	137.1- 197.1	170.3	
2	9	5.586	5.586	0.000	19273759	1032.6	46.2- 106.2	79.7	
2	10	5.879	5.879	0.000	33383816	1028.5	105.7- 165.7	138.1	
Average of Peak Amounts =						1021.3			

RPD = 0.42

11 PCB-1260

1	1	6.769	6.769	0.000	107361289	1019.4		100.0	
1	2	7.257	7.257	0.000	162021171	1030.2	119.7- 179.7	150.9	
1	3	7.494	7.494	0.000	64166995	1032.9	29.5- 89.5	59.8	
1	4	7.803	7.803	0.000	168869530	1035.8	125.1- 185.1	157.3	
1	5	8.563	8.563	0.000	101367821	1036.2	63.3- 123.3	94.4	
Average of Peak Amounts =						1030.9			
2	6	7.839	7.839	0.000	32842369	1055.9		100.0	
2	7	8.209	8.209	0.000	63379437	1024.1	169.1- 229.1	193.0	
2	8	8.637	8.637	0.000	77100177	1012.3	216.2- 276.2	234.8	
2	9	9.357	9.357	0.000	58512472	1047.4	152.9- 212.9	178.2	
2	10	9.748	9.748	0.000	60726854	1012.4	164.1- 224.1	184.9	
Average of Peak Amounts =						1030.4			

RPD = 0.05

Det	Sig	RT	EXP RT	DLT RT	Response	On-Col Amt ug/L	Ratio Range	Ratio	Flags
-----	-----	----	--------	--------	----------	-----------------	-------------	-------	-------

\$ 3 Dibutylchlorendate

1	1	9.571	9.571	0.000	212500526	100.2			
2	2	10.262	10.262	0.000	77659514	101.7			
							RPD = 1.46		

\$ 2 DCB Decachlorobiphenyl

1	1	10.773	10.773	0.000	164029304	104.9			
2	2	11.584	11.584	0.000	96731905	100.3			
							RPD = 4.51		

Report Date: 16-Dec-2011 18:04:41

Chrom Revision: 1.2 13-Jul-2011 10:43:06

Data File: \\valsvr08\ChromData\SGCA\20111216-6084.b\B6019.D

Injection Date: 16-Dec-2011 17:44:07

Limit Group: SGC - 1 - 8082 CAL

Client ID:

Instrument ID: SGCA

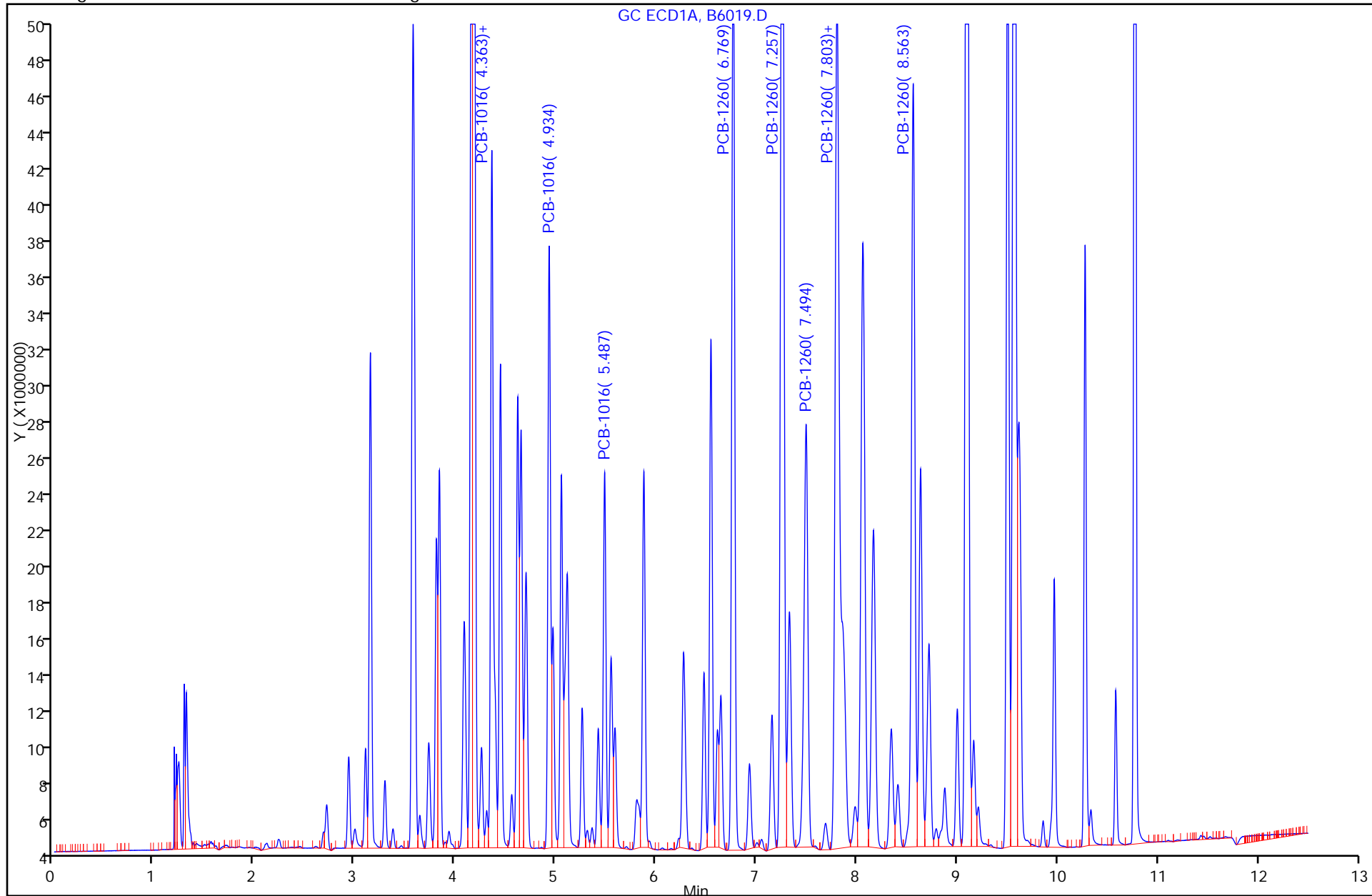
Lims Batch ID: 91178

Lims Sample ID: 29

Operator ID:

Injection Vol: 1.00 ul

Y Scaling: Method Defined: Scale to the Nth Largest Peak: 10



FORM VII
PCBS CONTINUING CALIBRATION DATA

Lab Name: TestAmerica Valparaiso Job No.: 510-73338-1
 SDG No.: _____
 Lab Sample ID: CCV1500 510-91178/40 Calibration Date: 12/16/2011 20:32
 Instrument ID: SGCA Calib Start Date: 12/16/2011 10:18
 GC Column: 8082/608 ID: 0.53 (mm) Calib End Date: 12/16/2011 12:21
 Lab File ID: B6030.D Conc. Units: ug/L

ANALYTE	CURVE TYPE	AVE CF	CF	MIN CF	CALC AMOUNT	SPIKE AMOUNT	%D	MAX %D
PCB-1016 Peak 1	Qua2		42730		1450	1500	-3.3	15.0
PCB-1016 Peak 2	Qua2		90675		1440	1500	-3.7	15.0
PCB-1016 Peak 3	Qua2		74576		1490	1500	-0.7	15.0
PCB-1016 Peak 4	Qua2		57459		1480	1500	-1.3	15.0
PCB-1016 Peak 5	Qua2		36367		1480	1500	-1.5	15.0
PCB-1260 Peak 1	Qua2		99560		1440	1500	-4.1	15.0
PCB-1260 Peak 2	Qua2		151527		1460	1500	-2.8	15.0
PCB-1260 Peak 3	Qua2		60393		1460	1500	-2.8	15.0
PCB-1260 Peak 4	Qua2		157611		1460	1500	-2.8	15.0
PCB-1260 Peak 5	Qua2		94120		1460	1500	-2.9	15.0
Dibutylchloredate	Qua2		2123766		100	100	0.2	15.0
DCB Decachlorobiphenyl	Qua2		1515104		97.1	100	-2.9	15.0

FORM VII
PCBS CONTINUING CALIBRATION RETENTION TIME SUMMARY

Lab Name: TestAmerica Valparaiso Job No.: 510-73338-1
 SDG No.: _____
 Lab Sample ID: CCV1500 510-91178/40 Calibration Date: 12/16/2011 20:32
 Instrument ID: SGCA Calib Start Date: 12/16/2011 10:18
 GC Column: 8082/608 ID: 0.53(mm) Calib End Date: 12/16/2011 12:21
 Lab File ID: B6030.D

Analyte	RT	RT WINDOW	
		TO	FROM
PCB-1016 Peak 1	3.16	3.06	3.26
PCB-1016 Peak 2	3.58	3.48	3.68
PCB-1016 Peak 3	4.37	4.27	4.47
PCB-1016 Peak 4	4.94	4.84	5.04
PCB-1016 Peak 5	5.49	5.39	5.59
PCB-1260 Peak 1	6.77	6.67	6.87
PCB-1260 Peak 2	7.26	7.16	7.36
PCB-1260 Peak 3	7.50	7.40	7.60
PCB-1260 Peak 4	7.81	7.71	7.91
PCB-1260 Peak 5	8.57	8.47	8.67
Dibutylchloroendate	9.57	9.47	9.67
DCB Decachlorobiphenyl	10.77	10.67	10.87

TestAmerica Laboratories
Target Compound Quantitation Report

Data File: \\valsvr08\ChromData\SGCA\20111216-6084.b\B6030.D
 Lims ID: ccv1500 Client ID:
 Inject. Date: 16-Dec-2011 20:32:31 Dil. Factor: 1.0000
 Sample Type: CCV
 Sample ID: ccv1500
 Misc. Info.:
 Operator: Instrument ID: SGCA
 Vol. Injected: 1.0000 ALS Bottle#: 25
 Lims Batch ID: 91178 Lims Sample ID: 40
 Sublist: chrom-PCBS*sub13
 Detector 1 : GC ECD1A
 Detector 2 : GC ECD2B
 Method: \\valsvr08\ChromData\SGCA\20111216-6084.b\PCBS.m
 Last Update: 17-Dec-2011 13:19:31 Calib Date: 16-Dec-2011 13:41:18
 Quant Method: External Standard Quant By: Initial Calibration
 Last ICal File: \\valsvr08\ChromData\SGCA\20111216-6084.b\B6004.D
 Limit Group: SGC - 1 - 8082 CAL
 Integrator: Falcon
 Process Host: VAL-SMS-LAB3

First Level Reviewer: iversc Date: 17-Dec-2011 13:19:31

Det	Sig	RT	EXP RT	DLT RT	Response	On-Col Amt ug/L	Ratio Range	Ratio	Flags
-----	-----	----	--------	--------	----------	-----------------	-------------	-------	-------

4 PCB-1016

1	1	3.156	3.156	0.000	64095134	1450.5		100.0	
1	2	3.581	3.581	0.000	136012675	1444.2	184.3- 244.3	212.2	
1	3	4.366	4.366	0.000	111864425	1488.8	142.9- 202.9	174.5	
1	4	4.938	4.938	0.000	86188938	1480.0	104.8- 164.8	134.5	
1	5	5.491	5.491	0.000	54550021	1477.2	54.6- 114.6	85.1	
Average of Peak Amounts =						1468.2			
2	6	3.697	3.697	0.000	33454942	1452.7		100.0	
2	7	4.271	4.271	0.000	72126137	1432.9	190.3- 250.3	215.6	
2	8	5.156	5.156	0.000	57075910	1464.9	137.1- 197.1	170.6	
2	9	5.589	5.589	0.000	26834621	1482.5	46.2- 106.2	80.2	
2	10	5.881	5.881	0.000	46139810	1461.8	105.7- 165.7	137.9	
Average of Peak Amounts =						1459.0			

RPD = 0.63

11 PCB-1260

1	1	6.773	6.773	0.000	149339437	1438.6		100.0	
1	2	7.262	7.262	0.000	227290452	1457.7	119.7- 179.7	152.2	
1	3	7.500	7.500	0.000	90589859	1457.7	29.5- 89.5	60.7	
1	4	7.808	7.808	0.000	236416139	1458.5	125.1- 185.1	158.3	
1	5	8.568	8.568	0.000	141179369	1456.1	63.3- 123.3	94.5	
Average of Peak Amounts =						1453.7			
2	6	7.845	7.845	0.000	45391139	1483.6		100.0	
2	7	8.214	8.214	0.000	87469337	1446.3	169.1- 229.1	192.7	
2	8	8.642	8.642	0.000	106395275	1433.7	216.2- 276.2	234.4	
2	9	9.361	9.361	0.000	81087230	1471.6	152.9- 212.9	178.6	
2	10	9.751	9.751	0.000	84057759	1435.5	164.1- 224.1	185.2	
Average of Peak Amounts =						1454.1			

RPD = 0.03

Det	Sig	RT	EXP RT	DLT RT	Response	On-Col Amt ug/L	Ratio Range	Ratio	Flags
-----	-----	----	--------	--------	----------	-----------------	-------------	-------	-------

\$ 3 Dibutylchlorendate

1	1	9.573	9.573	0.000	212376581	100.2			
2	2	10.265	10.265	0.000	67343600	89.3			
							RPD = 11.48		

\$ 2 DCB Decachlorobiphenyl

1	1	10.774	10.774	0.000	151510420	97.1			
2	2	11.585	11.585	0.000	88472755	92.0			
							RPD = 5.43		

Report Date: 17-Dec-2011 13:19:31

Chrom Revision: 1.2 13-Jul-2011 10:43:06

Data File: \\valsvr08\ChromData\SGCA\20111216-6084.b\B6030.D

Injection Date: 16-Dec-2011 20:32:31

Limit Group: SGC - 1 - 8082 CAL

Client ID:

Instrument ID: SGCA

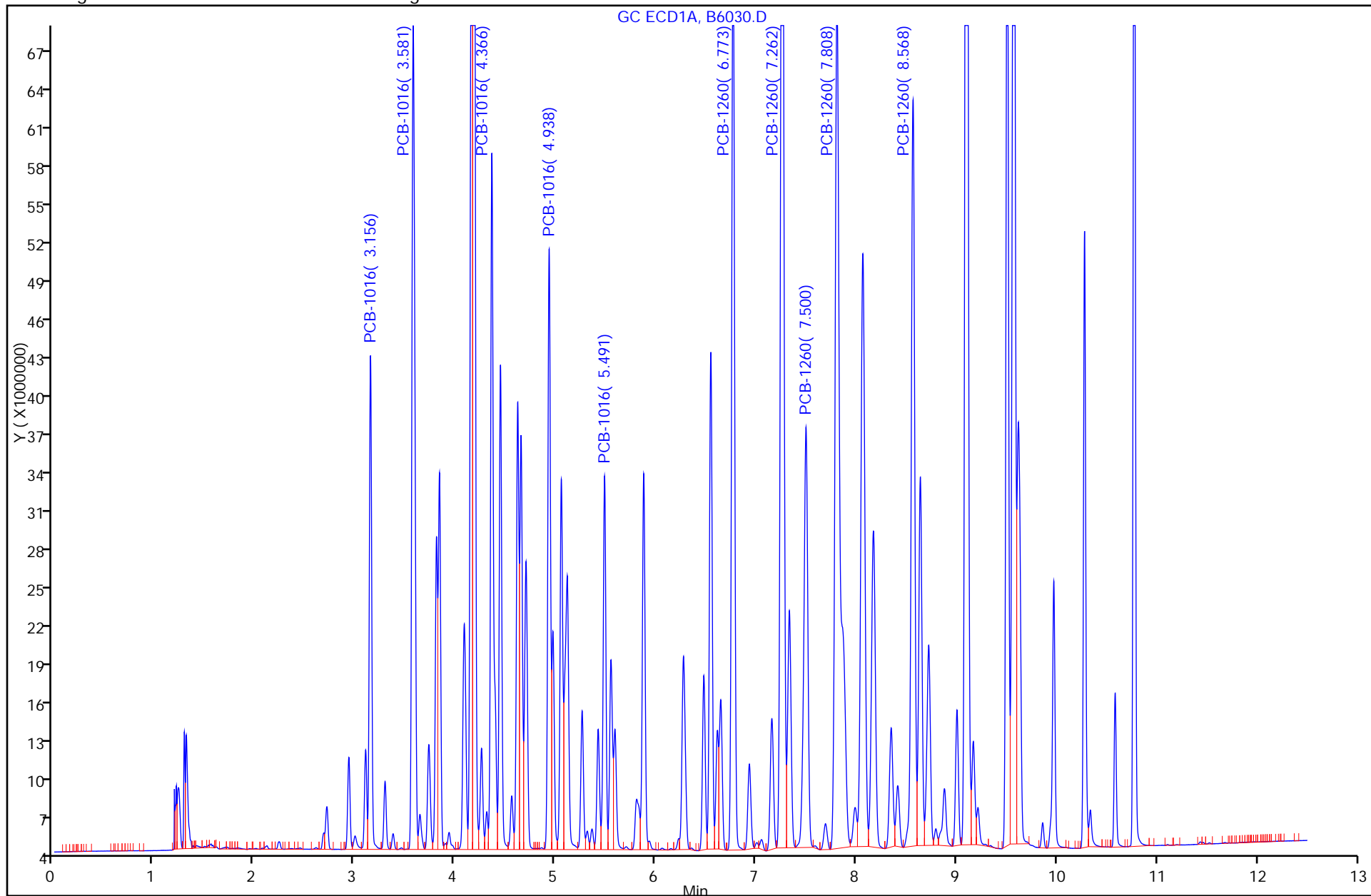
Lims Batch ID: 91178

Lims Sample ID: 40

Operator ID:

Injection Vol: 1.00 ul

Y Scaling: Method Defined: Scale to the Nth Largest Peak: 10



FORM I
PCBS ORGANICS ANALYSIS DATA SHEET

Lab Name: TestAmerica Valparaiso Job No.: 510-73338-1
 SDG No.: _____
 Client Sample ID: _____ Lab Sample ID: MB 510-91000/1-A
 Matrix: Solid Lab File ID: B5910.D
 Analysis Method: 8082 Date Collected: _____
 Extraction Method: 3546 Date Extracted: 12/13/2011 14:19
 Sample wt/vol: 15(g) Date Analyzed: 12/14/2011 12:44
 Con. Extract Vol.: 5(mL) Dilution Factor: 1
 Injection Volume: 1(uL) GC Column: 8082/608 ID: 0.53(mm)
 % Moisture: _____ GPC Cleanup: (Y/N) N
 Analysis Batch No.: 91038 Units: mg/Kg

CAS NO.	COMPOUND NAME	RESULT	Q	RL	MDL
12674-11-2	PCB-1016	<0.020		0.020	0.0023
11104-28-2	PCB-1221	<0.020		0.020	0.0066
11141-16-5	PCB-1232	<0.020		0.020	0.0014
53469-21-9	PCB-1242	<0.020		0.020	0.0038
12672-29-6	PCB-1248	<0.020		0.020	0.0035
11097-69-1	PCB-1254	<0.020		0.020	0.0032
11096-82-5	PCB-1260	0.0851		0.020	0.0016

CAS NO.	SURROGATE	%REC	Q	LIMITS
2051-24-3	DCB Decachlorobiphenyl	86		14-147
1770-80-5	Dibutylchloredate	53		10-132

TestAmerica Laboratories
Target Compound Quantitation Report

Data File: \\valsvr08\ChromData\SGCA\20111214-6067.b\B5910.D
 Lims ID: MB 510-91000/1-A Client ID:
 Inject. Date: 14-Dec-2011 12:44:23 Dil. Factor: 1.0000
 Sample Type: MB
 Sample ID: mb 510-91000/1-a
 Misc. Info.:
 Operator: Instrument ID: SGCA
 Vol. Injected: 1.0000 ALS Bottle#: 10
 Lims Batch ID: 91038 Lims Sample ID: 13
 Detector 1 : GC ECD1A
 Detector 2 : GC ECD2B
 Method: \\valsvr08\ChromData\SGCA\20111214-6067.b\PCBS.m
 Last Update: 14-Dec-2011 11:47:51 Calib Date: 11-Oct-2011 16:44:21
 Quant Method: External Standard Quant By: Initial Calibration
 Last ICal File: \\valsvr08\ChromData\SGCA\20111011-5714.b\B4816.D
 Limit Group: SGC - 1 - 8082 CAL
 Integrator: Falcon
 Process Host: VAL-SMS-LAB3

First Level Reviewer: iversc Date: 14-Dec-2011 13:55:40

Det	Sig	RT	EXP RT	DLT RT	Response	On-Col Amt ug/L	Ratio Range	Ratio	Flags
\$ 1									1
1	1		0.0						
									1
8									
1	1		0.0						
5									
1	1		2.246						
1	2		2.940						
1	3		3.108						
1	4		3.155						
1	5		4.364						
2	6		2.501						
2	7		2.927						
2	8		3.421						
2	9		3.613						
2	10		3.697						

Data File: \\valsvr08\ChromData\SGCA\20111214-6067.b\B5910.D

Det	Sig	RT	EXP RT	DLT RT	Response	On-Col Amt ug/L	Ratio Range	Ratio	Flags
7 PCB-1232									
1	1		2.941						
1	2		3.156						
1	3		3.582						
1	4		4.365						
1	5		4.451						
2	6		2.501						
2	7		3.697						
2	8		4.269						
2	9		5.152						
2	10		5.874						
4 PCB-1016									
1	1		3.158						
1	2		3.583						
1	3		4.367						
1	4		4.937						
1	5		5.488						
2	6		3.698						
2	7		4.271						
2	8		5.155						
2	9		5.585						
2	10		5.878						
10 PCB-1242									
1	1		3.159						
1	2		3.584						
1	3		4.453						
1	4		5.117						
1	5		5.592						
2	6		3.699						
2	7		4.271						
2	8		5.155						
2	9		6.547						
2	10		6.932						
6 PCB-1248									
1	1		3.582						
1	2		4.191						
1	3		5.060						
1	4		5.593						
1	5		6.479						
2	6		4.272						
2	7		5.153						
2	8		5.880						
2	9		6.548						
2	10		6.936						

Det	Sig	RT	EXP RT	DLT RT	Response	On-Col Amt ug/L	Ratio Range	Ratio	Flags
-----	-----	----	--------	--------	----------	-----------------	-------------	-------	-------

9 PCB-1254

1	1	5.554
1	2	6.293
1	3	6.478
1	4	6.929
1	5	7.808
2	6	6.547
2	7	6.862
2	8	7.763
2	9	8.282
2	10	9.226

11 PCB-1260

1	1	6.774	6.768	0.006	20652850	219.0		100.0	
1	2	7.262	7.258	0.004	44238729	316.0	119.7- 179.7	214.2	
1	3	7.501	7.494	0.007	13675650	250.5	29.6- 89.6	66.2	
1	4	7.811	7.804	0.007	46360174	324.4	126.4- 186.4	224.5	
1	5	8.568	8.562	0.006	14658055	166.1	64.1- 124.1	71.0	
Average of Peak Amounts =						255.2			
2	6	7.841	7.837	0.004	5076898	152.5		100.0	
2	7	8.210	8.205	0.005	12815712	191.0	163.4- 223.4	252.4	
2	8	8.638	8.635	0.003	24174049	294.7	201.9- 261.9	476.2	
2	9	9.357	9.355	0.002	9022771	149.0	146.4- 206.4	177.7	
2	10	9.747	9.745	0.002	18018436	278.4	153.8- 213.8	354.9	M
Average of Peak Amounts =						213.1			

RPD = 17.96

\$ 3 Dibutylchloroendate

1	1	9.573	9.568	0.005	90919248	52.8
2	2	10.261	10.258	0.003	45182891	51.5

RPD = 2.51

\$ 2 DCB Decachlorobiphenyl

1	1	10.772	10.770	0.002	122007143	86.1
2	2	11.582	11.581	0.001	78694509	81.6

RPD = 5.39

QC Flag Legend

Processing Flags

1 - Missing Peaks

Review Flags

M - Manually Integrated

Report Date: 14-Dec-2011 13:55:40

Chrom Revision: 1.2 13-Jul-2011 10:43:06

Data File: \\valsvr08\ChromData\SGCA\20111214-6067.b\B5910.D

Injection Date: 14-Dec-2011 12:44:23

Limit Group: SGC - 1 - 8082 CAL

Client ID:

Instrument ID: SGCA

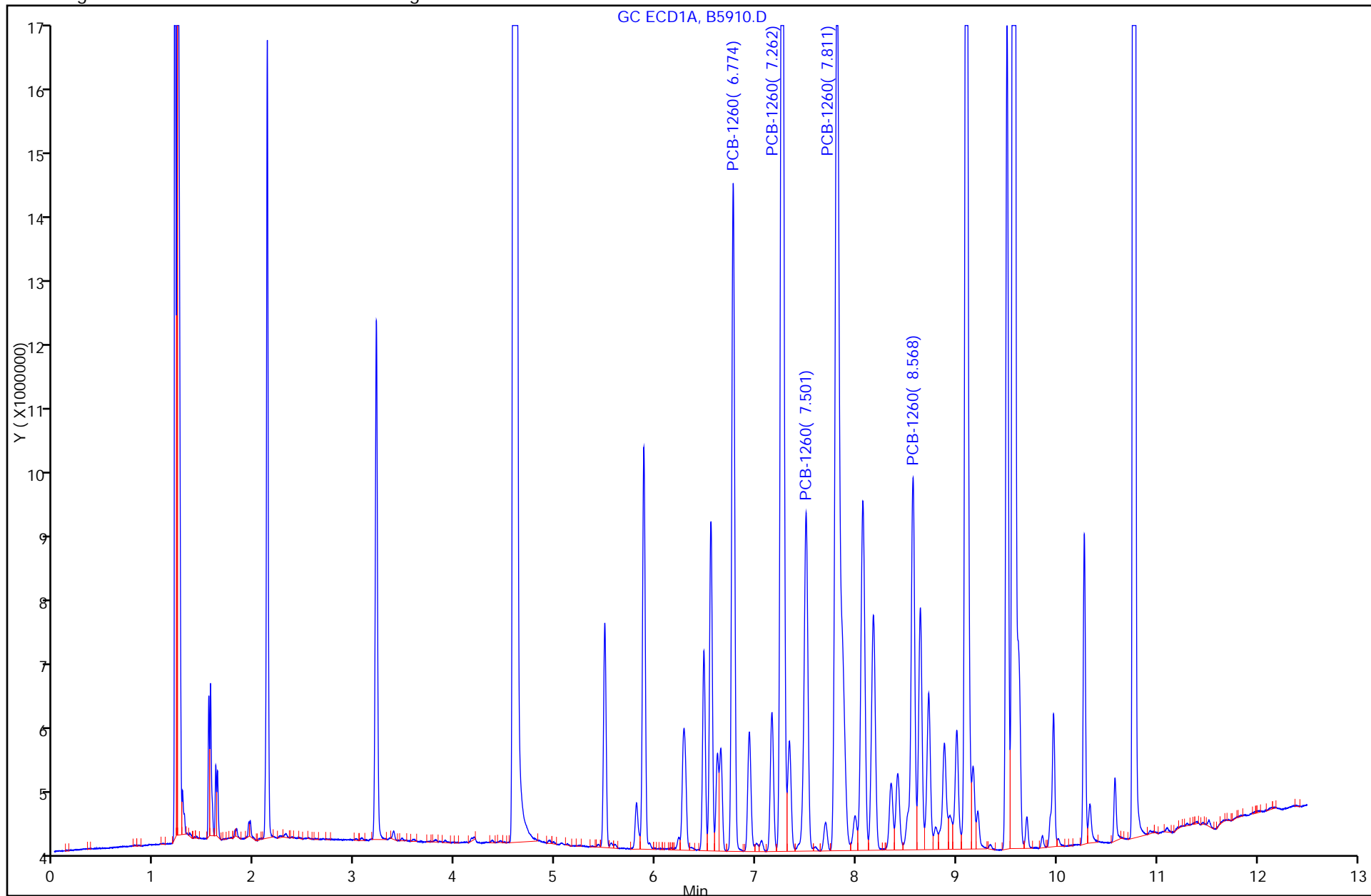
Lims Batch ID: 91038

Lims Sample ID: 13

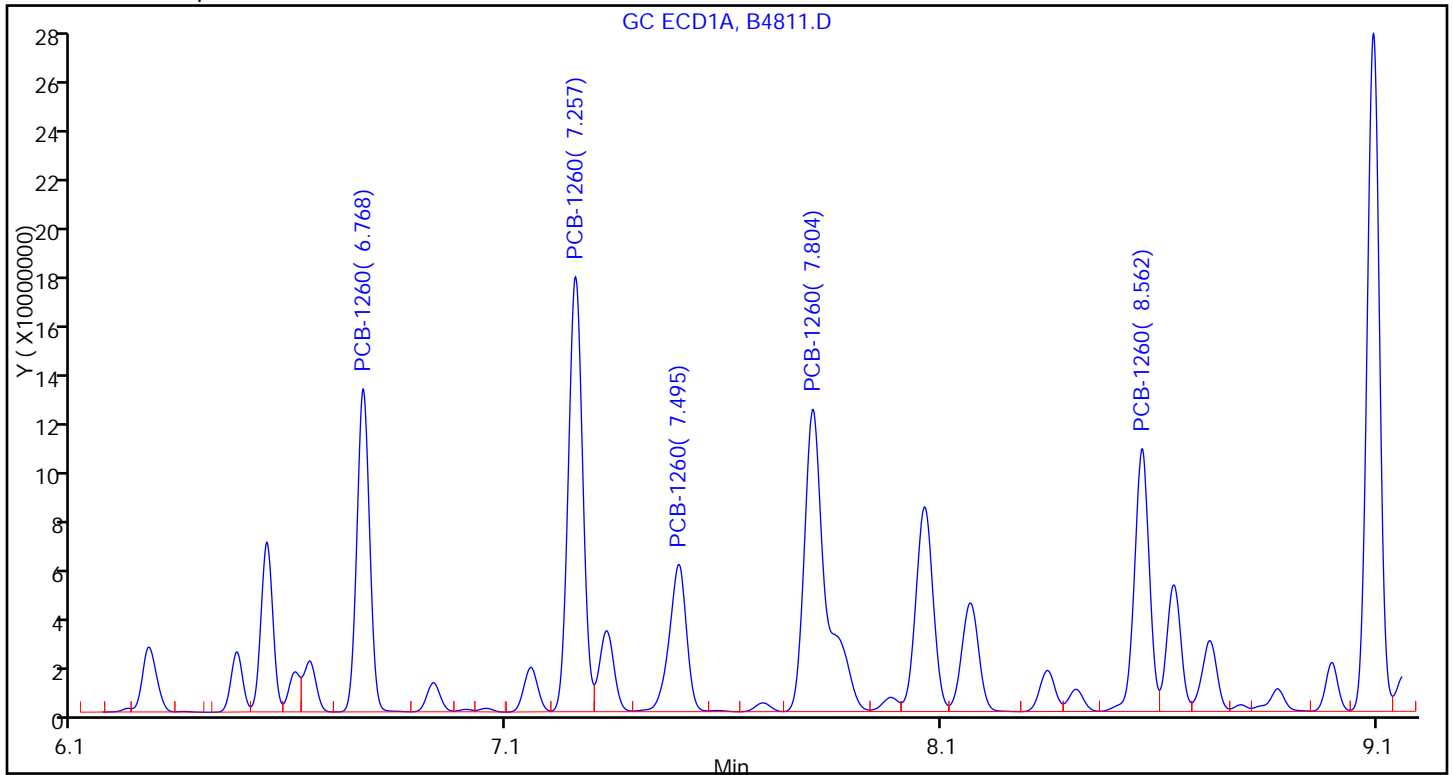
Operator ID:

Injection Vol: 1.00 ul

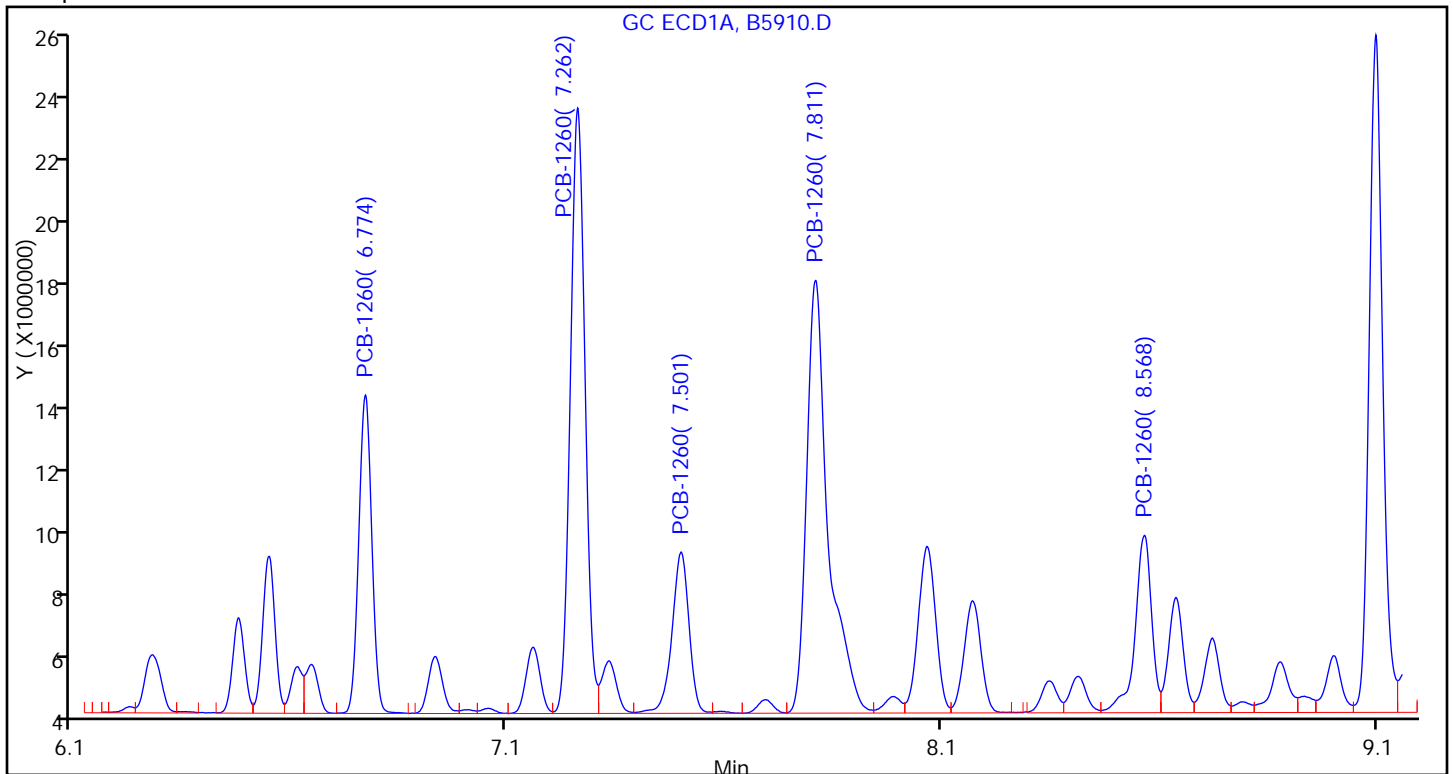
Y Scaling: Method Defined: Scale to the Nth Largest Peak: 10



Calibration Sample, Level: 9



Sample



FORM I
PCBS ORGANICS ANALYSIS DATA SHEET

Lab Name: TestAmerica Valparaiso Job No.: 510-73338-1
 SDG No.: _____
 Client Sample ID: _____ Lab Sample ID: MB 510-91096/1-A
 Matrix: Solid Lab File ID: B6007.D
 Analysis Method: 8082 Date Collected: _____
 Extraction Method: 3546 Date Extracted: 12/15/2011 07:45
 Sample wt/vol: 15(g) Date Analyzed: 12/16/2011 14:39
 Con. Extract Vol.: 5(mL) Dilution Factor: 1
 Injection Volume: 1(uL) GC Column: 8082/608 ID: 0.53(mm)
 % Moisture: _____ GPC Cleanup: (Y/N) N
 Analysis Batch No.: 91178 Units: mg/Kg

CAS NO.	COMPOUND NAME	RESULT	Q	RL	MDL
12674-11-2	PCB-1016	<0.020		0.020	0.0023
11104-28-2	PCB-1221	<0.020		0.020	0.0066
11141-16-5	PCB-1232	<0.020		0.020	0.0014
53469-21-9	PCB-1242	<0.020		0.020	0.0038
12672-29-6	PCB-1248	<0.020		0.020	0.0035
11097-69-1	PCB-1254	<0.020		0.020	0.0032
11096-82-5	PCB-1260	<0.020		0.020	0.0016

CAS NO.	SURROGATE	%REC	Q	LIMITS
2051-24-3	DCB Decachlorobiphenyl	94		14-147
1770-80-5	Dibutylchloredate	74		10-132

TestAmerica Laboratories
Target Compound Quantitation Report

Data File: \\valsvr08\ChromData\SGCA\20111216-6084.b\B6007.D
 Lims ID: MB 510-91096/1-A Client ID:
 Inject. Date: 16-Dec-2011 14:39:54 Dil. Factor: 1.0000
 Sample Type: MB
 Sample ID: mb 510-91096/1-a
 Misc. Info.:
 Operator: Instrument ID: SGCA
 Vol. Injected: 1.0000 ALS Bottle#: 1
 Lims Batch ID: 91178 Lims Sample ID: 17
 Detector 1 : GC ECD1A
 Detector 2 : GC ECD2B
 Method: \\valsvr08\ChromData\SGCA\20111216-6084.b\PCBS.m
 Last Update: 16-Dec-2011 14:30:30 Calib Date: 16-Dec-2011 13:41:18
 Quant Method: External Standard Quant By: Initial Calibration
 Last ICal File: \\valsvr08\ChromData\SGCA\20111216-6084.b\B6004.D
 Limit Group: SGC - 1 - 8082 CAL
 Integrator: Falcon
 Process Host: VAL-SMS-LAB3

First Level Reviewer: iversc Date: 16-Dec-2011 15:01:12

Det	Sig	RT	EXP RT	DLT RT	Response	On-Col Amt ug/L	Ratio Range	Ratio	Flags
-----	-----	----	--------	--------	----------	-----------------	-------------	-------	-------

\$ 1 Tetrachloro-m-xylene									
1	1	0.048	0.0	0.048	15189	0			
8 Polychlorinated biphenyls, Total									
1	1		0.0						1
5 PCB-1221									
1	1			2.239					
1	2			2.936					
1	3			3.103					
1	4			3.151					
1	5			4.362					
2	6			2.496					
2	7			2.922					
2	8			3.418					
2	9			3.611					
2	10			3.695					

Data File: \\valsrv08\ChromData\SGCA\20111216-6084.b\B6007.D

Det	Sig	RT	EXP RT	DLT RT	Response	On-Col Amt ug/L	Ratio Range	Ratio	Flags
-----	-----	----	-----------	-----------	----------	--------------------	-------------	-------	-------

7 PCB-1232

1	1		2.936						
1	2		3.152						
1	3		3.579						
1	4		4.364						
1	5		4.449						
2	6		2.496						
2	7		3.695						
2	8		4.269						
2	9		5.154						
2	10		5.879						

10 PCB-1242

1	1		3.150						
1	2		3.577						
1	3		4.446						
1	4		5.111						
1	5		5.589						
2	6		3.694						
2	7		4.267						
2	8		5.152						
2	9		6.549						
2	10		6.935						

4 PCB-1016

1	1		3.155						
1	2		3.581						
1	3		4.366						
1	4		4.937						
1	5		5.490						
2	6		3.697						
2	7		4.271						
2	8		5.156						
2	9		5.589						
2	10		5.880						

6 PCB-1248

1	1		3.577						
1	2		4.186						
1	3		5.056						
1	4		5.591						
1	5		6.477						
2	6		4.269						
2	7		5.152						
2	8		5.880						
2	9		6.549						
2	10		6.938						

Det	Sig	RT	EXP RT	DLT RT	Response	On-Col Amt ug/L	Ratio Range	Ratio	Flags
-----	-----	----	--------	--------	----------	-----------------	-------------	-------	-------

9 PCB-1254

1	1	5.564
1	2	6.303
1	3	6.489
1	4	6.940
1	5	7.818
2	6	6.554
2	7	6.870
2	8	7.773
2	9	8.292
2	10	9.233

11 PCB-1260

1	1	6.789	6.771	0.018	4530317	34.2		100.0
1	2	7.279	7.259	0.020	8646879	46.6	119.7- 179.7	190.9
1	3	7.519	7.499	0.020	2761482	37.6	29.5- 89.5	61.0
1	4	7.828	7.807	0.021	9009389	46.8	125.1- 185.1	198.9
1	5	8.581	8.564	0.017	3169329	22.8	63.3- 123.3	70.0
Average of Peak Amounts =						37.6		
2	6	7.854	7.843	0.011	1041741	23.4		100.0
2	7	8.224	8.211	0.013	2611031	31.7	169.1- 229.1	250.6
2	8	8.649	8.639	0.010	4662305	49.4	216.2- 276.2	447.5
2	9	9.365	9.359	0.006	1985860	26.6	152.9- 212.9	190.6
2	10	9.754	9.749	0.005	1707625	18.2	164.1- 224.1	163.9
Average of Peak Amounts =						29.9		

RPD = 23.01

\$ 3 Dibutylchloroendate

1	1	9.585	9.572	0.013	147234203	74.0		
2	2	10.267	10.263	0.004	72965124	96.1		

RPD = 25.96

\$ 2 DCB Decachlorobiphenyl

1	1	10.780	10.772	0.008	145878473	93.6		
2	2	11.587	11.583	0.004	88158603	91.7		

RPD = 2.06

QC Flag Legend

Processing Flags

1 - Missing Peaks

Report Date: 16-Dec-2011 15:01:13

Chrom Revision: 1.2 13-Jul-2011 10:43:06

Data File: \\valsvr08\ChromData\SGCA\20111216-6084.b\B6007.D

Injection Date: 16-Dec-2011 14:39:54

Limit Group: SGC - 1 - 8082 CAL

Client ID:

Instrument ID: SGCA

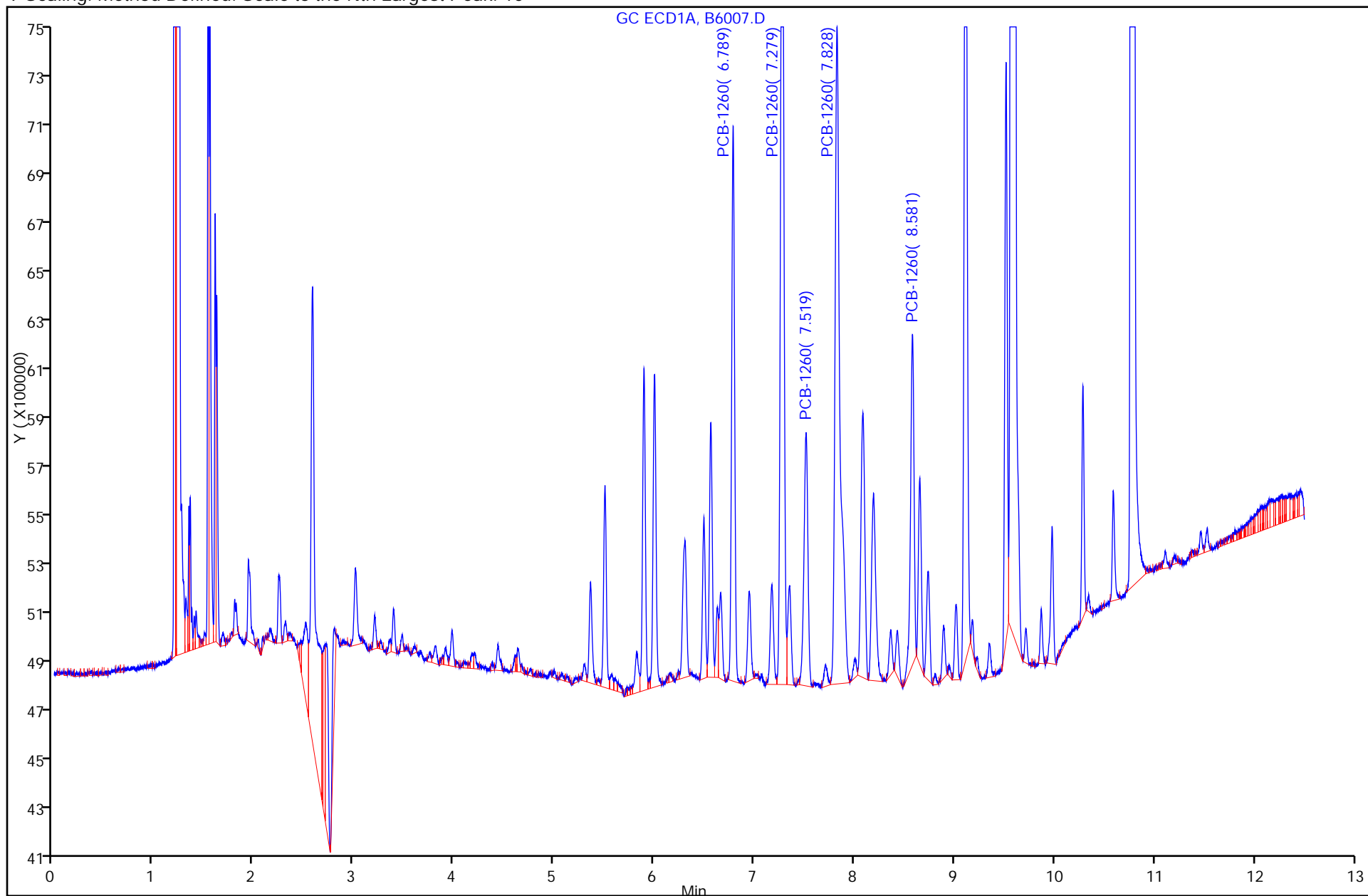
Lims Batch ID: 91178

Lims Sample ID: 17

Operator ID:

Injection Vol: 1.00 ul

Y Scaling: Method Defined: Scale to the Nth Largest Peak: 10



FORM I
PCBS ORGANICS ANALYSIS DATA SHEET

Lab Name: TestAmerica Valparaiso Job No.: 510-73338-1
 SDG No.: _____
 Client Sample ID: _____ Lab Sample ID: LCS 510-91000/2-A
 Matrix: Solid Lab File ID: B5911.D
 Analysis Method: 8082 Date Collected: _____
 Extraction Method: 3546 Date Extracted: 12/13/2011 14:19
 Sample wt/vol: 15(g) Date Analyzed: 12/14/2011 12:59
 Con. Extract Vol.: 5(mL) Dilution Factor: 1
 Injection Volume: 1(uL) GC Column: 8082/608 ID: 0.53(mm)
 % Moisture: _____ GPC Cleanup: (Y/N) N
 Analysis Batch No.: 91038 Units: mg/Kg

CAS NO.	COMPOUND NAME	RESULT	Q	RL	MDL
12674-11-2	PCB-1016	0.314		0.020	0.0023
11096-82-5	PCB-1260	0.329		0.020	0.0016

CAS NO.	SURROGATE	%REC	Q	LIMITS
2051-24-3	DCB Decachlorobiphenyl	97		14-147
1770-80-5	Dibutylchloredate	72		10-132

TestAmerica Laboratories
Target Compound Quantitation Report

Data File: \\valsvr08\ChromData\SGCA\20111214-6067.b\B5911.D
 Lims ID: LCS 510-91000/2-A Client ID:
 Inject. Date: 14-Dec-2011 12:59:27 Dil. Factor: 1.0000
 Sample Type: LCS
 Sample ID: lcs 510-91000/2-a
 Misc. Info.:
 Operator: Instrument ID: SGCA
 Vol. Injected: 1.0000 ALS Bottle#: 11
 Lims Batch ID: 91038 Lims Sample ID: 14
 Detector 1 : GC ECD1A
 Detector 2 : GC ECD2B
 Method: \\valsvr08\ChromData\SGCA\20111214-6067.b\PCBS.m
 Last Update: 14-Dec-2011 11:47:51 Calib Date: 11-Oct-2011 16:44:21
 Quant Method: External Standard Quant By: Initial Calibration
 Last ICal File: \\valsvr08\ChromData\SGCA\20111011-5714.b\B4816.D
 Limit Group: SGC - 1 - 8082 CAL
 Integrator: Falcon
 Process Host: VAL-SMS-LAB3

First Level Reviewer: iversc Date: 14-Dec-2011 13:56:02

Det	Sig	RT	EXP RT	DLT RT	Response	On-Col Amt ug/L	Ratio Range	Ratio	Flags
-----	-----	----	--------	--------	----------	-----------------	-------------	-------	-------

4 PCB-1016

1	1	3.158	3.158	0.000	33298188	895.7		100.0	
1	2	3.583	3.583	0.000	77108741	953.9	186.9- 246.9	231.6	
1	3	4.367	4.367	0.000	61319533	959.1	143.8- 203.8	184.2	
1	4	4.937	4.937	0.000	47577003	946.9	106.7- 166.7	142.9	
1	5	5.489	5.488	0.001	30336699	950.0	55.8- 115.8	91.1	
Average of Peak Amounts =						941.1			
2	6	3.698	3.698	0.000	19025351	766.9		100.0	
2	7	4.272	4.271	0.001	43763779	809.6	189.6- 249.6	230.0	
2	8	5.156	5.155	0.001	32503888	761.8	138.6- 198.6	170.8	
2	9	5.587	5.585	0.002	15409378	793.0	49.7- 109.7	81.0	
2	10	5.879	5.878	0.001	26517898	783.3	108.1- 168.1	139.4	
Average of Peak Amounts =						782.9			

RPD = 18.35

11 PCB-1260

1	1	6.769	6.768	0.001	88520356	972.5		100.0	
1	2	7.258	7.258	0.000	136642790	996.9	119.7- 179.7	154.4	
1	3	7.496	7.494	0.002	53783448	993.7	29.6- 89.6	60.8	
1	4	7.804	7.804	0.000	149938582	1063.1	126.4- 186.4	169.4	
1	5	8.563	8.562	0.001	76002459	901.6	64.1- 124.1	85.9	
Average of Peak Amounts =						985.6			
2	6	7.838	7.837	0.001	25232171	790.5		100.0	
2	7	8.205	8.205	0.000	53253738	837.1	163.4- 223.4	211.1	
2	8	8.635	8.635	0.000	66039607	842.4	201.9- 261.9	261.7	
2	9	9.355	9.355	0.000	42721804	743.4	146.4- 206.4	169.3	
2	10	9.746	9.745	0.001	48988475	789.3	153.8- 213.8	194.2	
Average of Peak Amounts =						800.6			

RPD = 20.72

Det	Sig	RT	EXP RT	DLT RT	Response	On-Col Amt ug/L	Ratio Range	Ratio	Flags
-----	-----	----	--------	--------	----------	-----------------	-------------	-------	-------

\$ 3 Dibutylchlorendate

1	1	9.569	9.568	0.001	128113366	72.1			
2	2	10.260	10.258	0.002	53710006	61.8			
							RPD = 15.35		

\$ 2 DCB Decachlorobiphenyl

1	1	10.770	10.770	0.000	136704073	96.7			
2	2	11.579	11.581	-0.002	86965675	90.6			
							RPD = 6.54		

Report Date: 14-Dec-2011 13:56:02

Chrom Revision: 1.2 13-Jul-2011 10:43:06

Data File: \\valsvr08\ChromData\SGCA\20111214-6067.b\B5911.D

Injection Date: 14-Dec-2011 12:59:27

Limit Group: SGC - 1 - 8082 CAL

Client ID:

Instrument ID: SGCA

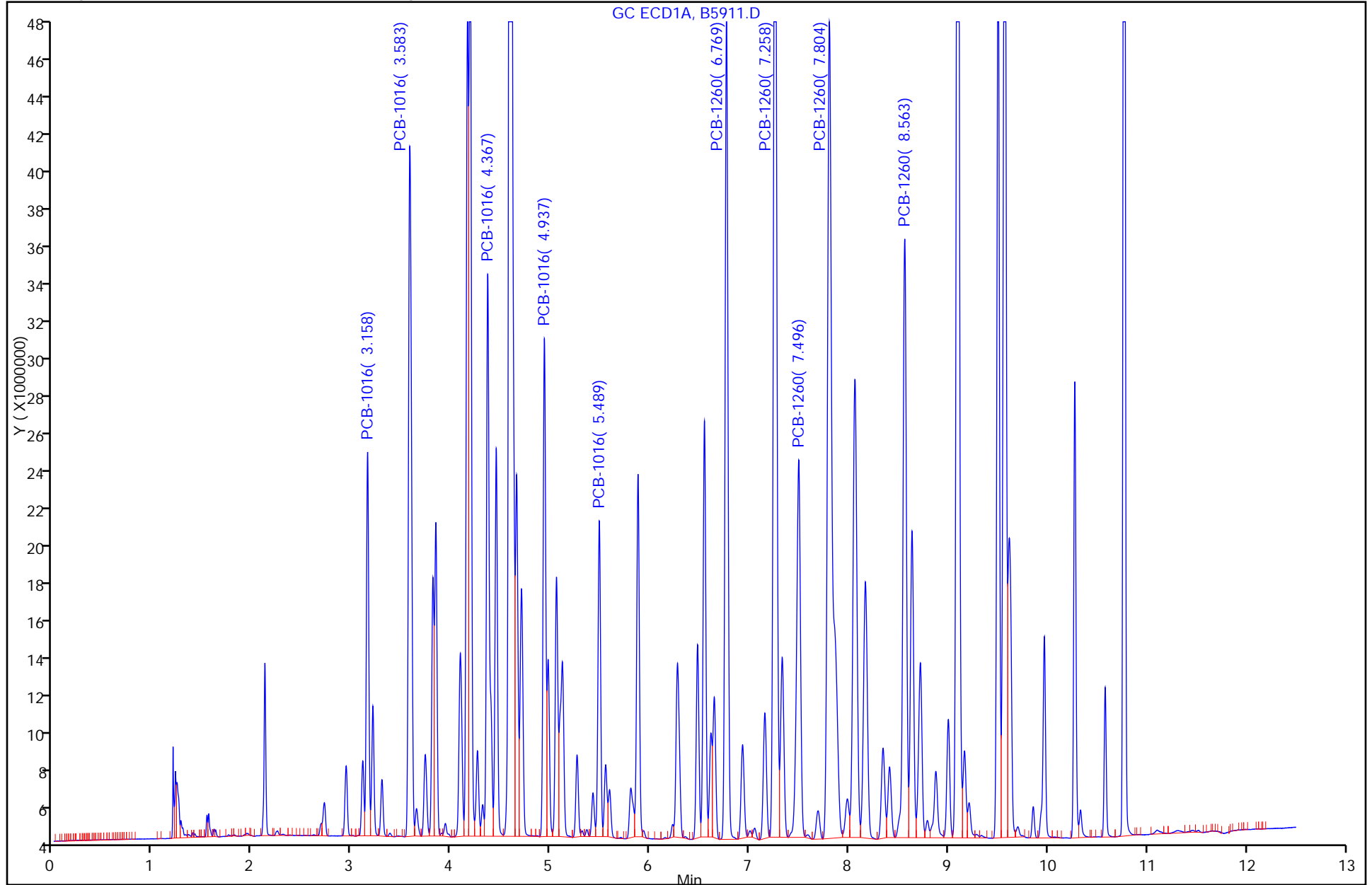
Lims Batch ID: 91038

Lims Sample ID: 14

Operator ID:

Injection Vol: 1.00 ul

Y Scaling: Method Defined: Scale to the Nth Largest Peak: 10



FORM I
PCBS ORGANICS ANALYSIS DATA SHEET

Lab Name: TestAmerica Valparaiso Job No.: 510-73338-1
 SDG No.: _____
 Client Sample ID: _____ Lab Sample ID: LCS 510-91096/2-A
 Matrix: Solid Lab File ID: B6008.D
 Analysis Method: 8082 Date Collected: _____
 Extraction Method: 3546 Date Extracted: 12/15/2011 07:45
 Sample wt/vol: 15(g) Date Analyzed: 12/16/2011 14:54
 Con. Extract Vol.: 5(mL) Dilution Factor: 1
 Injection Volume: 1(uL) GC Column: 8082/608 ID: 0.53(mm)
 % Moisture: _____ GPC Cleanup: (Y/N) N
 Analysis Batch No.: 91178 Units: mg/Kg

CAS NO.	COMPOUND NAME	RESULT	Q	RL	MDL
12674-11-2	PCB-1016	0.321		0.020	0.0023
11096-82-5	PCB-1260	0.341		0.020	0.0016

CAS NO.	SURROGATE	%REC	Q	LIMITS
2051-24-3	DCB Decachlorobiphenyl	90		14-147
1770-80-5	Dibutylchloredate	79		10-132

TestAmerica Laboratories
Target Compound Quantitation Report

Data File: \\valsvr08\ChromData\SGCA\20111216-6084.b\B6008.D
 Lims ID: LCS 510-91096/2-A Client ID:
 Inject. Date: 16-Dec-2011 14:54:57 Dil. Factor: 1.0000
 Sample Type: LCS
 Sample ID: lcs 510-91096/2-a
 Misc. Info.:
 Operator: Instrument ID: SGCA
 Vol. Injected: 1.0000 ALS Bottle#: 2
 Lims Batch ID: 91178 Lims Sample ID: 18
 Detector 1 : GC ECD1A
 Detector 2 : GC ECD2B
 Method: \\valsvr08\ChromData\SGCA\20111216-6084.b\PCBS.m
 Last Update: 16-Dec-2011 14:30:30 Calib Date: 16-Dec-2011 13:41:18
 Quant Method: External Standard Quant By: Initial Calibration
 Last ICal File: \\valsvr08\ChromData\SGCA\20111216-6084.b\B6004.D
 Limit Group: SGC - 1 - 8082 CAL
 Integrator: Falcon
 Process Host: VAL-SMS-LAB3

First Level Reviewer: iversc Date: 16-Dec-2011 15:19:16

Det	Sig	RT	EXP RT	DLT RT	Response	On-Col Amt ug/L	Ratio Range	Ratio	Flags	
4 PCB-1016										
1	1	3.151	3.155	-0.004	40491192	885.3		100.0		
1	2	3.578	3.581	-0.003	92534633	952.8	184.3- 244.3	228.5		
1	3	4.363	4.366	-0.003	76376578	1001.9	142.9- 202.9	188.6		
1	4	4.933	4.937	-0.004	58197241	984.3	104.8- 164.8	143.7		
1	5	5.488	5.490	-0.002	37304661	991.5	54.6- 114.6	92.1		
		Average of Peak Amounts =				963.2				
2	6	3.694	3.697	-0.003	22036421	921.8		100.0		
2	7	4.268	4.271	-0.003	50172952	962.8	190.3- 250.3	227.7		
2	8	5.154	5.156	-0.002	37981097	938.1	137.1- 197.1	172.4		
2	9	5.587	5.589	-0.002	17303870	919.8	46.2- 106.2	78.5		
2	10	5.880	5.880	0.000	30336277	928.4	105.7- 165.7	137.7		
		Average of Peak Amounts =				934.2				
		RPD = 3.06								
11 PCB-1260										
1	1	6.769	6.771	-0.002	106077921	1006.8		100.0		
1	2	7.258	7.259	-0.001	166129118	1057.0	119.7- 179.7	156.6		
1	3	7.495	7.499	-0.004	65120870	1048.3	29.5- 89.5	61.4		
1	4	7.804	7.807	-0.003	179920255	1104.7	125.1- 185.1	169.6		
1	5	8.563	8.564	-0.001	87998142	896.4	63.3- 123.3	83.0		
		Average of Peak Amounts =				1022.6				
2	6	7.842	7.843	-0.001	27959205	892.8		100.0		
2	7	8.211	8.211	0.000	59869875	964.0	169.1- 229.1	214.1		
2	8	8.638	8.639	-0.001	77679466	1020.4	216.2- 276.2	277.8		
2	9	9.358	9.359	-0.001	46771234	830.7	152.9- 212.9	167.3		
2	10	9.749	9.749	0.000	55687583	923.5	164.1- 224.1	199.2		
		Average of Peak Amounts =				926.3				
		RPD = 9.89								

Det	Sig	RT	EXP RT	DLT RT	Response	On-Col Amt ug/L	Ratio Range	Ratio	Flags
-----	-----	----	-----------	-----------	----------	--------------------	-------------	-------	-------

\$ 3 Dibutylchlorendate

1	1	9.573	9.572	0.001	157829823	78.5			
2	2	10.263	10.263	0.000	59772145	80.0			
							RPD = 1.89		

\$ 2 DCB Decachlorobiphenyl

1	1	10.773	10.772	0.001	140653438	90.3			
2	2	11.584	11.583	0.001	87945429	91.4			
							RPD = 1.28		

Report Date: 16-Dec-2011 15:19:16

Chrom Revision: 1.2 13-Jul-2011 10:43:06

Data File: \\valsvr08\ChromData\SGCA\20111216-6084.b\B6008.D

Injection Date: 16-Dec-2011 14:54:57

Limit Group: SGC - 1 - 8082 CAL

Client ID:

Instrument ID: SGCA

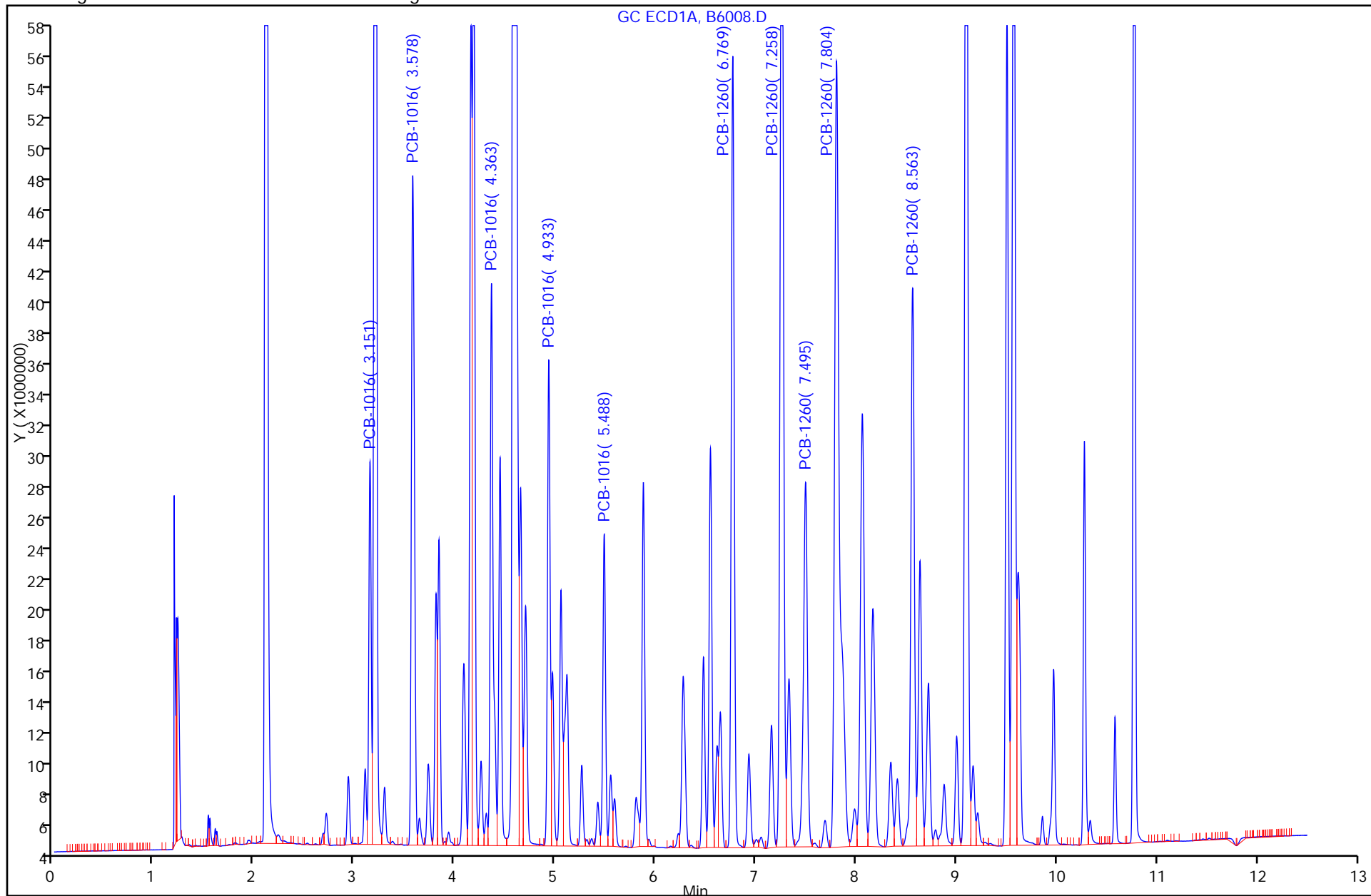
Lims Batch ID: 91178

Lims Sample ID: 18

Operator ID:

Injection Vol: 1.00 ul

Y Scaling: Method Defined: Scale to the Nth Largest Peak: 10



PCBS ANALYSIS RUN LOG

Lab Name: TestAmerica Valparaiso Job No.: 510-73338-1

SDG No.: _____

Instrument ID: SGCA Start Date: 10/11/2011 13:25

Analysis Batch Number: 87982 End Date: 10/11/2011 20:40

LAB SAMPLE ID	CLIENT SAMPLE ID	DATE ANALYZED	DILUTION FACTOR	LAB FILE ID	COLUMN ID
STD20 510-87982/1 IC		10/11/2011 13:25	1	B4803.D	8082/608 0.53 (mm)
STD20 510-87982/1 IC		10/11/2011 13:25	1		8082/608V2 0.53 (mm)
STD50 510-87982/2 IC		10/11/2011 13:40	1	B4804.D	8082/608 0.53 (mm)
STD50 510-87982/2 IC		10/11/2011 13:40	1		8082/608V2 0.53 (mm)
STD100 510-87982/3 IC		10/11/2011 13:55	1	B4805.D	8082/608 0.53 (mm)
STD100 510-87982/3 IC		10/11/2011 13:55	1		8082/608V2 0.53 (mm)
STD250 510-87982/4 IC		10/11/2011 14:11	1	B4806.D	8082/608 0.53 (mm)
STD250 510-87982/4 IC		10/11/2011 14:11	1		8082/608V2 0.53 (mm)
STD500 510-87982/5 IC		10/11/2011 14:26	1	B4807.D	8082/608 0.53 (mm)
STD500 510-87982/5 IC		10/11/2011 14:26	1		8082/608V2 0.53 (mm)
STD1000 510-87982/6 IC		10/11/2011 14:41	1	B4808.D	8082/608 0.53 (mm)
STD1000 510-87982/6 IC		10/11/2011 14:41	1		8082/608V2 0.53 (mm)
STD1500 510-87982/7 IC		10/11/2011 14:57	1	B4809.D	8082/608 0.53 (mm)
STD1500 510-87982/7 IC		10/11/2011 14:57	1		8082/608V2 0.53 (mm)
STD2000 510-87982/8 IC		10/11/2011 15:12	1	B4810.D	8082/608 0.53 (mm)
STD2000 510-87982/8 IC		10/11/2011 15:12	1		8082/608V2 0.53 (mm)
STD3000 510-87982/9 IC		10/11/2011 15:28	1	B4811.D	8082/608 0.53 (mm)
STD3000 510-87982/9 IC		10/11/2011 15:28	1		8082/608V2 0.53 (mm)
STD1221 510-87982/10 IC		10/11/2011 15:43	1	B4812.D	8082/608 0.53 (mm)
STD1221 510-87982/10 IC		10/11/2011 15:43	1		8082/608V2 0.53 (mm)
STD1232 510-87982/11 IC		10/11/2011 15:58	1	B4813.D	8082/608 0.53 (mm)
STD1232 510-87982/11 IC		10/11/2011 15:58	1		8082/608V2 0.53 (mm)
STD1242 510-87982/12 IC		10/11/2011 16:13	1	B4814.D	8082/608 0.53 (mm)
STD1242 510-87982/12 IC		10/11/2011 16:13	1		8082/608V2 0.53 (mm)
STD1248 510-87982/13 IC		10/11/2011 16:29	1	B4815.D	8082/608 0.53 (mm)
STD1248 510-87982/13 IC		10/11/2011 16:29	1		8082/608V2 0.53 (mm)
STD1254 510-87982/14 IC		10/11/2011 16:44	1	B4816.D	8082/608 0.53 (mm)
STD1254 510-87982/14 IC		10/11/2011 16:44	1		8082/608V2 0.53 (mm)
ICV 510-87982/15		10/11/2011 16:59	1		8082/608 0.53 (mm)
ICV 510-87982/15		10/11/2011 16:59	1		8082/608V2 0.53 (mm)
CCV1500 510-87982/16		10/11/2011 17:15	1		8082/608 0.53 (mm)
CCV1500 510-87982/16		10/11/2011 17:15	1		8082/608V2 0.53 (mm)
ZZZZZ		10/11/2011 17:36	1		8082/608 0.53 (mm)
ZZZZZ		10/11/2011 17:36	1		8082/608V2 0.53 (mm)

PCBS ANALYSIS RUN LOG

Lab Name: TestAmerica Valparaiso Job No.: 510-73338-1

SDG No.: _____

Instrument ID: SGCA Start Date: 10/11/2011 13:25

Analysis Batch Number: 87982 End Date: 10/11/2011 20:40

LAB SAMPLE ID	CLIENT SAMPLE ID	DATE ANALYZED	DILUTION FACTOR	LAB FILE ID	COLUMN ID
ZZZZZ		10/11/2011 17:51	1		8082/608 0.53 (mm)
ZZZZZ		10/11/2011 17:51	1		8082/608V2 0.53 (mm)
ZZZZZ		10/11/2011 18:06	1		8082/608 0.53 (mm)
ZZZZZ		10/11/2011 18:06	1		8082/608V2 0.53 (mm)
ZZZZZ		10/11/2011 18:21	1		8082/608 0.53 (mm)
ZZZZZ		10/11/2011 18:21	1		8082/608V2 0.53 (mm)
ZZZZZ		10/11/2011 18:37	1		8082/608 0.53 (mm)
ZZZZZ		10/11/2011 18:37	1		8082/608V2 0.53 (mm)
ZZZZZ		10/11/2011 18:52	1		8082/608 0.53 (mm)
ZZZZZ		10/11/2011 18:52	1		8082/608V2 0.53 (mm)
ZZZZZ		10/11/2011 19:08	1		8082/608 0.53 (mm)
ZZZZZ		10/11/2011 19:08	1		8082/608V2 0.53 (mm)
ZZZZZ		10/11/2011 19:23	1		8082/608 0.53 (mm)
ZZZZZ		10/11/2011 19:23	1		8082/608V2 0.53 (mm)
ZZZZZ		10/11/2011 19:38	1		8082/608 0.53 (mm)
ZZZZZ		10/11/2011 19:38	1		8082/608V2 0.53 (mm)
ZZZZZ		10/11/2011 19:53	1		8082/608 0.53 (mm)
ZZZZZ		10/11/2011 19:53	1		8082/608V2 0.53 (mm)
ZZZZZ		10/11/2011 20:09	1		8082/608 0.53 (mm)
ZZZZZ		10/11/2011 20:09	1		8082/608V2 0.53 (mm)
ZZZZZ		10/11/2011 20:24	1		8082/608 0.53 (mm)
ZZZZZ		10/11/2011 20:24	1		8082/608V2 0.53 (mm)
CCV1000 510-87982/29		10/11/2011 20:40	1		8082/608 0.53 (mm)
CCV1000 510-87982/29		10/11/2011 20:40	1		8082/608V2 0.53 (mm)

PCBS ANALYSIS RUN LOG

Lab Name: TestAmerica Valparaiso Job No.: 510-73338-1

SDG No.: _____

Instrument ID: SGCA Start Date: 12/14/2011 09:14

Analysis Batch Number: 91038 End Date: 12/14/2011 20:24

LAB SAMPLE ID	CLIENT SAMPLE ID	DATE ANALYZED	DILUTION FACTOR	LAB FILE ID	COLUMN ID
CCV1500 510-91038/1		12/14/2011 09:14	1		8082/608 0.53 (mm)
CCV1500 510-91038/1		12/14/2011 09:14	1		8082/608V2 0.53 (mm)
CCV1242 510-91038/2		12/14/2011 09:30	1		8082/608 0.53 (mm)
CCV1242 510-91038/2		12/14/2011 09:30	1		8082/608V2 0.53 (mm)
CCV1248 510-91038/3		12/14/2011 09:45	1		8082/608 0.53 (mm)
CCV1248 510-91038/3		12/14/2011 09:45	1		8082/608V2 0.53 (mm)
CCV1254 510-91038/4		12/14/2011 10:00	1		8082/608 0.53 (mm)
CCV1254 510-91038/4		12/14/2011 10:00	1		8082/608V2 0.53 (mm)
ZZZZZ		12/14/2011 10:16	1		8082/608 0.53 (mm)
ZZZZZ		12/14/2011 10:16	1		8082/608V2 0.53 (mm)
ZZZZZ		12/14/2011 10:31	1		8082/608 0.53 (mm)
ZZZZZ		12/14/2011 10:31	1		8082/608V2 0.53 (mm)
ZZZZZ		12/14/2011 10:46	1		8082/608 0.53 (mm)
ZZZZZ		12/14/2011 10:46	1		8082/608V2 0.53 (mm)
ZZZZZ		12/14/2011 11:02	1		8082/608 0.53 (mm)
ZZZZZ		12/14/2011 11:02	1		8082/608V2 0.53 (mm)
ZZZZZ		12/14/2011 11:17	1		8082/608 0.53 (mm)
ZZZZZ		12/14/2011 11:17	1		8082/608V2 0.53 (mm)
CCV1000 510-91038/10		12/14/2011 11:32	1		8082/608 0.53 (mm)
CCV1000 510-91038/10		12/14/2011 11:32	1		8082/608V2 0.53 (mm)
MB 510-91000/1-A		12/14/2011 12:44	1	B5910.D	8082/608 0.53 (mm)
ZZZZZ		12/14/2011 12:44	1		8082/608V2 0.53 (mm)
LCS 510-91000/2-A		12/14/2011 12:59	1	B5911.D	8082/608 0.53 (mm)
ZZZZZ		12/14/2011 12:59	1		8082/608V2 0.53 (mm)
ZZZZZ		12/14/2011 13:14	10		8082/608 0.53 (mm)
ZZZZZ		12/14/2011 13:14	10		8082/608V2 0.53 (mm)
ZZZZZ		12/14/2011 13:29	10		8082/608 0.53 (mm)
ZZZZZ		12/14/2011 13:29	10		8082/608V2 0.53 (mm)
ZZZZZ		12/14/2011 13:44	10		8082/608 0.53 (mm)
ZZZZZ		12/14/2011 13:44	10		8082/608V2 0.53 (mm)
ZZZZZ		12/14/2011 13:59	10		8082/608 0.53 (mm)
ZZZZZ		12/14/2011 13:59	10		8082/608V2 0.53 (mm)
ZZZZZ		12/14/2011 14:14	10		8082/608 0.53 (mm)
ZZZZZ		12/14/2011 14:14	10		8082/608V2 0.53 (mm)
ZZZZZ		12/14/2011 14:30	10		8082/608 0.53 (mm)
ZZZZZ		12/14/2011 14:30	10		8082/608V2 0.53 (mm)
ZZZZZ		12/14/2011 14:45	100		8082/608 0.53 (mm)
ZZZZZ		12/14/2011 14:45	100		8082/608V2 0.53 (mm)
CCV1500 510-91038/22		12/14/2011 15:00	1	B5919.D	8082/608 0.53 (mm)
CCV1500 510-91038/22		12/14/2011 15:00	1		8082/608V2 0.53 (mm)
ZZZZZ		12/14/2011 17:06	10		8082/608 0.53 (mm)
ZZZZZ		12/14/2011 17:06	10		8082/608V2 0.53 (mm)
ZZZZZ		12/14/2011 17:21	10		8082/608 0.53 (mm)
ZZZZZ		12/14/2011 17:21	10		8082/608V2 0.53 (mm)
ZZZZZ		12/14/2011 17:36	10		8082/608 0.53 (mm)

PCBS ANALYSIS RUN LOG

Lab Name: TestAmerica Valparaiso Job No.: 510-73338-1

SDG No.: _____

Instrument ID: SGCA Start Date: 12/14/2011 09:14

Analysis Batch Number: 91038 End Date: 12/14/2011 20:24

LAB SAMPLE ID	CLIENT SAMPLE ID	DATE ANALYZED	DILUTION FACTOR	LAB FILE ID	COLUMN ID
ZZZZZ		12/14/2011 17:36	10		8082/608V2 0.53 (mm)
ZZZZZ		12/14/2011 17:52	10		8082/608 0.53 (mm)
ZZZZZ		12/14/2011 17:52	10		8082/608V2 0.53 (mm)
ZZZZZ		12/14/2011 18:07	10		8082/608 0.53 (mm)
ZZZZZ		12/14/2011 18:07	10		8082/608V2 0.53 (mm)
ZZZZZ		12/14/2011 18:23	10		8082/608 0.53 (mm)
ZZZZZ		12/14/2011 18:23	10		8082/608V2 0.53 (mm)
ZZZZZ		12/14/2011 18:38	5000		8082/608 0.53 (mm)
ZZZZZ		12/14/2011 18:38	5000		8082/608V2 0.53 (mm)
ZZZZZ		12/14/2011 18:53	10		8082/608 0.53 (mm)
ZZZZZ		12/14/2011 18:53	10		8082/608V2 0.53 (mm)
ZZZZZ		12/14/2011 19:09	1000		8082/608 0.53 (mm)
ZZZZZ		12/14/2011 19:09	1000		8082/608V2 0.53 (mm)
ZZZZZ		12/14/2011 19:24	10		8082/608 0.53 (mm)
ZZZZZ		12/14/2011 19:24	10		8082/608V2 0.53 (mm)
ZZZZZ		12/14/2011 19:39	10		8082/608 0.53 (mm)
ZZZZZ		12/14/2011 19:39	10		8082/608V2 0.53 (mm)
ZZZZZ		12/14/2011 19:54	500		8082/608 0.53 (mm)
ZZZZZ		12/14/2011 19:54	500		8082/608V2 0.53 (mm)
CCV1000 510-91038/35		12/14/2011 20:09	1		8082/608 0.53 (mm)
CCV1000 510-91038/35		12/14/2011 20:09	1		8082/608V2 0.53 (mm)
CCV1000 510-91038/36		12/14/2011 20:24	1		8082/608 0.53 (mm)
CCV1000 510-91038/36		12/14/2011 20:24	1		8082/608V2 0.53 (mm)

PCBS ANALYSIS RUN LOG

Lab Name: TestAmerica Valparaiso Job No.: 510-73338-1

SDG No.: _____

Instrument ID: SGCA Start Date: 12/15/2011 09:12

Analysis Batch Number: 91098 End Date: 12/15/2011 14:06

LAB SAMPLE ID	CLIENT SAMPLE ID	DATE ANALYZED	DILUTION FACTOR	LAB FILE ID	COLUMN ID
CCV1242 510-91098/2		12/15/2011 09:12	1		8082/608 0.53 (mm)
CCV1242 510-91098/2		12/15/2011 09:12	1		8082/608V2 0.53 (mm)
CCV1500 510-91098/4		12/15/2011 09:42	1		8082/608 0.53 (mm)
CCV1500 510-91098/4		12/15/2011 09:42	1		8082/608V2 0.53 (mm)
CCV1254 510-91098/5		12/15/2011 09:57	1		8082/608 0.53 (mm)
CCV1254 510-91098/5		12/15/2011 09:57	1		8082/608V2 0.53 (mm)
ZZZZZ		12/15/2011 10:27	500		8082/608 0.53 (mm)
ZZZZZ		12/15/2011 10:27	500		8082/608V2 0.53 (mm)
ZZZZZ		12/15/2011 10:42	50		8082/608 0.53 (mm)
ZZZZZ		12/15/2011 10:42	50		8082/608V2 0.53 (mm)
ZZZZZ		12/15/2011 10:57	100		8082/608 0.53 (mm)
ZZZZZ		12/15/2011 10:57	100		8082/608V2 0.53 (mm)
ZZZZZ		12/15/2011 11:12	10		8082/608 0.53 (mm)
ZZZZZ		12/15/2011 11:12	10		8082/608V2 0.53 (mm)
ZZZZZ		12/15/2011 11:27	50		8082/608 0.53 (mm)
ZZZZZ		12/15/2011 11:27	50		8082/608V2 0.53 (mm)
ZZZZZ		12/15/2011 11:43	10		8082/608 0.53 (mm)
ZZZZZ		12/15/2011 11:43	10		8082/608V2 0.53 (mm)
CCV1000 510-91098/12		12/15/2011 11:58	1	B5956.D	8082/608 0.53 (mm)
CCV1000 510-91098/12		12/15/2011 11:58	1		8082/608V2 0.53 (mm)
510-73338-1 RADL	TRC-SW-1 RADL	12/15/2011 12:19	10	B5957.D	8082/608 0.53 (mm)
ZZZZZ		12/15/2011 12:19	10		8082/608V2 0.53 (mm)
510-73338-2 RADL2	TRC-SW-2 RADL2	12/15/2011 12:34	25000	B5958.D	8082/608 0.53 (mm)
ZZZZZ		12/15/2011 12:34	25000		8082/608V2 0.53 (mm)
ZZZZZ		12/15/2011 12:50	10		8082/608 0.53 (mm)
ZZZZZ		12/15/2011 12:50	10		8082/608V2 0.53 (mm)
ZZZZZ		12/15/2011 13:05	10		8082/608 0.53 (mm)
ZZZZZ		12/15/2011 13:05	10		8082/608V2 0.53 (mm)
ZZZZZ		12/15/2011 13:20	50		8082/608 0.53 (mm)
ZZZZZ		12/15/2011 13:20	50		8082/608V2 0.53 (mm)
ZZZZZ		12/15/2011 13:35	10		8082/608 0.53 (mm)
ZZZZZ		12/15/2011 13:35	10		8082/608V2 0.53 (mm)
510-73338-4 RADL2	TRC-SW-4 RADL2	12/15/2011 13:50	500	B5963.D	8082/608 0.53 (mm)
ZZZZZ		12/15/2011 13:50	500		8082/608V2 0.53 (mm)
CCV1500 510-91098/20		12/15/2011 14:06	1	B5964.D	8082/608 0.53 (mm)
CCV1500 510-91098/20		12/15/2011 14:06	1		8082/608V2 0.53 (mm)

PCBS ANALYSIS RUN LOG

Lab Name: TestAmerica Valparaiso Job No.: 510-73338-1

SDG No.: _____

Instrument ID: SGCA Start Date: 12/16/2011 10:18

Analysis Batch Number: 91178 End Date: 12/16/2011 23:36

LAB SAMPLE ID	CLIENT SAMPLE ID	DATE ANALYZED	DILUTION FACTOR	LAB FILE ID	COLUMN ID
STD20 510-91178/1 IC		12/16/2011 10:18	1	B5991.D	8082/608 0.53 (mm)
STD20 510-91178/1 IC		12/16/2011 10:18	1		8082/608V2 0.53 (mm)
STD50 510-91178/2 IC		12/16/2011 10:33	1	B5992.D	8082/608 0.53 (mm)
STD50 510-91178/2 IC		12/16/2011 10:33	1		8082/608V2 0.53 (mm)
STD100 510-91178/3 IC		12/16/2011 10:49	1	B5993.D	8082/608 0.53 (mm)
STD100 510-91178/3 IC		12/16/2011 10:49	1		8082/608V2 0.53 (mm)
STD250 510-91178/4 IC		12/16/2011 11:04	1	B5994.D	8082/608 0.53 (mm)
STD250 510-91178/4 IC		12/16/2011 11:04	1		8082/608V2 0.53 (mm)
STD500 510-91178/5 IC		12/16/2011 11:19	1	B5995.D	8082/608 0.53 (mm)
STD500 510-91178/5 IC		12/16/2011 11:19	1		8082/608V2 0.53 (mm)
STD1000 510-91178/6 IC		12/16/2011 11:35	1	B5996.D	8082/608 0.53 (mm)
STD1000 510-91178/6 IC		12/16/2011 11:35	1		8082/608V2 0.53 (mm)
STD1500 510-91178/7 IC		12/16/2011 11:50	1	B5997.D	8082/608 0.53 (mm)
STD1500 510-91178/7 IC		12/16/2011 11:50	1		8082/608V2 0.53 (mm)
STD2000 510-91178/8 IC		12/16/2011 12:06	1	B5998.D	8082/608 0.53 (mm)
STD2000 510-91178/8 IC		12/16/2011 12:06	1		8082/608V2 0.53 (mm)
STD3000 510-91178/9 IC		12/16/2011 12:21	1	B5999.D	8082/608 0.53 (mm)
STD3000 510-91178/9 IC		12/16/2011 12:21	1		8082/608V2 0.53 (mm)
STD1221 510-91178/10 IC		12/16/2011 12:36	1	B6000.D	8082/608 0.53 (mm)
STD1221 510-91178/10 IC		12/16/2011 12:36	1		8082/608V2 0.53 (mm)
STD1232 510-91178/11 IC		12/16/2011 12:52	1	B6001.D	8082/608 0.53 (mm)
STD1232 510-91178/11 IC		12/16/2011 12:52	1		8082/608V2 0.53 (mm)
STD1242 510-91178/12 IC		12/16/2011 13:07	1	B6002.D	8082/608 0.53 (mm)
STD1242 510-91178/12 IC		12/16/2011 13:07	1		8082/608V2 0.53 (mm)
STD1248 510-91178/13 IC		12/16/2011 13:22	1	B6003.D	8082/608 0.53 (mm)
STD1248 510-91178/13 IC		12/16/2011 13:22	1		8082/608V2 0.53 (mm)
STD1254 510-91178/14 IC		12/16/2011 13:41	1	B6004.D	8082/608 0.53 (mm)
STD1254 510-91178/14 IC		12/16/2011 13:41	1		8082/608V2 0.53 (mm)
ICV 510-91178/15		12/16/2011 13:56	1	B6005.D	8082/608 0.53 (mm)
ICV 510-91178/15		12/16/2011 13:56	1		8082/608V2 0.53 (mm)
CCV1500 510-91178/16		12/16/2011 14:12	1	B6006.D	8082/608 0.53 (mm)
CCV1500 510-91178/16		12/16/2011 14:12	1		8082/608V2 0.53 (mm)
MB 510-91096/1-A		12/16/2011 14:39	1	B6007.D	8082/608 0.53 (mm)
ZZZZZ		12/16/2011 14:39	1		8082/608V2 0.53 (mm)

PCBS ANALYSIS RUN LOG

Lab Name: TestAmerica Valparaiso Job No.: 510-73338-1

SDG No.: _____

Instrument ID: SGCA Start Date: 12/16/2011 10:18

Analysis Batch Number: 91178 End Date: 12/16/2011 23:36

LAB SAMPLE ID	CLIENT SAMPLE ID	DATE ANALYZED	DILUTION FACTOR	LAB FILE ID	COLUMN ID
LCS 510-91096/2-A		12/16/2011 14:54	1	B6008.D	8082/608 0.53 (mm)
ZZZZZ		12/16/2011 14:54	1		8082/608V2 0.53 (mm)
ZZZZZ		12/16/2011 15:10	1		8082/608 0.53 (mm)
ZZZZZ		12/16/2011 15:10	1		8082/608V2 0.53 (mm)
ZZZZZ		12/16/2011 15:25	1		8082/608 0.53 (mm)
ZZZZZ		12/16/2011 15:25	1		8082/608V2 0.53 (mm)
ZZZZZ		12/16/2011 15:41	1		8082/608 0.53 (mm)
ZZZZZ		12/16/2011 15:41	1		8082/608V2 0.53 (mm)
ZZZZZ		12/16/2011 15:56	1		8082/608 0.53 (mm)
ZZZZZ		12/16/2011 15:56	1		8082/608V2 0.53 (mm)
ZZZZZ		12/16/2011 16:11	1		8082/608 0.53 (mm)
ZZZZZ		12/16/2011 16:11	1		8082/608V2 0.53 (mm)
ZZZZZ		12/16/2011 16:27	1		8082/608 0.53 (mm)
ZZZZZ		12/16/2011 16:27	1		8082/608V2 0.53 (mm)
ZZZZZ		12/16/2011 16:42	1		8082/608 0.53 (mm)
ZZZZZ		12/16/2011 16:42	1		8082/608V2 0.53 (mm)
ZZZZZ		12/16/2011 16:57	1		8082/608 0.53 (mm)
ZZZZZ		12/16/2011 16:57	1		8082/608V2 0.53 (mm)
ZZZZZ		12/16/2011 17:13	1		8082/608 0.53 (mm)
ZZZZZ		12/16/2011 17:13	1		8082/608V2 0.53 (mm)
ZZZZZ		12/16/2011 17:28	1		8082/608 0.53 (mm)
ZZZZZ		12/16/2011 17:28	1		8082/608V2 0.53 (mm)
CCV1000 510-91178/29		12/16/2011 17:44	1	B6019.D	8082/608 0.53 (mm)
CCV1000 510-91178/29		12/16/2011 17:44	1		8082/608V2 0.53 (mm)
ZZZZZ		12/16/2011 17:59	10		8082/608 0.53 (mm)
ZZZZZ		12/16/2011 17:59	10		8082/608V2 0.53 (mm)
ZZZZZ		12/16/2011 18:14	10		8082/608 0.53 (mm)
ZZZZZ		12/16/2011 18:14	10		8082/608V2 0.53 (mm)
ZZZZZ		12/16/2011 18:29	10		8082/608 0.53 (mm)
ZZZZZ		12/16/2011 18:29	10		8082/608V2 0.53 (mm)
510-73338-3 REDL	TRC-SW-3 REDL	12/16/2011 18:45	10	B6023.D	8082/608 0.53 (mm)
ZZZZZ		12/16/2011 18:45	10		8082/608V2 0.53 (mm)
ZZZZZ		12/16/2011 19:00	10		8082/608 0.53 (mm)
ZZZZZ		12/16/2011 19:00	10		8082/608V2 0.53 (mm)
ZZZZZ		12/16/2011 19:15	1		8082/608 0.53 (mm)
ZZZZZ		12/16/2011 19:15	1		8082/608V2 0.53 (mm)
ZZZZZ		12/16/2011 19:31	1		8082/608 0.53 (mm)
ZZZZZ		12/16/2011 19:31	1		8082/608V2 0.53 (mm)
ZZZZZ		12/16/2011 19:46	10		8082/608 0.53 (mm)
ZZZZZ		12/16/2011 19:46	10		8082/608V2 0.53 (mm)
ZZZZZ		12/16/2011 20:01	10		8082/608 0.53 (mm)
ZZZZZ		12/16/2011 20:01	10		8082/608V2 0.53 (mm)
ZZZZZ		12/16/2011 20:17	10		8082/608 0.53 (mm)
ZZZZZ		12/16/2011 20:17	10		8082/608V2 0.53 (mm)
CCV1500 510-91178/40		12/16/2011 20:32	1	B6030.D	8082/608 0.53 (mm)

PCBS ANALYSIS RUN LOG

Lab Name: TestAmerica Valparaiso Job No.: 510-73338-1

SDG No.: _____

Instrument ID: SGCA Start Date: 12/16/2011 10:18

Analysis Batch Number: 91178 End Date: 12/16/2011 23:36

LAB SAMPLE ID	CLIENT SAMPLE ID	DATE ANALYZED	DILUTION FACTOR	LAB FILE ID	COLUMN ID
CCV1500 510-91178/40		12/16/2011 20:32	1		8082/608V2 0.53 (mm)
ZZZZZ		12/16/2011 20:47	10		8082/608 0.53 (mm)
ZZZZZ		12/16/2011 20:47	10		8082/608V2 0.53 (mm)
ZZZZZ		12/16/2011 21:03	10		8082/608 0.53 (mm)
ZZZZZ		12/16/2011 21:03	10		8082/608V2 0.53 (mm)
ZZZZZ		12/16/2011 21:18	10		8082/608 0.53 (mm)
ZZZZZ		12/16/2011 21:18	10		8082/608V2 0.53 (mm)
ZZZZZ		12/16/2011 21:33	10		8082/608 0.53 (mm)
ZZZZZ		12/16/2011 21:33	10		8082/608V2 0.53 (mm)
ZZZZZ		12/16/2011 21:49	10		8082/608 0.53 (mm)
ZZZZZ		12/16/2011 21:49	10		8082/608V2 0.53 (mm)
ZZZZZ		12/16/2011 22:04	10		8082/608 0.53 (mm)
ZZZZZ		12/16/2011 22:04	10		8082/608V2 0.53 (mm)
ZZZZZ		12/16/2011 22:19	10		8082/608 0.53 (mm)
ZZZZZ		12/16/2011 22:19	10		8082/608V2 0.53 (mm)
ZZZZZ		12/16/2011 22:35	10		8082/608 0.53 (mm)
ZZZZZ		12/16/2011 22:35	10		8082/608V2 0.53 (mm)
ZZZZZ		12/16/2011 22:50	10		8082/608 0.53 (mm)
ZZZZZ		12/16/2011 22:50	10		8082/608V2 0.53 (mm)
ZZZZZ		12/16/2011 23:06	10		8082/608 0.53 (mm)
ZZZZZ		12/16/2011 23:06	10		8082/608V2 0.53 (mm)
ZZZZZ		12/16/2011 23:21	10		8082/608 0.53 (mm)
ZZZZZ		12/16/2011 23:21	10		8082/608V2 0.53 (mm)
CCV1000 510-91178/52		12/16/2011 23:36	1		8082/608 0.53 (mm)
CCV1000 510-91178/52		12/16/2011 23:36	1		8082/608V2 0.53 (mm)

PCBS BATCH WORKSHEET

Lab Name: TestAmerica Valparaiso Job No.: 510-73338-1

SDG No.: _____

Batch Number: 91000 Batch Start Date: 12/13/11 14:19 Batch Analyst: Page, Sarah N

Batch Method: 3546 Batch End Date: _____

Lab Sample ID	Client Sample ID	Method Chain	Basis	InitialAmount	FinalAmount	SGPCBSKWS 00026	SGPCBSSWS 00032	AnalysisComment	
MB 510-91000/1		3546, 8082		15 g	5 mL		250 uL		
LCS 510-91000/2		3546, 8082		15 g	5 mL	250 uL	250 uL		
510-73338-B-1	TRC-SW-1	3546, 8082	T	15.59 g	5 mL		250 uL		
510-73338-B-2	TRC-SW-2	3546, 8082	T	15.64 g	5 mL		250 uL	chemical odor	
510-73338-B-4	TRC-SW-4	3546, 8082	T	15.61 g	5 mL		250 uL		

Batch Notes	
Balance ID	37912
Hexane Lot#	ophexr_00083
Microwave Start Time	1610
Microwave Stop Time	1635
Na2SO4 Lot Number	opna2so4_00022
Ottawa Sand Lot #	opsand_00007
Person's name who did the prep	Sarah Page
Water Bath Temperature	35, 40

Basis	Basis Description
T	Total/NA

PCBS BATCH WORKSHEET

Lab Name: TestAmerica Valparaiso Job No.: 510-73338-1

SDG No.: _____

Batch Number: 91096 Batch Start Date: 12/15/11 07:45 Batch Analyst: Page, Sarah N

Batch Method: 3546 Batch End Date: _____

Lab Sample ID	Client Sample ID	Method Chain	Basis	InitialAmount	FinalAmount	SGPCBSKWWS 00026	SGPCBSSWWS 00032		
MB 510-91096/1		3546, 8082		15 g	5 mL		250 uL		
LCS 510-91096/2		3546, 8082		15 g	5 mL	250 uL	250 uL		
510-73338-B-3	TRC-SW-3	3546, 8082	T	15.59 g	5 mL		250 uL		

Batch Notes	
Balance ID	37912
Hexane Lot#	ophexr_00083
Na2SO4 Lot Number	opna2so4_00022
Ottawa Sand Lot #	opsand_00007
Person's name who did the prep	Sarah Page
Water Bath Temperature	35, 41

Basis	Basis Description
T	Total/NA

GENERAL CHEMISTRY

COVER PAGE
GENERAL CHEMISTRY

Lab Name: TestAmerica Valparaiso Job Number: 510-73338-1

SDG No.: _____

Project: South Bend Former Studebaker Foundry

Client Sample ID	Lab Sample ID
<u>TRC-SW-1</u>	<u>510-73338-1</u>
<u>TRC-SW-2</u>	<u>510-73338-2</u>
<u>TRC-SW-3</u>	<u>510-73338-3</u>
<u>TRC-SW-4</u>	<u>510-73338-4</u>

Comments:

9-IN
DETECTION LIMITS
GENERAL CHEMISTRY

Lab Name: TestAmerica Valparaiso

Job Number: 510-73338-1

SDG Number: _____

Matrix: Solid

Instrument ID: NOEQUIP

Method: Moisture

RL Date: 11/15/2005 14:44

Analyte	Wavelength/ Mass	RL (%)	
Percent Moisture		0.1	
Percent Solids		0.1	

13-IN
ANALYSIS RUN LOG
GENERAL CHEMISTRY

Lab Name: TestAmerica Valparaiso Job No.: 510-73338-1

SDG No.: _____

Instrument ID: NOEQUIP Method: Moisture

Start Date: 12/13/2011 16:36 End Date: 12/13/2011 16:36

Lab Sample ID	D / F	Type	Time	Analytes																
				% S o l	M o i s t															
MB 510-91021/1	1	T	16:36	X	X															
ZZZZZZ			16:36																	
ZZZZZZ			16:36																	
ZZZZZZ			16:36																	
ZZZZZZ			16:36																	
510-73338-1	1	T	16:36	X	X															
510-73338-2	1	T	16:36	X	X															
510-73338-3	1	T	16:36	X	X															
510-73338-4	1	T	16:36	X	X															
ZZZZZZ			16:36																	
ZZZZZZ			16:36																	

Prep Types
T = Total/NA

GENERAL CHEMISTRY BATCH WORKSHEET

Lab Name: TestAmerica Valparaiso Job No.: 510-73338-1

SDG No.: _____

Batch Number: 91021 Batch Start Date: 12/13/11 16:36 Batch Analyst: Tran, Kevin

Batch Method: Moisture Batch End Date: _____

Lab Sample ID	Client Sample ID	Method Chain	Basis	DISH#	DishWeight	SampleMassWet	SampleMassDry		
MB 510-91021/1		Moisture		1	001.0089 g	011.3663 g	001.0111 g		
510-73338-A-1	TRC-SW-1	Moisture	T	6	000.9943 g	011.5544 g	011.1854 g		
510-73338-A-2	TRC-SW-2	Moisture	T	7	000.9904 g	011.5364 g	010.9116 g		
510-73338-A-3	TRC-SW-3	Moisture	T	8	001.0187 g	011.3818 g	010.8397 g		
510-73338-A-4	TRC-SW-4	Moisture	T	9	001.0601 g	011.1619 g	010.5332 g		

Batch Notes	
Balance ID	gbalb No Unit
Date samples were placed in the oven	12/13/11
Oven Temp when samples are put in oven	103.2 Degrees C
Time samples were place in the oven	1700
Date samples were removed from oven	12/14/11
Oven Temp when samples removed from oven	104.3 Degrees C
Time Samples were removed from oven	0830
Oven ID	ovn-wc-1
ID number of the thermometer	14-986B-G
Uncorrected In Temperature	103.0 Celsius
Uncorrected Out Temperature	104.0 Celsius

Basis	Basis Description
T	Total/NA

Shipping and Receiving Documents

Chain of Custody Record

Client Information		SAMPLER: <i>Jodi Slough</i>		Lab P/N: Kintz, Robin M		Carrier Tracking No(s): 510-14134.1	
Client Contact: Ed Stefanek/Jodi Slough		Phone: 574-952-5880		E-Mail: robinm.kintz@testamericainc.com		Page: /	
Company: Weaver Boos Consultants LLC		Address: 4085 Meghan Beeler Court		City: South Bend		State/Zip: IN, 46628	
Phone: 574-271-3447		TAT Requested (days): ASAP		PO #:		WO #:	
Email: estefanek@weaverboos.com / jslough@weaverboos.com		Project #:		51001692		SSOW#:	
Project Name: South Bend Former Studebaker Foundry		Site: South Bend Former Studebaker Foundry		73338			

Sample Identification	Sample Date	Sample Time	Sample Type (C=Comp, G=grab)	Matrix (W=water, S=solid, O=waste/soil, BT=Tissue, A=Air)	Analysis Requested										Special Instructions/Note:	
					Field Filtered Sample (Yes or No)	Perform MS/MSD (Yes or No)	8270C, 8270C, SIM - BNAs	6020, 7470 - Metals	8082 - PCBs	8260B - VOCs	8015 - TPH GRO	8015 - TPH ERO	8260B - VOCs (Trip Blanks)	Total/Free Cyanide		Total Number of containers
1-TRC-SW-1	12/12/11	450	C	S	N	N	N	N	N	N	N	N	N	N	N	
2-TRC-SW-2	12/12/11	455	C	S	N	N	N	N	N	N	N	N	N	N	N	
3-TRC-SW-3	12/12/11	500	C	S	N	N	N	N	N	N	N	N	N	N	N	
4-TRC-SW-4	12/12/11	505	C	S	N	N	N	N	N	N	N	N	N	N	N	

Possible Hazard Identification <input type="checkbox"/> Non-Hazard <input type="checkbox"/> Flammable <input type="checkbox"/> Skin Irritant <input type="checkbox"/> Poison B <input checked="" type="checkbox"/> Unknown <input type="checkbox"/> Radiological		Sample Disposal (A fee may be assessed if samples are retained longer than 1 month) <input type="checkbox"/> Return To Client <input checked="" type="checkbox"/> Disposal By Lab <input type="checkbox"/> Archive For _____ Months
Deliverable Requested: I, II, III, IV, Other (specify)		Special Instructions/QC Requirements:
Empty Kit Relinquished by: <i>Jodi Slough</i>	Date: 12/12/11	Method of Shipment:
Relinquished by: <i>Jodi Slough</i>	Date/Time: 12/12/11 17:00	Company: <i>TESTAMERICA</i>
Relinquished by: <i>Jodi Slough</i>	Date/Time: 12/13/11 15:00	Company: <i>TESTAMERICA</i>
Relinquished by: <i>Jodi Slough</i>	Date/Time: 12/13/11 15:00	Company: <i>TESTAMERICA</i>

Custody Seals Intact: Custody Seal No.: 511-118-01

Cooler Temperature(s) °C and Other Remarks: 0.7°C cooler temp 1.0°C, 511-118-01

Login Sample Receipt Checklist

Client: Weaver Boos Consultants LLC

Job Number: 510-73338-1

Login Number: 73338
List Number: 2
Creator: Richter, Debbie D

List Source: TestAmerica Valparaiso

Question	Answer	Comment
Radioactivity either was not measured or, if measured, is at or below background	N/A	Lab does not accept radioactive samples.
The cooler's custody seal, if present, is intact.	True	
The cooler or samples do not appear to have been compromised or tampered with.	True	
Samples were received on ice.	True	
Cooler Temperature is acceptable.	True	
Cooler Temperature is recorded.	True	
COC is present.	True	
COC is filled out in ink and legible.	True	
COC is filled out with all pertinent information.	True	
Is the Field Sampler's name present on COC?	True	
There are no discrepancies between the sample IDs on the containers and the COC.	True	
Samples are received within Holding Time.	True	
Sample containers have legible labels.	True	
Containers are not broken or leaking.	True	
Sample collection date/times are provided.	True	
Appropriate sample containers are used.	True	
Sample bottles are completely filled.	True	
Sample Preservation Verified.	True	
There is sufficient vol. for all requested analyses, incl. any requested MS/MSDs	True	
VOA sample vials do not have headspace or bubble is <6mm (1/4") in diameter.	N/A	
Multiphasic samples are not present.	True	
Samples do not require splitting or compositing.	True	
Residual Chlorine Checked.	N/A	Check done at department level as required.