

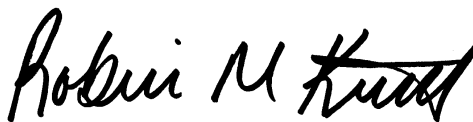
## ANALYTICAL REPORT

Job Number: 510-70377-2

Job Description: South Bend Former Studebaker Foundry

For:

Weaver Boos Consultants LLC  
4085 Meghan Beeler Court  
South Bend, IN 46628  
Attention: Jodi Slough



Approved for release.  
Robin M Kintz  
Project Manager I  
10/13/2011 4:35 PM

---

Robin M Kintz  
Project Manager I  
robinm.kintz@testamericainc.com  
10/13/2011

The test results in this report meet all NELAC requirements for parameters which accreditation is required or available. Any exceptions to NELAC requirements are noted in this report. Pursuant to NELAC, this report may not be reproduced, except in full, without the written approval of the laboratory. All questions regarding this test report should be directed to the Project Manager who signed this test report.

Valparaiso Certifications and IDs: New Hampshire (283711), Illinois (200065), Indiana DW (C-64-01), Indiana DW Micro (M-64-4), Washington (C842), Kentucky UST (57) and Foreign Soil Permit (P330-11-00073).

**TestAmerica Laboratories, Inc.**

TestAmerica Valparaiso 2400 Cumberland Drive, Valparaiso, IN 46383  
Tel (219) 464-2389 Fax (219) 462-2953 [www.testamericainc.com](http://www.testamericainc.com)



# Table of Contents

Cover Title Page .....	1
Data Summaries .....	4
Report Narrative .....	4
Manual Integration Summary .....	5
Sample Summary .....	6
Executive Summary .....	7
Method Summary .....	8
Method / Analyst Summary .....	9
Sample Datasheets .....	10
Surrogate Summary .....	14
QC Data Summary .....	15
Data Qualifiers .....	17
QC Association Summary .....	18
Lab Chronicle .....	19
Organic Sample Data .....	21
GC Semi VOA .....	21
Method 8082 .....	21
Method 8082 QC Summary .....	22
Method 8082 Sample Data .....	30
Standards Data .....	50
Method 8082 ICAL Data .....	50
Method 8082 CCAL Data .....	108
Raw QC Data .....	118
Method 8082 Blank Data .....	118
Method 8082 LCS/LCSD Data .....	123
Method 8082 MS/MSD Data .....	127

# Table of Contents

Method 8082 Run Logs .....	135
Method 8082 Prep Data .....	138
Shipping and Receiving Documents .....	139
Client Chain of Custody .....	140
Sample Receipt Checklist .....	146

**Job Narrative**  
**510-70377-2**

**Comments**

PCB analysis was requested to be run on some samples after all other analysis was completed. .

**Receipt**

All samples were received in good condition within temperature requirements.

**GC Semi VOA**

Method(s) 8082: The following sample was diluted due to the abundance of target analytes: SB0058:TP55:040050 (510-70377-7). Elevated reporting limits (RLs) are provided.

Method(s) 8082: Surrogate recovery for the following samples was outside control limits: (510-70377-14 MSD), SB0058:TP54:000020 (510-70377-4), SB0058:TP60:040050 (510-70377-14), SB0058:TP76:000020 (510-70377-46). The samples were diluted and that affected the recoveries for the surrogates. Preparation batch 88014.

Method(s) 8082: The following samples were diluted due to the matrix of the samples: (510-70377-14 MS), (510-70377-14 MSD), SB0058:TP54:000020 (510-70377-4), SB0058:TP55:040050 (510-70377-7), SB0058:TP60:040050 (510-70377-14), SB0058:TP76:000020 (510-70377-46). Elevated reporting limits (RLs) are provided. Preparation batch 88014.

Method(s) 8082: The following samples required two sulfuric acid clean-ups to reduce matrix interferences: (510-70377-14 MS), (510-70377-14 MSD), SB0058:TP54:000020 (510-70377-4), SB0058:TP55:040050 (510-70377-7), SB0058:TP60:040050 (510-70377-14), SB0058:TP76:000020 (510-70377-46). Preparation batch 88014.

Method(s) 8082: The following samples required a mercury clean-up to reduce matrix interferences caused by sulfur: (510-70377-14 MS), (510-70377-14 MSD), SB0058:TP54:000020 (510-70377-4), SB0058:TP55:040050 (510-70377-7), SB0058:TP60:040050 (510-70377-14), SB0058:TP76:000020 (510-70377-46). Preparation batch 88014.

Method(s) 8082: The matrix spike duplicate (MSD) recovery for preparation batch 88014 was outside control limits. The associated laboratory control sample (LCS) recovery met acceptance criteria.

Method(s) 8082: The matrix spike / matrix spike duplicate (MS/MSD) precision for preparation batch 88014 was outside control limits.

No other analytical or quality issues were noted.

**Organic Prep**

No analytical or quality issues were noted.

PCBS MANUAL INTEGRATION SUMMARY

Lab Name: TestAmerica Valparaiso Job No.: 510-70377-2

SDG No.: \_\_\_\_\_

Instrument ID: SGCA Analysis Batch Number: 87982

Lab Sample ID: STD20 510-87982/1 IC Client Sample ID: \_\_\_\_\_

Date Analyzed: 10/11/11 13:25 Lab File ID: B4803.D GC Column: 8082/608 ID: 0.53 (mm)

COMPOUND NAME	RETENTION TIME	MANUAL INTEGRATION		
		REASON	ANALYST	DATE
PCB-1260 Peak 1	6.78	Incomplete Integration	iversc	10/11/11 15:30
PCB-1260 Peak 2	7.27	Incomplete Integration	iversc	10/11/11 15:30
PCB-1260 Peak 3	7.51	Incomplete Integration	iversc	10/11/11 15:30
PCB-1260 Peak 4	7.82	Incomplete Integration	iversc	10/11/11 15:30
PCB-1260 Peak 5	8.57	Incomplete Integration	iversc	10/11/11 15:30

Lab Sample ID: STD250 510-87982/4 IC Client Sample ID: \_\_\_\_\_

Date Analyzed: 10/11/11 14:11 Lab File ID: B4806.D GC Column: 8082/608 ID: 0.53 (mm)

COMPOUND NAME	RETENTION TIME	MANUAL INTEGRATION		
		REASON	ANALYST	DATE
Dibutylchloroendate	9.57	Incomplete Integration	iversc	10/11/11 15:31

Lab Sample ID: STD1221 510-87982/10 IC Client Sample ID: \_\_\_\_\_

Date Analyzed: 10/11/11 15:43 Lab File ID: B4812.D GC Column: 8082/608 ID: 0.53 (mm)

COMPOUND NAME	RETENTION TIME	MANUAL INTEGRATION		
		REASON	ANALYST	DATE
PCB-1221 Peak 1	2.25	Incomplete Integration	iversc	10/11/11 16:05
PCB-1221 Peak 2	2.94	Incomplete Integration	iversc	10/11/11 16:05
PCB-1221 Peak 3	3.11	Incomplete Integration	iversc	10/11/11 16:05
PCB-1221 Peak 4	3.16	Incomplete Integration	iversc	10/11/11 16:05
PCB-1221 Peak 5	4.37	Incomplete Integration	iversc	10/11/11 16:05

# SAMPLE SUMMARY

Client: Weaver Boos Consultants LLC

Job Number: 510-70377-2

<b>Lab Sample ID</b>	<b>Client Sample ID</b>	<b>Client Matrix</b>	<b>Date/Time Sampled</b>	<b>Date/Time Received</b>
510-70377-4	SB0058:TP54:000020	Solid	09/22/2011 1410	09/23/2011 1455
510-70377-7	SB0058:TP55:040050	Solid	09/22/2011 1455	09/23/2011 1455
510-70377-14	SB0058:TP60:040050	Solid	09/22/2011 1545	09/23/2011 1455
510-70377-46	SB0058:TP76:000020	Solid	09/23/2011 1330	09/23/2011 1455

## EXECUTIVE SUMMARY - Detections

Client: Weaver Boos Consultants LLC

Job Number: 510-70377-2

Lab Sample ID Analyte	Client Sample ID	Result	Qualifier	Reporting Limit	Units	Method
--------------------------	------------------	--------	-----------	--------------------	-------	--------

---

No Detections

## METHOD SUMMARY

Client: Weaver Boos Consultants LLC

Job Number: 510-70377-2

<b>Description</b>	<b>Lab Location</b>	<b>Method</b>	<b>Preparation Method</b>
<b>Matrix Solid</b>			
Polychlorinated Biphenyls (PCBs) by Gas Chromatography	TAL VAL	SW846 8082	
Mircrowave	TAL VAL		SW846 3546

### Lab References:

TAL VAL = TestAmerica Valparaiso

### Method References:

SW846 = "Test Methods For Evaluating Solid Waste, Physical/Chemical Methods", Third Edition, November 1986 And Its Updates.



## METHOD / ANALYST SUMMARY

Client: Weaver Boos Consultants LLC

Job Number: 510-70377-2

<b>Method</b>	<b>Analyst</b>	<b>Analyst ID</b>
SW846 8082	Ivers, Catherine L	CLI

# Analytical Data

Client: Weaver Boos Consultants LLC

Job Number: 510-70377-2

Client Sample ID: SB0058:TP54:000020

Lab Sample ID: 510-70377-4

Date Sampled: 09/22/2011 1410

Client Matrix: Solid

% Moisture: 8.5

Date Received: 09/23/2011 1455

## 8082 Polychlorinated Biphenyls (PCBs) by Gas Chromatography

Analysis Method: 8082	Analysis Batch: 510-88023	Instrument ID: SGCA
Prep Method: 3546	Prep Batch: 510-88014	Initial Weight/Volume: 15.61 g
Dilution: 10		Final Weight/Volume: 5 mL
Analysis Date: 10/12/2011 1402	Run Type: DL	Injection Volume: 1 uL
Prep Date: 10/12/2011 0811		Result Type: PRIMARY

Analyte	DryWt Corrected: Y	Result (mg/Kg)	Qualifier	RL
PCB-1016		<0.21		0.21
PCB-1221		<0.21		0.21
PCB-1232		<0.21		0.21
PCB-1242		<0.21		0.21
PCB-1248		<0.21		0.21
PCB-1254		<0.21		0.21
PCB-1260		<0.21		0.21

Surrogate	%Rec	Qualifier	Acceptance Limits
DCB Decachlorobiphenyl	59		14 - 147
Dibutylchloroendate	8	X	10 - 132

# Analytical Data

Client: Weaver Boos Consultants LLC

Job Number: 510-70377-2

Client Sample ID: SB0058:TP55:040050

Lab Sample ID: 510-70377-7

Date Sampled: 09/22/2011 1455

Client Matrix: Solid

% Moisture: 9.5

Date Received: 09/23/2011 1455

## 8082 Polychlorinated Biphenyls (PCBs) by Gas Chromatography

Analysis Method: 8082	Analysis Batch: 510-88023	Instrument ID: SGCA
Prep Method: 3546	Prep Batch: 510-88014	Initial Weight/Volume: 15.40 g
Dilution: 10		Final Weight/Volume: 5 mL
Analysis Date: 10/12/2011 1300	Run Type: DL	Injection Volume: 1 uL
Prep Date: 10/12/2011 0811		Result Type: PRIMARY

Analyte	DryWt Corrected: Y	Result (mg/Kg)	Qualifier	RL
PCB-1016		<0.22		0.22
PCB-1221		<0.22		0.22
PCB-1232		<0.22		0.22
PCB-1242		<0.22		0.22
PCB-1248		<0.22		0.22
PCB-1254		<0.22		0.22
PCB-1260		<0.22		0.22

Surrogate	%Rec	Qualifier	Acceptance Limits
DCB Decachlorobiphenyl	68		14 - 147
Dibutylchloroendate	22		10 - 132

# Analytical Data

Client: Weaver Boos Consultants LLC

Job Number: 510-70377-2

Client Sample ID: SB0058:TP60:040050

Lab Sample ID: 510-70377-14

Date Sampled: 09/22/2011 1545

Client Matrix: Solid

% Moisture: 9.5

Date Received: 09/23/2011 1455

## 8082 Polychlorinated Biphenyls (PCBs) by Gas Chromatography

Analysis Method: 8082	Analysis Batch: 510-88023	Instrument ID: SGCA
Prep Method: 3546	Prep Batch: 510-88014	Initial Weight/Volume: 15.38 g
Dilution: 10		Final Weight/Volume: 5 mL
Analysis Date: 10/12/2011 1459	Run Type: DL	Injection Volume: 1 uL
Prep Date: 10/12/2011 0811		Result Type: PRIMARY

Analyte	DryWt Corrected: Y	Result (mg/Kg)	Qualifier	RL
PCB-1016		<0.22		0.22
PCB-1221		<0.22		0.22
PCB-1232		<0.22		0.22
PCB-1242		<0.22		0.22
PCB-1248		<0.22		0.22
PCB-1254		<0.22		0.22
PCB-1260		<0.22		0.22

Surrogate	%Rec	Qualifier	Acceptance Limits
DCB Decachlorobiphenyl	62		14 - 147
Dibutylchlorendate	5	X	10 - 132

# Analytical Data

Client: Weaver Boos Consultants LLC

Job Number: 510-70377-2

Client Sample ID: SB0058:TP76:000020

Lab Sample ID: 510-70377-46

Date Sampled: 09/23/2011 1330

Client Matrix: Solid

% Moisture: 8.9

Date Received: 09/23/2011 1455

## 8082 Polychlorinated Biphenyls (PCBs) by Gas Chromatography

Analysis Method: 8082	Analysis Batch: 510-88023	Instrument ID: SGCA
Prep Method: 3546	Prep Batch: 510-88014	Initial Weight/Volume: 15.60 g
Dilution: 10		Final Weight/Volume: 5 mL
Analysis Date: 10/12/2011 1428	Run Type: DL	Injection Volume: 1 uL
Prep Date: 10/12/2011 0811		Result Type: PRIMARY

Analyte	DryWt Corrected: Y	Result (mg/Kg)	Qualifier	RL
PCB-1016		<0.21		0.21
PCB-1221		<0.21		0.21
PCB-1232		<0.21		0.21
PCB-1242		<0.21		0.21
PCB-1248		<0.21		0.21
PCB-1254		<0.21		0.21
PCB-1260		<0.21		0.21

Surrogate	%Rec	Qualifier	Acceptance Limits
DCB Decachlorobiphenyl	68		14 - 147
Dibutylchloroendate	9	X	10 - 132

**Surrogate Recovery Report**

**8082 Polychlorinated Biphenyls (PCBs) by Gas Chromatography**

**Client Matrix: Solid**

Lab Sample ID	Client Sample ID	DBC1 %Rec	DCB1 %Rec
510-70377-4 DL	SB0058:TP54:000020 DL	8X	59
510-70377-7 DL	SB0058:TP55:040050 DL	22	68
510-70377-14 DL	SB0058:TP60:040050 DL	5X	62
510-70377-46 DL	SB0058:TP76:000020 DL	9X	68
MB 510-88014/1-A		74	92
LCS 510-88014/2-A		85	101
510-70377-14 MS DL	SB0058:TP60:040050 MS DL	33	64
510-70377-14 MSD DL	SB0058:TP60:040050 MSD DL	129	151X

Surrogate	Acceptance Limits
DBC = Dibutylchloroendate	10-132
DCB = DCB Decachlorobiphenyl	14-147

# Quality Control Results

Client: Weaver Boos Consultants LLC

Job Number: 510-70377-2

**Method Blank - Batch: 510-88014**

**Method: 8082**  
**Preparation: 3546**

Lab Sample ID: MB 510-88014/1-A  
Client Matrix: Solid  
Dilution: 1.0  
Analysis Date: 10/12/2011 1230  
Prep Date: 10/12/2011 0811  
Leach Date: N/A

Analysis Batch: 510-88023  
Prep Batch: 510-88014  
Leach Batch: N/A  
Units: mg/Kg

Instrument ID: SGCA  
Lab File ID: B4850.D  
Initial Weight/Volume: 15 g  
Final Weight/Volume: 5 mL  
Injection Volume: 1 uL  
Column ID: PRIMARY

Analyte	Result	Qual	RL
PCB-1016	<0.020		0.020
PCB-1221	<0.020		0.020
PCB-1232	<0.020		0.020
PCB-1242	<0.020		0.020
PCB-1248	<0.020		0.020
PCB-1254	<0.020		0.020
PCB-1260	<0.020		0.020

Surrogate	% Rec	Acceptance Limits
DCB Decachlorobiphenyl	92	14 - 147
Dibutylchloroendate	74	10 - 132

**Lab Control Sample - Batch: 510-88014**

**Method: 8082**  
**Preparation: 3546**

Lab Sample ID: LCS 510-88014/2-A  
Client Matrix: Solid  
Dilution: 1.0  
Analysis Date: 10/12/2011 1245  
Prep Date: 10/12/2011 0811  
Leach Date: N/A

Analysis Batch: 510-88023  
Prep Batch: 510-88014  
Leach Batch: N/A  
Units: mg/Kg

Instrument ID: SGCA  
Lab File ID: B4851.D  
Initial Weight/Volume: 15 g  
Final Weight/Volume: 5 mL  
Injection Volume: 1 uL  
Column ID: PRIMARY

Analyte	Spike Amount	Result	% Rec.	Limit	Qual
PCB-1016	0.334	0.330	99	71 - 118	
PCB-1260	0.334	0.343	103	72 - 125	

Surrogate	% Rec	Acceptance Limits
DCB Decachlorobiphenyl	101	14 - 147
Dibutylchloroendate	85	10 - 132

## Quality Control Results

Client: Weaver Boos Consultants LLC

Job Number: 510-70377-2

**Matrix Spike/  
Matrix Spike Duplicate Recovery Report - Batch: 510-88014**

**Method: 8082  
Preparation: 3546**

MS Lab Sample ID: 510-70377-14DL  
Client Matrix: Solid  
Dilution: 10  
Analysis Date: 10/12/2011 1515  
Prep Date: 10/12/2011 0811  
Leach Date: N/A

Analysis Batch: 510-88023  
Prep Batch: 510-88014  
Leach Batch: N/A  
Run Type: DL

Instrument ID: SGCA  
Lab File ID: B4860.D  
Initial Weight/Volume: 15.68 g  
Final Weight/Volume: 5 mL  
Injection Volume: 1 uL  
Column ID: PRIMARY

MSD Lab Sample ID: 510-70377-14DL  
Client Matrix: Solid  
Dilution: 10  
Analysis Date: 10/12/2011 1530  
Prep Date: 10/12/2011 0811  
Leach Date: N/A

Analysis Batch: 510-88023  
Prep Batch: 510-88014  
Leach Batch: N/A  
Run Type: DL

Instrument ID: SGCA  
Lab File ID: B4861.D  
Initial Weight/Volume: 15.94 g  
Final Weight/Volume: 5 mL  
Injection Volume: 1 uL  
Column ID: PRIMARY

Analyte	% Rec.		Limit	RPD	RPD Limit	MS Qual	MSD Qual
	MS	MSD					
PCB-1016	85	83	71 - 118	4	30		
PCB-1260	84	447	72 - 125	136	30		F
Surrogate	MS % Rec		MSD % Rec	Acceptance Limits			
DCB Decachlorobiphenyl	64		151	X	14 - 147		
Dibutylchloroendate	33		129		10 - 132		

**Matrix Spike/  
Matrix Spike Duplicate Recovery Report - Batch: 510-88014**

**Method: 8082  
Preparation: 3546**

MS Lab Sample ID: 510-70377-14DL  
Client Matrix: Solid  
Dilution: 10  
Analysis Date: 10/12/2011 1515  
Prep Date: 10/12/2011 0811  
Leach Date: N/A  
Run Type: DL

Units: mg/Kg

MSD Lab Sample ID: 510-70377-14DL  
Client Matrix: Solid  
Dilution: 10  
Analysis Date: 10/12/2011 1530  
Prep Date: 10/12/2011 0811  
Leach Date: N/A  
Run Type: DL

Analyte	Sample Result/Qual	MS Spike Amount	MSD Spike Amount	MS Result/Qual	MSD Result/Qual	
PCB-1016	<0.22	0.353	0.347	0.300	0.289	
PCB-1260	<0.22	0.353	0.347	0.296	1.55	F



## DATA REPORTING QUALIFIERS

Client: Weaver Boos Consultants LLC

Job Number: 510-70377-2

<b>Lab Section</b>	<b>Qualifier</b>	<b>Description</b>
GC Semi VOA		
	F	MS or MSD exceeds the control limits
	F	RPD of the MS and MSD exceeds the control limits
	X	Surrogate is outside control limits

## Quality Control Results

Client: Weaver Boos Consultants LLC

Job Number: 510-70377-2

### QC Association Summary

Lab Sample ID	Client Sample ID	Report Basis	Client Matrix	Method	Prep Batch
<b>GC Semi VOA</b>					
<b>Prep Batch: 510-88014</b>					
LCS 510-88014/2-A	Lab Control Sample	T	Solid	3546	
MB 510-88014/1-A	Method Blank	T	Solid	3546	
510-70377-4DL	SB0058:TP54:000020	T	Solid	3546	
510-70377-7DL	SB0058:TP55:040050	T	Solid	3546	
510-70377-14DL	SB0058:TP60:040050	T	Solid	3546	
510-70377-14MSDL	Matrix Spike	T	Solid	3546	
510-70377-14MSDDL	Matrix Spike Duplicate	T	Solid	3546	
510-70377-46DL	SB0058:TP76:000020	T	Solid	3546	
<b>Analysis Batch:510-88023</b>					
LCS 510-88014/2-A	Lab Control Sample	T	Solid	8082	510-88014
MB 510-88014/1-A	Method Blank	T	Solid	8082	510-88014
510-70377-4DL	SB0058:TP54:000020	T	Solid	8082	510-88014
510-70377-7DL	SB0058:TP55:040050	T	Solid	8082	510-88014
510-70377-14DL	SB0058:TP60:040050	T	Solid	8082	510-88014
510-70377-14MSDL	Matrix Spike	T	Solid	8082	510-88014
510-70377-14MSDDL	Matrix Spike Duplicate	T	Solid	8082	510-88014
510-70377-46DL	SB0058:TP76:000020	T	Solid	8082	510-88014

**Report Basis**

T = Total

# Quality Control Results

Client: Weaver Boos Consultants LLC

Job Number: 510-70377-2

## Laboratory Chronicle

Lab ID: 510-70377-4

Client ID: SB0058:TP54:000020

Sample Date/Time: 09/22/2011 14:10 Received Date/Time: 09/23/2011 14:55

Method	Bottle ID	Run	Analysis		Date Prepared /		Dil	Lab	Analyst
			Batch	Prep Batch	Analyzed				
P:3546	510-70377-J-4-D	DL	510-88023	510-88014	10/12/2011	08:11	10	TAL VAL	SNP
A:8082	510-70377-J-4-D	DL	510-88023	510-88014	10/12/2011	14:02	10	TAL VAL	CLI

Lab ID: 510-70377-7

Client ID: SB0058:TP55:040050

Sample Date/Time: 09/22/2011 14:55 Received Date/Time: 09/23/2011 14:55

Method	Bottle ID	Run	Analysis		Date Prepared /		Dil	Lab	Analyst
			Batch	Prep Batch	Analyzed				
P:3546	510-70377-J-7-D	DL	510-88023	510-88014	10/12/2011	08:11	10	TAL VAL	SNP
A:8082	510-70377-J-7-D	DL	510-88023	510-88014	10/12/2011	13:00	10	TAL VAL	CLI

Lab ID: 510-70377-14

Client ID: SB0058:TP60:040050

Sample Date/Time: 09/22/2011 15:45 Received Date/Time: 09/23/2011 14:55

Method	Bottle ID	Run	Analysis		Date Prepared /		Dil	Lab	Analyst
			Batch	Prep Batch	Analyzed				
P:3546	510-70377-J-14-D	DL	510-88023	510-88014	10/12/2011	08:11	10	TAL VAL	SNP
A:8082	510-70377-J-14-D	DL	510-88023	510-88014	10/12/2011	14:59	10	TAL VAL	CLI

Lab ID: 510-70377-14 MS

Client ID: SB0058:TP60:040050

Sample Date/Time: 09/22/2011 15:45 Received Date/Time: 09/23/2011 14:55

Method	Bottle ID	Run	Analysis		Date Prepared /		Dil	Lab	Analyst
			Batch	Prep Batch	Analyzed				
P:3546	510-70377-J-14-E MS	DL	510-88023	510-88014	10/12/2011	08:11	10	TAL VAL	SNP
A:8082	510-70377-J-14-E MS	DL	510-88023	510-88014	10/12/2011	15:15	10	TAL VAL	CLI

Lab ID: 510-70377-14 MSD

Client ID: SB0058:TP60:040050

Sample Date/Time: 09/22/2011 15:45 Received Date/Time: 09/23/2011 14:55

Method	Bottle ID	Run	Analysis		Date Prepared /		Dil	Lab	Analyst
			Batch	Prep Batch	Analyzed				
P:3546	510-70377-J-14-F MSD	DL	510-88023	510-88014	10/12/2011	08:11	10	TAL VAL	SNP
A:8082	510-70377-J-14-F MSD	DL	510-88023	510-88014	10/12/2011	15:30	10	TAL VAL	CLI

Lab ID: 510-70377-46

Client ID: SB0058:TP76:000020

Sample Date/Time: 09/23/2011 13:30 Received Date/Time: 09/23/2011 14:55

Method	Bottle ID	Run	Analysis		Date Prepared /		Dil	Lab	Analyst
			Batch	Prep Batch	Analyzed				
P:3546	510-70377-J-46-D	DL	510-88023	510-88014	10/12/2011	08:11	10	TAL VAL	SNP
A:8082	510-70377-J-46-D	DL	510-88023	510-88014	10/12/2011	14:28	10	TAL VAL	CLI

# Quality Control Results

Client: Weaver Boos Consultants LLC

Job Number: 510-70377-2

## Laboratory Chronicle

Lab ID: MB

Client ID: N/A

Sample Date/Time: N/A

Received Date/Time: N/A

Method	Bottle ID	Run	Analysis Batch	Prep Batch	Date Prepared / Analyzed	Dil	Lab	Analyst
P:3546	MB 510-88014/1-A		510-88023	510-88014	10/12/2011 08:11	1	TAL VAL	SNP
A:8082	MB 510-88014/1-A		510-88023	510-88014	10/12/2011 12:30	1	TAL VAL	CLI

Lab ID: LCS

Client ID: N/A

Sample Date/Time: N/A

Received Date/Time: N/A

Method	Bottle ID	Run	Analysis Batch	Prep Batch	Date Prepared / Analyzed	Dil	Lab	Analyst
P:3546	LCS 510-88014/2-A		510-88023	510-88014	10/12/2011 08:11	1	TAL VAL	SNP
A:8082	LCS 510-88014/2-A		510-88023	510-88014	10/12/2011 12:45	1	TAL VAL	CLI

### Lab References:

TAL VAL = TestAmerica Valparaiso

# Method 8082

---

Polychlorinated Biphenyls (PCBs) by  
Gas Chromatography by Method 8082

FORM II  
PCBS SURROGATE RECOVERY

Lab Name: TestAmerica Valparaiso Job No.: 510-70377-2

SDG No.: \_\_\_\_\_

Matrix: Solid Level: Low

GC Column (1): 8082/608 ID: 0.53 (mm)

Client Sample ID	Lab Sample ID	DBC1 #	DCB1 #
SB0058:TP54:000020 DL	510-70377-4 DL	8 X	59
SB0058:TP55:040050 DL	510-70377-7 DL	22	68
SB0058:TP60:040050 DL	510-70377-14 DL	5 X	62
SB0058:TP76:000020 DL	510-70377-46 DL	9 X	68
	MB 510-88014/1-A	74	92
	LCS 510-88014/2-A	85	101
SB0058:TP60:040050 MS DL	510-70377-14 MS DL	33	64
SB0058:TP60:040050 MSD DL	510-70377-14 MSD DL	129	151 X

DBC = Dibutylchloroendate  
DCB = DCB Decachlorobiphenyl

QC LIMITS  
10-132  
14-147

# Column to be used to flag recovery values

FORM III  
PCBS LAB CONTROL SAMPLE RECOVERY

Lab Name: TestAmerica Valparaiso Job No.: 510-70377-2

SDG No.: \_\_\_\_\_

Matrix: Solid Level: Low Lab File ID: B4851.D

Lab ID: LCS 510-88014/2-A Client ID: \_\_\_\_\_

COMPOUND	SPIKE ADDED (mg/Kg)	LCS CONCENTRATION (mg/Kg)	LCS % REC	QC LIMITS REC	#
PCB-1016	0.334	0.330	99	71-118	
PCB-1260	0.334	0.343	103	72-125	

# Column to be used to flag recovery and RPD values

FORM III  
PCBS MATRIX SPIKE RECOVERY

Lab Name: TestAmerica Valparaiso Job No.: 510-70377-2  
 SDG No.: \_\_\_\_\_  
 Matrix: Solid Level: Low Lab File ID: B4860.D  
 Lab ID: 510-70377-14 MS DL Client ID: SB0058:TP60:040050 MS DL

COMPOUND	SPIKE ADDED (mg/Kg)	SAMPLE CONCENTRATION (mg/Kg)	MS CONCENTRATION (mg/Kg)	MS % REC	QC LIMITS REC	#
PCB-1016	0.353	<0.22	0.300	85	71-118	
PCB-1260	0.353	<0.22	0.296	84	72-125	

# Column to be used to flag recovery and RPD values  
 FORM III 8082



FORM III  
PCBS MATRIX SPIKE DUPLICATE RECOVERY

Lab Name: TestAmerica Valparaiso Job No.: 510-70377-2

SDG No.: \_\_\_\_\_

Matrix: Solid Level: Low Lab File ID: B4861.D

Lab ID: 510-70377-14 MSD DL Client ID: SB0058:TP60:040050 MSD DL

COMPOUND	SPIKE ADDED (mg/Kg)	MSD CONCENTRATION (mg/Kg)	MSD % REC	% RPD	QC LIMITS		#
					RPD	REC	
PCB-1016	0.347	0.289	83	4	30	71-118	
PCB-1260	0.347	1.55	447	136	30	72-125	F

# Column to be used to flag recovery and RPD values

FORM IV  
PCBS METHOD BLANK SUMMARY

Lab Name: TestAmerica Valparaiso Job No.: 510-70377-2  
 SDG No.: \_\_\_\_\_  
 Lab Sample ID: MB 510-88014/1-A  
 Matrix: Solid Date Extracted: 10/12/2011 08:11  
 Lab File ID: (1) B4850.D Lab File ID: (2) \_\_\_\_\_  
 Date Analyzed: (1) 10/12/2011 12:30 Date Analyzed: (2) \_\_\_\_\_  
 Instrument ID: (1) SGCA Instrument ID: (2) \_\_\_\_\_  
 GC Column: (1) 8082/608 ID: 0.53 (mm) GC Column: (2) \_\_\_\_\_ ID: \_\_\_\_\_

THIS METHOD BLANK APPLIES TO THE FOLLOWING SAMPLES:

CLIENT SAMPLE ID	LAB SAMPLE ID	DATE ANALYZED 1	DATE ANALYZED 2
	LCS 510-88014/2-A	10/12/2011 12:45	
SB0058:TP55:040050 DL	510-70377-7 DL	10/12/2011 13:00	
SB0058:TP54:000020 DL	510-70377-4 DL	10/12/2011 14:02	
SB0058:TP76:000020 DL	510-70377-46 DL	10/12/2011 14:28	
SB0058:TP60:040050 DL	510-70377-14 DL	10/12/2011 14:59	
SB0058:TP60:040050 MS DL	510-70377-14 MS DL	10/12/2011 15:15	
SB0058:TP60:040050 MSD DL	510-70377-14 MSD DL	10/12/2011 15:30	

FORM X  
IDENTIFICATION SUMMARY

Lab Name: TestAmerica Valparaiso Job No.: 510-70377-2  
 SDG No.: \_\_\_\_\_  
 Client Sample ID: SB0058:TP60:040050 MS DL Lab Sample ID: 510-70377-14 MS DL  
 Instrument ID (1): SGCA Instrument ID (2): \_\_\_\_\_  
 Date Analyzed (1): 10/12/2011 15:15 Date Analyzed (2): \_\_\_\_\_  
 GC Column (1): 8082/608 ID: 0.53(mm) GC Column (2): \_\_\_\_\_ ID: \_\_\_\_\_

ANALYTE	COL	PEAK	RT	RT WINDOW		CONCENTRATION		
				FROM	TO	PEAK	MEAN	
PCB-1016	1	1	3.16	3.06	3.26	0.291	0.300	
		2	3.58	3.48	3.68	0.301		
		3	4.37	4.27	4.47	0.310		
		4	4.94	4.84	5.04	0.305		
		5	5.49	5.39	5.59	0.291		
PCB-1260	1	1	6.77	6.67	6.87	0.298	0.296	
		2	7.26	7.16	7.36	0.306		
		3	7.50	7.39	7.59	0.300		
		4	7.81	7.70	7.90	0.318		
		5	8.56	8.46	8.66	0.258		

FORM X  
IDENTIFICATION SUMMARY

Lab Name: TestAmerica Valparaiso Job No.: 510-70377-2  
 SDG No.: \_\_\_\_\_  
 Client Sample ID: SB0058:TP60:040050 MSD DL Lab Sample ID: 510-70377-14 MSD DL  
 Instrument ID (1): SGCA Instrument ID (2): \_\_\_\_\_  
 Date Analyzed (1): 10/12/2011 15:30 Date Analyzed (2): \_\_\_\_\_  
 GC Column (1): 8082/608 ID: 0.53(mm) GC Column (2): \_\_\_\_\_ ID: \_\_\_\_\_

ANALYTE	COL	PEAK	RT	RT WINDOW		CONCENTRATION		
				FROM	TO	PEAK	MEAN	
PCB-1016	1	1	3.16	3.06	3.26	0.282	0.289	
		2	3.58	3.48	3.68	0.289		
		3	4.37	4.27	4.47	0.292		
		4	4.94	4.84	5.04	0.292		
PCB-1260	1	1	6.77	6.67	6.87	1.25	1.55	
		2	7.26	7.16	7.36	1.81		
		3	7.49	7.39	7.59	1.47		
		4	7.80	7.70	7.90	2.02		
		5	8.56	8.46	8.66	1.22		

FORM X  
IDENTIFICATION SUMMARY

Lab Name: TestAmerica Valparaiso Job No.: 510-70377-2  
 SDG No.: \_\_\_\_\_  
 Client Sample ID: \_\_\_\_\_ Lab Sample ID: LCS 510-88014/2-A  
 Instrument ID (1): SGCA Instrument ID (2): \_\_\_\_\_  
 Date Analyzed (1): 10/12/2011 12:45 Date Analyzed (2): \_\_\_\_\_  
 GC Column (1): 8082/608 ID: 0.53(mm) GC Column (2): \_\_\_\_\_ ID: \_\_\_\_\_

ANALYTE	COL	PEAK	RT	RT WINDOW		CONCENTRATION		
				FROM	TO	PEAK	MEAN	
PCB-1016	1	1	3.16	3.06	3.26	0.315	0.330	
		2	3.58	3.48	3.68	0.329		
		3	4.37	4.27	4.47	0.342		
		4	4.94	4.84	5.04	0.334		
		5	5.49	5.39	5.59	0.329		
PCB-1260	1	1	6.77	6.67	6.87	0.338	0.343	
		2	7.26	7.16	7.36	0.349		
		3	7.50	7.39	7.59	0.348		
		4	7.81	7.70	7.90	0.373		
		5	8.56	8.46	8.66	0.309		

FORM I  
PCBS ORGANICS ANALYSIS DATA SHEET

Lab Name: TestAmerica Valparaiso Job No.: 510-70377-2  
 SDG No.: \_\_\_\_\_  
 Client Sample ID: SB0058:TP54:000020 DL Lab Sample ID: 510-70377-4 DL  
 Matrix: Solid Lab File ID: B4856.D  
 Analysis Method: 8082 Date Collected: 09/22/2011 14:10  
 Extraction Method: 3546 Date Extracted: 10/12/2011 08:11  
 Sample wt/vol: 15.61(g) Date Analyzed: 10/12/2011 14:02  
 Con. Extract Vol.: 5(mL) Dilution Factor: 10  
 Injection Volume: 1(uL) GC Column: 8082/608 ID: 0.53(mm)  
 % Moisture: 8.5 GPC Cleanup: (Y/N) N  
 Analysis Batch No.: 88023 Units: mg/Kg

CAS NO.	COMPOUND NAME	RESULT	Q	RL	MDL
12674-11-2	PCB-1016	<0.21		0.21	0.024
11104-28-2	PCB-1221	<0.21		0.21	0.070
11141-16-5	PCB-1232	<0.21		0.21	0.014
53469-21-9	PCB-1242	<0.21		0.21	0.040
12672-29-6	PCB-1248	<0.21		0.21	0.036
11097-69-1	PCB-1254	<0.21		0.21	0.034
11096-82-5	PCB-1260	<0.21		0.21	0.017

CAS NO.	SURROGATE	%REC	Q	LIMITS
2051-24-3	DCB Decachlorobiphenyl	59		14-147
1770-80-5	Dibutylchloredate	8	X	10-132

TestAmerica Laboratories  
Target Compound Quantitation Report

Data File: \\valsvr08\ChromData\SGCA\20111012-5717.b\B4856.D  
 Lims ID: 510-70377-J-4-D Client ID: SB0058:TP54:000020  
 Inject. Date: 12-Oct-2011 14:02:13 Dil. Factor: 10.0000  
 Sample Type: Client  
 Sample ID: 510-70377-j-4-d  
 Misc. Info.:  
 Operator: Instrument ID: SGCA  
 Vol. Injected: 1.0000 ALS Bottle#: 12  
 Lims Batch ID: 88023 Lims Sample ID: 14  
 Detector 1 : GC ECD1A  
 Detector 2 : GC ECD2B  
 Method: \\valsvr08\ChromData\SGCA\20111012-5717.b\PCBS.m  
 Last Update: 13-Oct-2011 09:12:20 Calib Date: 11-Oct-2011 16:44:21  
 Quant Method: External Standard Quant By: Initial Calibration  
 Last ICal File: \\valsvr08\ChromData\SGCA\20111011-5714.b\B4816.D  
 Limit Group: SGC - 1 - 8082 CAL  
 Integrator: Falcon  
 Process Host: VAL-SMS-LAB3

First Level Reviewer: iversc

Date: 13-Oct-2011 09:12:20

Det	Sig	RT	EXP RT	DLT RT	Response	On-Col Amt ug/L	Ratio Range	Ratio	Flags
-----	-----	----	--------	--------	----------	-----------------	-------------	-------	-------

5 PCB-1221

1	1	2.247
1	2	2.941
1	3	3.108
1	4	3.156
1	5	4.366
2	6	2.501
2	7	2.927
2	8	3.422
2	9	3.613
2	10	3.697

7 PCB-1232

1	1	2.942
1	2	3.158
1	3	3.583
1	4	4.367
1	5	4.453
2	6	2.502
2	7	3.698
2	8	4.269
2	9	5.153
2	10	5.874

Data File: \\valsvr08\ChromData\SGCA\20111012-5717.b\B4856.D

Det	Sig	RT	EXP RT	DLT RT	Response	On-Col Amt ug/L	Ratio Range	Ratio	Flags
4 PCB-1016									
1	1		3.158						
1	2		3.583						
1	3		4.366						
1	4		4.937						
1	5		5.488						
2	6		3.698						
2	7		4.269						
2	8		5.152						
2	9		5.583						
2	10		5.874						
10 PCB-1242									
1	1		3.159						
1	2		3.585						
1	3		4.454						
1	4		5.118						
1	5		5.594						
2	6		3.699						
2	7		4.271						
2	8		5.153						
2	9		6.544						
2	10		6.928						
6 PCB-1248									
1	1		3.584						
1	2		4.192						
1	3		5.061						
1	4		5.594						
1	5		6.479						
2	6		4.270						
2	7		5.151						
2	8		5.875						
2	9		6.544						
2	10		6.930						
9 PCB-1254									
1	1		5.553						
1	2		6.292						
1	3		6.477						
1	4		6.928						
1	5		7.805						
2	6		6.540						
2	7		6.854						
2	8		7.751						
2	9		8.270						
2	10		9.218						



Det	Sig	RT	EXP RT	DLT RT	Response	On-Col Amt ug/L	Ratio Range	Ratio	Flags
-----	-----	----	--------	--------	----------	-----------------	-------------	-------	-------

11 PCB-1260

1	1	6.768
1	2	7.258
1	3	7.494
1	4	7.804
1	5	8.562
2	6	7.827
2	7	8.195
2	8	8.627
2	9	9.348
2	10	9.738

\$ 3 Dibutylchloroendate

1	1	9.571	9.568	0.003	5578892	0.8457		7
2	2	10.251	10.251	0.000	4062511	2.97		7

RPD = 111.26

LOD = 9.00

\$ 2 DCB Decachlorobiphenyl

1	1	10.769	10.768	0.001	11436539	5.88		7
2	2	11.569	11.569	0.000	8807405	6.46		7

RPD = 9.42

LOD = 9.00

QC Flag Legend

Processing Flags

7 - Failed Limit of Detection

Report Date: 13-Oct-2011 09:12:22

Chrom Revision: 1.2 13-Jul-2011 10:43:06

Data File: \\valsvr08\ChromData\SGCA\20111012-5717.b\B4856.D

Injection Date: 12-Oct-2011 14:02:13

Limit Group: SGC - 1 - 8082 CAL

Client ID: SB0058:TP54:000020

Instrument ID: SGCA

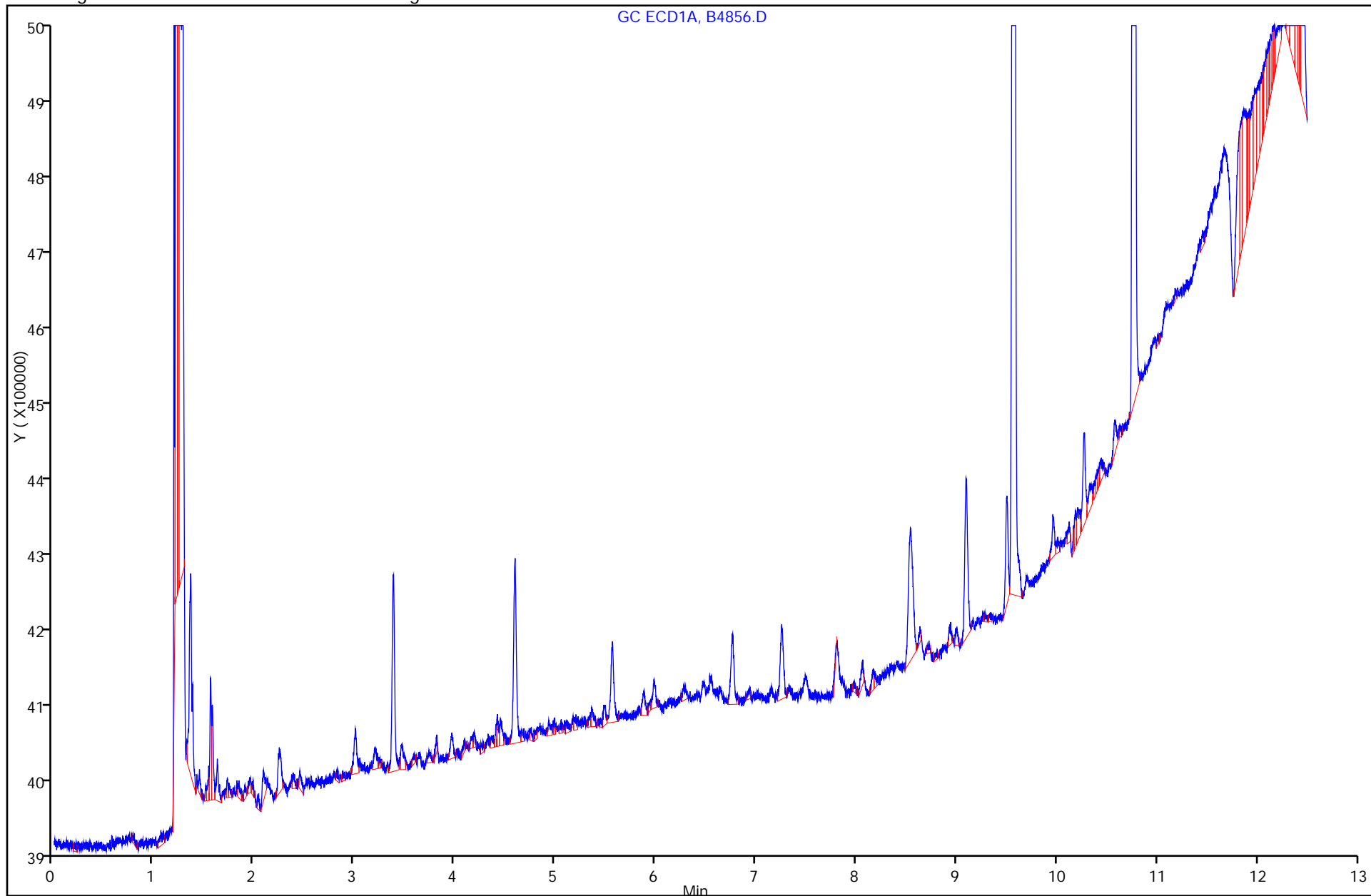
Lims Batch ID: 88023

Lims Sample ID: 14

Operator ID:

Injection Vol: 1.00 ul

Y Scaling: Method Defined: Scale to the Nth Largest Peak: 14



FORM I  
PCBS ORGANICS ANALYSIS DATA SHEET

Lab Name: TestAmerica Valparaiso Job No.: 510-70377-2  
 SDG No.: \_\_\_\_\_  
 Client Sample ID: SB0058:TP55:040050 DL Lab Sample ID: 510-70377-7 DL  
 Matrix: Solid Lab File ID: B4852.D  
 Analysis Method: 8082 Date Collected: 09/22/2011 14:55  
 Extraction Method: 3546 Date Extracted: 10/12/2011 08:11  
 Sample wt/vol: 15.40(g) Date Analyzed: 10/12/2011 13:00  
 Con. Extract Vol.: 5(mL) Dilution Factor: 10  
 Injection Volume: 1(uL) GC Column: 8082/608 ID: 0.53(mm)  
 % Moisture: 9.5 GPC Cleanup: (Y/N) N  
 Analysis Batch No.: 88023 Units: mg/Kg

CAS NO.	COMPOUND NAME	RESULT	Q	RL	MDL
12674-11-2	PCB-1016	<0.22		0.22	0.024
11104-28-2	PCB-1221	<0.22		0.22	0.071
11141-16-5	PCB-1232	<0.22		0.22	0.015
53469-21-9	PCB-1242	<0.22		0.22	0.041
12672-29-6	PCB-1248	<0.22		0.22	0.037
11097-69-1	PCB-1254	<0.22		0.22	0.035
11096-82-5	PCB-1260	<0.22		0.22	0.018

CAS NO.	SURROGATE	%REC	Q	LIMITS
2051-24-3	DCB Decachlorobiphenyl	68		14-147
1770-80-5	Dibutylchloredate	22		10-132

TestAmerica Laboratories  
Target Compound Quantitation Report

Data File: \\valsvr08\ChromData\SGCA\20111012-5717.b\B4852.D  
 Lims ID: 510-70377-J-7-D Client ID: SB0058:TP55:040050  
 Inject. Date: 12-Oct-2011 13:00:51 Dil. Factor: 10.0000  
 Sample Type: Client  
 Sample ID: 510-70377-j-7-d  
 Misc. Info.:  
 Operator: Instrument ID: SGCA  
 Vol. Injected: 1.0000 ALS Bottle#: 8  
 Lims Batch ID: 88023 Lims Sample ID: 10  
 Detector 1 : GC ECD1A  
 Detector 2 : GC ECD2B  
 Method: \\valsvr08\ChromData\SGCA\20111012-5717.b\PCBS.m  
 Last Update: 13-Oct-2011 09:06:59 Calib Date: 11-Oct-2011 16:44:21  
 Quant Method: External Standard Quant By: Initial Calibration  
 Last ICal File: \\valsvr08\ChromData\SGCA\20111011-5714.b\B4816.D  
 Limit Group: SGC - 1 - 8082 CAL  
 Integrator: Falcon  
 Process Host: VAL-SMS-LAB3

First Level Reviewer: iversc Date: 13-Oct-2011 09:06:59

Det	Sig	RT	EXP RT	DLT RT	Response	On-Col Amt ug/L	Ratio Range	Ratio	Flags
-----	-----	----	--------	--------	----------	-----------------	-------------	-------	-------

5 PCB-1221

1	1	2.247
1	2	2.941
1	3	3.108
1	4	3.156
1	5	4.366
2	6	2.501
2	7	2.927
2	8	3.422
2	9	3.613
2	10	3.697

7 PCB-1232

1	1	2.942
1	2	3.158
1	3	3.583
1	4	4.367
1	5	4.453
2	6	2.502
2	7	3.698
2	8	4.269
2	9	5.153
2	10	5.874

Data File: \\valsvr08\ChromData\SGCA\20111012-5717.b\B4852.D

Det	Sig	RT	EXP RT	DLT RT	Response	On-Col Amt ug/L	Ratio Range	Ratio	Flags
4 PCB-1016									
1	1		3.158						
1	2		3.583						
1	3		4.366						
1	4		4.937						
1	5		5.488						
2	6		3.698						
2	7		4.269						
2	8		5.152						
2	9		5.583						
2	10		5.874						
10 PCB-1242									
1	1		3.159						
1	2		3.585						
1	3		4.454						
1	4		5.118						
1	5		5.594						
2	6		3.699						
2	7		4.271						
2	8		5.153						
2	9		6.544						
2	10		6.928						
6 PCB-1248									
1	1		3.584						
1	2		4.192						
1	3		5.061						
1	4		5.594						
1	5		6.479						
2	6		4.270						
2	7		5.151						
2	8		5.875						
2	9		6.544						
2	10		6.930						
9 PCB-1254									
1	1		5.553						
1	2		6.292						
1	3		6.477						
1	4		6.928						
1	5		7.805						
2	6		6.540						
2	7		6.854						
2	8		7.751						
2	9		8.270						
2	10		9.218						

Det	Sig	RT	EXP RT	DLT RT	Response	On-Col Amt ug/L	Ratio Range	Ratio	Flags
-----	-----	----	--------	--------	----------	-----------------	-------------	-------	-------

11 PCB-1260

1	1		6.768						
1	2		7.258						
1	3		7.494						
1	4		7.804						
1	5		8.562						
2	6		7.827						
2	7		8.195						
2	8		8.627						
2	9		9.348						
2	10		9.738						

\$ 3 Dibutylchloroendate

1	1	9.569	9.568	0.001	7522399	2.19			7
2	2	10.250	10.251	-0.001	5332882	4.43			7
						RPD = 67.60			

LOD = 9.00

\$ 2 DCB Decachlorobiphenyl

1	1	10.767	10.768	-0.001	12761202	6.84			7
2	2	11.568	11.569	-0.001	9416939	7.11			7
						RPD = 3.79			

LOD = 9.00

QC Flag Legend

Processing Flags

7 - Failed Limit of Detection

Report Date: 13-Oct-2011 09:06:59

Chrom Revision: 1.2 13-Jul-2011 10:43:06

Data File: \\valsvr08\ChromData\SGCA\20111012-5717.b\B4852.D

Injection Date: 12-Oct-2011 13:00:51

Limit Group: SGC - 1 - 8082 CAL

Client ID: SB0058:TP55:040050

Instrument ID: SGCA

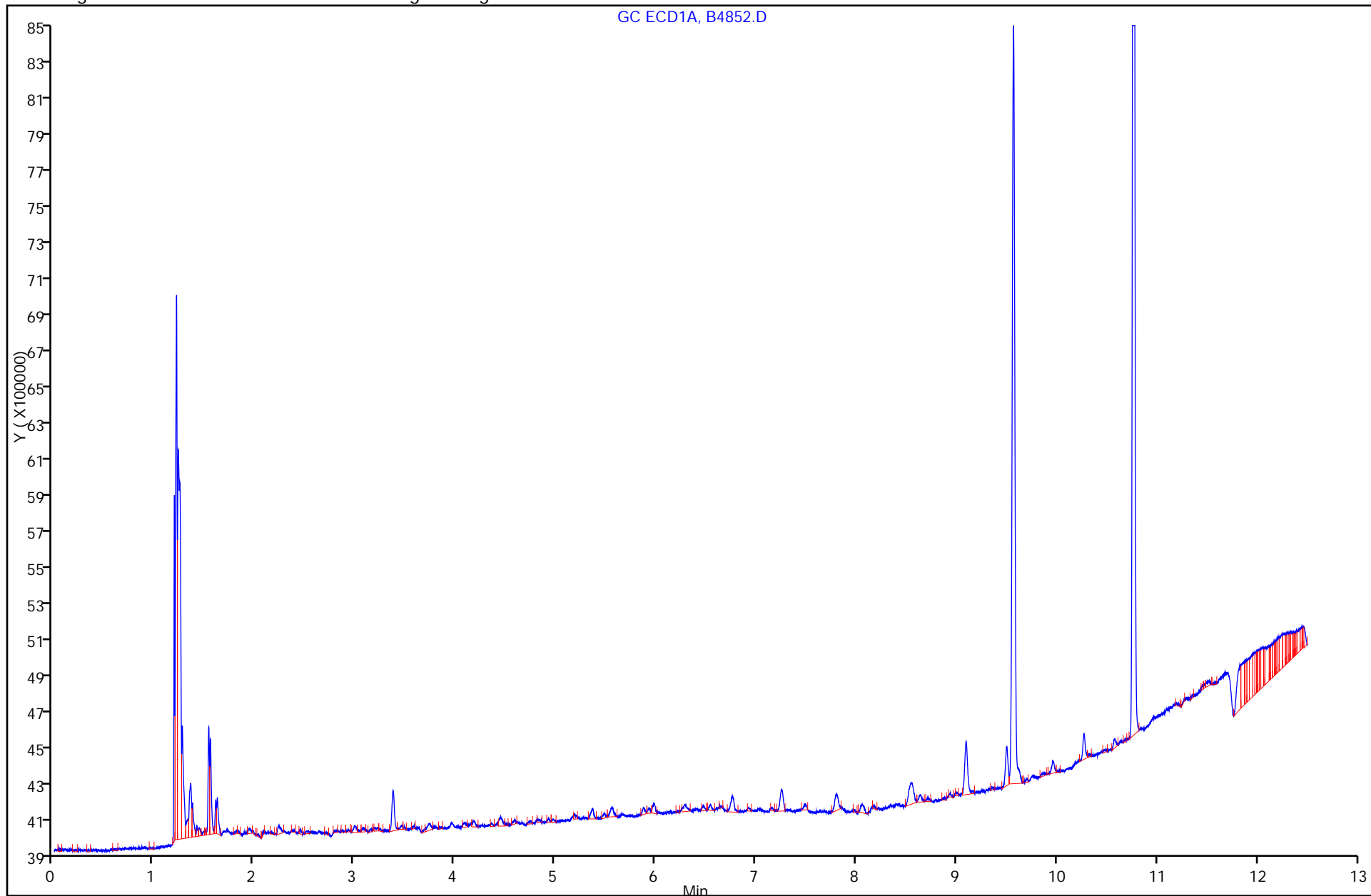
Lims Batch ID: 88023

Lims Sample ID: 10

Operator ID:

Injection Vol: 1.00 ul

Y Scaling: Method Defined: Scale to the Nth Largest Target: 2



FORM I  
PCBS ORGANICS ANALYSIS DATA SHEET

Lab Name: TestAmerica Valparaiso Job No.: 510-70377-2  
 SDG No.: \_\_\_\_\_  
 Client Sample ID: SB0058:TP60:040050 DL Lab Sample ID: 510-70377-14 DL  
 Matrix: Solid Lab File ID: B4859.D  
 Analysis Method: 8082 Date Collected: 09/22/2011 15:45  
 Extraction Method: 3546 Date Extracted: 10/12/2011 08:11  
 Sample wt/vol: 15.38(g) Date Analyzed: 10/12/2011 14:59  
 Con. Extract Vol.: 5(mL) Dilution Factor: 10  
 Injection Volume: 1(uL) GC Column: 8082/608 ID: 0.53(mm)  
 % Moisture: 9.5 GPC Cleanup: (Y/N) N  
 Analysis Batch No.: 88023 Units: mg/Kg

CAS NO.	COMPOUND NAME	RESULT	Q	RL	MDL
12674-11-2	PCB-1016	<0.22		0.22	0.024
11104-28-2	PCB-1221	<0.22		0.22	0.071
11141-16-5	PCB-1232	<0.22		0.22	0.015
53469-21-9	PCB-1242	<0.22		0.22	0.041
12672-29-6	PCB-1248	<0.22		0.22	0.037
11097-69-1	PCB-1254	<0.22		0.22	0.035
11096-82-5	PCB-1260	<0.22		0.22	0.018

CAS NO.	SURROGATE	%REC	Q	LIMITS
2051-24-3	DCB Decachlorobiphenyl	62		14-147
1770-80-5	Dibutylchloredate	5	X	10-132



TestAmerica Laboratories  
Target Compound Quantitation Report

Data File: \\valsvr08\ChromData\SGCA\20111012-5717.b\B4859.D  
 Lims ID: 510-70377-J-14-D Client ID: SB0058:TP60:040050  
 Inject. Date: 12-Oct-2011 14:59:51 Dil. Factor: 10.0000  
 Sample Type: Client  
 Sample ID: 510-70377-j-14-d  
 Misc. Info.:  
 Operator: Instrument ID: SGCA  
 Vol. Injected: 1.0000 ALS Bottle#: 15  
 Lims Batch ID: 88023 Lims Sample ID: 17  
 Detector 1 : GC ECD1A  
 Detector 2 : GC ECD2B  
 Method: \\valsvr08\ChromData\SGCA\20111012-5717.b\PCBS.m  
 Last Update: 13-Oct-2011 09:15:42 Calib Date: 11-Oct-2011 16:44:21  
 Quant Method: External Standard Quant By: Initial Calibration  
 Last ICal File: \\valsvr08\ChromData\SGCA\20111011-5714.b\B4816.D  
 Limit Group: SGC - 1 - 8082 CAL  
 Integrator: Falcon  
 Process Host: VAL-SMS-LAB3

First Level Reviewer: iversc

Date: 13-Oct-2011 09:15:42

Det	Sig	RT	EXP RT	DLT RT	Response	On-Col Amt ug/L	Ratio Range	Ratio	Flags
-----	-----	----	--------	--------	----------	-----------------	-------------	-------	-------

5 PCB-1221

1	1	2.247
1	2	2.941
1	3	3.108
1	4	3.156
1	5	4.366
2	6	2.501
2	7	2.927
2	8	3.422
2	9	3.613
2	10	3.697

7 PCB-1232

1	1	2.942
1	2	3.158
1	3	3.583
1	4	4.367
1	5	4.453
2	6	2.502
2	7	3.698
2	8	4.269
2	9	5.153
2	10	5.874

Data File: \\valsvr08\ChromData\SGCA\20111012-5717.b\B4859.D

Det	Sig	RT	EXP RT	DLT RT	Response	On-Col Amt ug/L	Ratio Range	Ratio	Flags
4 PCB-1016									
1	1		3.158						
1	2		3.583						
1	3		4.366						
1	4		4.937						
1	5		5.488						
2	6		3.698						
2	7		4.269						
2	8		5.152						
2	9		5.583						
2	10		5.874						
10 PCB-1242									
1	1		3.159						
1	2		3.585						
1	3		4.454						
1	4		5.118						
1	5		5.594						
2	6		3.699						
2	7		4.271						
2	8		5.153						
2	9		6.544						
2	10		6.928						
6 PCB-1248									
1	1		3.584						
1	2		4.192						
1	3		5.061						
1	4		5.594						
1	5		6.479						
2	6		4.270						
2	7		5.151						
2	8		5.875						
2	9		6.544						
2	10		6.930						
9 PCB-1254									
1	1		5.553						
1	2		6.292						
1	3		6.477						
1	4		6.928						
1	5		7.805						
2	6		6.540						
2	7		6.854						
2	8		7.751						
2	9		8.270						
2	10		9.218						

Det	Sig	RT	EXP RT	DLT RT	Response	On-Col Amt ug/L	Ratio Range	Ratio	Flags
-----	-----	----	--------	--------	----------	-----------------	-------------	-------	-------

11 PCB-1260

1	1	6.768
1	2	7.258
1	3	7.494
1	4	7.804
1	5	8.562
2	6	7.827
2	7	8.195
2	8	8.627
2	9	9.348
2	10	9.738

\$ 3 Dibutylchloroendate

1	1	9.571	9.568	0.003	5146877	0.5446			7
2	2	10.251	10.251	0.000	3903804	2.78			7
						RPD = 134.53			

LOD = 9.00

\$ 2 DCB Decachlorobiphenyl

1	1	10.769	10.768	0.001	11936197	6.24			7
2	2	11.569	11.569	0.000	8647045	6.29			7
						RPD = 0.76			

LOD = 9.00

QC Flag Legend

Processing Flags

7 - Failed Limit of Detection

Report Date: 13-Oct-2011 09:15:42

Chrom Revision: 1.2 13-Jul-2011 10:43:06

Data File: \\valsvr08\ChromData\SGCA\20111012-5717.b\B4859.D

Injection Date: 12-Oct-2011 14:59:51

Limit Group: SGC - 1 - 8082 CAL

Client ID: SB0058:TP60:040050

Instrument ID: SGCA

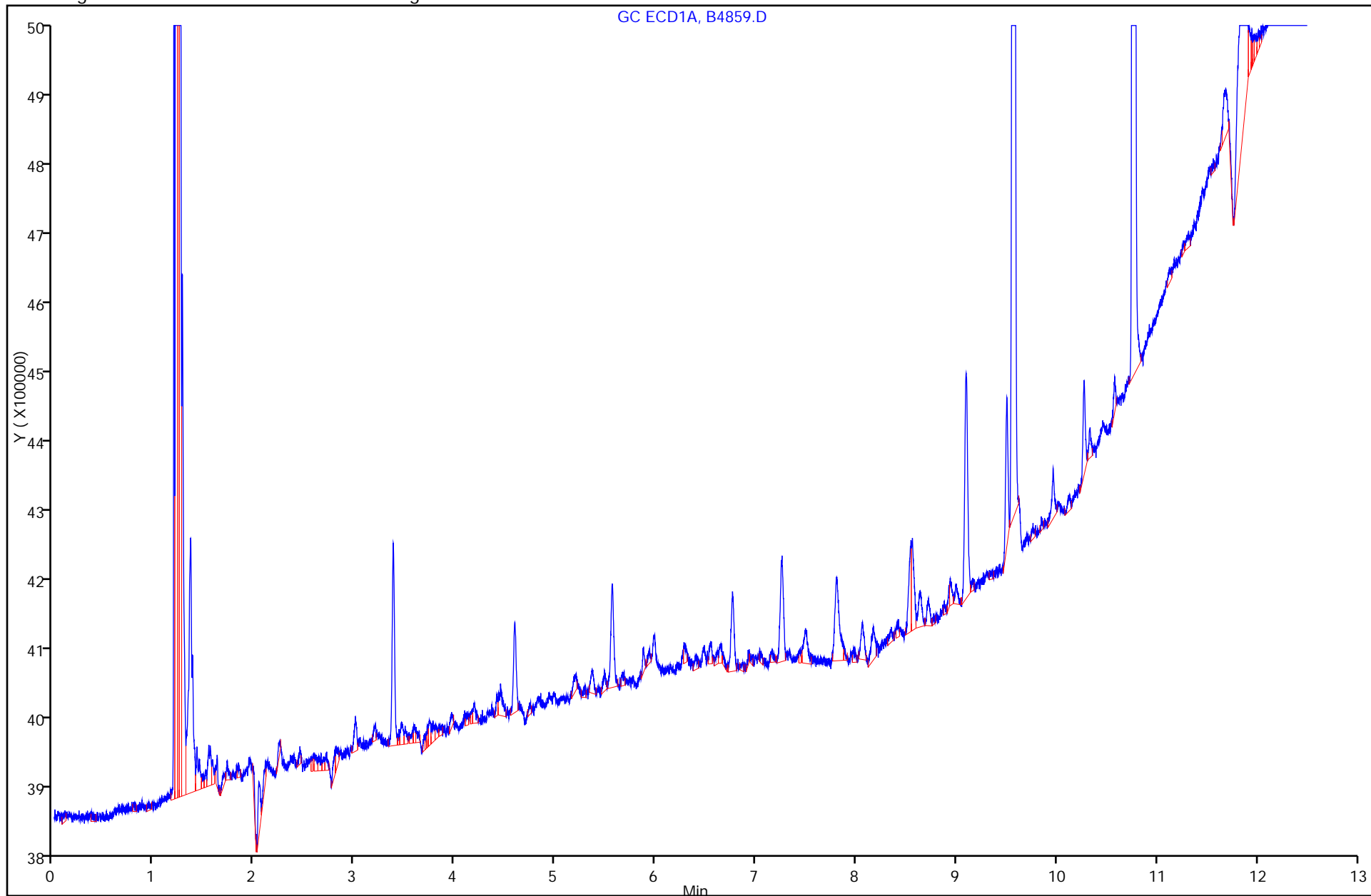
Lims Batch ID: 88023

Lims Sample ID: 17

Operator ID:

Injection Vol: 1.00 ul

Y Scaling: Method Defined: Scale to the Nth Largest Peak: 20



FORM I  
PCBS ORGANICS ANALYSIS DATA SHEET

Lab Name: TestAmerica Valparaiso Job No.: 510-70377-2  
 SDG No.: \_\_\_\_\_  
 Client Sample ID: SB0058:TP76:000020 DL Lab Sample ID: 510-70377-46 DL  
 Matrix: Solid Lab File ID: B4857.D  
 Analysis Method: 8082 Date Collected: 09/23/2011 13:30  
 Extraction Method: 3546 Date Extracted: 10/12/2011 08:11  
 Sample wt/vol: 15.60(g) Date Analyzed: 10/12/2011 14:28  
 Con. Extract Vol.: 5(mL) Dilution Factor: 10  
 Injection Volume: 1(uL) GC Column: 8082/608 ID: 0.53(mm)  
 % Moisture: 8.9 GPC Cleanup: (Y/N) N  
 Analysis Batch No.: 88023 Units: mg/Kg

CAS NO.	COMPOUND NAME	RESULT	Q	RL	MDL
12674-11-2	PCB-1016	<0.21		0.21	0.024
11104-28-2	PCB-1221	<0.21		0.21	0.070
11141-16-5	PCB-1232	<0.21		0.21	0.015
53469-21-9	PCB-1242	<0.21		0.21	0.040
12672-29-6	PCB-1248	<0.21		0.21	0.036
11097-69-1	PCB-1254	<0.21		0.21	0.034
11096-82-5	PCB-1260	<0.21		0.21	0.017

CAS NO.	SURROGATE	%REC	Q	LIMITS
2051-24-3	DCB Decachlorobiphenyl	68		14-147
1770-80-5	Dibutylchloredate	9	X	10-132

TestAmerica Laboratories  
Target Compound Quantitation Report

Data File: \\valsvr08\ChromData\SGCA\20111012-5717.b\B4857.D  
 Lims ID: 510-70377-J-46-D Client ID: SB0058:TP76:000020  
 Inject. Date: 12-Oct-2011 14:28:58 Dil. Factor: 10.0000  
 Sample Type: Client  
 Sample ID: 510-70377-j-46-d  
 Misc. Info.:  
 Operator: Instrument ID: SGCA  
 Vol. Injected: 1.0000 ALS Bottle#: 13  
 Lims Batch ID: 88023 Lims Sample ID: 15  
 Detector 1 : GC ECD1A  
 Detector 2 : GC ECD2B  
 Method: \\valsvr08\ChromData\SGCA\20111012-5717.b\PCBS.m  
 Last Update: 13-Oct-2011 09:13:23 Calib Date: 11-Oct-2011 16:44:21  
 Quant Method: External Standard Quant By: Initial Calibration  
 Last ICal File: \\valsvr08\ChromData\SGCA\20111011-5714.b\B4816.D  
 Limit Group: SGC - 1 - 8082 CAL  
 Integrator: Falcon  
 Process Host: VAL-SMS-LAB3

First Level Reviewer: iversc Date: 13-Oct-2011 09:13:23

Det	Sig	RT	EXP RT	DLT RT	Response	On-Col Amt ug/L	Ratio Range	Ratio	Flags
-----	-----	----	--------	--------	----------	-----------------	-------------	-------	-------

5 PCB-1221

1	1	2.247
1	2	2.941
1	3	3.108
1	4	3.156
1	5	4.366
2	6	2.501
2	7	2.927
2	8	3.422
2	9	3.613
2	10	3.697

7 PCB-1232

1	1	2.942
1	2	3.158
1	3	3.583
1	4	4.367
1	5	4.453
2	6	2.502
2	7	3.698
2	8	4.269
2	9	5.153
2	10	5.874

Data File: \\valsvr08\ChromData\SGCA\20111012-5717.b\B4857.D

Det	Sig	RT	EXP RT	DLT RT	Response	On-Col Amt ug/L	Ratio Range	Ratio	Flags
4 PCB-1016									
1	1		3.158						
1	2		3.583						
1	3		4.366						
1	4		4.937						
1	5		5.488						
2	6		3.698						
2	7		4.269						
2	8		5.152						
2	9		5.583						
2	10		5.874						
10 PCB-1242									
1	1		3.159						
1	2		3.585						
1	3		4.454						
1	4		5.118						
1	5		5.594						
2	6		3.699						
2	7		4.271						
2	8		5.153						
2	9		6.544						
2	10		6.928						
6 PCB-1248									
1	1		3.584						
1	2		4.192						
1	3		5.061						
1	4		5.594						
1	5		6.479						
2	6		4.270						
2	7		5.151						
2	8		5.875						
2	9		6.544						
2	10		6.930						
9 PCB-1254									
1	1		5.553						
1	2		6.292						
1	3		6.477						
1	4		6.928						
1	5		7.805						
2	6		6.540						
2	7		6.854						
2	8		7.751						
2	9		8.270						
2	10		9.218						

Det	Sig	RT	EXP RT	DLT RT	Response	On-Col Amt ug/L	Ratio Range	Ratio	Flags
-----	-----	----	--------	--------	----------	-----------------	-------------	-------	-------

11 PCB-1260

1	1	6.768
1	2	7.258
1	3	7.494
1	4	7.804
1	5	8.562
2	6	7.827
2	7	8.195
2	8	8.627
2	9	9.348
2	10	9.738

\$ 3 Dibutylchloroendate

1	1	9.579	9.568	0.011	5602633	0.8622		7
2	2	10.254	10.251	0.003	4003067	2.90		7

RPD = 108.27

LOD = 9.00

\$ 2 DCB Decachlorobiphenyl

1	1	10.774	10.768	0.006	12771040	6.85		7
2	2	11.572	11.569	0.003	9765967	7.48		7

RPD = 8.76

LOD = 9.00

QC Flag Legend

Processing Flags

7 - Failed Limit of Detection



Report Date: 13-Oct-2011 09:13:23

Chrom Revision: 1.2 13-Jul-2011 10:43:06

Data File: \\valsvr08\ChromData\SGCA\20111012-5717.b\B4857.D

Injection Date: 12-Oct-2011 14:28:58

Limit Group: SGC - 1 - 8082 CAL

Client ID: SB0058:TP76:000020

Instrument ID: SGCA

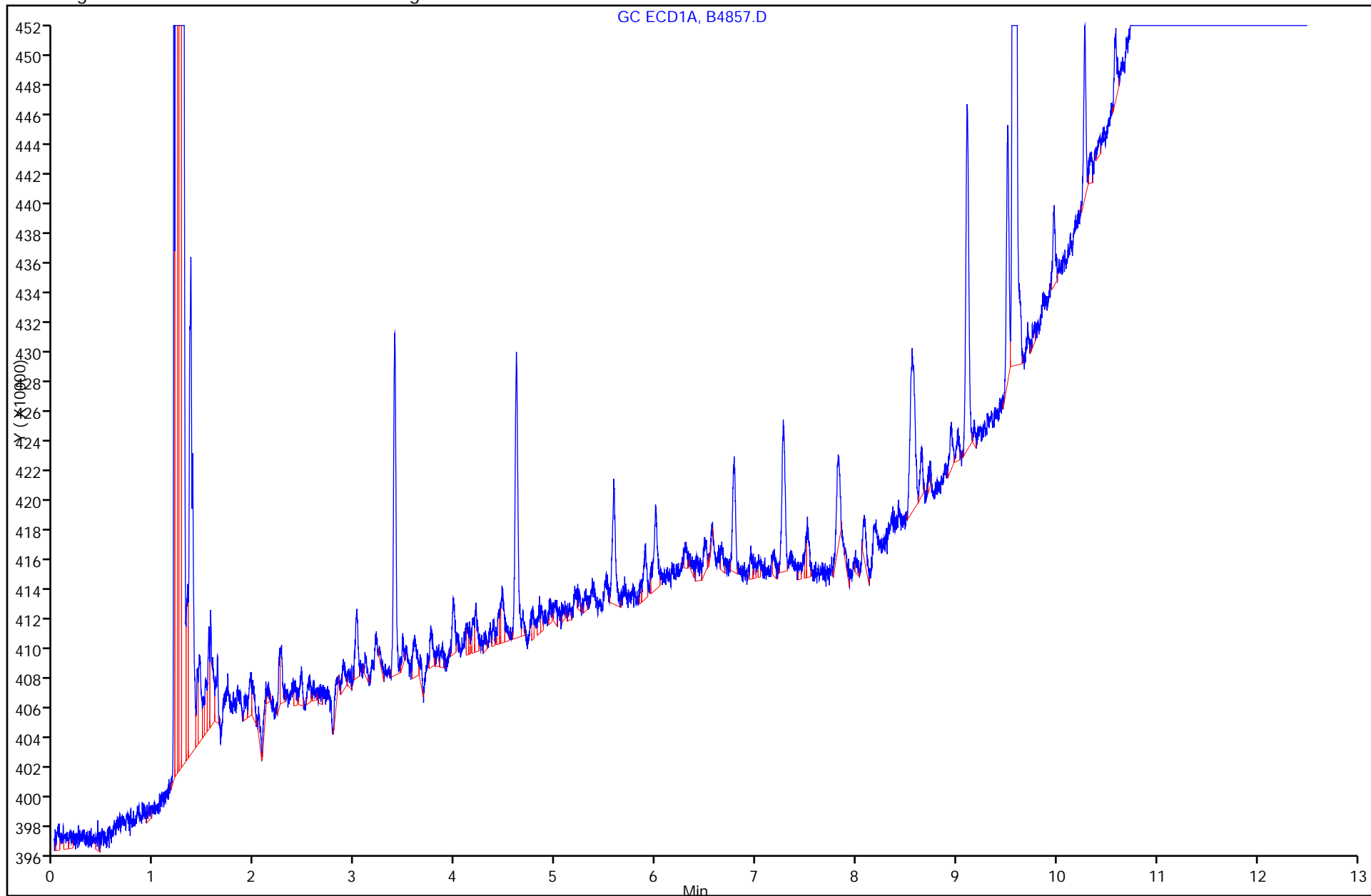
Lims Batch ID: 88023

Lims Sample ID: 15

Operator ID:

Injection Vol: 1.00 ul

Y Scaling: Method Defined: Scale to the Nth Largest Peak: 14



FORM VI  
PCBS INITIAL CALIBRATION DATA  
EXTERNAL STANDARD RETENTION TIME SUMMARY

Lab Name: TestAmerica Valparaiso Job No.: 510-70377-2 Analy Batch No.: 87982

SDG No.: \_\_\_\_\_

Instrument ID: SGCA GC Column: 8082/608 ID: 0.53 (mm) Heated Purge: (Y/N) N

Calibration Start Date: 10/11/2011 13:25 Calibration End Date: 10/11/2011 15:28 Calibration ID: 4309

Calibration Files:

LEVEL:	LAB SAMPLE ID:	LAB FILE ID:
Level 1	STD20 510-87982/1	B4803.D
Level 2	STD50 510-87982/2	B4804.D
Level 3	STD100 510-87982/3	B4805.D
Level 4	STD250 510-87982/4	B4806.D
Level 5	STD500 510-87982/5	B4807.D
Level 6	STD1000 510-87982/6	B4808.D
Level 7	STD1500 510-87982/7	B4809.D
Level 8	STD2000 510-87982/8	B4810.D
Level 9	STD3000 510-87982/9	B4811.D

ANALYTE	LVL 1	LVL 2	LVL 3	LVL 4	LVL 5	LVL 6	LVL 7	LVL 8	LVL 9		RT WINDOW	AVG RT
PCB-1016 Peak 1	3.169	3.159	3.159	3.159	3.161	3.160	3.161	3.158	3.157		3.059 - 3.259	3.160
PCB-1016 Peak 2	3.597	3.584	3.584	3.584	3.586	3.586	3.587	3.583	3.583		3.484 - 3.684	3.586
PCB-1016 Peak 3	4.380	4.367	4.367	4.367	4.369	4.368	4.369	4.366	4.367		4.267 - 4.467	4.369
PCB-1016 Peak 4	4.951	4.939	4.937	4.938	4.939	4.938	4.939	4.936	4.937		4.837 - 5.037	4.939
PCB-1016 Peak 5	5.502	5.490	5.489	5.490	5.490	5.490	5.492	5.488	5.489		5.389 - 5.589	5.491
PCB-1260 Peak 1	6.782	6.769	6.768	6.769	6.769	6.770	6.770	6.768	6.768		6.668 - 6.868	6.770
PCB-1260 Peak 2	7.271	7.259	7.258	7.256	7.259	7.258	7.259	7.257	7.257		7.158 - 7.358	7.259
PCB-1260 Peak 3	7.510	7.498	7.495	7.494	7.496	7.496	7.497	7.495	7.495		7.395 - 7.595	7.497
PCB-1260 Peak 4	7.821	7.807	7.803	7.804	7.804	7.805	7.806	7.804	7.804		7.703 - 7.903	7.806
PCB-1260 Peak 5	8.573	8.564	8.561	8.561	8.564	8.563	8.564	8.561	8.562		8.461 - 8.661	8.564
Dibutylchloroendate			9.567	9.568	9.569	9.568	9.568				9.468 - 9.668	9.568
DCB Decachlorobiphenyl			10.767	10.766	10.767	10.768	10.767				10.667 - 10.867	10.767

FORM VI  
PCBS INITIAL CALIBRATION DATA  
EXTERNAL STANDARD CURVE EVALUATION

Lab Name: TestAmerica Valparaiso Job No.: 510-70377-2 Analy Batch No.: 87982

SDG No.: \_\_\_\_\_

Instrument ID: SGCA GC Column: 8082/608 ID: 0.53 (mm) Heated Purge: (Y/N) N

Calibration Start Date: 10/11/2011 13:25 Calibration End Date: 10/11/2011 15:28 Calibration ID: 4309

Calibration Files:

LEVEL:	LAB SAMPLE ID:	LAB FILE ID:
Level 1	STD20 510-87982/1	B4803.D
Level 2	STD50 510-87982/2	B4804.D
Level 3	STD100 510-87982/3	B4805.D
Level 4	STD250 510-87982/4	B4806.D
Level 5	STD500 510-87982/5	B4807.D
Level 6	STD1000 510-87982/6	B4808.D
Level 7	STD1500 510-87982/7	B4809.D
Level 8	STD2000 510-87982/8	B4810.D
Level 9	STD3000 510-87982/9	B4811.D

ANALYTE	CF				CURVE TYPE	COEFFICIENT			#	MIN CF	%RSD	#	MAX %RSD	R^2 OR COD	#	MIN R^2 OR COD
	LVL 1 LVL 5 LVL 9	LVL 2 LVL 6	LVL 3 LVL 7	LVL 4 LVL 8		B	M1	M2								
PCB-1016 Peak 1	57338 38997 34594	41166 38119	39513 36988	37193 35076	Qua2	192809.282	37918.5989	-1.0687944					0.9990		0.9950	
PCB-1016 Peak 2	124532 80558 75008	99565 82665	85572 79393	79740 75738	Qua2	424020.540	83359.4154	-3.1142329					0.9980		0.9950	
PCB-1016 Peak 3	94565 64521 61290	69427 66246	68377 63874	63748 62137	Qua2	298802.106	64533.0455	-0.9508568					1.0000		0.9950	
PCB-1016 Peak 4	73357 50871 47815	54451 52123	53858 49986	50031 48667	Qua2	223520.229	50883.5823	-0.9215752					1.0000		0.9950	
PCB-1016 Peak 5	57735 32485 30194	36145 32717	35848 31357	32743 30834	Qua2	252403.260	32351.1700	-0.7206074					1.0000		0.9950	
PCB-1260 Peak 1	149670 93550 86819	100586 94822	98692 88645	92280 88585	Qua2	571502.602	92063.5149	-1.6736040					0.9990		0.9950	
PCB-1260 Peak 2	216827 139883 132247	150034 141952	148470 133866	137628 135027	Qua2	782493.097	138080.206	-1.8030256					1.0000		0.9950	
PCB-1260 Peak 3	83810 54847 53910	55612 56510	57384 54406	54191 54913	Qua2	299337.212	53264.0583	0.56448831					0.9990		0.9950	

Note: The m1 coefficient is the same as Ave CF for an Ave curve type.

FORM VI  
PCBS INITIAL CALIBRATION DATA  
EXTERNAL STANDARD CURVE EVALUATION

Lab Name: TestAmerica Valparaiso Job No.: 510-70377-2 Analy Batch No.: 87982

SDG No.: \_\_\_\_\_

Instrument ID: SGCA GC Column: 8082/608 ID: 0.53 (mm) Heated Purge: (Y/N) N

Calibration Start Date: 10/11/2011 13:25 Calibration End Date: 10/11/2011 15:28 Calibration ID: 4309

ANALYTE	CF				CURVE TYPE	COEFFICIENT			#	MIN CF	%RSD	#	MAX %RSD	R^2 OR COD	#	MIN R^2 OR COD
	LVL 1 LVL 5 LVL 9	LVL 2 LVL 6	LVL 3 LVL 7	LVL 4 LVL 8		B	M1	M2								
PCB-1260 Peak 4	246338 144443 138817	152049 148313	151565 139886	142602 141711	Qua2	1053102.98	139518.571	0.49950237					0.9990		0.9950	
PCB-1260 Peak 5	167898 87013 82406	96183 89227	89286 83518	86700 84289	Qua2	838694.092	83139.5393	0.25016361					0.9990		0.9950	
Dibutylchloroendate	1747145	1962599	1906190 1898310	1744751	Qua2	4367161.80	1429443.26	3966.54690					0.9990		0.9950	
DCB Decachlorobiphenyl	1446753	1490218	1711631 1349367	1386401	Qua2	3361149.01	1373310.89	59.5867942					0.9980		0.9950	

Note: The m1 coefficient is the same as Ave CF for an Ave curve type.

FORM VI  
PCBS INITIAL CALIBRATION DATA  
EXTERNAL STANDARD RESPONSE AND CONCENTRATION

Lab Name: TestAmerica Valparaiso Job No.: 510-70377-2 Analy Batch No.: 87982

SDG No.: \_\_\_\_\_

Instrument ID: SGCA GC Column: 8082/608 ID: 0.53 (mm) Heated Purge: (Y/N) N

Calibration Start Date: 10/11/2011 13:25 Calibration End Date: 10/11/2011 15:28 Calibration ID: 4309

Calibration Files:

LEVEL:	LAB SAMPLE ID:	LAB FILE ID:
Level 1	STD20 510-87982/1	B4803.D
Level 2	STD50 510-87982/2	B4804.D
Level 3	STD100 510-87982/3	B4805.D
Level 4	STD250 510-87982/4	B4806.D
Level 5	STD500 510-87982/5	B4807.D
Level 6	STD1000 510-87982/6	B4808.D
Level 7	STD1500 510-87982/7	B4809.D
Level 8	STD2000 510-87982/8	B4810.D
Level 9	STD3000 510-87982/9	B4811.D

ANALYTE	CURVE TYPE	RESPONSE					CONCENTRATION (UG/L)				
		LVL 1	LVL 2	LVL 3	LVL 4	LVL 5	LVL 1	LVL 2	LVL 3	LVL 4	LVL 5
		LVL 6	LVL 7	LVL 8	LVL 9		LVL 6	LVL 7	LVL 8	LVL 9	
PCB-1016 Peak 1	Qua2	573375 38118592	2058301 55481719	3951267 70152563	9298152 103782771	19498587	10.0 1000	50.0 1500	100 2000	250 3000	500
PCB-1016 Peak 2	Qua2	1245316 82665255	4978230 119089960	8557175 151475595	19935066 225024473	40279077	10.0 1000	50.0 1500	100 2000	250 3000	500
PCB-1016 Peak 3	Qua2	945654 66245621	3471330 95811618	6837742 124273005	15936935 183868956	32260724	10.0 1000	50.0 1500	100 2000	250 3000	500
PCB-1016 Peak 4	Qua2	733574 52123236	2722538 74979009	5385794 97333963	12507659 143446130	25435504	10.0 1000	50.0 1500	100 2000	250 3000	500
PCB-1016 Peak 5	Qua2	577347 32717009	1807239 47036030	3584764 61668024	8185856 90581980	16242581	10.0 1000	50.0 1500	100 2000	250 3000	500
PCB-1260 Peak 1	Qua2	1496695 94822260	5029324 132966781	9869220 177169652	23070026 260458380	46775192	10.0 1000	50.0 1500	100 2000	250 3000	500
PCB-1260 Peak 2	Qua2	2168267 141952007	7501701 200799101	14847021 270053146	34406948 396741938	69941509	10.0 1000	50.0 1500	100 2000	250 3000	500
PCB-1260 Peak 3	Qua2	838097 56510308	2780607 81608551	5738442 109825531	13547673 161728598	27423408	10.0 1000	50.0 1500	100 2000	250 3000	500
PCB-1260 Peak 4	Qua2	2463375 148313383	7602428 209829450	15156497 283421590	35650469 416449862	72221355	10.0 1000	50.0 1500	100 2000	250 3000	500
PCB-1260 Peak 5	Qua2	1678980 89226920	4809136 125276824	8928551 168577813	21675031 247218726	43506278	10.0 1000	50.0 1500	100 2000	250 3000	500
Dibutylchloroendate	Qua2	196259922	227797168	19061895	104685081	139771618	100	120	10.0	60.0	80.0
DCB Decachlorobiphenyl	Qua2	149021799	161924076	17116313	83184076	115740253	100	120	10.0	60.0	80.0

Curve Type Legend:

Qua2 = Quadratic 1/conc^2

TestAmerica Laboratories  
Target Compound Quantitation Report

Data File: \\valsvr08\ChromData\SGCA\20111011-5714.b\B4803.D  
 Lims ID: std20 Client ID:  
 Inject. Date: 11-Oct-2011 13:25:25 Dil. Factor: 1.0000  
 Sample Type: IC Calib Level: 1  
 Sample ID: std20  
 Misc. Info.:  
 Operator: Instrument ID: SGCA  
 Vol. Injected: 1.0000 ALS Bottle#: 1  
 Lims Batch ID: 87982 Lims Sample ID: 1  
 Sublist: chrom-PCBS\*sub1  
 Detector 1 : GC ECD1A  
 Detector 2 : GC ECD2B  
 Method: \\valsvr08\ChromData\SGCA\20111011-5714.b\PCBS.m  
 Last Update: 11-Oct-2011 15:30:26 Calib Date: 11-Oct-2011 14:57:23  
 Quant Method: External Standard Quant By: Initial Calibration  
 Last ICal File: \\valsvr08\ChromData\SGCA\20111011-5714.b\B4809.D  
 Limit Group: SGC - 1 - 8082 CAL  
 Integrator: Falcon  
 Process Host: VAL-SMS-LAB3

First Level Reviewer: iversc Date: 11-Oct-2011 15:30:26

Det	Sig	RT	EXP RT	DLT RT	Response	On-Col Amt ug/L	Ratio Range	Ratio	Flags
-----	-----	----	--------	--------	----------	-----------------	-------------	-------	-------

4 PCB-1016

1	1	3.169	3.159	0.010	573375	10.0		100.0	
1	2	3.597	3.584	0.013	1245316	9.86	186.9- 246.9	217.2	
1	3	4.380	4.367	0.013	945654	10.0	143.8- 203.8	164.9	
1	4	4.951	4.937	0.014	733574	10.0	106.7- 166.7	127.9	
1	5	5.502	5.489	0.013	577347	10.0	55.8- 115.8	100.7	
Average of Peak Amounts =						9.98			
2	6	3.702	3.699	0.003	413876	9.97		100.0	
2	7	4.274	4.271	0.003	924761	10.0	189.6- 249.6	223.4	
2	8	5.157	5.152	0.005	681586	9.87	138.6- 198.6	164.7	
2	9	5.584	5.583	0.001	319945	10.0	49.7- 109.7	77.3	
2	10	5.878	5.874	0.004	576073	10.0	108.1- 168.1	139.2	
Average of Peak Amounts =						9.97			

RPD = 0.11

11 PCB-1260

1	1	6.782	6.768	0.014	1496695	10.0		100.0	M
1	2	7.271	7.258	0.013	2168267	10.0	119.7- 179.7	144.9	
1	3	7.510	7.495	0.015	838097	10.1	29.6- 89.6	56.0	
1	4	7.821	7.821	0.000	2463375	10.1	126.4- 186.4	164.6	M
1	5	8.573	8.561	0.012	1678980	10.1	64.1- 124.1	112.2	
Average of Peak Amounts =						10.1			
2	6	7.833	7.827	0.006	540815	10.0		100.0	
2	7	8.200	8.196	0.004	1165515	10.0	163.4- 223.4	215.5	
2	8	8.630	8.627	0.003	1457402	10.0	201.9- 261.9	269.5	
2	9	9.349	9.347	0.002	1027212	10.0	146.4- 206.4	189.9	
2	10	9.741	9.737	0.004	1147411	10.0	153.8- 213.8	212.2	
Average of Peak Amounts =						10.0			

RPD = 0.33

QC Flag Legend

Review Flags

M - Manually Integrated

Report Date: 11-Oct-2011 15:30:27

Chrom Revision: 1.2 13-Jul-2011 10:43:06

Data File: \\valsvr08\ChromData\SGCA\20111011-5714.b\B4803.D

Injection Date: 11-Oct-2011 13:25:25

Limit Group: SGC - 1 - 8082 CAL

Client ID:

Instrument ID: SGCA

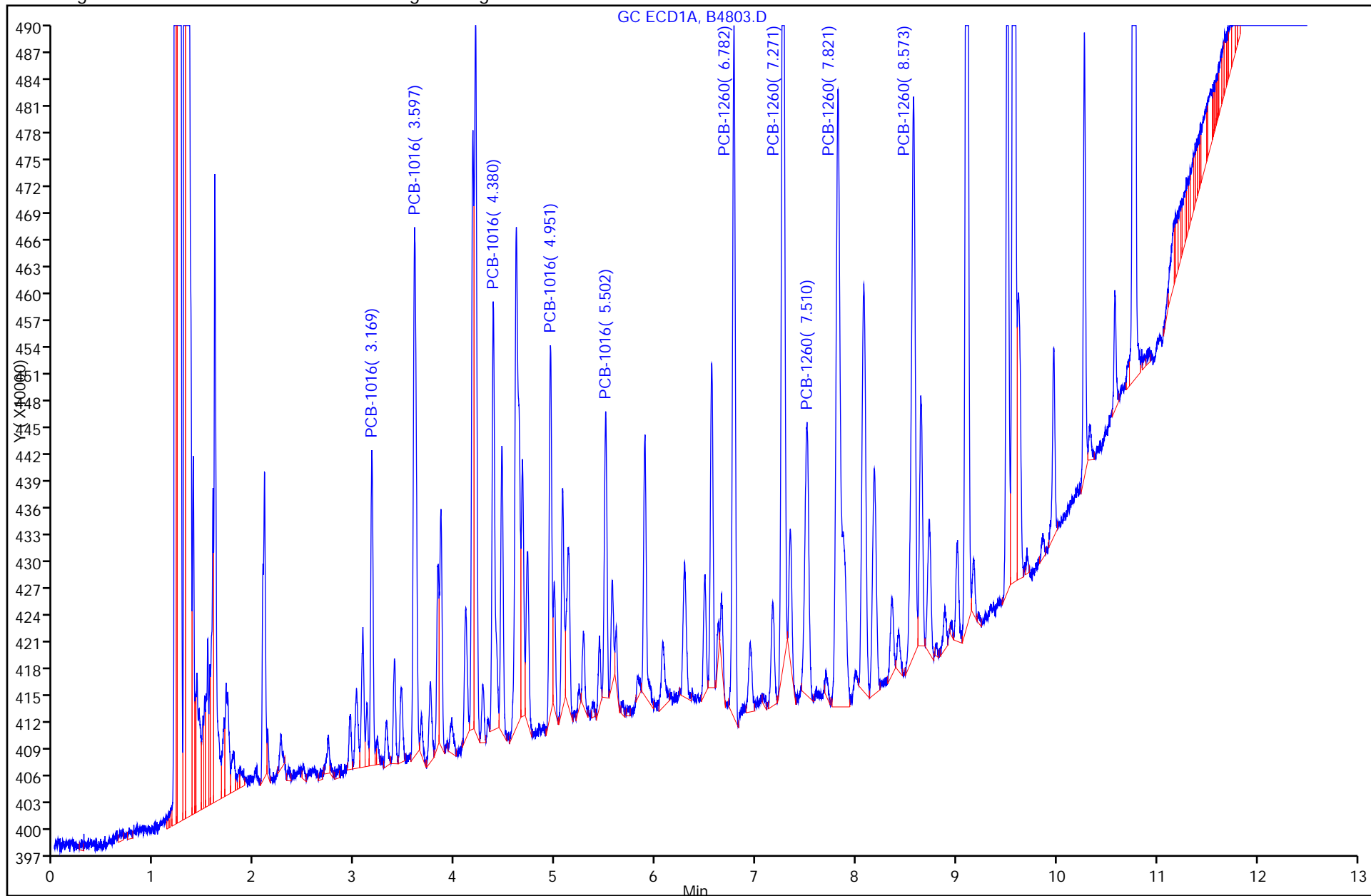
Lims Batch ID: 87982

Lims Sample ID: 1

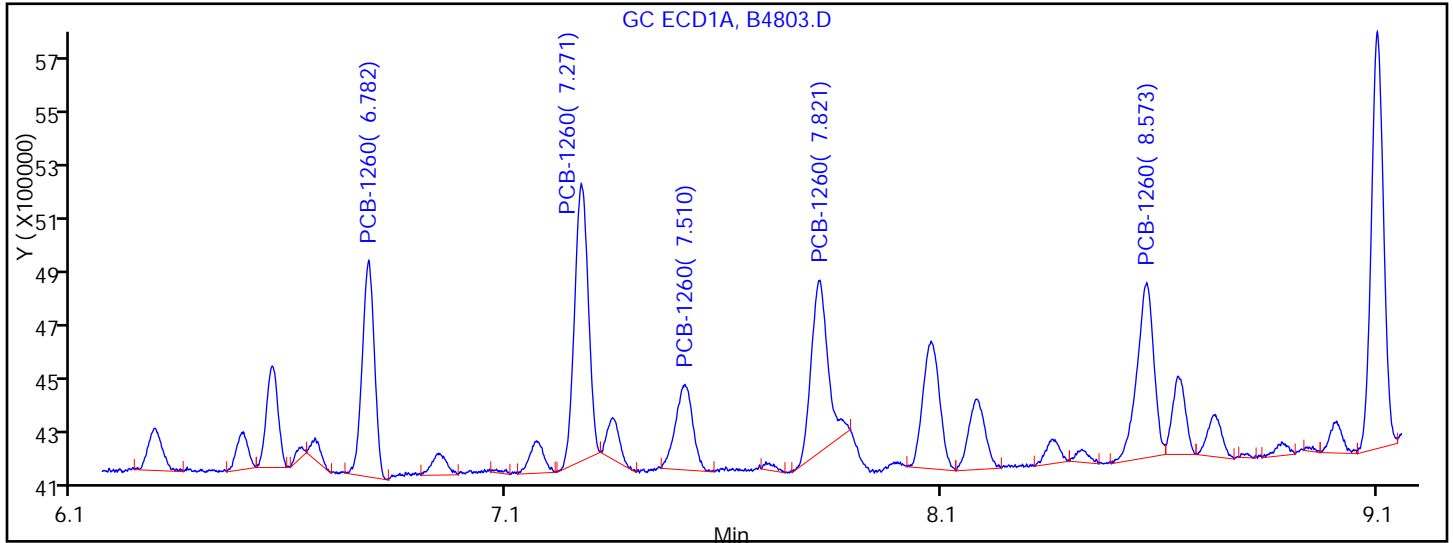
Operator ID:

Injection Vol: 1.00 ul

Y Scaling: Method Defined: Scale to the Nth Largest Target: 2



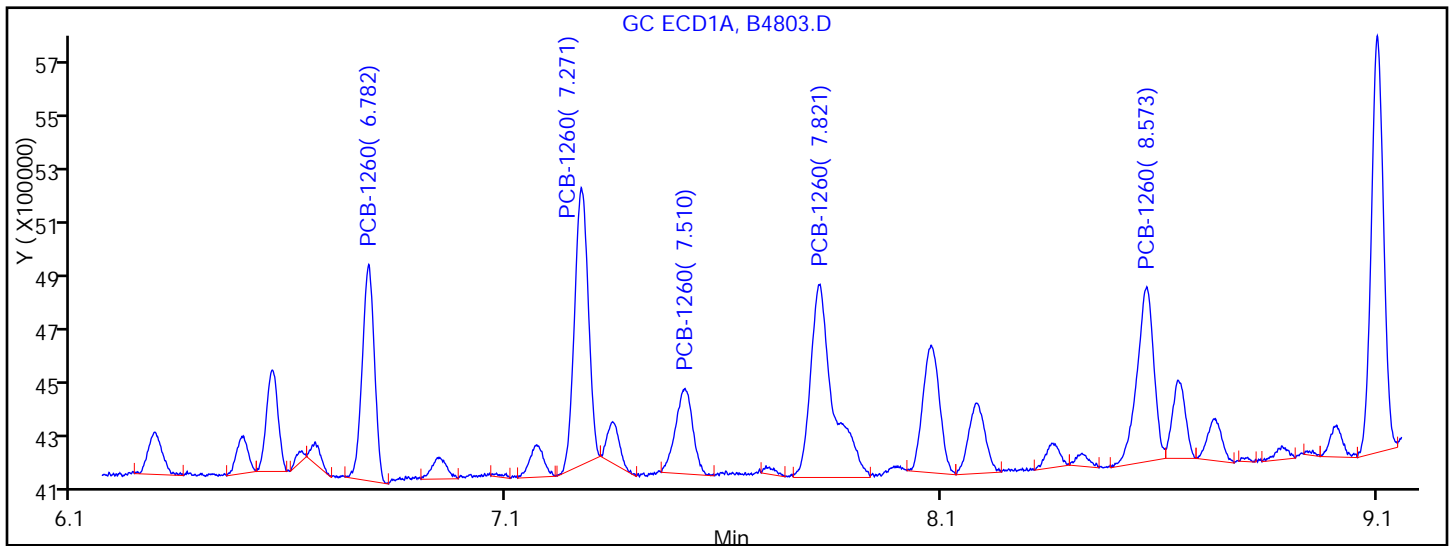




Processing Integration Results

RT = 6.782	Response = 1496695
RT = 7.271	Response = 2168267
RT = 7.510	Response = 838097
RT = 7.821	Response = 1638824
RT = 8.573	Response = 1678980

M



Manual Integration Results

RT = 6.782	Response = 1496695
RT = 7.271	Response = 2168267
RT = 7.510	Response = 838097
RT = 7.821	Response = 2463375
RT = 8.573	Response = 1678980

M

Reviewer: iversc, 11-Oct-2011 15:30:26

Audit Action: Manually Integrated

Audit Reason: Incomplete Integration

TestAmerica Laboratories  
Target Compound Quantitation Report

Data File: \\valsvr08\ChromData\SGCA\20111011-5714.b\B4804.D  
 Lims ID: std50 Client ID:  
 Inject. Date: 11-Oct-2011 13:40:43 Dil. Factor: 1.0000  
 Sample Type: IC Calib Level: 2  
 Sample ID: std50  
 Misc. Info.:  
 Operator: Instrument ID: SGCA  
 Vol. Injected: 1.0000 ALS Bottle#: 2  
 Lims Batch ID: 87982 Lims Sample ID: 2  
 Sublist: chrom-PCBS\*sub1  
 Detector 1 : GC ECD1A  
 Detector 2 : GC ECD2B  
 Method: \\valsvr08\ChromData\SGCA\20111011-5714.b\PCBS.m  
 Last Update: 11-Oct-2011 15:30:45 Calib Date: 11-Oct-2011 14:57:23  
 Quant Method: External Standard Quant By: Initial Calibration  
 Last ICal File: \\valsvr08\ChromData\SGCA\20111011-5714.b\B4809.D  
 Limit Group: SGC - 1 - 8082 CAL  
 Integrator: Falcon  
 Process Host: VAL-SMS-LAB3

First Level Reviewer: iversc Date: 11-Oct-2011 15:30:45

Det	Sig	RT	EXP RT	DLT RT	Response	On-Col Amt ug/L	Ratio Range	Ratio	Flags
-----	-----	----	--------	--------	----------	-----------------	-------------	-------	-------

4 PCB-1016

1	1	3.159	3.159	0.000	2058301	49.7		100.0	
1	2	3.584	3.584	0.000	4978230	54.7	186.9- 246.9	241.9	
1	3	4.367	4.367	0.000	3471330	49.5	143.8- 203.8	168.7	
1	4	4.939	4.937	0.002	2722538	49.5	106.7- 166.7	132.3	
1	5	5.490	5.489	0.001	1807239	48.3	55.8- 115.8	87.8	
Average of Peak Amounts =						50.3			
2	6	3.699	3.699	0.000	1458991	50.5		100.0	
2	7	4.270	4.271	-0.001	3140978	49.7	189.6- 249.6	215.3	
2	8	5.154	5.152	0.002	2698911	54.5	138.6- 198.6	185.0	
2	9	5.583	5.583	0.000	1117716	49.5	49.7- 109.7	76.6	
2	10	5.875	5.874	0.001	1972422	50.0	108.1- 168.1	135.2	
Average of Peak Amounts =						50.8			

RPD = 0.98

11 PCB-1260

1	1	6.769	6.768	0.001	5029324	48.6		100.0	
1	2	7.259	7.258	0.001	7501701	48.8	119.7- 179.7	149.2	
1	3	7.498	7.495	0.003	2780607	47.0	29.6- 89.6	55.3	
1	4	7.807	7.821	-0.014	7602428	47.4	126.4- 186.4	151.2	
1	5	8.564	8.561	0.003	4809136	48.3	64.1- 124.1	95.6	
Average of Peak Amounts =						48.0			
2	6	7.829	7.827	0.002	1837050	51.1		100.0	
2	7	8.197	8.196	0.001	3652771	48.7	163.4- 223.4	198.8	
2	8	8.628	8.627	0.001	4700260	49.8	201.9- 261.9	255.9	
2	9	9.349	9.347	0.002	3217238	48.4	146.4- 206.4	175.1	
2	10	9.739	9.737	0.002	3622849	48.8	153.8- 213.8	197.2	
Average of Peak Amounts =						49.4			

RPD = 2.71

Report Date: 11-Oct-2011 15:30:45

Chrom Revision: 1.2 13-Jul-2011 10:43:06

Data File: \\valsvr08\ChromData\SGCA\20111011-5714.b\B4804.D

Injection Date: 11-Oct-2011 13:40:43

Limit Group: SGC - 1 - 8082 CAL

Client ID:

Instrument ID: SGCA

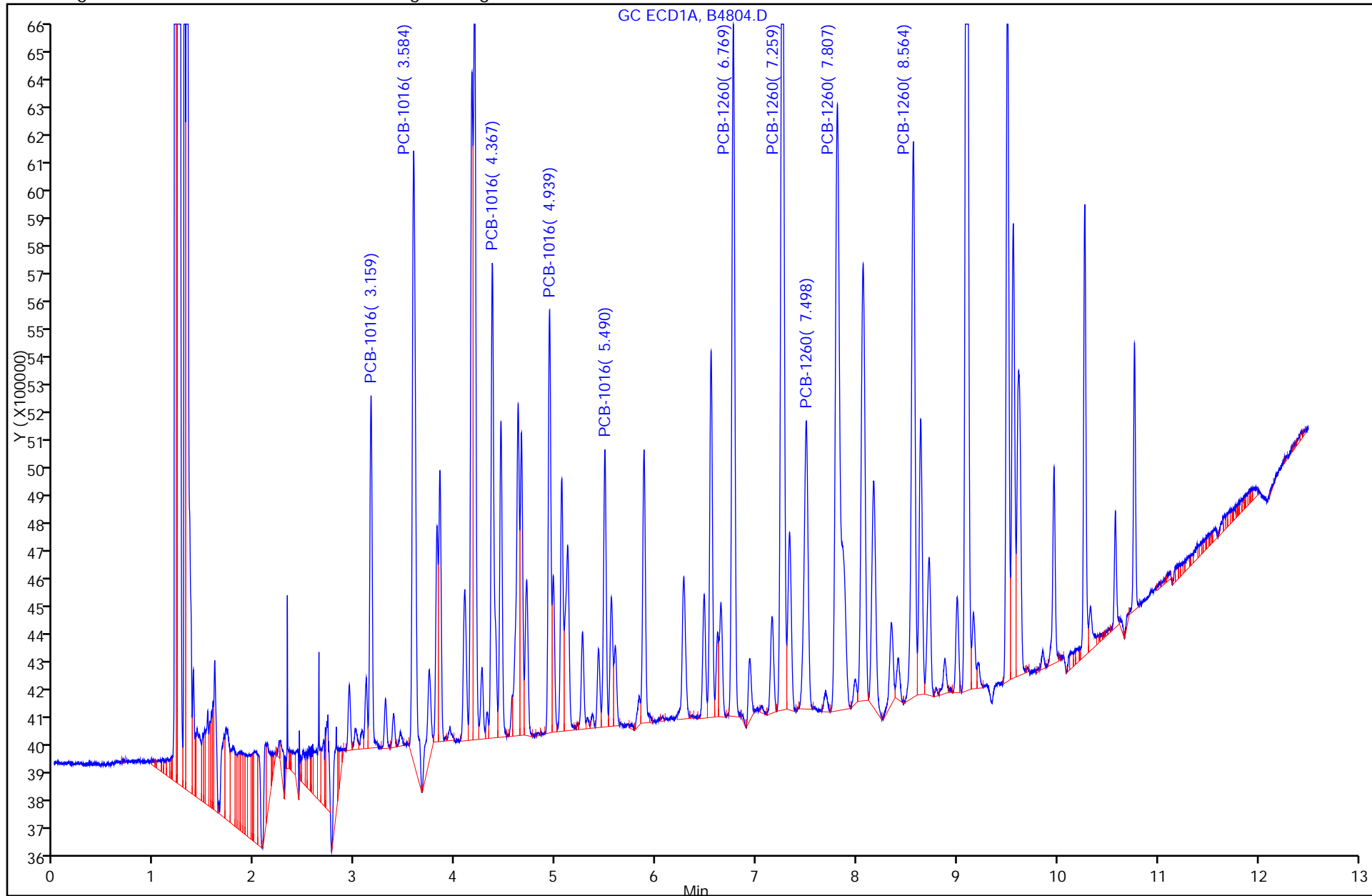
Lims Batch ID: 87982

Lims Sample ID: 2

Operator ID:

Injection Vol: 1.00 ul

Y Scaling: Method Defined: Scale to the Nth Largest Target: 2



TestAmerica Laboratories  
Target Compound Quantitation Report

Data File: \\valsvr08\ChromData\SGCA\20111011-5714.b\B4805.D  
 Lims ID: std100 Client ID:  
 Inject. Date: 11-Oct-2011 13:55:50 Dil. Factor: 1.0000  
 Sample Type: IC Calib Level: 3  
 Sample ID: std100  
 Misc. Info.:  
 Operator: Instrument ID: SGCA  
 Vol. Injected: 1.0000 ALS Bottle#: 3  
 Lims Batch ID: 87982 Lims Sample ID: 3  
 Sublist: chrom-PCBS\*sub1  
 Detector 1 : GC ECD1A  
 Detector 2 : GC ECD2B  
 Method: \\valsvr08\ChromData\SGCA\20111011-5714.b\PCBS.m  
 Last Update: 11-Oct-2011 15:31:04 Calib Date: 11-Oct-2011 14:57:23  
 Quant Method: External Standard Quant By: Initial Calibration  
 Last ICal File: \\valsvr08\ChromData\SGCA\20111011-5714.b\B4809.D  
 Limit Group: SGC - 1 - 8082 CAL  
 Integrator: Falcon  
 Process Host: VAL-SMS-LAB3

First Level Reviewer: iversc Date: 11-Oct-2011 15:31:04

Det	Sig	RT	EXP RT	DLT RT	Response	On-Col Amt ug/L	Ratio Range	Ratio	Flags
-----	-----	----	--------	--------	----------	-----------------	-------------	-------	-------

4 PCB-1016

1	1	3.159	3.159	0.000	3951267	100.2		100.0	
1	2	3.584	3.584	0.000	8557175	97.8	186.9- 246.9	216.6	
1	3	4.367	4.367	0.000	6837742	102.2	143.8- 203.8	173.1	
1	4	4.937	4.937	0.000	5385794	102.3	106.7- 166.7	136.3	
1	5	5.489	5.489	0.000	3584764	103.6	55.8- 115.8	90.7	
Average of Peak Amounts =						101.2			
2	6	3.699	3.699	0.000	2769515	101.7		100.0	
2	7	4.271	4.271	0.000	6063141	102.3	189.6- 249.6	218.9	
2	8	5.152	5.152	0.000	4655738	98.1	138.6- 198.6	168.1	
2	9	5.583	5.583	0.000	2138826	100.3	49.7- 109.7	77.2	
2	10	5.874	5.874	0.000	3688797	99.4	108.1- 168.1	133.2	
Average of Peak Amounts =						100.3			

RPD = 0.89

11 PCB-1260

1	1	6.768	6.768	0.000	9869220	101.6		100.0	
1	2	7.258	7.258	0.000	14847021	102.3	119.7- 179.7	150.4	
1	3	7.495	7.495	0.000	5738442	103.1	29.6- 89.6	58.1	
1	4	7.803	7.803	0.000	15156497	102.0	126.4- 186.4	153.6	
1	5	8.561	8.561	0.000	8928551	98.4	64.1- 124.1	90.5	
Average of Peak Amounts =						101.5			
2	6	7.827	7.827	0.000	3092456	90.9		100.0	
2	7	8.196	8.196	0.000	7023082	101.1	163.4- 223.4	227.1	
2	8	8.627	8.627	0.000	8940051	102.1	201.9- 261.9	289.1	
2	9	9.347	9.347	0.000	6306791	102.5	146.4- 206.4	203.9	
2	10	9.737	9.737	0.000	7062446	102.9	153.8- 213.8	228.4	
Average of Peak Amounts =						99.9			

RPD = 1.56

Det	Sig	RT	EXP RT	DLT RT	Response	On-Col Amt ug/L	Ratio Range	Ratio	Flags
-----	-----	----	-----------	-----------	----------	--------------------	-------------	-------	-------

\$ 3 Dibutylchlorendate

1	1	9.567	9.567	0.000	19061895	10.0			
2	2	10.249	10.249	0.000	10142459	10.0			
							RPD = 0.14		

\$ 2 DCB Decachlorobiphenyl

1	1	10.767	10.767	0.000	17116313	10.0			
2	2	11.567	11.567	0.000	12150255	10.0			
							RPD = 0.02		

Report Date: 11-Oct-2011 15:31:04

Chrom Revision: 1.2 13-Jul-2011 10:43:06

Data File: \\valsvr08\ChromData\SGCA\20111011-5714.b\B4805.D

Injection Date: 11-Oct-2011 13:55:50

Limit Group: SGC - 1 - 8082 CAL

Client ID:

Instrument ID: SGCA

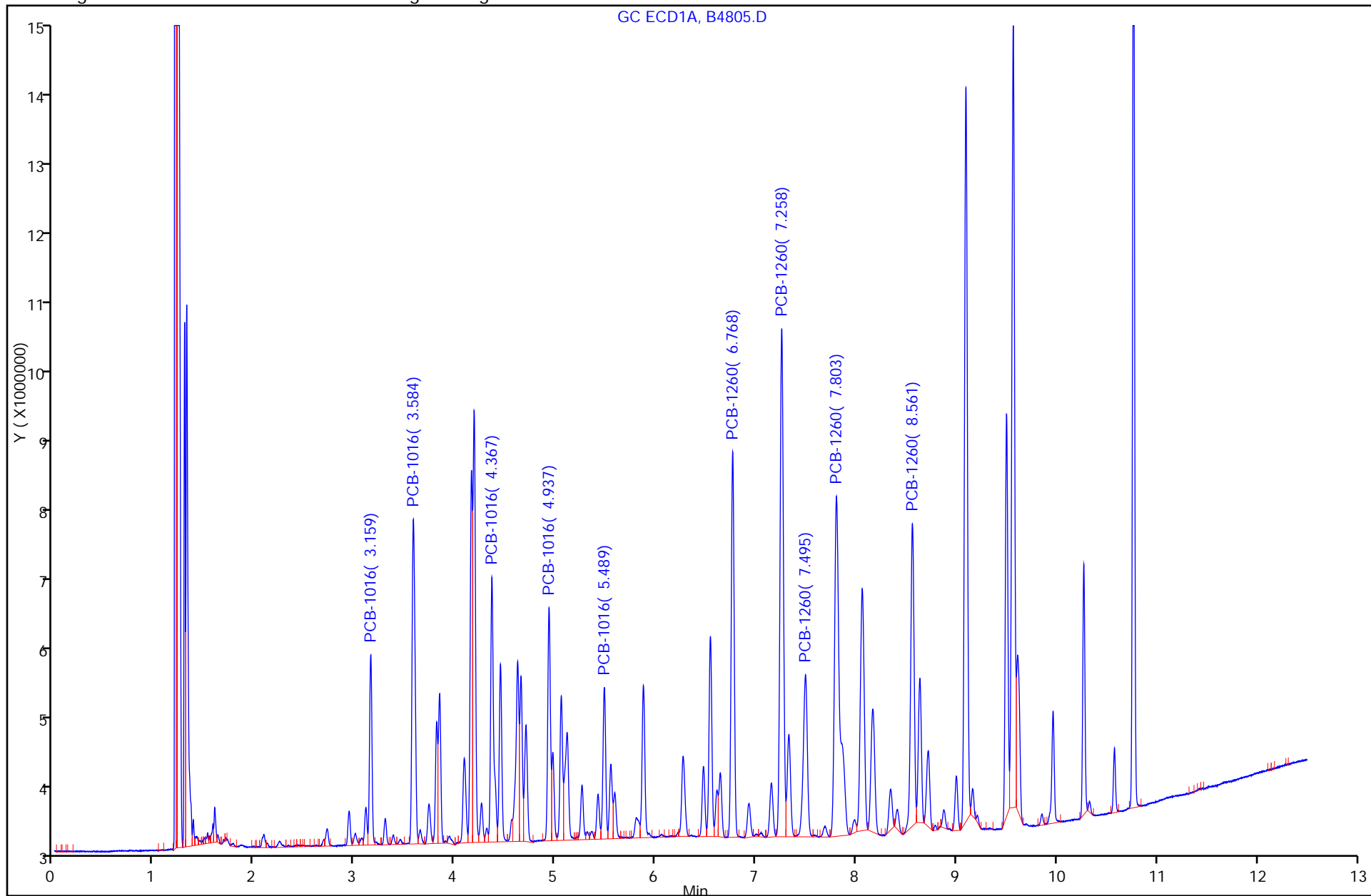
Lims Batch ID: 87982

Lims Sample ID: 3

Operator ID:

Injection Vol: 1.00 ul

Y Scaling: Method Defined: Scale to the Nth Largest Target: 2



TestAmerica Laboratories  
Target Compound Quantitation Report

Data File: \\valsvr08\ChromData\SGCA\20111011-5714.b\B4806.D  
 Lims ID: std250 Client ID:  
 Inject. Date: 11-Oct-2011 14:11:07 Dil. Factor: 1.0000  
 Sample Type: IC Calib Level: 4  
 Sample ID: std250  
 Misc. Info.:  
 Operator: Instrument ID: SGCA  
 Vol. Injected: 1.0000 ALS Bottle#: 4  
 Lims Batch ID: 87982 Lims Sample ID: 4  
 Sublist: chrom-PCBS\*sub1  
 Detector 1 : GC ECD1A  
 Detector 2 : GC ECD2B  
 Method: \\valsvr08\ChromData\SGCA\20111011-5714.b\PCBS.m  
 Last Update: 11-Oct-2011 15:31:36 Calib Date: 11-Oct-2011 14:57:23  
 Quant Method: External Standard Quant By: Initial Calibration  
 Last ICal File: \\valsvr08\ChromData\SGCA\20111011-5714.b\B4809.D  
 Limit Group: SGC - 1 - 8082 CAL  
 Integrator: Falcon  
 Process Host: VAL-SMS-LAB3

First Level Reviewer: iversc Date: 11-Oct-2011 15:31:36

Det	Sig	RT	EXP RT	DLT RT	Response	On-Col Amt ug/L	Ratio Range	Ratio	Flags
-----	-----	----	--------	--------	----------	-----------------	-------------	-------	-------

4 PCB-1016

1	1	3.159	3.160	-0.001	9298152	243.1		100.0	
1	2	3.584	3.586	-0.002	19935066	235.9	186.9- 246.9	214.4	
1	3	4.367	4.368	-0.001	15936935	244.4	143.8- 203.8	171.4	
1	4	4.938	4.938	0.000	12507659	243.6	106.7- 166.7	134.5	
1	5	5.490	5.490	0.000	8185856	247.1	55.8- 115.8	88.0	
Average of Peak Amounts =						242.8			
2	6	3.700	3.699	0.001	6366088	243.8		100.0	
2	7	4.271	4.271	0.000	13886950	244.3	189.6- 249.6	218.1	
2	8	5.154	5.153	0.001	10701218	235.4	138.6- 198.6	168.1	
2	9	5.584	5.584	0.000	4990710	243.9	49.7- 109.7	78.4	
2	10	5.876	5.875	0.001	8749163	246.5	108.1- 168.1	137.4	
Average of Peak Amounts =						242.8			

RPD = 0.01

11 PCB-1260

1	1	6.769	6.770	-0.001	23070026	246.1		100.0	
1	2	7.256	7.258	-0.002	34406948	244.7	119.7- 179.7	149.1	
1	3	7.494	7.496	-0.002	13547673	250.0	29.6- 89.6	58.7	
1	4	7.804	7.821	-0.017	35650469	249.4	126.4- 186.4	154.5	
1	5	8.561	8.563	-0.002	21675031	252.4	64.1- 124.1	94.0	
Average of Peak Amounts =						248.5			
2	6	7.827	7.828	-0.001	8228655	253.0		100.0	
2	7	8.196	8.196	0.000	16245825	245.2	163.4- 223.4	197.4	
2	8	8.626	8.628	-0.002	20184863	242.8	201.9- 261.9	245.3	
2	9	9.347	9.348	-0.001	14300777	242.4	146.4- 206.4	173.8	
2	10	9.736	9.738	-0.002	15926951	244.1	153.8- 213.8	193.6	
Average of Peak Amounts =						245.5			

RPD = 1.23

Det	Sig	RT	EXP RT	DLT RT	Response	On-Col Amt ug/L	Ratio Range	Ratio	Flags
-----	-----	----	--------	--------	----------	-----------------	-------------	-------	-------

\$ 3 Dibutylchlorendate

1	1	9.568	9.568	0.000	104685081	60.1			M
2	2	10.251	10.251	0.000	50927759	58.5			M

RPD = 2.84

\$ 2 DCB Decachlorobiphenyl

1	1	10.766	10.768	-0.002	83184076	58.0			
2	2	11.568	11.568	0.000	57290974	58.4			

RPD = 0.65

QC Flag Legend

Review Flags

M - Manually Integrated



Report Date: 11-Oct-2011 15:31:36

Chrom Revision: 1.2 13-Jul-2011 10:43:06

Data File: \\valsvr08\ChromData\SGCA\20111011-5714.b\B4806.D

Injection Date: 11-Oct-2011 14:11:07

Limit Group: SGC - 1 - 8082 CAL

Client ID:

Instrument ID: SGCA

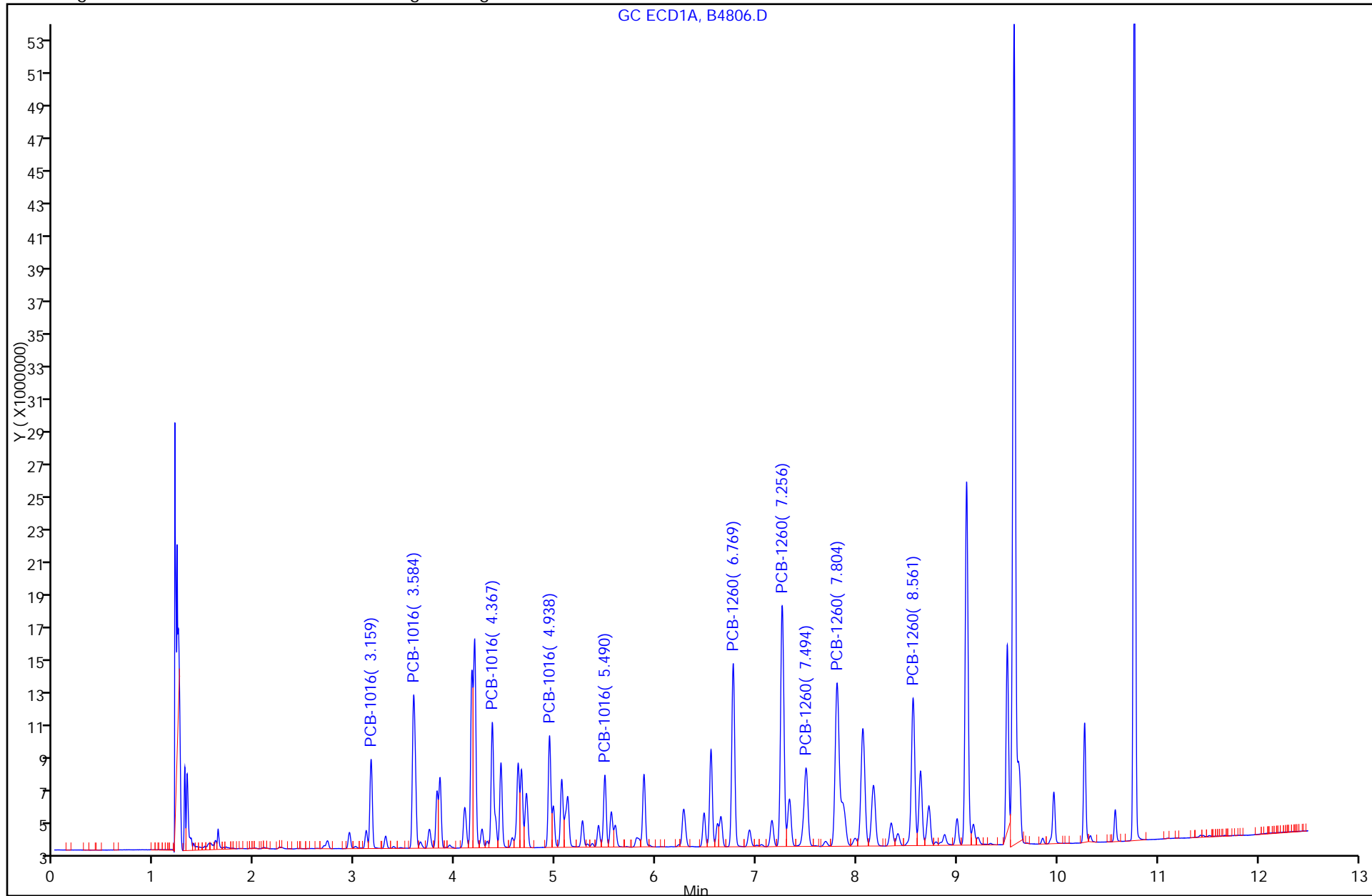
Lims Batch ID: 87982

Lims Sample ID: 4

Operator ID:

Injection Vol: 1.00 ul

Y Scaling: Method Defined: Scale to the Nth Largest Target: 2



Data File: \\valsvr08\ChromData\SGCA\20111011-5714.b\B4806.D

Injection Date: 11-Oct-2011 14:11:07

Limit Group: SGC - 1 - 8082 CAL

Client ID:

Instrument ID: SGCA

Lims Batch ID: 87982

Lims Sample ID: 4

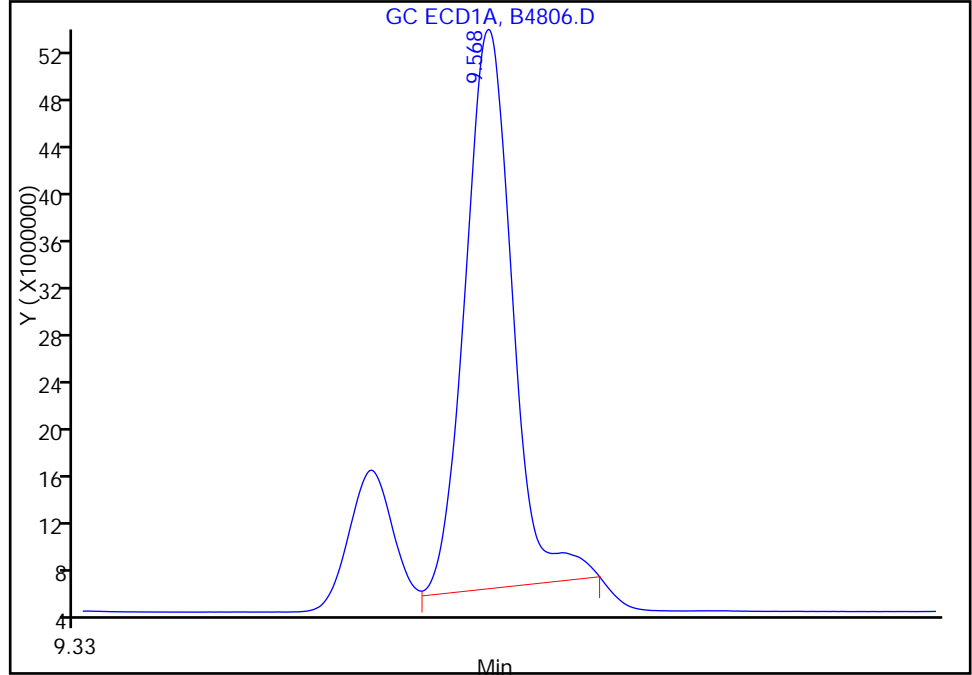
Operator ID:

Injection Vol: 1.00 ul

\$ 3 Dibutylchloroendate, Signal: 1, Type: quant, RT: 9.57, Det: GC ECD1A

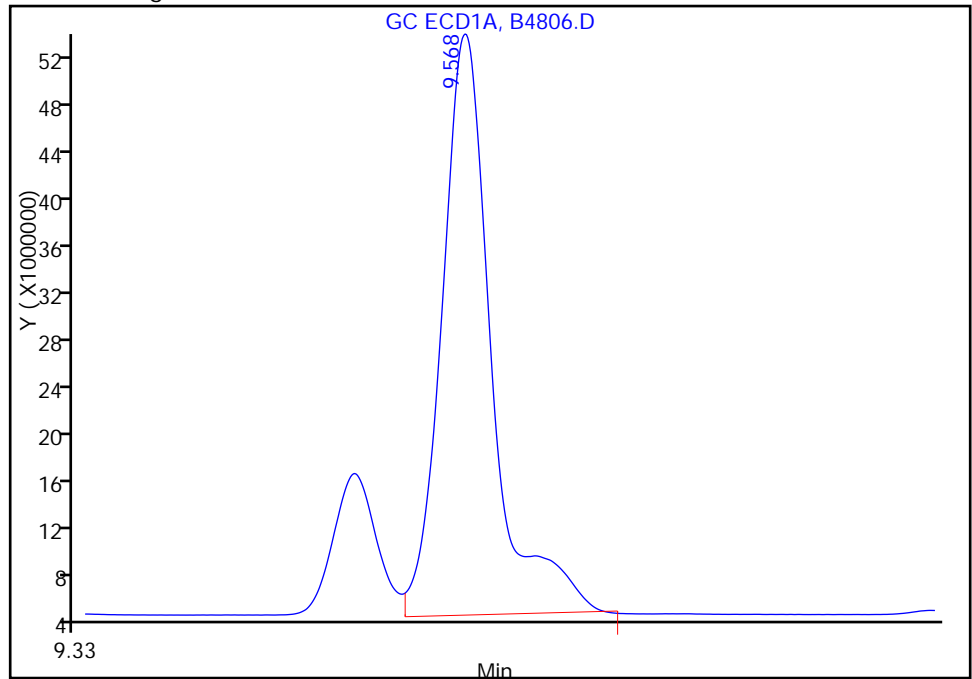
RT: 9.57  
Response: 90403804  
Amount: 57.696616

Processing Integration Results



RT: 9.57  
Response: 104685081  
Amount: 60.142579

Manual Integration Results



Reviewer: iversc, 11-Oct-2011 15:31:36

Audit Action: Manually Integrated

Audit Reason: Incomplete Integration

TestAmerica Laboratories  
Target Compound Quantitation Report

Data File: \\valsvr08\ChromData\SGCA\20111011-5714.b\B4807.D  
 Lims ID: std500 Client ID:  
 Inject. Date: 11-Oct-2011 14:26:29 Dil. Factor: 1.0000  
 Sample Type: IC Calib Level: 5  
 Sample ID: std500  
 Misc. Info.:  
 Operator: Instrument ID: SGCA  
 Vol. Injected: 1.0000 ALS Bottle#: 5  
 Lims Batch ID: 87982 Lims Sample ID: 5  
 Sublist: chrom-PCBS\*sub1  
 Detector 1 : GC ECD1A  
 Detector 2 : GC ECD2B  
 Method: \\valsvr08\ChromData\SGCA\20111011-5714.b\PCBS.m  
 Last Update: 11-Oct-2011 15:31:52 Calib Date: 11-Oct-2011 14:57:23  
 Quant Method: External Standard Quant By: Initial Calibration  
 Last ICal File: \\valsvr08\ChromData\SGCA\20111011-5714.b\B4809.D  
 Limit Group: SGC - 1 - 8082 CAL  
 Integrator: Falcon  
 Process Host: VAL-SMS-LAB3

First Level Reviewer: iversc Date: 11-Oct-2011 15:31:52

Det	Sig	RT	EXP RT	DLT RT	Response	On-Col Amt ug/L	Ratio Range	Ratio	Flags
-----	-----	----	--------	--------	----------	-----------------	-------------	-------	-------

4 PCB-1016

1	1	3.161	3.160	0.001	19498587	515.7		100.0	
1	2	3.586	3.586	0.000	40279077	486.2	186.9- 246.9	206.6	
1	3	4.369	4.368	0.001	32260724	498.7	143.8- 203.8	165.5	
1	4	4.939	4.938	0.001	25435504	499.7	106.7- 166.7	130.4	
1	5	5.490	5.490	0.000	16242581	499.6	55.8- 115.8	83.3	
Average of Peak Amounts =						500.0			
2	6	3.700	3.699	0.001	12447145	490.3		100.0	
2	7	4.272	4.271	0.001	27497979	496.4	189.6- 249.6	220.9	
2	8	5.154	5.153	0.001	21309884	486.5	138.6- 198.6	171.2	
2	9	5.584	5.584	0.000	10114037	508.8	49.7- 109.7	81.3	
2	10	5.875	5.875	0.000	17391748	503.5	108.1- 168.1	139.7	
Average of Peak Amounts =						497.1			

RPD = 0.58

11 PCB-1260

1	1	6.769	6.770	-0.001	46775192	506.4		100.0	
1	2	7.259	7.258	0.001	69941509	504.2	119.7- 179.7	149.5	
1	3	7.496	7.496	0.000	27423408	506.8	29.6- 89.6	58.6	
1	4	7.804	7.821	-0.017	72221355	509.4	126.4- 186.4	154.4	
1	5	8.564	8.563	0.001	43506278	512.5	64.1- 124.1	93.0	
Average of Peak Amounts =						507.8			
2	6	7.827	7.828	-0.001	16778179	521.0		100.0	
2	7	8.196	8.196	0.000	32994622	509.5	163.4- 223.4	196.7	
2	8	8.627	8.628	-0.001	40015580	497.8	201.9- 261.9	238.5	
2	9	9.348	9.348	0.000	29503039	508.5	146.4- 206.4	175.8	
2	10	9.738	9.738	0.000	31728309	501.4	153.8- 213.8	189.1	
Average of Peak Amounts =						507.7			

RPD = 0.04

Det	Sig	RT	EXP RT	DLT RT	Response	On-Col Amt ug/L	Ratio Range	Ratio	Flags
-----	-----	----	--------	--------	----------	-----------------	-------------	-------	-------

\$ 3 Dibutylchlorendate

1	1	9.569	9.568	0.001	139771618	77.9			
2	2	10.250	10.251	-0.001	69260611	81.0			
						RPD =	3.88		

\$ 2 DCB Decachlorobiphenyl

1	1	10.767	10.768	-0.001	115740253	81.5			
2	2	11.568	11.568	0.000	78389261	81.2			
						RPD =	0.39		

Report Date: 11-Oct-2011 15:31:52

Chrom Revision: 1.2 13-Jul-2011 10:43:06

Data File: \\valsvr08\ChromData\SGCA\20111011-5714.b\B4807.D

Injection Date: 11-Oct-2011 14:26:29

Limit Group: SGC - 1 - 8082 CAL

Client ID:

Instrument ID: SGCA

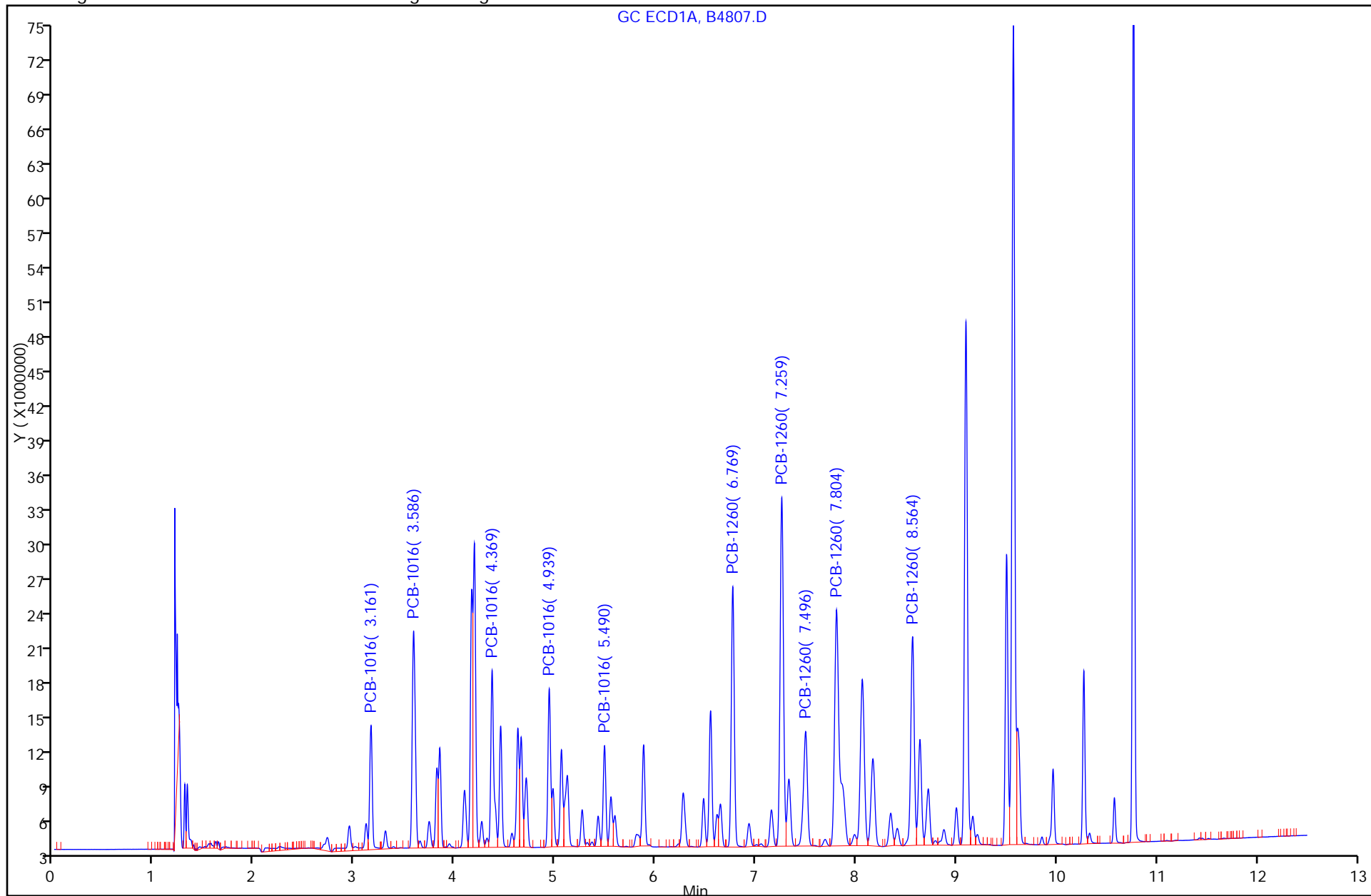
Lims Batch ID: 87982

Lims Sample ID: 5

Operator ID:

Injection Vol: 1.00 ul

Y Scaling: Method Defined: Scale to the Nth Largest Target: 2



TestAmerica Laboratories  
Target Compound Quantitation Report

Data File: \\valsvr08\ChromData\SGCA\20111011-5714.b\B4808.D  
 Lims ID: std1000 Client ID:  
 Inject. Date: 11-Oct-2011 14:41:54 Dil. Factor: 1.0000  
 Sample Type: IC Calib Level: 6  
 Sample ID: std1000  
 Misc. Info.:  
 Operator: Instrument ID: SGCA  
 Vol. Injected: 1.0000 ALS Bottle#: 6  
 Lims Batch ID: 87982 Lims Sample ID: 6  
 Sublist: chrom-PCBS\*sub1  
 Detector 1 : GC ECD1A  
 Detector 2 : GC ECD2B  
 Method: \\valsvr08\ChromData\SGCA\20111011-5714.b\PCBS.m  
 Last Update: 11-Oct-2011 15:32:10 Calib Date: 11-Oct-2011 14:57:23  
 Quant Method: External Standard Quant By: Initial Calibration  
 Last ICal File: \\valsvr08\ChromData\SGCA\20111011-5714.b\B4809.D  
 Limit Group: SGC - 1 - 8082 CAL  
 Integrator: Falcon  
 Process Host: VAL-SMS-LAB3

First Level Reviewer: iversc Date: 11-Oct-2011 15:32:10

Det	Sig	RT	EXP RT	DLT RT	Response	On-Col Amt ug/L	Ratio Range	Ratio	Flags
-----	-----	----	--------	--------	----------	-----------------	-------------	-------	-------

4 PCB-1016

1	1	3.160	3.160	0.000	38118592	1013.4		100.0	
1	2	3.586	3.586	0.000	82665255	1023.4	186.9- 246.9	216.9	
1	3	4.368	4.368	0.000	66245621	1025.2	143.8- 203.8	173.8	
1	4	4.938	4.938	0.000	52123236	1027.2	106.7- 166.7	136.7	
1	5	5.490	5.490	0.000	32717009	1021.1	55.8- 115.8	85.8	
Average of Peak Amounts =						1022.1			
2	6	3.699	3.699	0.000	25070020	1029.6		100.0	
2	7	4.271	4.271	0.000	55063984	1027.7	189.6- 249.6	219.6	
2	8	5.153	5.153	0.000	42273735	1028.7	138.6- 198.6	168.6	
2	9	5.584	5.584	0.000	19988056	1047.3	49.7- 109.7	79.7	
2	10	5.875	5.875	0.000	34621923	1039.5	108.1- 168.1	138.1	
Average of Peak Amounts =						1034.6			

RPD = 1.22

11 PCB-1260

1	1	6.770	6.770	0.000	94822260	1036.7		100.0	
1	2	7.258	7.258	0.000	141952007	1032.7	119.7- 179.7	149.7	
1	3	7.496	7.496	0.000	56510308	1029.5	29.6- 89.6	59.6	
1	4	7.805	7.805	0.000	148313383	1038.3	126.4- 186.4	156.4	
1	5	8.563	8.563	0.000	89226920	1042.5	64.1- 124.1	94.1	
Average of Peak Amounts =						1035.9			
2	6	7.828	7.828	0.000	34323875	1064.2		100.0	
2	7	8.196	8.196	0.000	66388028	1046.6	163.4- 223.4	193.4	
2	8	8.628	8.628	0.000	79611203	1037.4	201.9- 261.9	231.9	
2	9	9.348	9.348	0.000	60559647	1051.7	146.4- 206.4	176.4	
2	10	9.738	9.738	0.000	63094707	1036.9	153.8- 213.8	183.8	
Average of Peak Amounts =						1047.4			

RPD = 1.10

Det	Sig	RT	EXP RT	DLT RT	Response	On-Col Amt ug/L	Ratio Range	Ratio	Flags
-----	-----	----	--------	--------	----------	-----------------	-------------	-------	-------

\$ 3 Dibutylchlorendate

1	1	9.568	9.568	0.000	196259922	104.1			
2	2	10.251	10.251	0.000	88394942	105.0			
							RPD = 0.83		

\$ 2 DCB Decachlorobiphenyl

1	1	10.768	10.768	0.000	149021799	105.6			
2	2	11.568	11.568	0.000	99916338	104.7			
							RPD = 0.80		

Report Date: 11-Oct-2011 15:32:10

Chrom Revision: 1.2 13-Jul-2011 10:43:06

Data File: \\valsvr08\ChromData\SGCA\20111011-5714.b\B4808.D

Injection Date: 11-Oct-2011 14:41:54

Limit Group: SGC - 1 - 8082 CAL

Client ID:

Instrument ID: SGCA

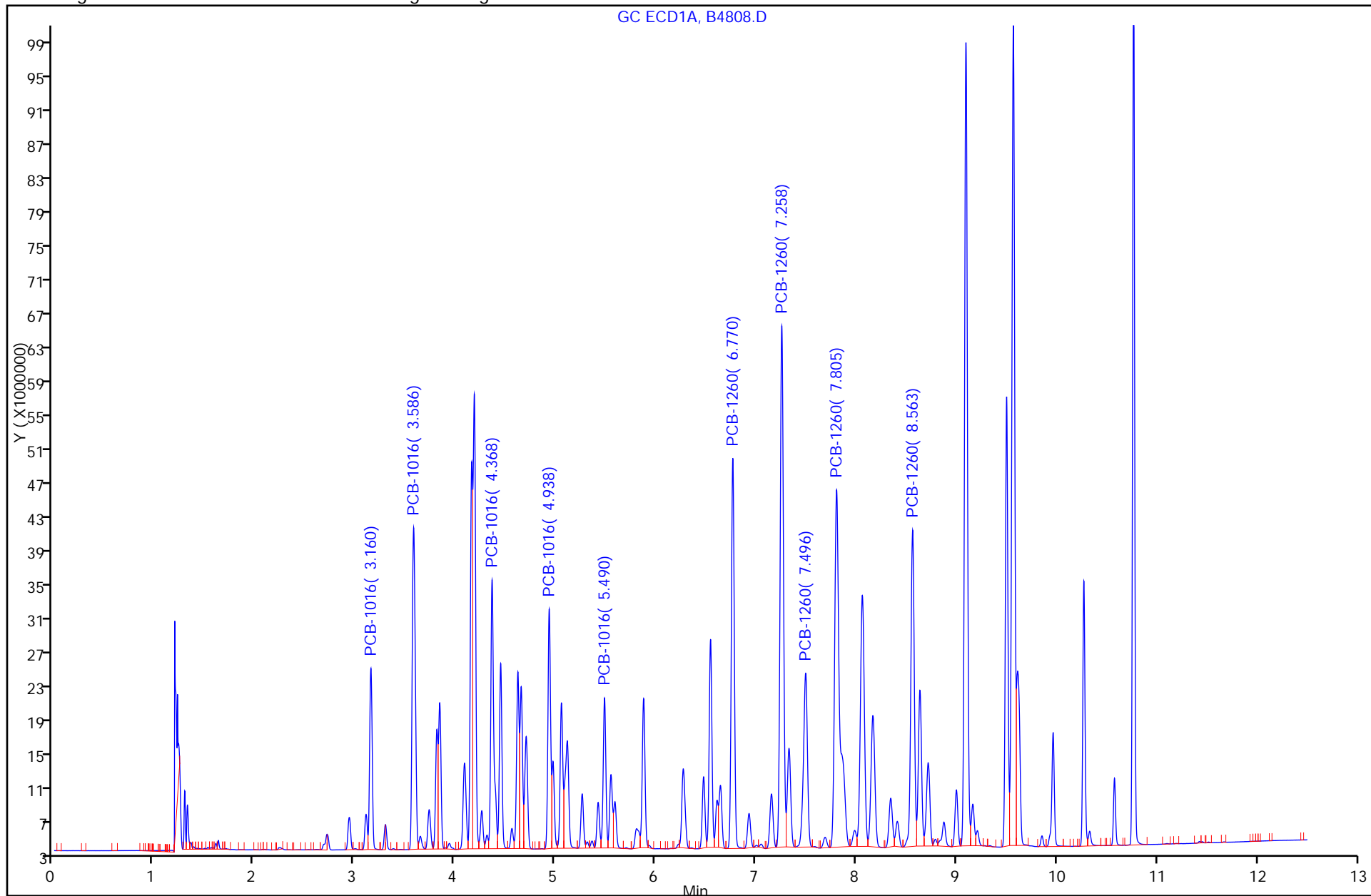
Lims Batch ID: 87982

Lims Sample ID: 6

Operator ID:

Injection Vol: 1.00 ul

Y Scaling: Method Defined: Scale to the Nth Largest Target: 2





TestAmerica Laboratories  
Target Compound Quantitation Report

Data File: \\valsvr08\ChromData\SGCA\20111011-5714.b\B4809.D  
 Lims ID: std1500 Client ID:  
 Inject. Date: 11-Oct-2011 14:57:23 Dil. Factor: 1.0000  
 Sample Type: IC Calib Level: 7  
 Sample ID: std1500  
 Misc. Info.:  
 Operator: Instrument ID: SGCA  
 Vol. Injected: 1.0000 ALS Bottle#: 7  
 Lims Batch ID: 87982 Lims Sample ID: 7  
 Sublist: chrom-PCBS\*sub1  
 Detector 1 : GC ECD1A  
 Detector 2 : GC ECD2B  
 Method: \\valsvr08\ChromData\SGCA\20111011-5714.b\PCBS.m  
 Last Update: 11-Oct-2011 15:32:27 Calib Date: 11-Oct-2011 14:57:23  
 Quant Method: External Standard Quant By: Initial Calibration  
 Last ICal File: \\valsvr08\ChromData\SGCA\20111011-5714.b\B4809.D  
 Limit Group: SGC - 1 - 8082 CAL  
 Integrator: Falcon  
 Process Host: VAL-SMS-LAB3

First Level Reviewer: iversc Date: 11-Oct-2011 15:32:27

Det	Sig	RT	EXP RT	DLT RT	Response	On-Col Amt ug/L	Ratio Range	Ratio	Flags
-----	-----	----	--------	--------	----------	-----------------	-------------	-------	-------

4 PCB-1016

1	1	3.161	3.159	0.002	55481719	1477.8		100.0	
1	2	3.587	3.584	0.003	119089960	1503.4	186.9- 246.9	214.6	
1	3	4.369	4.367	0.002	95811618	1480.1	143.8- 203.8	172.7	
1	4	4.939	4.937	0.002	74979009	1477.7	106.7- 166.7	135.1	
1	5	5.492	5.489	0.003	47036030	1480.1	55.8- 115.8	84.8	
Average of Peak Amounts =						1483.8			
2	6	3.701	3.699	0.002	34976696	1484.0		100.0	
2	7	4.272	4.271	0.001	77276843	1479.0	189.6- 249.6	220.9	
2	8	5.154	5.152	0.002	58361658	1501.0	138.6- 198.6	166.9	
2	9	5.584	5.583	0.001	26846373	1446.9	49.7- 109.7	76.8	
2	10	5.876	5.874	0.002	47358367	1459.0	108.1- 168.1	135.4	
Average of Peak Amounts =						1474.0			

RPD = 0.67

11 PCB-1260

1	1	6.770	6.768	0.002	132966781	1460.4		100.0	
1	2	7.259	7.258	0.001	200799101	1467.1	119.7- 179.7	151.0	
1	3	7.497	7.495	0.002	81608551	1464.9	29.6- 89.6	61.4	
1	4	7.806	7.803	0.003	209829450	1454.9	126.4- 186.4	157.8	
1	5	8.564	8.561	0.003	125276824	1447.7	64.1- 124.1	94.2	
Average of Peak Amounts =						1459.0			
2	6	7.828	7.827	0.001	46004433	1420.9		100.0	
2	7	8.197	8.196	0.001	90757821	1447.7	163.4- 223.4	197.3	
2	8	8.627	8.627	0.000	108939608	1468.5	201.9- 261.9	236.8	
2	9	9.348	9.347	0.001	83145572	1446.5	146.4- 206.4	180.7	
2	10	9.738	9.737	0.001	86656411	1464.1	153.8- 213.8	188.4	
Average of Peak Amounts =						1449.5			

RPD = 0.65

Det	Sig	RT	EXP RT	DLT RT	Response	On-Col Amt ug/L	Ratio Range	Ratio	Flags
-----	-----	----	--------	--------	----------	-----------------	-------------	-------	-------

\$ 3 Dibutylchlorendate

1	1	9.568	9.568	0.000	227797168	117.8			
2	2	10.251	10.249	0.002	96623069	115.5			
							RPD = 1.95		

\$ 2 DCB Decachlorobiphenyl

1	1	10.767	10.767	0.000	161924076	114.9			
2	2	11.568	11.567	0.001	109863148	115.7			
							RPD = 0.68		

Report Date: 11-Oct-2011 15:32:27

Chrom Revision: 1.2 13-Jul-2011 10:43:06

Data File: \\valsvr08\ChromData\SGCA\20111011-5714.b\B4809.D

Injection Date: 11-Oct-2011 14:57:23

Limit Group: SGC - 1 - 8082 CAL

Client ID:

Instrument ID: SGCA

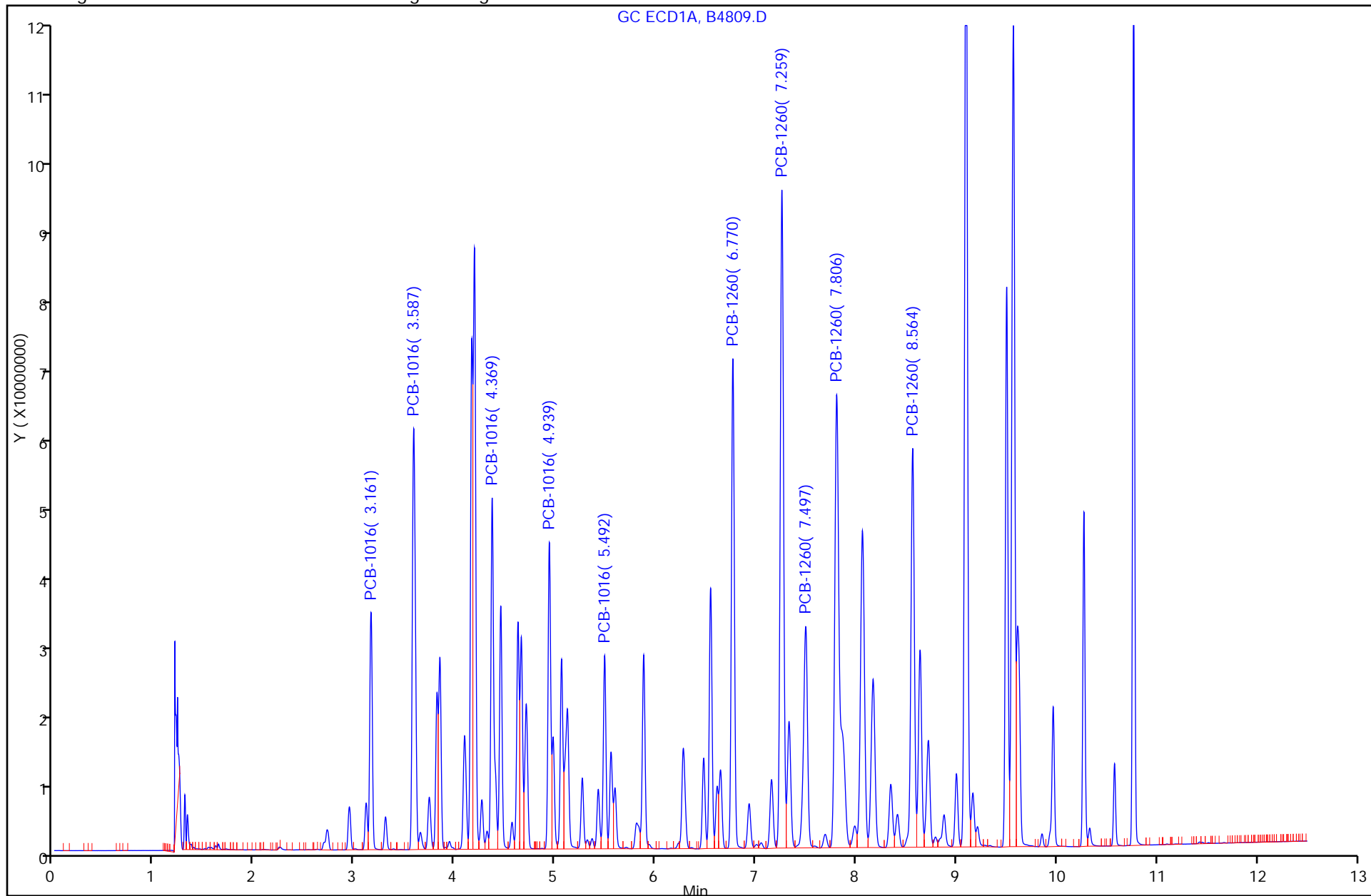
Lims Batch ID: 87982

Lims Sample ID: 7

Operator ID:

Injection Vol: 1.00 ul

Y Scaling: Method Defined: Scale to the Nth Largest Target: 2



TestAmerica Laboratories  
Target Compound Quantitation Report

Data File: \\valsvr08\ChromData\SGCA\20111011-5714.b\B4810.D  
 Lims ID: std2000 Client ID:  
 Inject. Date: 11-Oct-2011 15:12:45 Dil. Factor: 1.0000  
 Sample Type: IC Calib Level: 8  
 Sample ID: std2000  
 Misc. Info.:  
 Operator: Instrument ID: SGCA  
 Vol. Injected: 1.0000 ALS Bottle#: 8  
 Lims Batch ID: 87982 Lims Sample ID: 8  
 Sublist: chrom-PCBS\*sub1  
 Detector 1 : GC ECD1A  
 Detector 2 : GC ECD2B  
 Method: \\valsvr08\ChromData\SGCA\20111011-5714.b\PCBS.m  
 Last Update: 11-Oct-2011 15:33:26 Calib Date: 11-Oct-2011 15:12:45  
 Quant Method: External Standard Quant By: Initial Calibration  
 Last ICal File: \\valsvr08\ChromData\SGCA\20111011-5714.b\B4810.D  
 Limit Group: SGC - 1 - 8082 CAL  
 Integrator: Falcon  
 Process Host: VAL-SMS-LAB3

First Level Reviewer: iversc Date: 11-Oct-2011 15:33:26

Det	Sig	RT	EXP RT	DLT RT	Response	On-Col Amt ug/L	Ratio Range	Ratio	Flags
-----	-----	----	--------	--------	----------	-----------------	-------------	-------	-------

4 PCB-1016

1	1	3.158	3.159	-0.001	70152563	1942.6		100.0	
1	2	3.583	3.584	-0.001	151475595	1977.5	186.9- 246.9	215.9	
1	3	4.366	4.367	-0.001	124273005	1963.7	143.8- 203.8	177.1	
1	4	4.936	4.937	-0.001	97333963	1964.5	106.7- 166.7	138.7	
1	5	5.488	5.489	-0.001	61668024	1981.1	55.8- 115.8	87.9	
Average of Peak Amounts =						1965.9			
2	6	3.698	3.699	-0.001	44380277	1977.6		100.0	
2	7	4.270	4.271	-0.001	97749760	1964.0	189.6- 249.6	220.3	
2	8	5.152	5.152	0.000	75884803	2037.8	138.6- 198.6	171.0	
2	9	5.583	5.583	0.000	35170133	1986.3	49.7- 109.7	79.2	
2	10	5.874	5.874	0.000	62005951	1987.9	108.1- 168.1	139.7	
Average of Peak Amounts =						1990.7			

RPD = 1.26

11 PCB-1260

1	1	6.768	6.768	0.000	177169652	1981.0		100.0	
1	2	7.257	7.258	-0.001	270053146	1992.4	119.7- 179.7	152.4	
1	3	7.495	7.495	0.000	109825531	1974.3	29.6- 89.6	62.0	
1	4	7.804	7.803	0.001	283421590	1975.3	126.4- 186.4	160.0	
1	5	8.561	8.561	0.000	168577813	1966.2	64.1- 124.1	95.2	
Average of Peak Amounts =						1977.8			
2	6	7.826	7.827	-0.001	61674674	1953.7		100.0	
2	7	8.194	8.196	-0.002	120549837	1978.7	163.4- 223.4	195.5	
2	8	8.626	8.627	-0.001	145190861	2019.1	201.9- 261.9	235.4	
2	9	9.346	9.347	-0.001	111116283	1972.6	146.4- 206.4	180.2	
2	10	9.736	9.737	-0.001	116041581	2013.3	153.8- 213.8	188.2	
Average of Peak Amounts =						1987.5			

RPD = 0.49

Data File: \\valsvr08\ChromData\SGCA\20111011-5714.b\B4810.D

Det	Sig	RT	EXP RT	DLT RT	Response	On-Col Amt ug/L	Ratio Range	Ratio	Flags
-----	-----	----	-----------	-----------	----------	--------------------	-------------	-------	-------

## \$ 3 Dibutylchlorendate

1 1 9.568

2 2 10.249

## \$ 2 DCB Decachlorobiphenyl

1 1 10.767

2 2 11.567

Report Date: 11-Oct-2011 15:33:26

Chrom Revision: 1.2 13-Jul-2011 10:43:06

Data File: \\valsvr08\ChromData\SGCA\20111011-5714.b\B4810.D

Injection Date: 11-Oct-2011 15:12:45

Limit Group: SGC - 1 - 8082 CAL

Client ID:

Instrument ID: SGCA

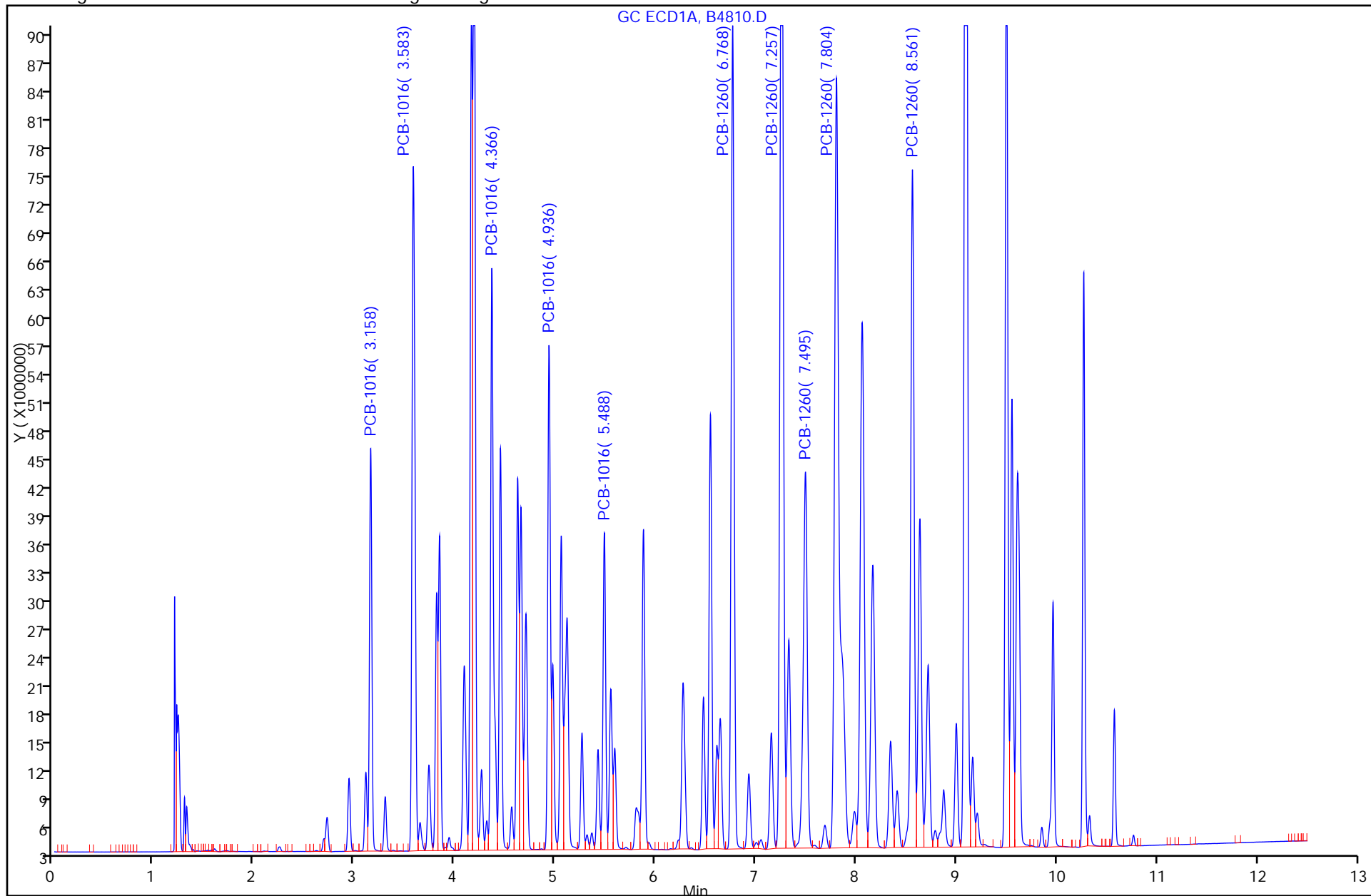
Lims Batch ID: 87982

Lims Sample ID: 8

Operator ID:

Injection Vol: 1.00 ul

Y Scaling: Method Defined: Scale to the Nth Largest Target: 2



TestAmerica Laboratories  
Target Compound Quantitation Report

Data File: \\valsvr08\ChromData\SGCA\20111011-5714.b\B4811.D  
 Lims ID: std3000 Client ID:  
 Inject. Date: 11-Oct-2011 15:28:10 Dil. Factor: 1.0000  
 Sample Type: IC Calib Level: 9  
 Sample ID: std3000  
 Misc. Info.:  
 Operator: Instrument ID: SGCA  
 Vol. Injected: 1.0000 ALS Bottle#: 9  
 Lims Batch ID: 87982 Lims Sample ID: 9  
 Sublist: chrom-PCBS\*sub1  
 Detector 1 : GC ECD1A  
 Detector 2 : GC ECD2B  
 Method: \\valsvr08\ChromData\SGCA\20111011-5714.b\PCBS.m  
 Last Update: 11-Oct-2011 15:46:19 Calib Date: 11-Oct-2011 15:28:10  
 Quant Method: External Standard Quant By: Initial Calibration  
 Last ICal File: \\valsvr08\ChromData\SGCA\20111011-5714.b\B4811.D  
 Limit Group: SGC - 1 - 8082 CAL  
 Integrator: Falcon  
 Process Host: VAL-SMS-LAB3

First Level Reviewer: iversc Date: 11-Oct-2011 15:46:19

Det	Sig	RT	EXP RT	DLT RT	Response	On-Col Amt ug/L	Ratio Range	Ratio	Flags
-----	-----	----	--------	--------	----------	-----------------	-------------	-------	-------

4 PCB-1016

1	1	3.157	3.159	-0.002	103782771	2982.7		100.0	
1	2	3.583	3.584	-0.001	225024473	3039.5	186.9- 246.9	216.8	
1	3	4.367	4.367	0.000	183868956	2975.0	143.8- 203.8	177.2	
1	4	4.937	4.937	0.000	143446130	2975.0	106.7- 166.7	138.2	
1	5	5.489	5.489	0.000	90581980	2991.5	55.8- 115.8	87.3	
Average of Peak Amounts =						2992.7			
2	6	3.697	3.699	-0.002	65623167	3087.2		100.0	
2	7	4.269	4.271	-0.002	142705311	3041.9	189.6- 249.6	217.5	
2	8	5.152	5.152	0.000	108906772	3132.4	138.6- 198.6	166.0	
2	9	5.582	5.583	-0.001	50616189	3047.8	49.7- 109.7	77.1	
2	10	5.874	5.874	0.000	91005565	3055.8	108.1- 168.1	138.7	
Average of Peak Amounts =						3073.0			

RPD = 2.65

11 PCB-1260

1	1	6.768	6.768	0.000	260458380	2984.9		100.0	
1	2	7.257	7.258	-0.001	396741938	2983.9	119.7- 179.7	152.3	
1	3	7.495	7.495	0.000	161728598	2939.2	29.6- 89.6	62.1	
1	4	7.804	7.803	0.001	416449862	2946.3	126.4- 186.4	159.9	
1	5	8.562	8.561	0.001	247218726	2937.5	64.1- 124.1	94.9	
Average of Peak Amounts =						2958.3			
2	6	7.827	7.827	0.000	92330917	2979.0		100.0	
2	7	8.196	8.196	0.000	174997901	2991.5	163.4- 223.4	189.5	
2	8	8.627	8.627	0.000	211528089	3070.3	201.9- 261.9	229.1	
2	9	9.347	9.347	0.000	161202367	2959.7	146.4- 206.4	174.6	
2	10	9.737	9.737	0.000	167456196	3035.2	153.8- 213.8	181.4	
Average of Peak Amounts =						3007.2			

RPD = 1.64

Det	Sig	RT	EXP RT	DLT RT	Response	On-Col Amt ug/L	Ratio Range	Ratio	Flags
-----	-----	----	-----------	-----------	----------	--------------------	-------------	-------	-------

\$ 3 Dibutylchloroendate

1	1	9.568							
2	2	10.249							

\$ 2 DCB Decachlorobiphenyl

1	1	10.767							
2	2	11.567							



Report Date: 11-Oct-2011 15:46:23

Chrom Revision: 1.2 13-Jul-2011 10:43:06

Data File: \\valsvr08\ChromData\SGCA\20111011-5714.b\B4811.D

Injection Date: 11-Oct-2011 15:28:10

Limit Group: SGC - 1 - 8082 CAL

Client ID:

Instrument ID: SGCA

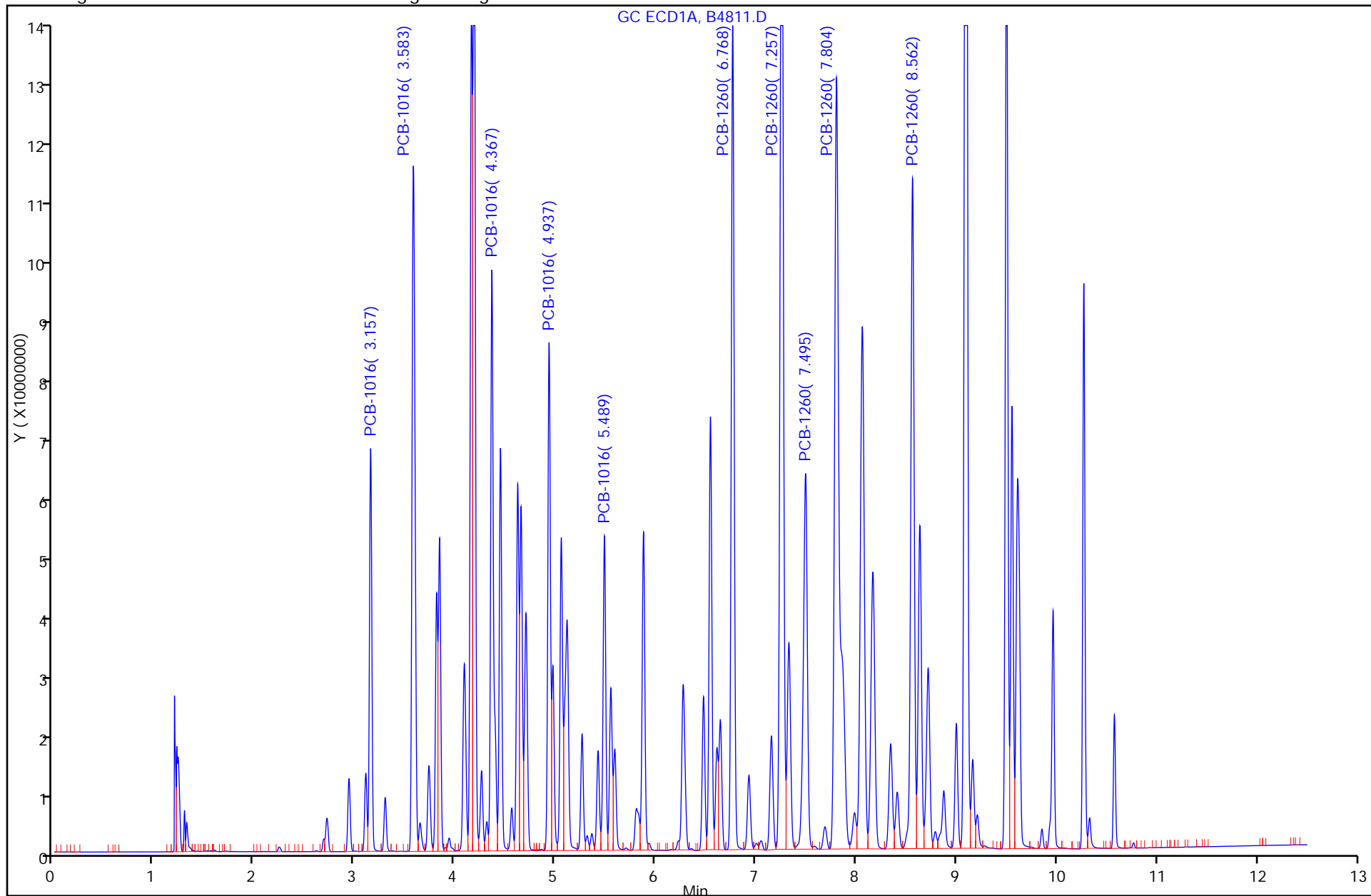
Lims Batch ID: 87982

Lims Sample ID: 9

Operator ID:

Injection Vol: 1.00 ul

Y Scaling: Method Defined: Scale to the Nth Largest Target: 2



FORM VI  
 PCBS INITIAL CALIBRATION DATA  
 EXTERNAL STANDARD RETENTION TIME SUMMARY

Lab Name: TestAmerica Valparaiso Job No.: 510-70377-2 Analy Batch No.: 87982

SDG No.: \_\_\_\_\_

Instrument ID: SGCA GC Column: 8082/608 ID: 0.53 (mm) Heated Purge: (Y/N) N

Calibration Start Date: 10/11/2011 15:43 Calibration End Date: 10/11/2011 15:43 Calibration ID: 4313

Calibration Files:

LEVEL:	LAB SAMPLE ID:	LAB FILE ID:
Level 1	STD1221 510-87982/10	B4812.D

ANALYTE	LVL 1										RT WINDOW	AVG RT
PCB-1221 Peak 1	2.247										2.147 - 2.347	2.247
PCB-1221 Peak 2	2.941										2.841 - 3.041	2.941
PCB-1221 Peak 3	3.108										3.008 - 3.208	3.108
PCB-1221 Peak 4	3.156										3.056 - 3.256	3.156
PCB-1221 Peak 5	4.366										4.266 - 4.466	4.366

FORM VI  
PCBS INITIAL CALIBRATION DATA  
EXTERNAL STANDARD CURVE EVALUTION

Lab Name: TestAmerica Valparaiso Job No.: 510-70377-2 Analy Batch No.: 87982

SDG No.: \_\_\_\_\_

Instrument ID: SGCA GC Column: 8082/608 ID: 0.53 (mm) Heated Purge: (Y/N) N

Calibration Start Date: 10/11/2011 15:43 Calibration End Date: 10/11/2011 15:43 Calibration ID: 4313

Calibration Files:

LEVEL:	LAB SAMPLE ID:	LAB FILE ID:
Level 1	STD1221 510-87982/10	B4812.D

ANALYTE	CF				CURVE TYPE	COEFFICIENT			#	MIN CF	%RSD	#	MAX %RSD	R <sup>2</sup> OR COD	#	MIN R <sup>2</sup> OR COD
	LVL 1					B	M1	M2								
PCB-1221 Peak 1	17151				Ave		17151.3310						10.0			
PCB-1221 Peak 2	22930				Ave		22929.6540						10.0			
PCB-1221 Peak 3	14032				Ave		14031.6215						10.0			
PCB-1221 Peak 4	54119				Ave		54119.1420						10.0			
PCB-1221 Peak 5	4254.8				Ave		4254.84150						10.0			

Note: The m1 coefficient is the same as Ave CF for an Ave curve type.

FORM VI  
PCBS INITIAL CALIBRATION DATA  
EXTERNAL STANDARD RESPONSE AND CONCENTRATION

Lab Name: TestAmerica Valparaiso Job No.: 510-70377-2 Analy Batch No.: 87982

SDG No.: \_\_\_\_\_

Instrument ID: SGCA GC Column: 8082/608 ID: 0.53 (mm) Heated Purge: (Y/N) N

Calibration Start Date: 10/11/2011 15:43 Calibration End Date: 10/11/2011 15:43 Calibration ID: 4313

Calibration Files:

LEVEL:	LAB SAMPLE ID:	LAB FILE ID:
Level 1	STD1221 510-87982/10	B4812.D

ANALYTE	CURVE TYPE	RESPONSE					CONCENTRATION (UG/L)				
		LVL 1					LVL 1				
PCB-1221 Peak 1	Ave	34302662					2000				
PCB-1221 Peak 2	Ave	45859308					2000				
PCB-1221 Peak 3	Ave	28063243					2000				
PCB-1221 Peak 4	Ave	108238284					2000				
PCB-1221 Peak 5	Ave	8509683					2000				

Curve Type Legend:

Ave = Average

TestAmerica Laboratories  
Target Compound Quantitation Report

Data File: \\valsvr08\ChromData\SGCA\20111011-5714.b\B4812.D  
 Lims ID: std1221 Client ID:  
 Inject. Date: 11-Oct-2011 15:43:15 Dil. Factor: 1.0000  
 Sample Type: IC Calib Level: 8  
 Sample ID: std1221  
 Misc. Info.:  
 Operator: Instrument ID: SGCA  
 Vol. Injected: 1.0000 ALS Bottle#: 10  
 Lims Batch ID: 87982 Lims Sample ID: 10  
 Sublist: chrom-PCBS\*sub2  
 Detector 1 : GC ECD1A  
 Detector 2 : GC ECD2B  
 Method: \\valsvr08\ChromData\SGCA\20111011-5714.b\PCBS.m  
 Last Update: 11-Oct-2011 16:05:38 Calib Date: 11-Oct-2011 15:43:15  
 Quant Method: External Standard Quant By: Initial Calibration  
 Last ICal File: \\valsvr08\ChromData\SGCA\20111011-5714.b\B4812.D  
 Limit Group: SGC - 1 - 8082 CAL  
 Integrator: Falcon  
 Process Host: VAL-SMS-LAB3

First Level Reviewer: iversc Date: 11-Oct-2011 16:05:38

Det	Sig	RT	EXP RT	DLT RT	Response	On-Col Amt ug/L	Ratio Range	Ratio	Flags
5 PCB-1221									M
1	1	2.247	2.247	0.000	34302662	2000.0		100.0	M
1	2	2.941	2.941	0.000	45859308	2000.0	0.0- 30.0	133.7	
1	3	3.108	3.108	0.000	28063243	2000.0	0.0- 30.0	81.8	
1	4	3.156	3.156	0.000	108238284	2000.0	0.0- 30.0	315.5	
1	5	4.366	4.366	0.000	8509683	2000.0	0.0- 30.0	24.8	
Average of Peak Amounts =						2000.0			
2	6	2.501	2.501	0.000	22822912	2000.0		100.0	
2	7	2.927	2.927	0.000	7399309	2000.0	0.0- 30.0	32.4	
2	8	3.422	3.422	0.000	30090350	2000.0	0.0- 30.0	131.8	
2	9	3.613	3.613	0.000	18808893	2000.0	0.0- 30.0	82.4	
2	10	3.697	3.697	0.000	68568594	2000.0	0.0- 30.0	300.4	
Average of Peak Amounts =						2000.0			
						RPD = 0.00			

QC Flag Legend

Review Flags

M - Manually Integrated

Report Date: 11-Oct-2011 16:05:39

Chrom Revision: 1.2 13-Jul-2011 10:43:06

Data File: \\valsvr08\ChromData\SGCA\20111011-5714.b\B4812.D

Injection Date: 11-Oct-2011 15:43:15

Limit Group: SGC - 1 - 8082 CAL

Client ID:

Instrument ID: SGCA

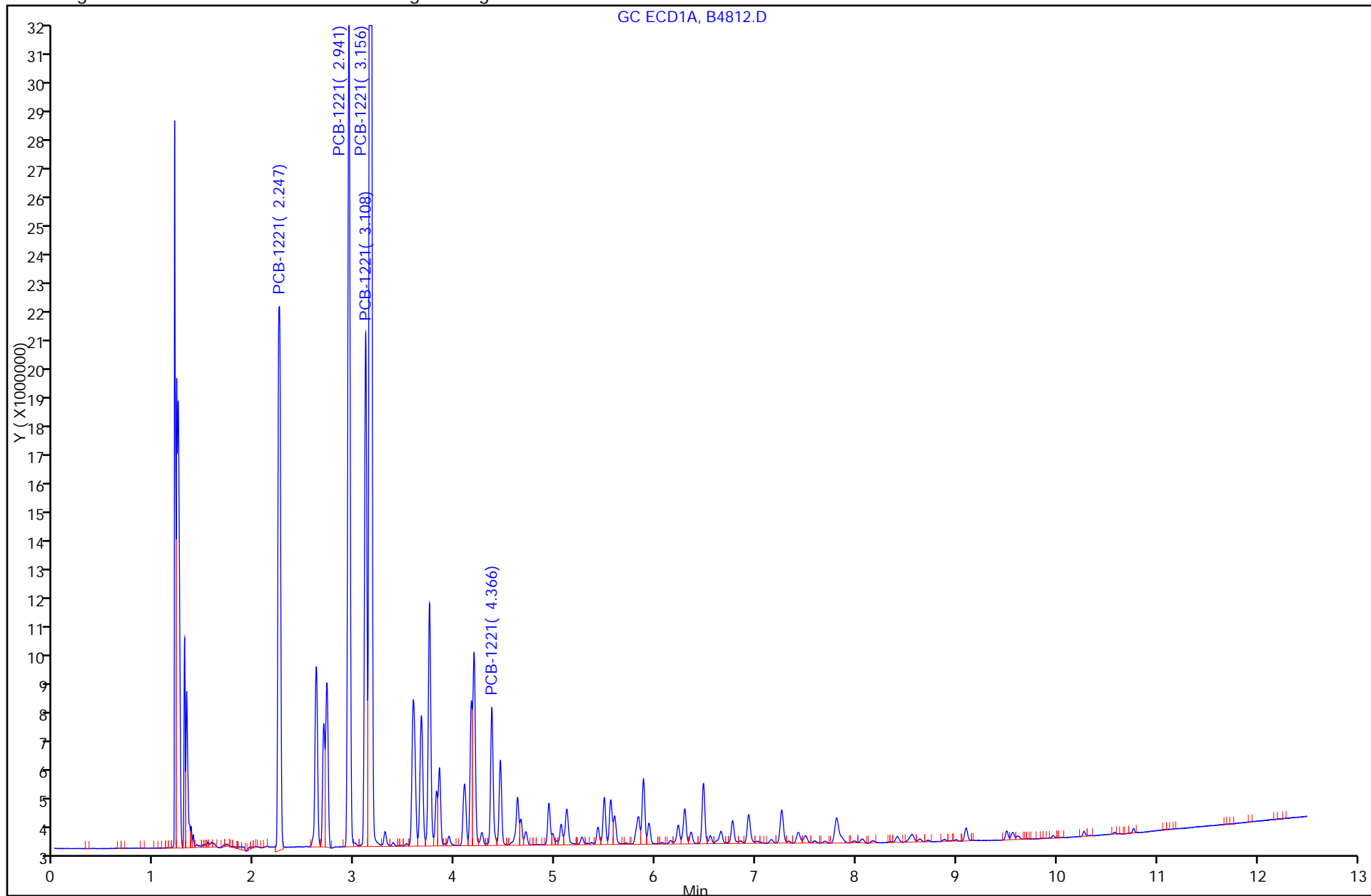
Lims Batch ID: 87982

Lims Sample ID: 10

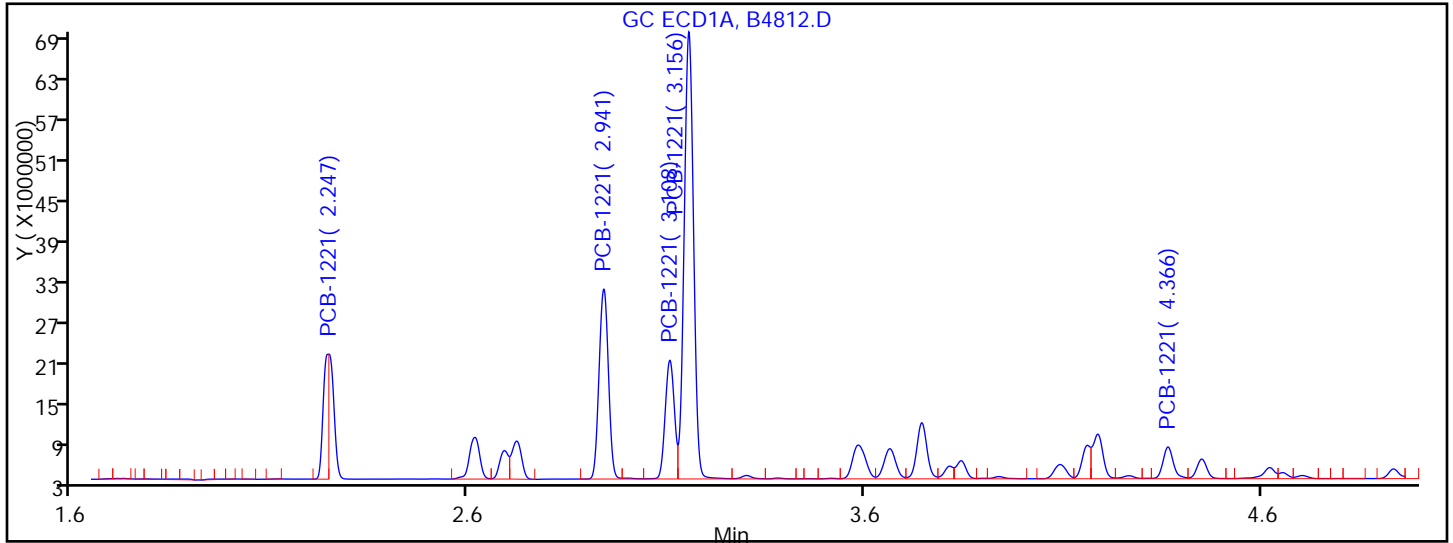
Operator ID:

Injection Vol: 1.00 ul

Y Scaling: Method Defined: Scale to the Nth Largest Target: 2

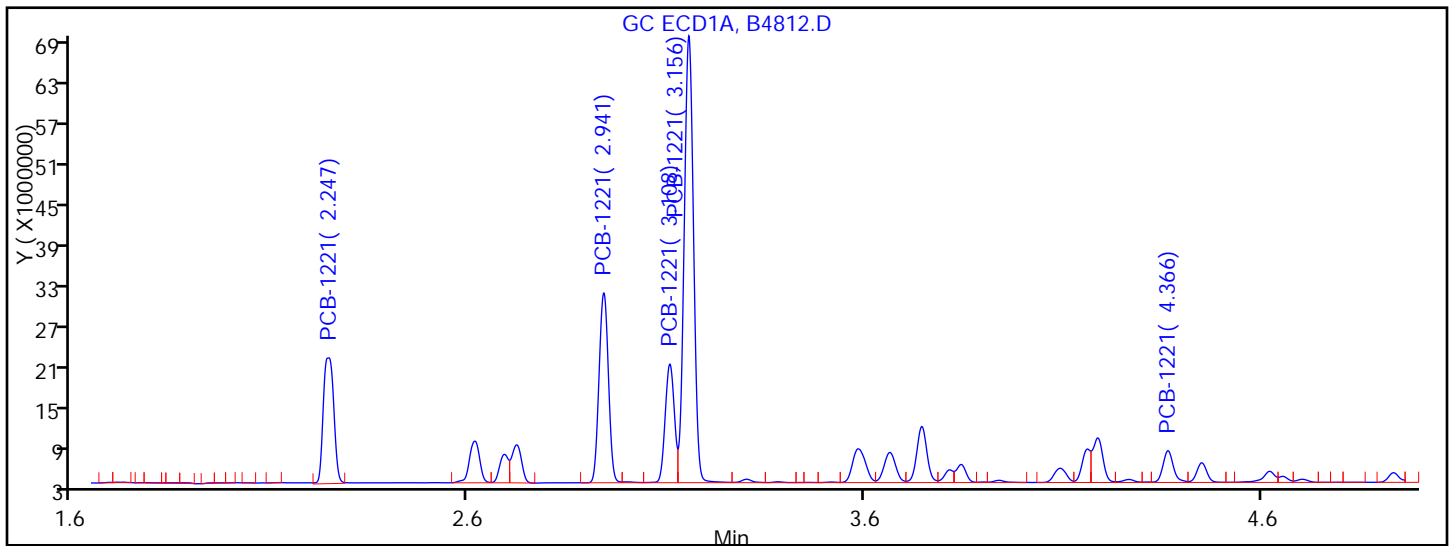


5 PCB-1221, Detector: 1, GC ECD1A



Processing Integration Results

RT = 2.247	Response = 17428467	M
RT = 2.941	Response = 45859308	
RT = 3.108	Response = 28063243	
RT = 3.156	Response = 108238284	
RT = 4.366	Response = 8509683	



Manual Integration Results

RT = 2.247	Response = 34302662	M
RT = 2.941	Response = 45859308	
RT = 3.108	Response = 28063243	
RT = 3.156	Response = 108238284	
RT = 4.366	Response = 8509683	

Reviewer: iversc, 11-Oct-2011 16:05:38

Audit Action: Manually Integrated

Audit Reason: Incomplete Integration

FORM VI  
 PCBS INITIAL CALIBRATION DATA  
 EXTERNAL STANDARD RETENTION TIME SUMMARY

Lab Name: TestAmerica Valparaiso Job No.: 510-70377-2 Analy Batch No.: 87982

SDG No.: \_\_\_\_\_

Instrument ID: SGCA GC Column: 8082/608 ID: 0.53 (mm) Heated Purge: (Y/N) N

Calibration Start Date: 10/11/2011 15:58 Calibration End Date: 10/11/2011 15:58 Calibration ID: 4317

Calibration Files:

LEVEL:	LAB SAMPLE ID:	LAB FILE ID:
Level 1	STD1232 510-87982/11	B4813.D

ANALYTE	LVL 1										RT WINDOW	AVG RT
PCB-1232 Peak 1	2.942										2.842 - 3.042	2.942
PCB-1232 Peak 2	3.158										3.058 - 3.258	3.158
PCB-1232 Peak 3	3.583										3.483 - 3.683	3.583
PCB-1232 Peak 4	4.367										4.267 - 4.467	4.367
PCB-1232 Peak 5	4.453										4.353 - 4.553	4.453



FORM VI  
PCBS INITIAL CALIBRATION DATA  
EXTERNAL STANDARD CURVE EVALUTION

Lab Name: TestAmerica Valparaiso Job No.: 510-70377-2 Analy Batch No.: 87982

SDG No.: \_\_\_\_\_

Instrument ID: SGCA GC Column: 8082/608 ID: 0.53 (mm) Heated Purge: (Y/N) N

Calibration Start Date: 10/11/2011 15:58 Calibration End Date: 10/11/2011 15:58 Calibration ID: 4317

Calibration Files:

LEVEL:	LAB SAMPLE ID:	LAB FILE ID:
Level 1	STD1232 510-87982/11	B4813.D

ANALYTE	CF				CURVE TYPE	COEFFICIENT			#	MIN CF	%RSD	#	MAX %RSD	R^2 OR COD	#	MIN R^2 OR COD
	LVL 1					B	M1	M2								
PCB-1232 Peak 1	13392				Ave		13392.4075						10.0			
PCB-1232 Peak 2	41757				Ave		41756.5095						10.0			
PCB-1232 Peak 3	36704				Ave		36703.7750						10.0			
PCB-1232 Peak 4	29567				Ave		29567.0520						10.0			
PCB-1232 Peak 5	17872				Ave		17872.1520						10.0			

Note: The m1 coefficient is the same as Ave CF for an Ave curve type.

FORM VI  
 PCBS INITIAL CALIBRATION DATA  
 EXTERNAL STANDARD RESPONSE AND CONCENTRATION

Lab Name: TestAmerica Valparaiso Job No.: 510-70377-2 Analy Batch No.: 87982

SDG No.: \_\_\_\_\_

Instrument ID: SGCA GC Column: 8082/608 ID: 0.53 (mm) Heated Purge: (Y/N) N

Calibration Start Date: 10/11/2011 15:58 Calibration End Date: 10/11/2011 15:58 Calibration ID: 4317

Calibration Files:

LEVEL:	LAB SAMPLE ID:	LAB FILE ID:
Level 1	STD1232 510-87982/11	B4813.D

ANALYTE	CURVE TYPE	RESPONSE					CONCENTRATION (UG/L)				
		LVL 1					LVL 1				
PCB-1232 Peak 1	Ave	26784815					2000				
PCB-1232 Peak 2	Ave	83513019					2000				
PCB-1232 Peak 3	Ave	73407550					2000				
PCB-1232 Peak 4	Ave	59134104					2000				
PCB-1232 Peak 5	Ave	35744304					2000				

Curve Type Legend:

Ave = Average

TestAmerica Laboratories  
Target Compound Quantitation Report

Data File: \\valsvr08\ChromData\SGCA\20111011-5714.b\B4813.D  
 Lims ID: std1232 Client ID:  
 Inject. Date: 11-Oct-2011 15:58:43 Dil. Factor: 1.0000  
 Sample Type: IC Calib Level: 8  
 Sample ID: std1232  
 Misc. Info.:  
 Operator: Instrument ID: SGCA  
 Vol. Injected: 1.0000 ALS Bottle#: 11  
 Lims Batch ID: 87982 Lims Sample ID: 11  
 Sublist: chrom-PCBS\*sub3  
 Detector 1 : GC ECD1A  
 Detector 2 : GC ECD2B  
 Method: \\valsvr08\ChromData\SGCA\20111011-5714.b\PCBS.m  
 Last Update: 11-Oct-2011 16:46:46 Calib Date: 11-Oct-2011 16:29:18  
 Quant Method: External Standard Quant By: Initial Calibration  
 Last ICal File: \\valsvr08\ChromData\SGCA\20111011-5714.b\B4815.D  
 Limit Group: SGC - 1 - 8082 CAL  
 Integrator: Falcon  
 Process Host: VAL-SMS-LAB3

First Level Reviewer: iversc Date: 11-Oct-2011 16:46:46

Det	Sig	RT	EXP RT	DLT RT	Response	On-Col Amt ug/L	Ratio Range	Ratio	Flags
7 PCB-1232									
1	1	2.942	2.942	0.000	26784815	2000.0		100.0	
1	2	3.158	3.158	0.000	83513019	2000.0	0.0- 30.0	311.8	
1	3	3.583	3.583	0.000	73407550	2000.0	0.0- 30.0	274.1	
1	4	4.367	4.367	0.000	59134104	2000.0	0.0- 30.0	220.8	
1	5	4.453	4.453	0.000	35744304	2000.0	0.0- 30.0	133.4	
Average of Peak Amounts =						2000.0			
2	6	2.502	2.502	0.000	12350781	2000.0		100.0	
2	7	3.698	3.698	0.000	53035070	2000.0	0.0- 30.0	429.4	
2	8	4.269	4.269	0.000	51127692	2000.0	0.0- 30.0	414.0	
2	9	5.153	5.153	0.000	37946327	2000.0	0.0- 30.0	307.2	
2	10	5.874	5.874	0.000	29345220	2000.0	0.0- 30.0	237.6	
Average of Peak Amounts =						2000.0			
RPD = 0.00									

Report Date: 11-Oct-2011 16:46:46

Chrom Revision: 1.2 13-Jul-2011 10:43:06

Data File: \\valsvr08\ChromData\SGCA\20111011-5714.b\B4813.D

Injection Date: 11-Oct-2011 15:58:43

Limit Group: SGC - 1 - 8082 CAL

Client ID:

Instrument ID: SGCA

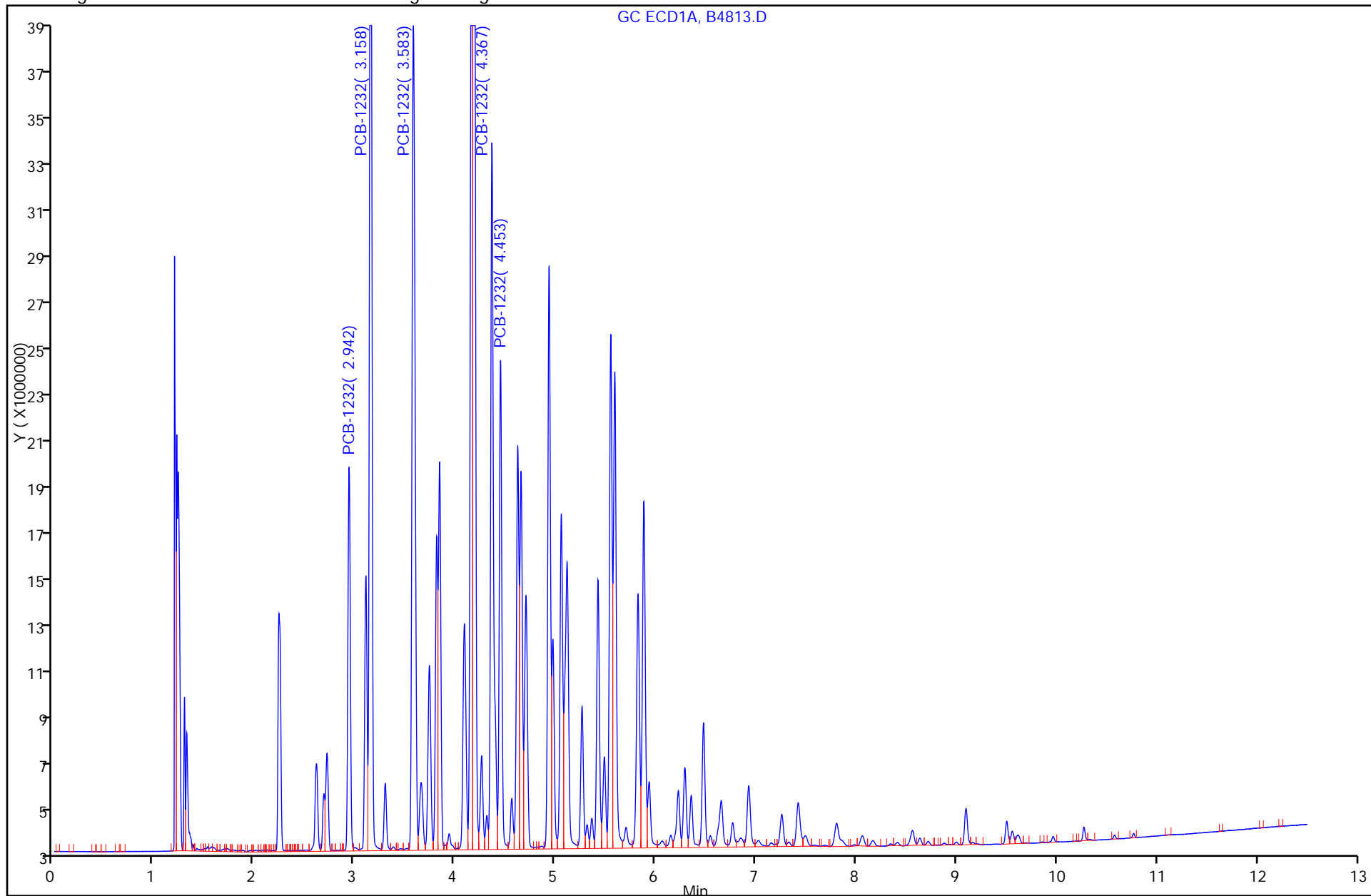
Lims Batch ID: 87982

Lims Sample ID: 11

Operator ID:

Injection Vol: 1.00 ul

Y Scaling: Method Defined: Scale to the Nth Largest Target: 2



FORM VI  
 PCBS INITIAL CALIBRATION DATA  
 EXTERNAL STANDARD RETENTION TIME SUMMARY

Lab Name: TestAmerica Valparaiso Job No.: 510-70377-2 Analy Batch No.: 87982

SDG No.: \_\_\_\_\_

Instrument ID: SGCA GC Column: 8082/608 ID: 0.53 (mm) Heated Purge: (Y/N) N

Calibration Start Date: 10/11/2011 16:13 Calibration End Date: 10/11/2011 16:13 Calibration ID: 4321

Calibration Files:

LEVEL:	LAB SAMPLE ID:	LAB FILE ID:
Level 1	STD1242 510-87982/12	B4814.D

ANALYTE	LVL 1										RT WINDOW	AVG RT
PCB-1242 Peak 1	3.156										3.056 - 3.256	3.156
PCB-1242 Peak 2	3.582										3.482 - 3.682	3.582
PCB-1242 Peak 3	4.451										4.351 - 4.551	4.451
PCB-1242 Peak 4	5.115										5.015 - 5.215	5.115
PCB-1242 Peak 5	5.591										5.491 - 5.691	5.591

FORM VI  
PCBS INITIAL CALIBRATION DATA  
EXTERNAL STANDARD CURVE EVALUTION

Lab Name: TestAmerica Valparaiso Job No.: 510-70377-2 Analy Batch No.: 87982

SDG No.: \_\_\_\_\_

Instrument ID: SGCA GC Column: 8082/608 ID: 0.53 (mm) Heated Purge: (Y/N) N

Calibration Start Date: 10/11/2011 16:13 Calibration End Date: 10/11/2011 16:13 Calibration ID: 4321

Calibration Files:

LEVEL:	LAB SAMPLE ID:	LAB FILE ID:
Level 1	STD1242 510-87982/12	B4814.D

ANALYTE	CF				CURVE TYPE	COEFFICIENT			#	MIN CF	%RSD	#	MAX %RSD	R^2 OR COD	#	MIN R^2 OR COD
	LVL 1					B	M1	M2								
PCB-1242 Peak 1	29770				Ave		29770.2060						10.0			
PCB-1242 Peak 2	63473				Ave		63472.5290						10.0			
PCB-1242 Peak 3	30091				Ave		30090.6490						10.0			
PCB-1242 Peak 4	27726				Ave		27725.7080						10.0			
PCB-1242 Peak 5	37871				Ave		37871.3920						10.0			

Note: The m1 coefficient is the same as Ave CF for an Ave curve type.

FORM VI  
 PCBS INITIAL CALIBRATION DATA  
 EXTERNAL STANDARD RESPONSE AND CONCENTRATION

Lab Name: TestAmerica Valparaiso Job No.: 510-70377-2 Analy Batch No.: 87982

SDG No.: \_\_\_\_\_

Instrument ID: SGCA GC Column: 8082/608 ID: 0.53 (mm) Heated Purge: (Y/N) N

Calibration Start Date: 10/11/2011 16:13 Calibration End Date: 10/11/2011 16:13 Calibration ID: 4321

Calibration Files:

LEVEL:	LAB SAMPLE ID:	LAB FILE ID:
Level 1	STD1242 510-87982/12	B4814.D

ANALYTE	CURVE TYPE	RESPONSE					CONCENTRATION (UG/L)				
		LVL 1					LVL 1				
PCB-1242 Peak 1	Ave	59540412					2000				
PCB-1242 Peak 2	Ave	126945058					2000				
PCB-1242 Peak 3	Ave	60181298					2000				
PCB-1242 Peak 4	Ave	55451416					2000				
PCB-1242 Peak 5	Ave	75742784					2000				

Curve Type Legend:

Ave = Average

TestAmerica Laboratories  
Target Compound Quantitation Report

Data File: \\valsvr08\ChromData\SGCA\20111011-5714.b\B4814.D  
 Lims ID: std1242 Client ID:  
 Inject. Date: 11-Oct-2011 16:13:53 Dil. Factor: 1.0000  
 Sample Type: IC Calib Level: 8  
 Sample ID: std1242  
 Misc. Info.:  
 Operator: Instrument ID: SGCA  
 Vol. Injected: 1.0000 ALS Bottle#: 12  
 Lims Batch ID: 87982 Lims Sample ID: 12  
 Sublist: chrom-PCBS\*sub4  
 Detector 1 : GC ECD1A  
 Detector 2 : GC ECD2B  
 Method: \\valsvr08\ChromData\SGCA\20111011-5714.b\PCBS.m  
 Last Update: 11-Oct-2011 16:47:01 Calib Date: 11-Oct-2011 16:29:18  
 Quant Method: External Standard Quant By: Initial Calibration  
 Last ICal File: \\valsvr08\ChromData\SGCA\20111011-5714.b\B4815.D  
 Limit Group: SGC - 1 - 8082 CAL  
 Integrator: Falcon  
 Process Host: VAL-SMS-LAB3

First Level Reviewer: iversc Date: 11-Oct-2011 16:47:01

Det	Sig	RT	EXP RT	DLT RT	Response	On-Col Amt ug/L	Ratio Range	Ratio	Flags	
10 PCB-1242										
1	1	3.156	3.156	0.000	59540412	2000.0		100.0		
1	2	3.582	3.582	0.000	126945058	2000.0	0.0- 30.0	213.2		
1	3	4.451	4.451	0.000	60181298	2000.0	0.0- 30.0	101.1		
1	4	5.115	5.115	0.000	55451416	2000.0	0.0- 30.0	93.1		
1	5	5.591	5.591	0.000	75742784	2000.0	0.0- 30.0	127.2		
		Average of Peak Amounts =				2000.0				
2	6	3.697	3.697	0.000	38372905	2000.0		100.0		
2	7	4.269	4.269	0.000	83356609	2000.0	0.0- 30.0	217.2		
2	8	5.151	5.151	0.000	63853655	2000.0	0.0- 30.0	166.4		
2	9	6.542	6.542	0.000	59725240	2000.0	0.0- 30.0	155.6		
2	10	6.926	6.926	0.000	59236938	2000.0	0.0- 30.0	154.4		
		Average of Peak Amounts =				2000.0				
						RPD = 0.00				



Report Date: 11-Oct-2011 16:47:01

Chrom Revision: 1.2 13-Jul-2011 10:43:06

Data File: \\valsvr08\ChromData\SGCA\20111011-5714.b\B4814.D

Injection Date: 11-Oct-2011 16:13:53

Limit Group: SGC - 1 - 8082 CAL

Client ID:

Instrument ID: SGCA

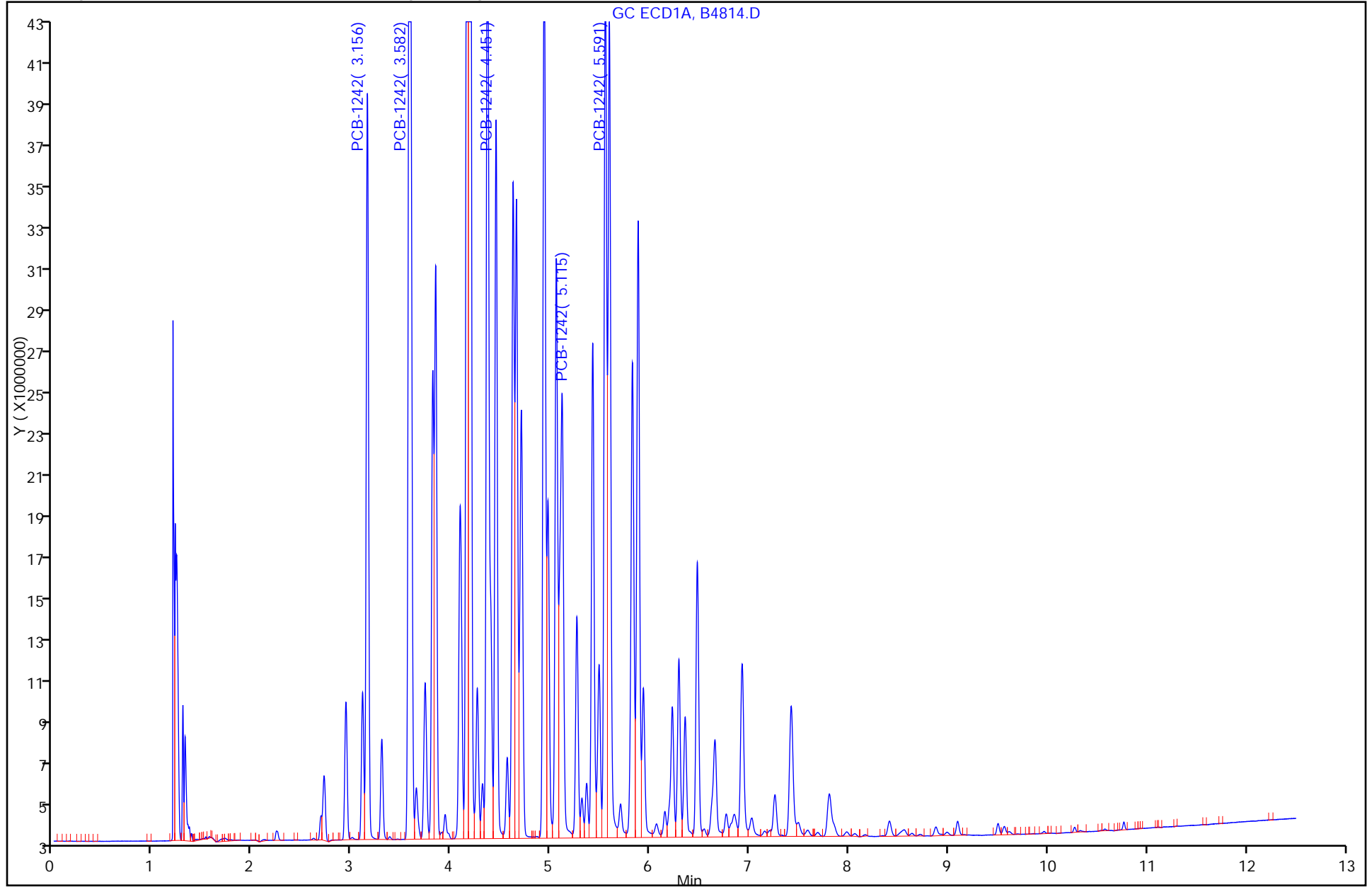
Lims Batch ID: 87982

Lims Sample ID: 12

Operator ID:

Injection Vol: 1.00 ul

Y Scaling: Method Defined: Scale to the Nth Largest Target: 2



FORM VI  
 PCBS INITIAL CALIBRATION DATA  
 EXTERNAL STANDARD RETENTION TIME SUMMARY

Lab Name: TestAmerica Valparaiso Job No.: 510-70377-2 Analy Batch No.: 87982

SDG No.: \_\_\_\_\_

Instrument ID: SGCA GC Column: 8082/608 ID: 0.53 (mm) Heated Purge: (Y/N) N

Calibration Start Date: 10/11/2011 16:29 Calibration End Date: 10/11/2011 16:29 Calibration ID: 4325

Calibration Files:

LEVEL:	LAB SAMPLE ID:	LAB FILE ID:
Level 1	STD1248 510-87982/13	B4815.D

ANALYTE	LVL 1										RT WINDOW	AVG RT
PCB-1248 Peak 1	3.582										3.482 - 3.682	3.582
PCB-1248 Peak 2	4.190										4.090 - 4.290	4.190
PCB-1248 Peak 3	5.059										4.959 - 5.159	5.059
PCB-1248 Peak 4	5.593										5.493 - 5.693	5.593
PCB-1248 Peak 5	6.478										6.378 - 6.578	6.478

FORM VI  
PCBS INITIAL CALIBRATION DATA  
EXTERNAL STANDARD CURVE EVALUTION

Lab Name: TestAmerica Valparaiso Job No.: 510-70377-2 Analy Batch No.: 87982

SDG No.: \_\_\_\_\_

Instrument ID: SGCA GC Column: 8082/608 ID: 0.53 (mm) Heated Purge: (Y/N) N

Calibration Start Date: 10/11/2011 16:29 Calibration End Date: 10/11/2011 16:29 Calibration ID: 4325

Calibration Files:

LEVEL:	LAB SAMPLE ID:	LAB FILE ID:
Level 1	STD1248 510-87982/13	B4815.D

ANALYTE	CF				CURVE TYPE	COEFFICIENT			#	MIN CF	%RSD	#	MAX %RSD	R <sup>2</sup> OR COD	#	MIN R <sup>2</sup> OR COD
	LVL 1					B	M1	M2								
PCB-1248 Peak 1	29867				Ave		29866.9405						10.0			
PCB-1248 Peak 2	37405				Ave		37404.7195						10.0			
PCB-1248 Peak 3	43382				Ave		43382.1090						10.0			
PCB-1248 Peak 4	62322				Ave		62321.8135						10.0			
PCB-1248 Peak 5	36301				Ave		36300.9330						10.0			

Note: The m1 coefficient is the same as Ave CF for an Ave curve type.

FORM VI  
 PCBS INITIAL CALIBRATION DATA  
 EXTERNAL STANDARD RESPONSE AND CONCENTRATION

Lab Name: TestAmerica Valparaiso Job No.: 510-70377-2 Analy Batch No.: 87982

SDG No.: \_\_\_\_\_

Instrument ID: SGCA GC Column: 8082/608 ID: 0.53 (mm) Heated Purge: (Y/N) N

Calibration Start Date: 10/11/2011 16:29 Calibration End Date: 10/11/2011 16:29 Calibration ID: 4325

Calibration Files:

LEVEL:	LAB SAMPLE ID:	LAB FILE ID:
Level 1	STD1248 510-87982/13	B4815.D

ANALYTE	CURVE TYPE	RESPONSE					CONCENTRATION (UG/L)				
		LVL 1					LVL 1				
PCB-1248 Peak 1	Ave	59733881					2000				
PCB-1248 Peak 2	Ave	74809439					2000				
PCB-1248 Peak 3	Ave	86764218					2000				
PCB-1248 Peak 4	Ave	124643627					2000				
PCB-1248 Peak 5	Ave	72601866					2000				

Curve Type Legend:

Ave = Average

TestAmerica Laboratories  
Target Compound Quantitation Report

Data File: \\valsvr08\ChromData\SGCA\20111011-5714.b\B4815.D  
 Lims ID: std1248 Client ID:  
 Inject. Date: 11-Oct-2011 16:29:18 Dil. Factor: 1.0000  
 Sample Type: IC Calib Level: 8  
 Sample ID: std1248  
 Misc. Info.:  
 Operator: Instrument ID: SGCA  
 Vol. Injected: 1.0000 ALS Bottle#: 13  
 Lims Batch ID: 87982 Lims Sample ID: 13  
 Sublist: chrom-PCBS\*sub5  
 Detector 1 : GC ECD1A  
 Detector 2 : GC ECD2B  
 Method: \\valsvr08\ChromData\SGCA\20111011-5714.b\PCBS.m  
 Last Update: 11-Oct-2011 16:47:15 Calib Date: 11-Oct-2011 16:29:18  
 Quant Method: External Standard Quant By: Initial Calibration  
 Last ICal File: \\valsvr08\ChromData\SGCA\20111011-5714.b\B4815.D  
 Limit Group: SGC - 1 - 8082 CAL  
 Integrator: Falcon  
 Process Host: VAL-SMS-LAB3

First Level Reviewer: iversc Date: 11-Oct-2011 16:47:15

Det	Sig	RT	EXP RT	DLT RT	Response	On-Col Amt ug/L	Ratio Range	Ratio	Flags
6 PCB-1248									
1	1	3.582	3.582	0.000	59733881	2000.0		100.0	
1	2	4.190	4.190	0.000	74809439	2000.0	0.0- 30.0	125.2	
1	3	5.059	5.059	0.000	86764218	2000.0	0.0- 30.0	145.3	
1	4	5.593	5.593	0.000	124643627	2000.0	0.0- 30.0	208.7	
1	5	6.478	6.478	0.000	72601866	2000.0	0.0- 30.0	121.5	
Average of Peak Amounts =						2000.0			
2	6	4.269	4.269	0.000	39970204	2000.0		100.0	
2	7	5.149	5.149	0.000	35207310	2000.0	0.0- 30.0	88.1	
2	8	5.874	5.874	0.000	84240905	2000.0	0.0- 30.0	210.8	
2	9	6.541	6.541	0.000	105815385	2000.0	0.0- 30.0	264.7	
2	10	6.929	6.929	0.000	100284841	2000.0	0.0- 30.0	250.9	
Average of Peak Amounts =						2000.0			
RPD = 0.00									

Report Date: 11-Oct-2011 16:47:15

Chrom Revision: 1.2 13-Jul-2011 10:43:06

Data File: \\valsvr08\ChromData\SGCA\20111011-5714.b\B4815.D

Injection Date: 11-Oct-2011 16:29:18

Limit Group: SGC - 1 - 8082 CAL

Client ID:

Instrument ID: SGCA

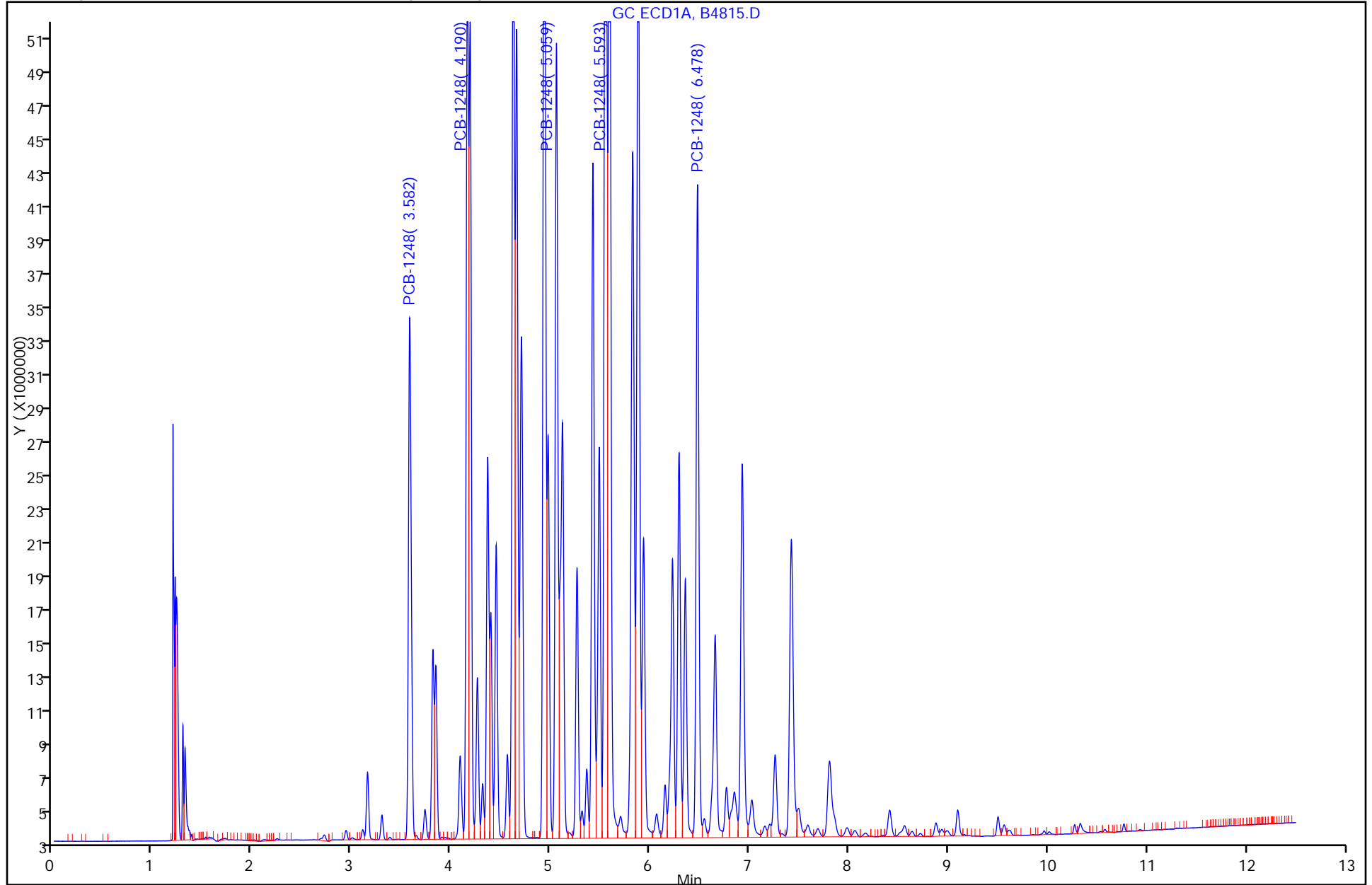
Lims Batch ID: 87982

Lims Sample ID: 13

Operator ID:

Injection Vol: 1.00 ul

Y Scaling: Method Defined: Scale to the Nth Largest Target: 2



FORM VI  
 PCBS INITIAL CALIBRATION DATA  
 EXTERNAL STANDARD RETENTION TIME SUMMARY

Lab Name: TestAmerica Valparaiso Job No.: 510-70377-2 Analy Batch No.: 87982

SDG No.: \_\_\_\_\_

Instrument ID: SGCA GC Column: 8082/608 ID: 0.53 (mm) Heated Purge: (Y/N) N

Calibration Start Date: 10/11/2011 16:44 Calibration End Date: 10/11/2011 16:44 Calibration ID: 4329

Calibration Files:

LEVEL:	LAB SAMPLE ID:	LAB FILE ID:
Level 1	STD1254 510-87982/14	B4816.D

ANALYTE	LVL 1										RT WINDOW	AVG RT
PCB-1254 Peak 1	5.551										5.451 - 5.651	5.551
PCB-1254 Peak 2	6.290										6.190 - 6.390	6.290
PCB-1254 Peak 3	6.476										6.376 - 6.576	6.476
PCB-1254 Peak 4	6.926										6.826 - 7.026	6.926
PCB-1254 Peak 5	7.804										7.704 - 7.904	7.804

FORM VI  
PCBS INITIAL CALIBRATION DATA  
EXTERNAL STANDARD CURVE EVALUTION

Lab Name: TestAmerica Valparaiso Job No.: 510-70377-2 Analy Batch No.: 87982

SDG No.: \_\_\_\_\_

Instrument ID: SGCA GC Column: 8082/608 ID: 0.53 (mm) Heated Purge: (Y/N) N

Calibration Start Date: 10/11/2011 16:44 Calibration End Date: 10/11/2011 16:44 Calibration ID: 4329

Calibration Files:

LEVEL:	LAB SAMPLE ID:	LAB FILE ID:
Level 1	STD1254 510-87982/14	B4816.D

ANALYTE	CF				CURVE TYPE	COEFFICIENT			#	MIN CF	%RSD	#	MAX %RSD	R <sup>2</sup> OR COD	#	MIN R <sup>2</sup> OR COD
	LVL 1					B	M1	M2								
PCB-1254 Peak 1	66638				Ave		66637.7765						10.0			
PCB-1254 Peak 2	53163				Ave		53162.6095						10.0			
PCB-1254 Peak 3	107955				Ave		107955.379						10.0			
PCB-1254 Peak 4	132967				Ave		132967.202						10.0			
PCB-1254 Peak 5	121496				Ave		121495.643						10.0			

Note: The m1 coefficient is the same as Ave CF for an Ave curve type.



FORM VI  
 PCBS INITIAL CALIBRATION DATA  
 EXTERNAL STANDARD RESPONSE AND CONCENTRATION

Lab Name: TestAmerica Valparaiso Job No.: 510-70377-2 Analy Batch No.: 87982

SDG No.: \_\_\_\_\_

Instrument ID: SGCA GC Column: 8082/608 ID: 0.53 (mm) Heated Purge: (Y/N) N

Calibration Start Date: 10/11/2011 16:44 Calibration End Date: 10/11/2011 16:44 Calibration ID: 4329

Calibration Files:

LEVEL:	LAB SAMPLE ID:	LAB FILE ID:
Level 1	STD1254 510-87982/14	B4816.D

ANALYTE	CURVE TYPE	RESPONSE					CONCENTRATION (UG/L)				
		LVL 1					LVL 1				
PCB-1254 Peak 1	Ave	133275553					2000				
PCB-1254 Peak 2	Ave	106325219					2000				
PCB-1254 Peak 3	Ave	215910758					2000				
PCB-1254 Peak 4	Ave	265934404					2000				
PCB-1254 Peak 5	Ave	242991286					2000				

Curve Type Legend:

Ave = Average

TestAmerica Laboratories  
Target Compound Quantitation Report

Data File: \\valsvr08\ChromData\SGCA\20111011-5714.b\B4816.D  
 Lims ID: std1254 Client ID:  
 Inject. Date: 11-Oct-2011 16:44:21 Dil. Factor: 1.0000  
 Sample Type: IC Calib Level: 8  
 Sample ID: std1254  
 Misc. Info.:  
 Operator: Instrument ID: SGCA  
 Vol. Injected: 1.0000 ALS Bottle#: 14  
 Lims Batch ID: 87982 Lims Sample ID: 14  
 Sublist: chrom-PCBS\*sub6  
 Detector 1 : GC ECD1A  
 Detector 2 : GC ECD2B  
 Method: \\valsvr08\ChromData\SGCA\20111011-5714.b\PCBS.m  
 Last Update: 11-Oct-2011 17:16:44 Calib Date: 11-Oct-2011 16:44:21  
 Quant Method: External Standard Quant By: Initial Calibration  
 Last ICal File: \\valsvr08\ChromData\SGCA\20111011-5714.b\B4816.D  
 Limit Group: SGC - 1 - 8082 CAL  
 Integrator: Falcon  
 Process Host: VAL-SMS-LAB3

First Level Reviewer: iversc Date: 11-Oct-2011 17:16:44

Det	Sig	RT	EXP RT	DLT RT	Response	On-Col Amt ug/L	Ratio Range	Ratio	Flags
9 PCB-1254									
1	1	5.551	5.551	0.000	133275553	2000.0		100.0	
1	2	6.290	6.290	0.000	106325219	2000.0	0.0- 30.0	79.8	
1	3	6.476	6.476	0.000	215910758	2000.0	0.0- 30.0	162.0	
1	4	6.926	6.926	0.000	265934404	2000.0	0.0- 30.0	199.5	
1	5	7.804	7.804	0.000	242991286	2000.0	0.0- 30.0	182.3	
Average of Peak Amounts =						2000.0			
2	6	6.539	6.539	0.000	76220681	2000.0		100.0	
2	7	6.853	6.853	0.000	81963657	2000.0	0.0- 30.0	107.5	
2	8	7.750	7.750	0.000	139975745	2000.0	0.0- 30.0	183.6	
2	9	8.270	8.270	0.000	179045538	2000.0	0.0- 30.0	234.9	
2	10	9.217	9.217	0.000	157645021	2000.0	0.0- 30.0	206.8	
Average of Peak Amounts =						2000.0			
RPD = 0.00									

Report Date: 11-Oct-2011 17:16:44

Chrom Revision: 1.2 13-Jul-2011 10:43:06

Data File: \\valsvr08\ChromData\SGCA\20111011-5714.b\B4816.D

Injection Date: 11-Oct-2011 16:44:21

Limit Group: SGC - 1 - 8082 CAL

Client ID:

Instrument ID: SGCA

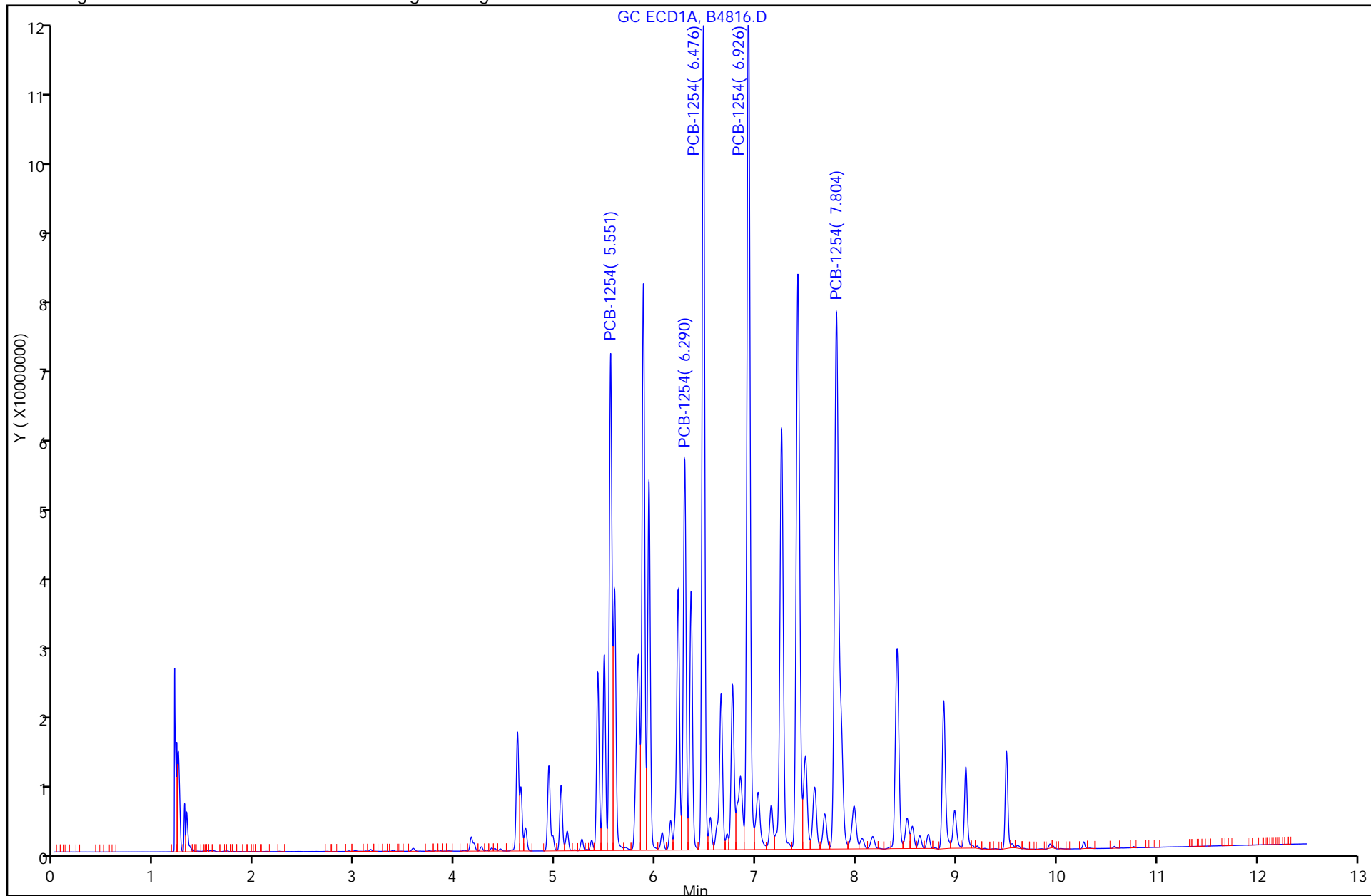
Lims Batch ID: 87982

Lims Sample ID: 14

Operator ID:

Injection Vol: 1.00 ul

Y Scaling: Method Defined: Scale to the Nth Largest Target: 2



FORM VII  
PCBS CONTINUING CALIBRATION DATA

Lab Name: TestAmerica Valparaiso Job No.: 510-70377-2  
 SDG No.: \_\_\_\_\_  
 Lab Sample ID: CCV1000 510-88023/7 Calibration Date: 10/12/2011 11:58  
 Instrument ID: SGCA Calib Start Date: 10/11/2011 13:25  
 GC Column: 8082/608 ID: 0.53 (mm) Calib End Date: 10/11/2011 15:28  
 Lab File ID: B4849.D Conc. Units: ug/L

ANALYTE	CURVE TYPE	AVE CF	CF	MIN CF	CALC AMOUNT	SPIKE AMOUNT	%D	MAX %D
PCB-1016 Peak 1	Qua2		35868		967	1000	-3.3	15.0
PCB-1016 Peak 2	Qua2		77017		953	1000	-4.7	15.0
PCB-1016 Peak 3	Qua2		62875		984	1000	-1.6	15.0
PCB-1016 Peak 4	Qua2		49303		982	1000	-1.8	15.0
PCB-1016 Peak 5	Qua2		30790		965	1000	-3.5	15.0
PCB-1260 Peak 1	Qua2		88334		970	1000	-3.0	15.0
PCB-1260 Peak 2	Qua2		133530		974	1000	-2.6	15.0
PCB-1260 Peak 3	Qua2		53059		980	1000	-2.0	15.0
PCB-1260 Peak 4	Qua2		139543		989	1000	-1.1	15.0
PCB-1260 Peak 5	Qua2		82655		981	1000	-1.9	15.0
Dibutylchlorendate	Qua2		1777356		95.8	100	-4.2	15.0
DCB Decachlorobiphenyl	Qua2		1295010		91.5	100	-8.5	15.0

FORM VII  
PCBS CONTINUING CALIBRATION RETENTION TIME SUMMARY

Lab Name: TestAmerica Valparaiso Job No.: 510-70377-2  
 SDG No.: \_\_\_\_\_  
 Lab Sample ID: CCV1000 510-88023/7 Calibration Date: 10/12/2011 11:58  
 Instrument ID: SGCA Calib Start Date: 10/11/2011 13:25  
 GC Column: 8082/608 ID: 0.53(mm) Calib End Date: 10/11/2011 15:28  
 Lab File ID: B4849.D

Analyte	RT	RT WINDOW	
		TO	FROM
PCB-1016 Peak 1	3.17	3.07	3.27
PCB-1016 Peak 2	3.60	3.50	3.70
PCB-1016 Peak 3	4.38	4.28	4.48
PCB-1016 Peak 4	4.95	4.85	5.05
PCB-1016 Peak 5	5.50	5.40	5.60
PCB-1260 Peak 1	6.78	6.68	6.88
PCB-1260 Peak 2	7.27	7.17	7.37
PCB-1260 Peak 3	7.51	7.41	7.61
PCB-1260 Peak 4	7.82	7.72	7.92
PCB-1260 Peak 5	8.57	8.47	8.67
Dibutylchloroendate	9.58	9.48	9.68
DCB Decachlorobiphenyl	10.77	10.67	10.87

TestAmerica Laboratories  
Target Compound Quantitation Report

Data File: \\valsvr08\ChromData\SGCA\20111012-5717.b\B4849.D  
 Lims ID: ccv1000 Client ID:  
 Inject. Date: 12-Oct-2011 11:58:56 Dil. Factor: 1.0000  
 Sample Type: CCV  
 Sample ID: ccv1000  
 Misc. Info.:  
 Operator: Instrument ID: SGCA  
 Vol. Injected: 1.0000 ALS Bottle#: 24  
 Lims Batch ID: 88023 Lims Sample ID: 7  
 Sublist: chrom-PCBS\*sub13  
 Detector 1 : GC ECD1A  
 Detector 2 : GC ECD2B  
 Method: \\valsvr08\ChromData\SGCA\20111012-5717.b\PCBS.m  
 Last Update: 12-Oct-2011 12:22:51 Calib Date: 11-Oct-2011 16:44:21  
 Quant Method: External Standard Quant By: Initial Calibration  
 Last ICal File: \\valsvr08\ChromData\SGCA\20111011-5714.b\B4816.D  
 Limit Group: SGC - 1 - 8082 CAL  
 Integrator: Falcon  
 Process Host: VAL-SMS-LAB3

First Level Reviewer: iversc Date: 12-Oct-2011 12:22:51

Det	Sig	RT	EXP RT	DLT RT	Response	On-Col Amt ug/L	Ratio Range	Ratio	Flags
-----	-----	----	--------	--------	----------	-----------------	-------------	-------	-------

4 PCB-1016

1	1	3.169	3.169	0.000	35867577	967.2		100.0	
1	2	3.595	3.595	0.000	77016908	952.7	186.9- 246.9	214.7	
1	3	4.380	4.380	0.000	62875086	983.9	143.8- 203.8	175.3	
1	4	4.950	4.950	0.000	49303014	982.0	106.7- 166.7	137.5	
1	5	5.502	5.502	0.000	30790291	964.7	55.8- 115.8	85.8	
Average of Peak Amounts =						970.1			
2	6	3.701	3.701	0.000	23462508	958.1		100.0	
2	7	4.274	4.274	0.000	51080297	953.9	189.6- 249.6	217.7	
2	8	5.156	5.156	0.000	40030983	953.5	138.6- 198.6	170.6	
2	9	5.588	5.588	0.000	18728497	976.3	49.7- 109.7	79.8	
2	10	5.879	5.879	0.000	32560432	972.6	108.1- 168.1	138.8	
Average of Peak Amounts =						962.9			

RPD = 0.75

11 PCB-1260

1	1	6.782	6.782	0.000	88334078	970.4		100.0	
1	2	7.271	7.271	0.000	133530359	973.8	119.7- 179.7	151.2	
1	3	7.509	7.509	0.000	53059416	980.4	29.6- 89.6	60.1	
1	4	7.819	7.819	0.000	139542763	989.1	126.4- 186.4	158.0	
1	5	8.574	8.574	0.000	82655223	981.2	64.1- 124.1	93.6	
Average of Peak Amounts =						979.0			
2	6	7.833	7.833	0.000	31470785	989.7		100.0	
2	7	8.201	8.201	0.000	61343397	970.0	163.4- 223.4	194.9	
2	8	8.631	8.631	0.000	73571806	944.4	201.9- 261.9	233.8	
2	9	9.351	9.351	0.000	54318512	951.4	146.4- 206.4	172.6	
2	10	9.740	9.740	0.000	56917131	924.2	153.8- 213.8	180.9	
Average of Peak Amounts =						955.9			

RPD = 2.38

Det	Sig	RT	EXP RT	DLT RT	Response	On-Col Amt ug/L	Ratio Range	Ratio	Flags
-----	-----	----	--------	--------	----------	-----------------	-------------	-------	-------

\$ 3 Dibutylchlorendate

1	1	9.575	9.575	0.000	177735597	95.8			
2	2	10.253	10.253	0.000	81042542	95.7			
							RPD =	0.11	

\$ 2 DCB Decachlorobiphenyl

1	1	10.773	10.773	0.000	129500983	91.5			
2	2	11.571	11.571	0.000	89165147	93.0			
							RPD =	1.61	

Report Date: 12-Oct-2011 12:22:51

Chrom Revision: 1.2 13-Jul-2011 10:43:06

Data File: \\valsvr08\ChromData\SGCA\20111012-5717.b\B4849.D

Injection Date: 12-Oct-2011 11:58:56

Limit Group: SGC - 1 - 8082 CAL

Client ID:

Instrument ID: SGCA

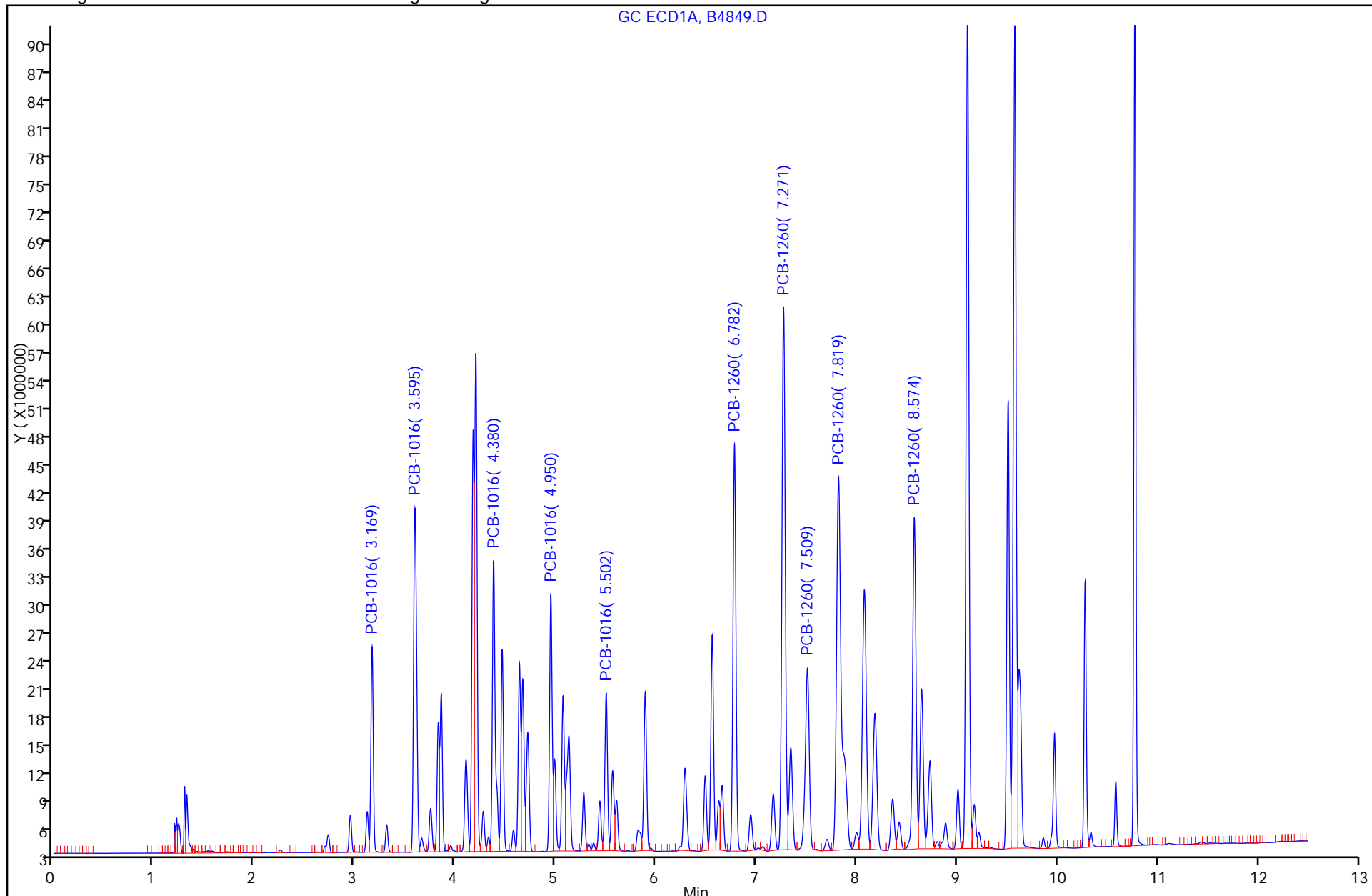
Lims Batch ID: 88023

Lims Sample ID: 7

Operator ID:

Injection Vol: 1.00 ul

Y Scaling: Method Defined: Scale to the Nth Largest Target: 2





FORM VII  
PCBS CONTINUING CALIBRATION DATA

Lab Name: TestAmerica Valparaiso Job No.: 510-70377-2  
 SDG No.: \_\_\_\_\_  
 Lab Sample ID: CCV1500 510-88023/20 Calibration Date: 10/12/2011 15:45  
 Instrument ID: SGCA Calib Start Date: 10/11/2011 13:25  
 GC Column: 8082/608 ID: 0.53 (mm) Calib End Date: 10/11/2011 15:28  
 Lab File ID: B4862.D Conc. Units: ug/L

ANALYTE	CURVE TYPE	AVE CF	CF	MIN CF	CALC AMOUNT	SPIKE AMOUNT	%D	MAX %D
PCB-1016 Peak 1	Qua2		34703		1420	1500	-5.0	15.0
PCB-1016 Peak 2	Qua2		74471		1410	1500	-6.1	15.0
PCB-1016 Peak 3	Qua2		61227		1450	1500	-3.4	15.0
PCB-1016 Peak 4	Qua2		47764		1440	1500	-3.9	15.0
PCB-1016 Peak 5	Qua2		30142		1440	1500	-4.3	15.0
PCB-1260 Peak 1	Qua2		85879		1430	1500	-4.7	15.0
PCB-1260 Peak 2	Qua2		130315		1440	1500	-4.2	15.0
PCB-1260 Peak 3	Qua2		53082		1470	1500	-2.2	15.0
PCB-1260 Peak 4	Qua2		136418		1450	1500	-3.2	15.0
PCB-1260 Peak 5	Qua2		80881		1440	1500	-3.8	15.0
Dibutylchlorendate	Qua2		1931159		103	100	2.7	15.0
DCB Decachlorobiphenyl	Qua2		1298607		91.7	100	-8.3	15.0

FORM VII  
PCBS CONTINUING CALIBRATION RETENTION TIME SUMMARY

Lab Name: TestAmerica Valparaiso Job No.: 510-70377-2  
 SDG No.: \_\_\_\_\_  
 Lab Sample ID: CCV1500 510-88023/20 Calibration Date: 10/12/2011 15:45  
 Instrument ID: SGCA Calib Start Date: 10/11/2011 13:25  
 GC Column: 8082/608 ID: 0.53(mm) Calib End Date: 10/11/2011 15:28  
 Lab File ID: B4862.D

Analyte	RT	RT WINDOW	
		TO	FROM
PCB-1016 Peak 1	3.16	3.06	3.26
PCB-1016 Peak 2	3.58	3.48	3.68
PCB-1016 Peak 3	4.37	4.27	4.47
PCB-1016 Peak 4	4.94	4.84	5.04
PCB-1016 Peak 5	5.49	5.39	5.59
PCB-1260 Peak 1	6.77	6.67	6.87
PCB-1260 Peak 2	7.26	7.16	7.36
PCB-1260 Peak 3	7.50	7.40	7.60
PCB-1260 Peak 4	7.80	7.70	7.90
PCB-1260 Peak 5	8.56	8.46	8.66
Dibutylchloroendate	9.57	9.47	9.67
DCB Decachlorobiphenyl	10.77	10.67	10.87

TestAmerica Laboratories  
Target Compound Quantitation Report

Data File: \\valsvr08\ChromData\SGCA\20111012-5717.b\B4862.D  
 Lims ID: ccv1500 Client ID:  
 Inject. Date: 12-Oct-2011 15:45:46 Dil. Factor: 1.0000  
 Sample Type: CCV  
 Sample ID: ccv1500  
 Misc. Info.:  
 Operator: Instrument ID: SGCA  
 Vol. Injected: 1.0000 ALS Bottle#: 25  
 Lims Batch ID: 88023 Lims Sample ID: 20  
 Sublist: chrom-PCBS\*sub13  
 Detector 1 : GC ECD1A  
 Detector 2 : GC ECD2B  
 Method: \\valsvr08\ChromData\SGCA\20111012-5717.b\PCBS.m  
 Last Update: 12-Oct-2011 18:24:30 Calib Date: 11-Oct-2011 16:44:21  
 Quant Method: External Standard Quant By: Initial Calibration  
 Last ICal File: \\valsvr08\ChromData\SGCA\20111011-5714.b\B4816.D  
 Limit Group: SGC - 1 - 8082 CAL  
 Integrator: Falcon  
 Process Host: VAL-SMS-LAB3

First Level Reviewer: iversc Date: 12-Oct-2011 18:24:30

Det	Sig	RT	EXP RT	DLT RT	Response	On-Col Amt ug/L	Ratio Range	Ratio	Flags
-----	-----	----	--------	--------	----------	-----------------	-------------	-------	-------

4 PCB-1016

1	1	3.158	3.158	0.000	52054016	1424.9		100.0	
1	2	3.584	3.584	0.000	111706730	1409.2	186.9- 246.9	214.6	
1	3	4.368	4.368	0.000	91839751	1449.5	143.8- 203.8	176.4	
1	4	4.938	4.938	0.000	71645625	1441.3	106.7- 166.7	137.6	
1	5	5.489	5.489	0.000	45213487	1435.7	55.8- 115.8	86.9	
Average of Peak Amounts =						1432.1			
2	6	3.698	3.698	0.000	34002265	1432.3		100.0	
2	7	4.270	4.270	0.000	73613238	1415.2	189.6- 249.6	216.5	
2	8	5.153	5.153	0.000	57777555	1431.8	138.6- 198.6	169.9	
2	9	5.583	5.583	0.000	27413008	1478.8	49.7- 109.7	80.6	
2	10	5.875	5.875	0.000	47083990	1444.3	108.1- 168.1	138.5	
Average of Peak Amounts =						1440.5			

RPD = 0.58

11 PCB-1260

1	1	6.769	6.769	0.000	128817862	1430.2		100.0	
1	2	7.258	7.258	0.000	195472017	1436.9	119.7- 179.7	151.7	
1	3	7.495	7.495	0.000	79623419	1466.5	29.6- 89.6	61.8	
1	4	7.804	7.804	0.000	204627059	1451.6	126.4- 186.4	158.8	
1	5	8.563	8.563	0.000	121321550	1442.9	64.1- 124.1	94.2	
Average of Peak Amounts =						1445.6			
2	6	7.828	7.828	0.000	46450553	1471.5		100.0	
2	7	8.197	8.197	0.000	89608497	1444.4	163.4- 223.4	192.9	
2	8	8.627	8.627	0.000	108392758	1431.7	201.9- 261.9	233.4	
2	9	9.348	9.348	0.000	81932044	1453.8	146.4- 206.4	176.4	
2	10	9.738	9.738	0.000	85302971	1422.5	153.8- 213.8	183.6	
Average of Peak Amounts =						1444.8			

RPD = 0.06

Det	Sig	RT	EXP RT	DLT RT	Response	On-Col Amt ug/L	Ratio Range	Ratio	Flags
-----	-----	----	--------	--------	----------	-----------------	-------------	-------	-------

\$ 3 Dibutylchlorendate

1	1	9.568	9.568	0.000	193115906	102.7			
2	2	10.252	10.252	0.000	80514737	95.0			
							RPD = 7.79		

\$ 2 DCB Decachlorobiphenyl

1	1	10.768	10.768	0.000	129860650	91.7			
2	2	11.569	11.569	0.000	88145585	91.9			
							RPD = 0.12		

Report Date: 12-Oct-2011 18:24:30

Chrom Revision: 1.2 13-Jul-2011 10:43:06

Data File: \\valsvr08\ChromData\SGCA\20111012-5717.b\B4862.D

Injection Date: 12-Oct-2011 15:45:46

Limit Group: SGC - 1 - 8082 CAL

Client ID:

Instrument ID: SGCA

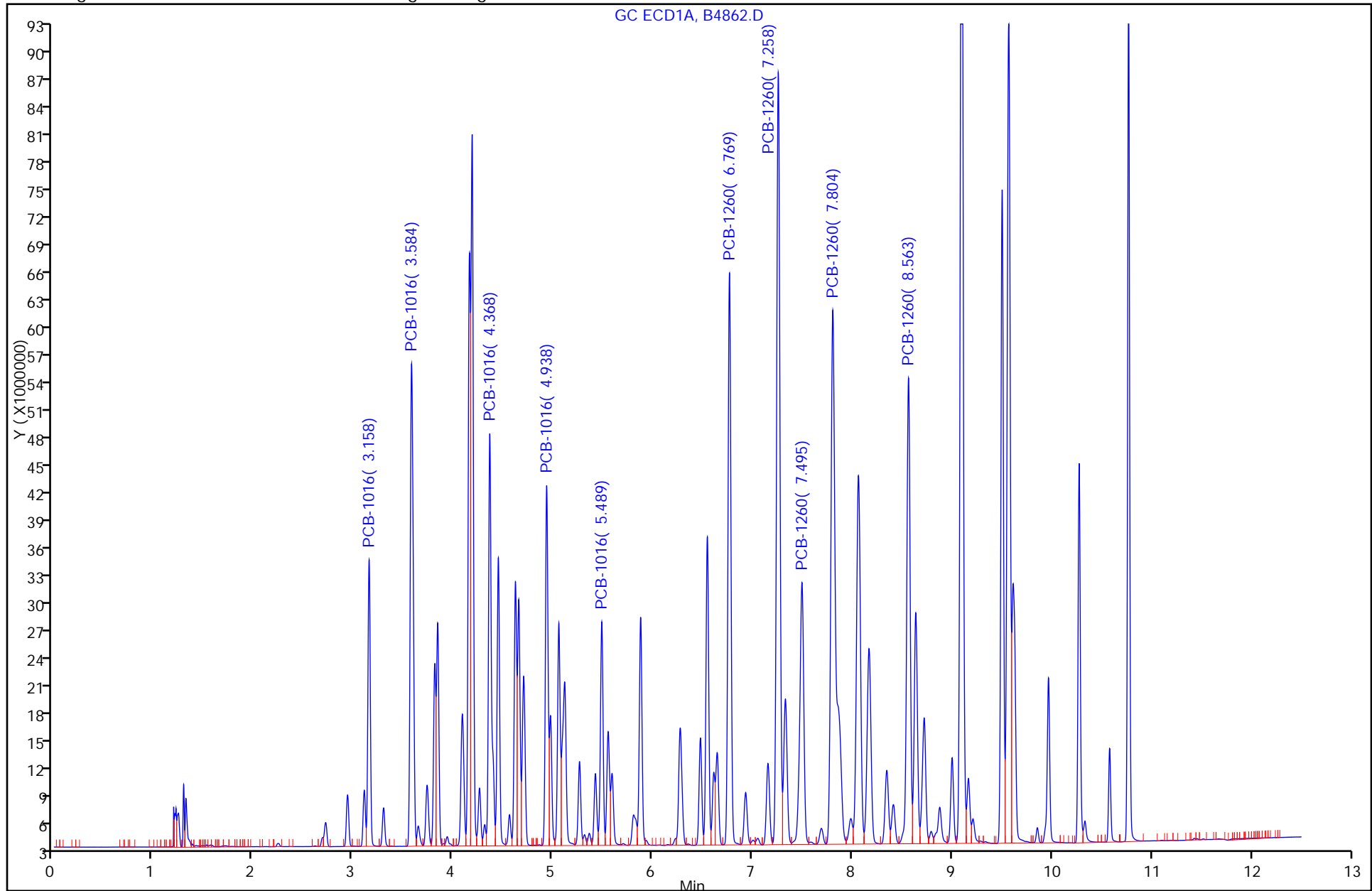
Lims Batch ID: 88023

Lims Sample ID: 20

Operator ID:

Injection Vol: 1.00 ul

Y Scaling: Method Defined: Scale to the Nth Largest Target: 2



FORM I  
PCBS ORGANICS ANALYSIS DATA SHEET

Lab Name: TestAmerica Valparaiso Job No.: 510-70377-2  
 SDG No.: \_\_\_\_\_  
 Client Sample ID: \_\_\_\_\_ Lab Sample ID: MB 510-88014/1-A  
 Matrix: Solid Lab File ID: B4850.D  
 Analysis Method: 8082 Date Collected: \_\_\_\_\_  
 Extraction Method: 3546 Date Extracted: 10/12/2011 08:11  
 Sample wt/vol: 15(g) Date Analyzed: 10/12/2011 12:30  
 Con. Extract Vol.: 5(mL) Dilution Factor: 1  
 Injection Volume: 1(uL) GC Column: 8082/608 ID: 0.53(mm)  
 % Moisture: \_\_\_\_\_ GPC Cleanup: (Y/N) N  
 Analysis Batch No.: 88023 Units: mg/Kg

CAS NO.	COMPOUND NAME	RESULT	Q	RL	MDL
12674-11-2	PCB-1016	<0.020		0.020	0.0023
11104-28-2	PCB-1221	<0.020		0.020	0.0066
11141-16-5	PCB-1232	<0.020		0.020	0.0014
53469-21-9	PCB-1242	<0.020		0.020	0.0038
12672-29-6	PCB-1248	<0.020		0.020	0.0035
11097-69-1	PCB-1254	<0.020		0.020	0.0032
11096-82-5	PCB-1260	<0.020		0.020	0.0016

CAS NO.	SURROGATE	%REC	Q	LIMITS
2051-24-3	DCB Decachlorobiphenyl	92		14-147
1770-80-5	Dibutylchloredate	74		10-132

TestAmerica Laboratories  
Target Compound Quantitation Report

Data File: \\valsvr08\ChromData\SGCA\20111012-5717.b\B4850.D  
 Lims ID: MB 510-88014/1-A Client ID:  
 Inject. Date: 12-Oct-2011 12:30:37 Dil. Factor: 1.0000  
 Sample Type: MB  
 Sample ID: mb 510-88014/1-a  
 Misc. Info.:  
 Operator: Instrument ID: SGCA  
 Vol. Injected: 1.0000 ALS Bottle#: 6  
 Lims Batch ID: 88023 Lims Sample ID: 8  
 Detector 1 : GC ECD1A  
 Detector 2 : GC ECD2B  
 Method: \\valsvr08\ChromData\SGCA\20111012-5717.b\PCBS.m  
 Last Update: 12-Oct-2011 18:24:30 Calib Date: 11-Oct-2011 16:44:21  
 Quant Method: External Standard Quant By: Initial Calibration  
 Last ICal File: \\valsvr08\ChromData\SGCA\20111011-5714.b\B4816.D  
 Limit Group: SGC - 1 - 8082 CAL  
 Integrator: Falcon  
 Process Host: VAL-SMS-LAB3

First Level Reviewer: iversc Date: 12-Oct-2011 18:24:44

Det	Sig	RT	EXP RT	DLT RT	Response	On-Col Amt ug/L	Ratio Range	Ratio	Flags
\$ 1 Tetrachloro-m-xylene									
1	1		0.0						1
8 Polychlorinated biphenyls, Total									
1	1		0.0						1
5 PCB-1221									
1	1		2.247						
1	2		2.941						
1	3		3.108						
1	4		3.156						
1	5		4.366						
2	6		2.501						
2	7		2.927						
2	8		3.422						
2	9		3.613						
2	10		3.697						

Data File: \\valsvr08\ChromData\SGCA\20111012-5717.b\B4850.D

Det	Sig	RT	EXP RT	DLT RT	Response	On-Col Amt ug/L	Ratio Range	Ratio	Flags
7 PCB-1232									
1	1		2.942						
1	2		3.158						
1	3		3.583						
1	4		4.367						
1	5		4.453						
2	6		2.502						
2	7		3.698						
2	8		4.269						
2	9		5.153						
2	10		5.874						
4 PCB-1016									
1	1		3.158						
1	2		3.583						
1	3		4.366						
1	4		4.937						
1	5		5.488						
2	6		3.698						
2	7		4.269						
2	8		5.152						
2	9		5.583						
2	10		5.874						
10 PCB-1242									
1	1		3.159						
1	2		3.585						
1	3		4.454						
1	4		5.118						
1	5		5.594						
2	6		3.699						
2	7		4.271						
2	8		5.153						
2	9		6.544						
2	10		6.928						
6 PCB-1248									
1	1		3.584						
1	2		4.192						
1	3		5.061						
1	4		5.594						
1	5		6.479						
2	6		4.270						
2	7		5.151						
2	8		5.875						
2	9		6.544						
2	10		6.930						



Det	Sig	RT	EXP RT	DLT RT	Response	On-Col Amt ug/L	Ratio Range	Ratio	Flags
-----	-----	----	--------	--------	----------	-----------------	-------------	-------	-------

9 PCB-1254

1	1	5.553
1	2	6.292
1	3	6.477
1	4	6.928
1	5	7.805
2	6	6.540
2	7	6.854
2	8	7.751
2	9	8.270
2	10	9.218

11 PCB-1260

1	1	6.768
1	2	7.258
1	3	7.494
1	4	7.804
1	5	8.562
2	6	7.827
2	7	8.195
2	8	8.627
2	9	9.348
2	10	9.738

\$ 3 Dibutylchloredate

1	1	9.580	9.568	0.012	132611571	74.4
2	2	10.254	10.251	0.003	82892410	98.0

RPD = 27.46

\$ 2 DCB Decachlorobiphenyl

1	1	10.775	10.768	0.007	130052327	91.9
2	2	11.571	11.569	0.002	88738561	92.5

RPD = 0.67

QC Flag Legend

Processing Flags

1 - Missing Peaks

Report Date: 12-Oct-2011 18:24:44

Chrom Revision: 1.2 13-Jul-2011 10:43:06

Data File: \\valsvr08\ChromData\SGCA\20111012-5717.b\B4850.D

Injection Date: 12-Oct-2011 12:30:37

Limit Group: SGC - 1 - 8082 CAL

Client ID:

Instrument ID: SGCA

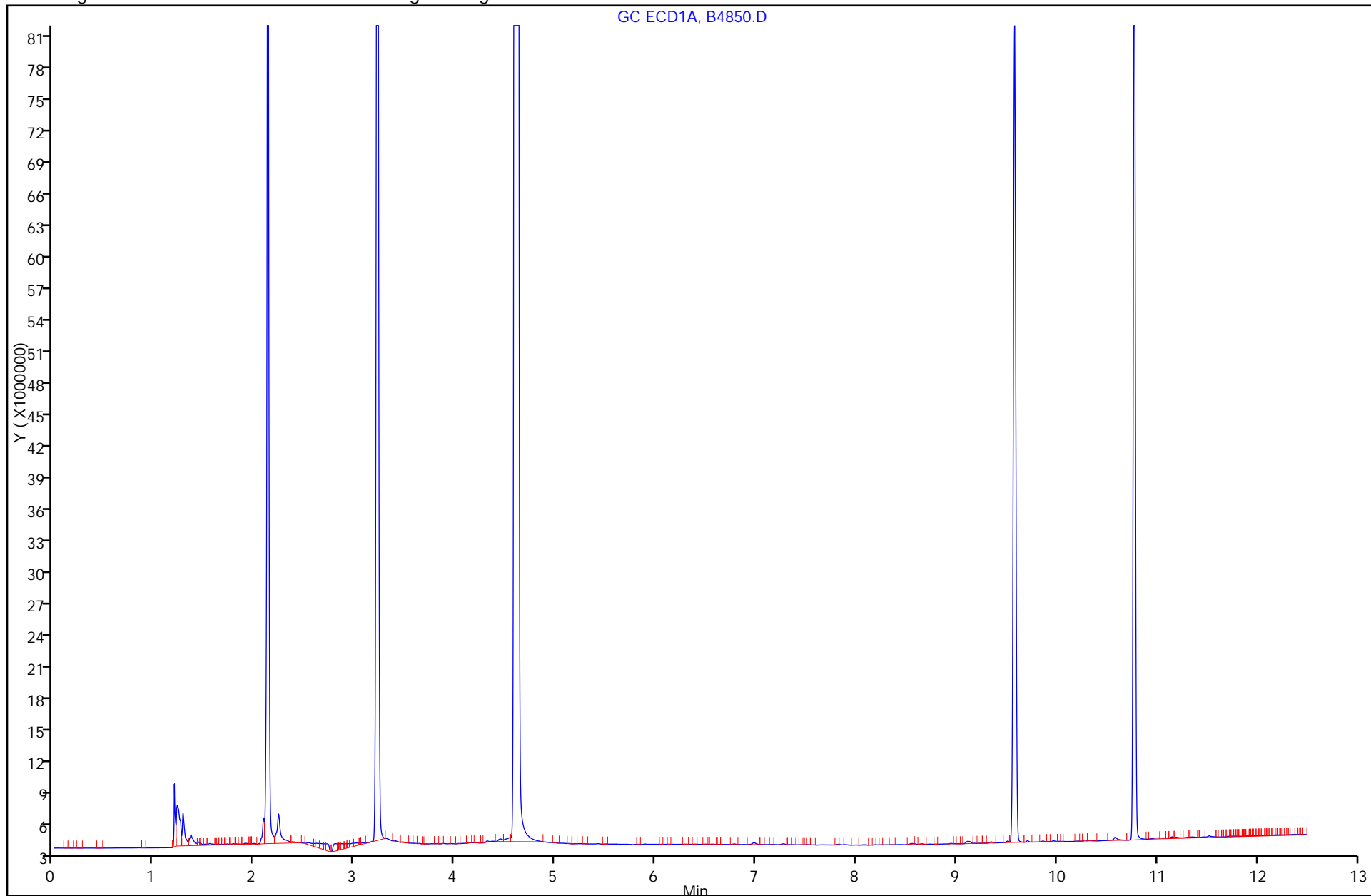
Lims Batch ID: 88023

Lims Sample ID: 8

Operator ID:

Injection Vol: 1.00 ul

Y Scaling: Method Defined: Scale to the Nth Largest Target: 2



FORM I  
PCBS ORGANICS ANALYSIS DATA SHEET

Lab Name: TestAmerica Valparaiso Job No.: 510-70377-2  
 SDG No.: \_\_\_\_\_  
 Client Sample ID: \_\_\_\_\_ Lab Sample ID: LCS 510-88014/2-A  
 Matrix: Solid Lab File ID: B4851.D  
 Analysis Method: 8082 Date Collected: \_\_\_\_\_  
 Extraction Method: 3546 Date Extracted: 10/12/2011 08:11  
 Sample wt/vol: 15(g) Date Analyzed: 10/12/2011 12:45  
 Con. Extract Vol.: 5(mL) Dilution Factor: 1  
 Injection Volume: 1(uL) GC Column: 8082/608 ID: 0.53(mm)  
 % Moisture: \_\_\_\_\_ GPC Cleanup: (Y/N) N  
 Analysis Batch No.: 88023 Units: mg/Kg

CAS NO.	COMPOUND NAME	RESULT	Q	RL	MDL
12674-11-2	PCB-1016	0.330		0.020	0.0023
11096-82-5	PCB-1260	0.343		0.020	0.0016

CAS NO.	SURROGATE	%REC	Q	LIMITS
2051-24-3	DCB Decachlorobiphenyl	101		14-147
1770-80-5	Dibutylchloredate	85		10-132

TestAmerica Laboratories  
Target Compound Quantitation Report

Data File: \\valsvr08\ChromData\SGCA\20111012-5717.b\B4851.D  
 Lims ID: LCS 510-88014/2-A Client ID:  
 Inject. Date: 12-Oct-2011 12:45:47 Dil. Factor: 1.0000  
 Sample Type: LCS  
 Sample ID: lcs 510-88014/2-a  
 Misc. Info.:  
 Operator: Instrument ID: SGCA  
 Vol. Injected: 1.0000 ALS Bottle#: 7  
 Lims Batch ID: 88023 Lims Sample ID: 9  
 Detector 1 : GC ECD1A  
 Detector 2 : GC ECD2B  
 Method: \\valsvr08\ChromData\SGCA\20111012-5717.b\PCBS.m  
 Last Update: 12-Oct-2011 18:24:30 Calib Date: 11-Oct-2011 16:44:21  
 Quant Method: External Standard Quant By: Initial Calibration  
 Last ICal File: \\valsvr08\ChromData\SGCA\20111011-5714.b\B4816.D  
 Limit Group: SGC - 1 - 8082 CAL  
 Integrator: Falcon  
 Process Host: VAL-SMS-LAB3

First Level Reviewer: iversc Date: 12-Oct-2011 18:25:02

Det	Sig	RT	EXP RT	DLT RT	Response	On-Col Amt ug/L	Ratio Range	Ratio	Flags
-----	-----	----	--------	--------	----------	-----------------	-------------	-------	-------

4 PCB-1016

1	1	3.158	3.158	0.000	35070472	945.0		100.0	
1	2	3.584	3.583	0.001	79632080	986.6	186.9- 246.9	227.1	
1	3	4.367	4.366	0.001	65484960	1025.6	143.8- 203.8	186.7	
1	4	4.938	4.937	0.001	50221447	1000.7	106.7- 166.7	143.2	
1	5	5.489	5.488	0.001	31458306	986.3	55.8- 115.8	89.7	
Average of Peak Amounts =						988.8			
2	6	3.698	3.698	0.000	23309632	951.5		100.0	
2	7	4.269	4.269	0.000	53076234	993.7	189.6- 249.6	227.7	
2	8	5.152	5.152	0.000	41548316	992.9	138.6- 198.6	178.2	
2	9	5.584	5.583	0.001	19939714	1044.4	49.7- 109.7	85.5	
2	10	5.874	5.874	0.000	33564116	1004.4	108.1- 168.1	144.0	
Average of Peak Amounts =						997.4			

RPD = 0.86

11 PCB-1260

1	1	6.770	6.768	0.002	92248228	1014.5		100.0	
1	2	7.259	7.258	0.001	143328507	1046.6	119.7- 179.7	155.4	
1	3	7.496	7.494	0.002	56477675	1043.2	29.6- 89.6	61.2	
1	4	7.805	7.804	0.001	157692124	1118.2	126.4- 186.4	170.9	
1	5	8.564	8.562	0.002	78196593	927.9	64.1- 124.1	84.8	
Average of Peak Amounts =						1030.1			
2	6	7.827	7.827	0.000	31366773	986.4		100.0	
2	7	8.195	8.195	0.000	64496175	1022.1	163.4- 223.4	205.6	
2	8	8.627	8.627	0.000	78242996	1008.3	201.9- 261.9	249.4	
2	9	9.348	9.348	0.000	50580808	884.1	146.4- 206.4	161.3	
2	10	9.738	9.738	0.000	56789153	922.0	153.8- 213.8	181.0	
Average of Peak Amounts =						964.6			

RPD = 6.57

Det	Sig	RT	EXP RT	DLT RT	Response	On-Col Amt ug/L	Ratio Range	Ratio	Flags
-----	-----	----	--------	--------	----------	-----------------	-------------	-------	-------

\$ 3 Dibutylchlorendate

1	1	9.569	9.568	0.001	153519994	84.5			
2	2	10.251	10.251	0.000	73091258	85.7			
							RPD =	1.44	

\$ 2 DCB Decachlorobiphenyl

1	1	10.769	10.768	0.001	142464300	100.8			
2	2	11.569	11.569	0.000	96504855	101.0			
							RPD =	0.15	

Report Date: 12-Oct-2011 18:25:02

Chrom Revision: 1.2 13-Jul-2011 10:43:06

Data File: \\valsvr08\ChromData\SGCA\20111012-5717.b\B4851.D

Injection Date: 12-Oct-2011 12:45:47

Limit Group: SGC - 1 - 8082 CAL

Client ID:

Instrument ID: SGCA

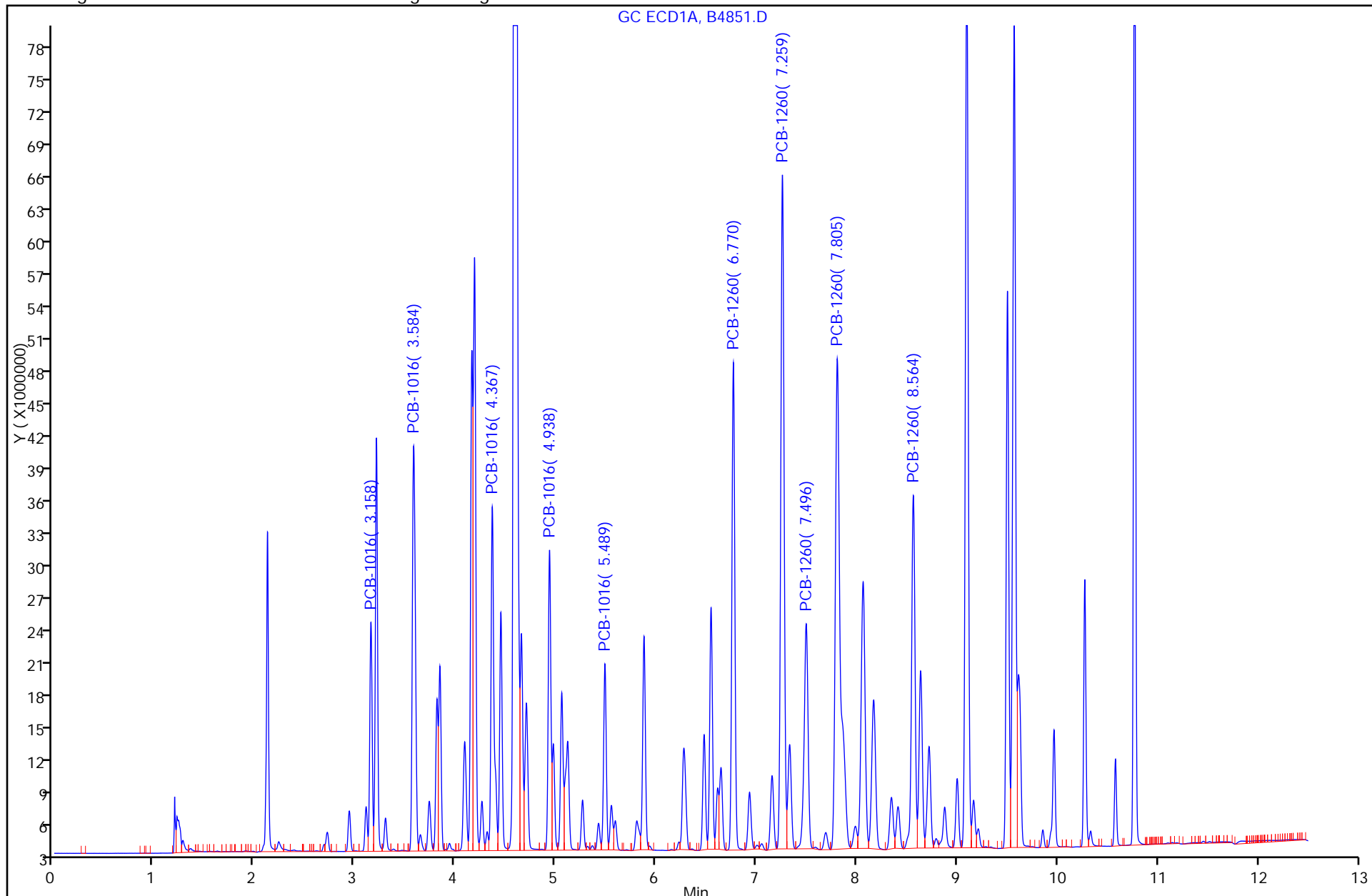
Lims Batch ID: 88023

Lims Sample ID: 9

Operator ID:

Injection Vol: 1.00 ul

Y Scaling: Method Defined: Scale to the Nth Largest Target: 2



FORM I  
PCBS ORGANICS ANALYSIS DATA SHEET

Lab Name: TestAmerica Valparaiso Job No.: 510-70377-2  
 SDG No.: \_\_\_\_\_  
 Client Sample ID: SB0058:TP60:040050 MS DL Lab Sample ID: 510-70377-14 MS DL  
 Matrix: Solid Lab File ID: B4860.D  
 Analysis Method: 8082 Date Collected: 09/22/2011 15:45  
 Extraction Method: 3546 Date Extracted: 10/12/2011 08:11  
 Sample wt/vol: 15.68(g) Date Analyzed: 10/12/2011 15:15  
 Con. Extract Vol.: 5(mL) Dilution Factor: 10  
 Injection Volume: 1(uL) GC Column: 8082/608 ID: 0.53(mm)  
 % Moisture: 9.5 GPC Cleanup: (Y/N) N  
 Analysis Batch No.: 88023 Units: mg/Kg

CAS NO.	COMPOUND NAME	RESULT	Q	RL	MDL
12674-11-2	PCB-1016	0.300		0.21	0.024
11096-82-5	PCB-1260	0.296		0.21	0.017

CAS NO.	SURROGATE	%REC	Q	LIMITS
2051-24-3	DCB Decachlorobiphenyl	64		14-147
1770-80-5	Dibutylchloredate	33		10-132

TestAmerica Laboratories  
Target Compound Quantitation Report

Data File: \\valsvr08\ChromData\SGCA\20111012-5717.b\B4860.D  
 Lims ID: 510-70377-J-14-E MS Client ID:  
 Inject. Date: 12-Oct-2011 15:15:16 Dil. Factor: 10.0000  
 Sample Type: MS  
 Sample ID: 510-70377-j-14-e ms  
 Misc. Info.:  
 Operator: Instrument ID: SGCA  
 Vol. Injected: 1.0000 ALS Bottle#: 16  
 Lims Batch ID: 88023 Lims Sample ID: 18  
 Detector 1 : GC ECD1A  
 Detector 2 : GC ECD2B  
 Method: \\valsvr08\ChromData\SGCA\20111012-5717.b\PCBS.m  
 Last Update: 13-Oct-2011 09:15:42 Calib Date: 11-Oct-2011 16:44:21  
 Quant Method: External Standard Quant By: Initial Calibration  
 Last ICal File: \\valsvr08\ChromData\SGCA\20111011-5714.b\B4816.D  
 Limit Group: SGC - 1 - 8082 CAL  
 Integrator: Falcon  
 Process Host: VAL-SMS-LAB3

First Level Reviewer: iversc Date: 13-Oct-2011 09:16:44

Det	Sig	RT	EXP RT	DLT RT	Response	On-Col Amt ug/L	Ratio Range	Ratio	Flags
-----	-----	----	--------	--------	----------	-----------------	-------------	-------	-------

4 PCB-1016

1	1	3.158	3.158	0.000	3319401	82.6		100.0	
1	2	3.584	3.583	0.001	7517900	85.4	186.9- 246.9	226.5	
1	3	4.367	4.366	0.001	5965016	87.9	143.8- 203.8	179.7	
1	4	4.937	4.937	0.000	4619358	86.5	106.7- 166.7	139.2	
1	5	5.489	5.488	0.001	2917125	82.5	55.8- 115.8	87.9	
Average of Peak Amounts =						85.0			
2	6	3.699	3.698	0.001	2300303	83.7		100.0	
2	7	4.270	4.269	0.001	5352966	89.4	189.6- 249.6	232.7	
2	8	5.153	5.152	0.001	4099251	86.6	138.6- 198.6	178.2	
2	9	5.583	5.583	0.000	1947765	90.9	49.7- 109.7	84.7	
2	10	5.875	5.874	0.001	3320414	89.0	108.1- 168.1	144.3	
Average of Peak Amounts =						87.9			

RPD = 3.40

11 PCB-1260

1	1	6.769	6.768	0.001	8348976	84.6		100.0	
1	2	7.258	7.258	0.000	12758110	86.8	119.7- 179.7	152.8	
1	3	7.495	7.494	0.001	4842464	85.2	29.6- 89.6	58.0	
1	4	7.805	7.804	0.001	13637778	90.2	126.4- 186.4	163.3	
1	5	8.562	8.562	0.000	6917987	73.1	64.1- 124.1	82.9	
Average of Peak Amounts =						84.0			
2	6	7.826	7.827	-0.001	2959749	86.0		100.0	
2	7	8.196	8.195	0.001	6312401	89.7	163.4- 223.4	213.3	
2	8	8.628	8.627	0.001	7569417	85.8	201.9- 261.9	255.7	
2	9	9.347	9.348	-0.001	4550848	71.2	146.4- 206.4	153.8	
2	10	9.738	9.738	0.000	5462407	78.0	153.8- 213.8	184.6	
Average of Peak Amounts =						82.1			

RPD = 2.22



Det	Sig	RT	EXP RT	DLT RT	Response	On-Col Amt ug/L	Ratio Range	Ratio	Flags
-----	-----	----	--------	--------	----------	-----------------	-------------	-------	-------

\$ 3 Dibutylchloroendate

1	1	9.566	9.568	-0.002	9136151	3.31			7
2	2	10.250	10.251	-0.001	4452540	3.42			7

RPD = 3.30

LOD = 9.00

\$ 2 DCB Decachlorobiphenyl

1	1	10.768	10.768	0.000	12145855	6.39			7
2	2	11.569	11.569	0.000	8463325	6.09			7

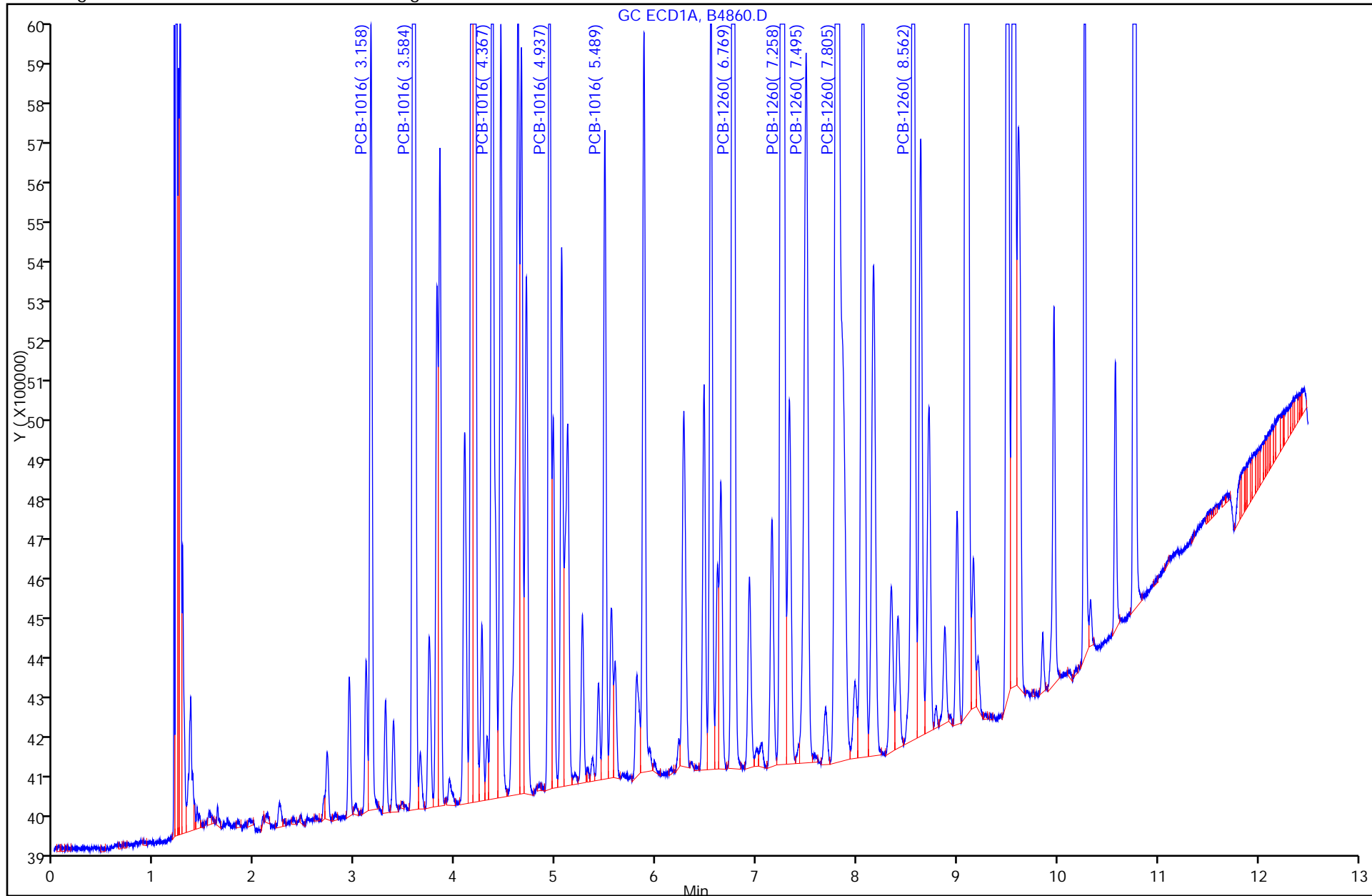
RPD = 4.81

LOD = 9.00

QC Flag Legend

Processing Flags

7 - Failed Limit of Detection



FORM I  
PCBS ORGANICS ANALYSIS DATA SHEET

Lab Name: TestAmerica Valparaiso Job No.: 510-70377-2  
 SDG No.: \_\_\_\_\_  
 Client Sample ID: SB0058:TP60:040050 MSD DL Lab Sample ID: 510-70377-14 MSD DL  
 Matrix: Solid Lab File ID: B4861.D  
 Analysis Method: 8082 Date Collected: 09/22/2011 15:45  
 Extraction Method: 3546 Date Extracted: 10/12/2011 08:11  
 Sample wt/vol: 15.94(g) Date Analyzed: 10/12/2011 15:30  
 Con. Extract Vol.: 5(mL) Dilution Factor: 10  
 Injection Volume: 1(uL) GC Column: 8082/608 ID: 0.53(mm)  
 % Moisture: 9.5 GPC Cleanup: (Y/N) N  
 Analysis Batch No.: 88023 Units: mg/Kg

CAS NO.	COMPOUND NAME	RESULT	Q	RL	MDL
12674-11-2	PCB-1016	0.289		0.21	0.024
11096-82-5	PCB-1260	1.55		0.21	0.017

CAS NO.	SURROGATE	%REC	Q	LIMITS
2051-24-3	DCB Decachlorobiphenyl	151	X	14-147
1770-80-5	Dibutylchloredate	129		10-132

TestAmerica Laboratories  
Target Compound Quantitation Report

Data File: \\valsvr08\ChromData\SGCA\20111012-5717.b\B4861.D  
 Lims ID: 510-70377-J-14-F MSD Client ID:  
 Inject. Date: 12-Oct-2011 15:30:21 Dil. Factor: 10.0000  
 Sample Type: MSD  
 Sample ID: 510-70377-j-14-f msd  
 Misc. Info.:  
 Operator: Instrument ID: SGCA  
 Vol. Injected: 1.0000 ALS Bottle#: 17  
 Lims Batch ID: 88023 Lims Sample ID: 19  
 Detector 1 : GC ECD1A  
 Detector 2 : GC ECD2B  
 Method: \\valsvr08\ChromData\SGCA\20111012-5717.b\PCBS.m  
 Last Update: 13-Oct-2011 09:15:42 Calib Date: 11-Oct-2011 16:44:21  
 Quant Method: External Standard Quant By: Initial Calibration  
 Last ICal File: \\valsvr08\ChromData\SGCA\20111011-5714.b\B4816.D  
 Limit Group: SGC - 1 - 8082 CAL  
 Integrator: Falcon  
 Process Host: VAL-SMS-LAB3

First Level Reviewer: iversc Date: 13-Oct-2011 09:17:22

Det	Sig	RT	EXP RT	DLT RT	Response	On-Col Amt ug/L	Ratio Range	Ratio	Flags
-----	-----	----	--------	--------	----------	-----------------	-------------	-------	-------

4 PCB-1016

1	1	3.157	3.158	-0.001	3270220	81.3		100.0	
1	2	3.581	3.583	-0.002	7354317	83.4	186.9- 246.9	224.9	
1	3	4.365	4.366	-0.001	5723027	84.2	143.8- 203.8	175.0	
1	4	4.935	4.937	-0.002	4505121	84.3	106.7- 166.7	137.8	
1	5	0.0	5.488	-5.488	0	0	55.8- 115.8		
Average of Peak Amounts =						83.3			
2	6	3.697	3.698	-0.001	2302943	83.8		100.0	
2	7	4.270	4.269	0.001	5253199	87.6	189.6- 249.6	228.1	
2	8	5.152	5.152	0.000	3842572	80.8	138.6- 198.6	166.9	
2	9	5.584	5.583	0.001	1752733	81.2	49.7- 109.7	76.1	
2	10	5.874	5.874	0.000	3047837	81.2	108.1- 168.1	132.3	
Average of Peak Amounts =						82.9			

RPD = 0.46

11 PCB-1260

1	1	6.767	6.768	-0.001	33557422	360.7		100.0	
1	2	7.255	7.258	-0.003	72261552	521.2	119.7- 179.7	215.3	
1	3	7.494	7.494	0.000	22968089	423.7	29.6- 89.6	68.4	
1	4	7.803	7.804	-0.001	82357927	581.5	126.4- 186.4	245.4	
1	5	8.560	8.562	-0.002	30080497	351.3	64.1- 124.1	89.6	
Average of Peak Amounts =						447.7			
2	6	7.825	7.827	-0.002	9835983	302.4		100.0	
2	7	8.195	8.195	0.000	24021915	367.2	163.4- 223.4	244.2	
2	8	8.626	8.627	-0.001	43174195	539.4	201.9- 261.9	438.9	
2	9	9.347	9.348	-0.001	19507725	332.4	146.4- 206.4	198.3	
2	10	9.737	9.738	-0.001	20338675	315.9	153.8- 213.8	206.8	
Average of Peak Amounts =						371.5			

RPD = 18.61

Det	Sig	RT	EXP RT	DLT RT	Response	On-Col Amt ug/L	Ratio Range	Ratio	Flags
-----	-----	----	--------	--------	----------	-----------------	-------------	-------	-------

\$ 3 Dibutylchlorendate

1	1	9.562	9.568	-0.006	23482892	12.9			
2	2	10.250	10.251	-0.001	8285985	7.85			
						RPD = 48.71			

\$ 2 DCB Decachlorobiphenyl

1	1	10.767	10.768	-0.001	24045009	15.1			
2	2	11.568	11.569	-0.001	16683138	14.8			
						RPD = 1.49			

Report Date: 13-Oct-2011 09:17:22

Chrom Revision: 1.2 13-Jul-2011 10:43:06

Data File: \\valsvr08\ChromData\SGCA\20111012-5717.b\B4861.D

Injection Date: 12-Oct-2011 15:30:21

Limit Group: SGC - 1 - 8082 CAL

Client ID:

Instrument ID: SGCA

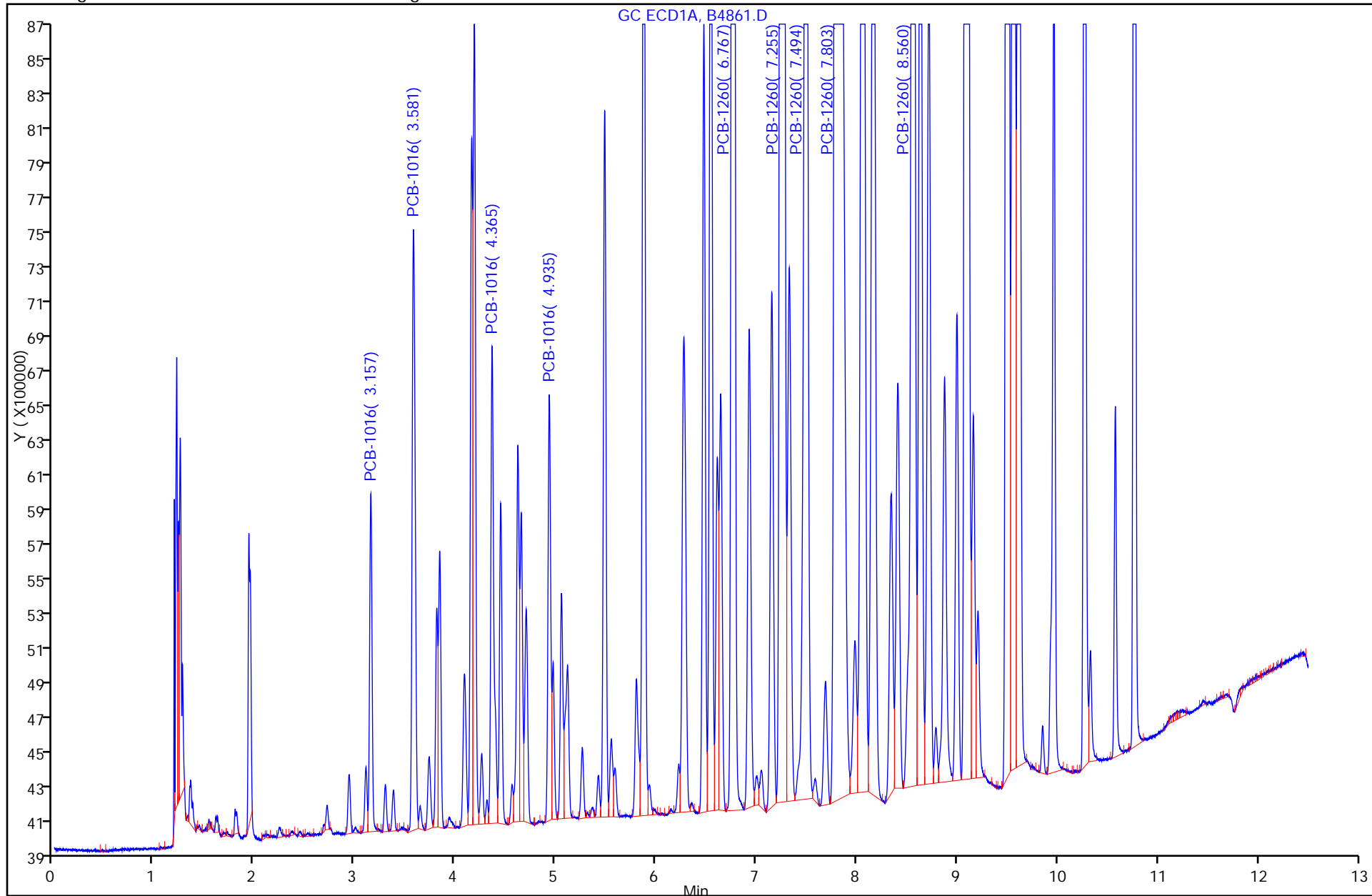
Lims Batch ID: 88023

Lims Sample ID: 19

Operator ID:

Injection Vol: 1.00 ul

Y Scaling: Method Defined: Scale to the Nth Largest Peak: 20



PCBS ANALYSIS RUN LOG

Lab Name: TestAmerica Valparaiso Job No.: 510-70377-2

SDG No.: \_\_\_\_\_

Instrument ID: SGCA Start Date: 10/11/2011 13:25

Analysis Batch Number: 87982 End Date: 10/11/2011 20:40

LAB SAMPLE ID	CLIENT SAMPLE ID	DATE ANALYZED	DILUTION FACTOR	LAB FILE ID	COLUMN ID
STD20 510-87982/1 IC		10/11/2011 13:25	1	B4803.D	8082/608 0.53 (mm)
STD20 510-87982/1 IC		10/11/2011 13:25	1		8082/608V2 0.53 (mm)
STD50 510-87982/2 IC		10/11/2011 13:40	1	B4804.D	8082/608 0.53 (mm)
STD50 510-87982/2 IC		10/11/2011 13:40	1		8082/608V2 0.53 (mm)
STD100 510-87982/3 IC		10/11/2011 13:55	1	B4805.D	8082/608 0.53 (mm)
STD100 510-87982/3 IC		10/11/2011 13:55	1		8082/608V2 0.53 (mm)
STD250 510-87982/4 IC		10/11/2011 14:11	1	B4806.D	8082/608 0.53 (mm)
STD250 510-87982/4 IC		10/11/2011 14:11	1		8082/608V2 0.53 (mm)
STD500 510-87982/5 IC		10/11/2011 14:26	1	B4807.D	8082/608 0.53 (mm)
STD500 510-87982/5 IC		10/11/2011 14:26	1		8082/608V2 0.53 (mm)
STD1000 510-87982/6 IC		10/11/2011 14:41	1	B4808.D	8082/608 0.53 (mm)
STD1000 510-87982/6 IC		10/11/2011 14:41	1		8082/608V2 0.53 (mm)
STD1500 510-87982/7 IC		10/11/2011 14:57	1	B4809.D	8082/608 0.53 (mm)
STD1500 510-87982/7 IC		10/11/2011 14:57	1		8082/608V2 0.53 (mm)
STD2000 510-87982/8 IC		10/11/2011 15:12	1	B4810.D	8082/608 0.53 (mm)
STD2000 510-87982/8 IC		10/11/2011 15:12	1		8082/608V2 0.53 (mm)
STD3000 510-87982/9 IC		10/11/2011 15:28	1	B4811.D	8082/608 0.53 (mm)
STD3000 510-87982/9 IC		10/11/2011 15:28	1		8082/608V2 0.53 (mm)
STD1221 510-87982/10 IC		10/11/2011 15:43	1	B4812.D	8082/608 0.53 (mm)
STD1221 510-87982/10 IC		10/11/2011 15:43	1		8082/608V2 0.53 (mm)
STD1232 510-87982/11 IC		10/11/2011 15:58	1	B4813.D	8082/608 0.53 (mm)
STD1232 510-87982/11 IC		10/11/2011 15:58	1		8082/608V2 0.53 (mm)
STD1242 510-87982/12 IC		10/11/2011 16:13	1	B4814.D	8082/608 0.53 (mm)
STD1242 510-87982/12 IC		10/11/2011 16:13	1		8082/608V2 0.53 (mm)
STD1248 510-87982/13 IC		10/11/2011 16:29	1	B4815.D	8082/608 0.53 (mm)
STD1248 510-87982/13 IC		10/11/2011 16:29	1		8082/608V2 0.53 (mm)
STD1254 510-87982/14 IC		10/11/2011 16:44	1	B4816.D	8082/608 0.53 (mm)
STD1254 510-87982/14 IC		10/11/2011 16:44	1		8082/608V2 0.53 (mm)
ICV 510-87982/15		10/11/2011 16:59	1		8082/608 0.53 (mm)
ICV 510-87982/15		10/11/2011 16:59	1		8082/608V2 0.53 (mm)
CCV1500 510-87982/16		10/11/2011 17:15	1		8082/608 0.53 (mm)
CCV1500 510-87982/16		10/11/2011 17:15	1		8082/608V2 0.53 (mm)
ZZZZZ		10/11/2011 17:36	1		8082/608 0.53 (mm)
ZZZZZ		10/11/2011 17:36	1		8082/608V2 0.53 (mm)

PCBS ANALYSIS RUN LOG

Lab Name: TestAmerica Valparaiso Job No.: 510-70377-2

SDG No.: \_\_\_\_\_

Instrument ID: SGCA Start Date: 10/11/2011 13:25

Analysis Batch Number: 87982 End Date: 10/11/2011 20:40

LAB SAMPLE ID	CLIENT SAMPLE ID	DATE ANALYZED	DILUTION FACTOR	LAB FILE ID	COLUMN ID
ZZZZZ		10/11/2011 17:51	1		8082/608 0.53 (mm)
ZZZZZ		10/11/2011 17:51	1		8082/608V2 0.53 (mm)
ZZZZZ		10/11/2011 18:06	1		8082/608 0.53 (mm)
ZZZZZ		10/11/2011 18:06	1		8082/608V2 0.53 (mm)
ZZZZZ		10/11/2011 18:21	1		8082/608 0.53 (mm)
ZZZZZ		10/11/2011 18:21	1		8082/608V2 0.53 (mm)
ZZZZZ		10/11/2011 18:37	1		8082/608 0.53 (mm)
ZZZZZ		10/11/2011 18:37	1		8082/608V2 0.53 (mm)
ZZZZZ		10/11/2011 18:52	1		8082/608 0.53 (mm)
ZZZZZ		10/11/2011 18:52	1		8082/608V2 0.53 (mm)
ZZZZZ		10/11/2011 19:08	1		8082/608 0.53 (mm)
ZZZZZ		10/11/2011 19:08	1		8082/608V2 0.53 (mm)
ZZZZZ		10/11/2011 19:23	1		8082/608 0.53 (mm)
ZZZZZ		10/11/2011 19:23	1		8082/608V2 0.53 (mm)
ZZZZZ		10/11/2011 19:38	1		8082/608 0.53 (mm)
ZZZZZ		10/11/2011 19:38	1		8082/608V2 0.53 (mm)
ZZZZZ		10/11/2011 19:53	1		8082/608 0.53 (mm)
ZZZZZ		10/11/2011 19:53	1		8082/608V2 0.53 (mm)
ZZZZZ		10/11/2011 20:09	1		8082/608 0.53 (mm)
ZZZZZ		10/11/2011 20:09	1		8082/608V2 0.53 (mm)
ZZZZZ		10/11/2011 20:24	1		8082/608 0.53 (mm)
ZZZZZ		10/11/2011 20:24	1		8082/608V2 0.53 (mm)
CCV1000 510-87982/29		10/11/2011 20:40	1		8082/608 0.53 (mm)
CCV1000 510-87982/29		10/11/2011 20:40	1		8082/608V2 0.53 (mm)



PCBS ANALYSIS RUN LOG

Lab Name: TestAmerica Valparaiso Job No.: 510-70377-2

SDG No.: \_\_\_\_\_

Instrument ID: SGCA Start Date: 10/12/2011 10:18

Analysis Batch Number: 88023 End Date: 10/12/2011 16:00

LAB SAMPLE ID	CLIENT SAMPLE ID	DATE ANALYZED	DILUTION FACTOR	LAB FILE ID	COLUMN ID
CCV1500 510-88023/1		10/12/2011 10:18	1		8082/608 0.53 (mm)
CCV1500 510-88023/1		10/12/2011 10:18	1		8082/608V2 0.53 (mm)
CCV1242 510-88023/2		10/12/2011 10:34	1		8082/608 0.53 (mm)
CCV1242 510-88023/2		10/12/2011 10:34	1		8082/608V2 0.53 (mm)
CCV1248 510-88023/3		10/12/2011 10:49	1		8082/608 0.53 (mm)
CCV1248 510-88023/3		10/12/2011 10:49	1		8082/608V2 0.53 (mm)
CCV1254 510-88023/4		10/12/2011 11:04	1		8082/608 0.53 (mm)
CCV1254 510-88023/4		10/12/2011 11:04	1		8082/608V2 0.53 (mm)
ZZZZZ		10/12/2011 11:20	5		8082/608 0.53 (mm)
ZZZZZ		10/12/2011 11:20	5		8082/608V2 0.53 (mm)
CCV1000 510-88023/6		10/12/2011 11:37	1		8082/608 0.53 (mm)
CCV1000 510-88023/6		10/12/2011 11:37	1		8082/608V2 0.53 (mm)
CCV1000 510-88023/7		10/12/2011 11:58	1	B4849.D	8082/608 0.53 (mm)
CCV1000 510-88023/7		10/12/2011 11:58	1		8082/608V2 0.53 (mm)
MB 510-88014/1-A		10/12/2011 12:30	1	B4850.D	8082/608 0.53 (mm)
ZZZZZ		10/12/2011 12:30	1		8082/608V2 0.53 (mm)
LCS 510-88014/2-A		10/12/2011 12:45	1	B4851.D	8082/608 0.53 (mm)
ZZZZZ		10/12/2011 12:45	1		8082/608V2 0.53 (mm)
510-70377-7 DL	SB0058:TP55:040050 DL	10/12/2011 13:00	10	B4852.D	8082/608 0.53 (mm)
ZZZZZ		10/12/2011 13:00	10		8082/608V2 0.53 (mm)
ZZZZZ		10/12/2011 13:15	1		8082/608 0.53 (mm)
ZZZZZ		10/12/2011 13:15	1		8082/608V2 0.53 (mm)
ZZZZZ		10/12/2011 13:31	1		8082/608 0.53 (mm)
ZZZZZ		10/12/2011 13:31	1		8082/608V2 0.53 (mm)
ZZZZZ		10/12/2011 13:46	10		8082/608 0.53 (mm)
ZZZZZ		10/12/2011 13:46	10		8082/608V2 0.53 (mm)
510-70377-4 DL	SB0058:TP54:000020 DL	10/12/2011 14:02	10	B4856.D	8082/608 0.53 (mm)
ZZZZZ		10/12/2011 14:02	10		8082/608V2 0.53 (mm)
510-70377-46 DL	SB0058:TP76:000020 DL	10/12/2011 14:28	10	B4857.D	8082/608 0.53 (mm)
ZZZZZ		10/12/2011 14:28	10		8082/608V2 0.53 (mm)
ZZZZZ		10/12/2011 14:44	10		8082/608 0.53 (mm)
ZZZZZ		10/12/2011 14:44	10		8082/608V2 0.53 (mm)
510-70377-14 DL	SB0058:TP60:040050 DL	10/12/2011 14:59	10	B4859.D	8082/608 0.53 (mm)
ZZZZZ		10/12/2011 14:59	10		8082/608V2 0.53 (mm)
510-70377-14 MS DL	SB0058:TP60:040050 MS DL	10/12/2011 15:15	10	B4860.D	8082/608 0.53 (mm)
ZZZZZ		10/12/2011 15:15	10		8082/608V2 0.53 (mm)
510-70377-14 MSD DL	SB0058:TP60:040050 MSD DL	10/12/2011 15:30	10	B4861.D	8082/608 0.53 (mm)
ZZZZZ		10/12/2011 15:30	10		8082/608V2 0.53 (mm)
CCV1500 510-88023/20		10/12/2011 15:45	1	B4862.D	8082/608 0.53 (mm)
CCV1500 510-88023/20		10/12/2011 15:45	1		8082/608V2 0.53 (mm)
CCV1500 510-88023/21		10/12/2011 16:00	1		8082/608 0.53 (mm)
CCV1500 510-88023/21		10/12/2011 16:00	1		8082/608V2 0.53 (mm)

PCBS BATCH WORKSHEET

Lab Name: TestAmerica Valparaiso Job No.: 510-70377-2

SDG No.: \_\_\_\_\_

Batch Number: 88014 Batch Start Date: 10/12/11 08:11 Batch Analyst: Page, Sarah N

Batch Method: 3546 Batch End Date: \_\_\_\_\_

Lab Sample ID	Client Sample ID	Method Chain	Basis	InitialAmount	FinalAmount	SGPCBSKWS 00026	SGPCBSSWS 00031		
MB 510-88014/1		3546, 8082		15 g	5 mL		250 uL		
LCS 510-88014/2		3546, 8082		15 g	5 mL	250 uL	250 uL		
510-70377-J-4	SB0058:TP54:0000 20	3546, 8082	T	15.61 g	5 mL		250 uL		
510-70377-J-7	SB0058:TP55:0400 50	3546, 8082	T	15.40 g	5 mL		250 uL		
510-70377-J-14	SB0058:TP60:0400 50	3546, 8082	T	15.38 g	5 mL		250 uL		
510-70377-J-14 MS	SB0058:TP60:0400 50	3546, 8082	T	15.68 g	5 mL	250 uL	250 uL		
510-70377-J-14 MSD	SB0058:TP60:0400 50	3546, 8082	T	15.94 g	5 mL	250 uL	250 uL		
510-70377-J-46	SB0058:TP76:0000 20	3546, 8082	T	15.60 g	5 mL		250 uL		

Batch Notes	
Balance ID	37912
Hexane Lot#	ophexr_00078
Na2SO4 Lot Number	opna2so4_00020
Ottawa Sand Lot #	opsand_00006
Person's name who did the prep	Sarah Page
Water Bath Temperature	33, 34

Basis	Basis Description
T	Total/NA

# Shipping and Receiving Documents

<b>Client Information</b> Client Contact: Ed Stefanek/Jodi Slough Phone: 574-952-5880 E-Mail: robinm.kintz@testamericainc.com		Lab PM: Kintz, Robin M Carrier Tracking No(s): 510-14134 1	
Company: Weaver Boos Consultants LLC Address: 4085 Meghan Beeler Court City: South Bend State, Zip: IN, 46628 Phone: 574-271-3447 Email: estefanek@weaverboos.com / jslough@weaverboos.com Project #: 51001692 SSOW#:		Job #:	
Due Date Requested: TAT Requested (days): PO #: 058-373-01 WO #:		Analysis Requested 8270C, 8270C_SIM - BNAs 6020, 7470 - Metals 8882 - PCBs 8260B - VOCs 8015 - TPH GRO 8015 - TPH ERO 8260B - VOCs (Trip Blanks) Total/Free Cyanide	
Sample Identification 78377 Samples collected on 9/22/11 SB0058:TP50: 150155 SB0058:TP53: 150155 SB0058:TP54: 000020 SB0058:TP54: 040050 SB0058:TP55: 000020 SB0058:TP55: 040050 SB0058:TP56: 150155 SB0058:TP57: 150155 SB0058:TP58: 150155		Field Filtered Sample (Yes or No) Perform MS/MSD (Yes or No) 8270C, 8270C_SIM - BNAs 6020, 7470 - Metals 8882 - PCBs 8260B - VOCs 8015 - TPH GRO 8015 - TPH ERO 8260B - VOCs (Trip Blanks) Total/Free Cyanide	
Sample Date 9/21/11 9/21/11 9/21/11 9/21/11 9/21/11 9/21/11 9/21/11 9/21/11 9/21/11		Sample Time 1355 1400 1405 1410 1415 1420 1450 1455 1500 1510 1520	
Matrix (W=water, S=solid, O=waste/oil, BT=tissue, A=air) S S S S S S S S S		Preservation Codes: A - HCL B - NaOH C - Zn Acetate D - Nitric Acid E - NaHSO4 F - MeOH G - Amchlor H - Ascorbic Acid I - Ice J - DI Water K - EDTA L - EDA Other:	
Special Instructions/Note: 1056 51048-009 5.9 85 51048-009 2.8 8.1 51048-109 2.1 84 51048-007 2.7 85 51048-187 2.8 54 51048-009 5.7 45 51048-168 4.8 87 51050-031 3.0 15 51048-008 1.8 3.8 51048-011 4.1		Total Number of containers	
Possible Hazard Identification <input type="checkbox"/> Non-Hazard <input type="checkbox"/> Flammable <input type="checkbox"/> Skin Irritant <input type="checkbox"/> Poison B <input type="checkbox"/> Unknown <input type="checkbox"/> Radiological			
Deliverable Requested: I, II, III, IV, Other (specify)			
Sample Disposal (A fee may be assessed if samples are retained longer than 1 month) <input type="checkbox"/> Return To Client <input type="checkbox"/> Disposal By Lab <input type="checkbox"/> Archive For _____ Months			
Special Instructions/QC Requirements:			
Empty Kit Relinquished by: Jodi Slough Relinquished by: Jody Slough Relinquished by: Jody Slough Relinquished by: Jody Slough		Date: 9/23/11, 1425 Date/Time: 9/23/11, 1455 Date/Time: 9/23/11, 1455	
Relinquished by: Jody Slough Relinquished by: Jody Slough Relinquished by: Jody Slough		Date/Time: 9/23/11, 1425 Date/Time: 9/23/11, 1455 Date/Time: 9/23/11, 1455	
Relinquished by: Jody Slough Relinquished by: Jody Slough Relinquished by: Jody Slough		Date/Time: 9/23/11, 1425 Date/Time: 9/23/11, 1455 Date/Time: 9/23/11, 1455	
Custody Seals Intact: A Yes Δ No		Custody Seal No.:	
Cooler Temperature(s) °C and Other Remarks: See Note Home and 9/21			

Client Information		Lab PM		Carrier Tracking No(s)		COC No:																	
Weaver Boos Consultants LLC		Kintz, Robin M				510-14134.1																	
Address: 4085 Meghan Beeler Court		E-Mail: robinm.kintz@testamericainc.com				Page:																	
City: South Bend						Job #:																	
State, Zip: IN, 46628																							
Phone: 574-271-3447																							
Email: estefanek@weaverboos.com / jslough@weaverboos.com																							
Project Name: South Bend Former Studebaker Foundry																							
Site: South Bend Former Studebaker Foundry																							
Due Date Requested:		Field Filtered Sample (Yes or No)		Perform MS/MSD (Yes or No)		8270C, 8270C_SIM - BNAs		8020, 7470 - Metals		8082 - PCBs		8015 - TPH GRO		8015 - TPH ERO		8260B - VOCs (Trip Blanks)		Total/Free Cyanide		Total Number of Containers		Special Instructions/Note:	
TAT Requested (days):		Sample Date		Sample Time		Sample Type (C=Comp, G=grab)		Matrix (W=water, S=solid, O=waste/air, BT=Tissue, A=Air)		Preservation Code:													
PO #:		9/22/11		1536		G		S		S												1256 51048-059 5.9	
WO #:		9/22/11		1535		G		S		S												125 51048-206 8.8	
Project #:		9/22/11		1540		G		S		S												311 51048-169 8.4	
SSOW#:		9/22/11		1545		G		S		S												314 51048-207 3.7	
		9/22/11		1555		G		S		S												315 51048-187 8.8	
		9/22/11		1600		G		S		S												314 51048-009 5.7	
		9/22/11		1615		G		S		S												115 51048-168 4.8	
		9/22/11		1620		G		S		S												307 51050-031 3.0	
		9/22/11		1640		G		S		S												115 51048-208 1.8	
		9/22/11		1645		G		S		S												318 51048-071 4.1	
		9/22/11		1700		G		S		S													
Possible Hazard Identification		Sample Disposal (A fee may be assessed if samples are retained longer than 1 month)		Special Instructions/QC Requirements:		Method of Shipment		Date/Time		Company		Date/Time		Company		Date/Time		Company		Date/Time		Company	
<input type="checkbox"/> Non-Hazard <input type="checkbox"/> Flammable <input type="checkbox"/> Skin Irritant <input type="checkbox"/> Poison B <input checked="" type="checkbox"/> Unknown <input type="checkbox"/> Radiological		<input type="checkbox"/> Return To Client <input checked="" type="checkbox"/> Disposal By Lab <input type="checkbox"/> Archive For _____ Months		Special Instructions/QC Requirements:		Method of Shipment		Date/Time		Company		Date/Time		Company		Date/Time		Company		Date/Time		Company	
Empty Kit Relinquished by:		Relinquished by:		Date/Time:		Company:		Date/Time:		Company:		Date/Time:		Company:		Date/Time:		Company:		Date/Time:		Company:	
Relinquished by: Jodi Slough		Relinquished by: Jodi Slough		9/23/11 1425		TestAmerica		9/23/11 1425		TestAmerica		9/23/11 1455		TestAmerica		9/23/11 1455		TestAmerica		9/23/11 1455		TestAmerica	
Relinquished by: Jodi Slough		Relinquished by: Jodi Slough		9/23/11 1425		TestAmerica		9/23/11 1425		TestAmerica		9/23/11 1455		TestAmerica		9/23/11 1455		TestAmerica		9/23/11 1455		TestAmerica	
Relinquished by: Jodi Slough		Relinquished by: Jodi Slough		9/23/11 1425		TestAmerica		9/23/11 1425		TestAmerica		9/23/11 1455		TestAmerica		9/23/11 1455		TestAmerica		9/23/11 1455		TestAmerica	
Custody Seals Intact: <input type="checkbox"/> Yes <input type="checkbox"/> No		Custody Seal No.:		Custody Seal No.:		Custody Seal No.:		Custody Seal No.:		Custody Seal No.:		Custody Seal No.:		Custody Seal No.:		Custody Seal No.:		Custody Seal No.:		Custody Seal No.:		Custody Seal No.:	
Custody Seals Intact: <input type="checkbox"/> Yes <input type="checkbox"/> No		Custody Seal No.:		Custody Seal No.:		Custody Seal No.:		Custody Seal No.:		Custody Seal No.:		Custody Seal No.:		Custody Seal No.:		Custody Seal No.:		Custody Seal No.:		Custody Seal No.:		Custody Seal No.:	

# Chain of Custody Record

Client Information		Sampler:		Lab PM:		Carrier Tracking No(s):		COC No:	
Client Contact: Ed Stefanek/Jodi Slough		Jodi Slough		Kintz, Robin M				510-14134-1	
Company: Weaver Boos Consultants LLC		Phone: 574-952-5880		E-Mail: robinm.kintz@testamericainc.com				Page:	
Address: 4085 Meghan Beeler Court		Due Date Requested:		Analysis Requested		Total Number of Containers		Job #:	
City: South Bend		TAT Requested (days):		8260B - VOCs				Preservation Codes:	
State/Zip: IN, 46628		PO #: 0058-373-01		8015 - TPH GRO				A - HCL B - NaOH C - Zn Acetate D - Nitric Acid E - NaHSO4 F - MeOH G - Amchlor H - Ascorbic Acid I - Ice J - DI Water K - EDTA L - EDA Other:	
Phone: 574-271-3447		WO #:		8260B - VOCs				M - Hexane N - None O - AsNaO2 P - Na2O4S Q - Na2SO3 R - Na2S2O3 S - H2SO4 T - TSP Dodecahydrate U - Acetone V - MCAA W - ph 4-5 Z - other (specify)	
Email: estefanek@weaverboos.com / jslough@weaverboos.com		Project #: 51001692		8015 - TPH ERO				Special Instructions/Note:	
Project Name: South Bend Former Studebaker Foundry		SSOW#:		815 - TPH GRO					
Site: South Bend Former Studebaker Foundry		Sample Date		8270C, 8270C_SIM - BNAs					
Sample Identification		Sample Time		6020, 7470 - Metals					
710577		9/22/11 1705		882 - PCBs					
SB0058: TP64: 040050		9/23/11 0840		Perform MS/MSD (Yes or No)					
SB0058: TP65: 000020		9/23/11 0845		Field Filtered Sample (Yes or No)					
SB0058: TP65: 040050		9/23/11 0855		8270C, 8270C_SIM - BNAs					
SB0058: TP66: 000020		9/23/11 0900		8260B - VOCs					
SB0058: TP67: 040050		9/23/11 0910		8015 - TPH ERO					
SB0058: TP68: 000020		9/23/11 0915		8260B - VOCs					
SB0058: TP68: 040050		9/23/11 0935		815 - TPH GRO					
SB0058: TP69: 000020		9/23/11 1000		8270C, 8270C_SIM - BNAs					
SB0058: TP69: 040050		9/23/11 1005		882 - PCBs					
<p><b>Possible Hazard Identification</b>  <input type="checkbox"/> Non-Hazard <input type="checkbox"/> Flammable <input type="checkbox"/> Skin Irritant <input type="checkbox"/> Poison B <input checked="" type="checkbox"/> Unknown <input type="checkbox"/> Radiological</p> <p><b>Deliverable Requested:</b> I, II, III, IV, Other (specify)</p> <p><b>Empty Kit Relinquished by:</b> Jodi Slough Date: 9/23/11 1425 Company: Jodi Slough</p> <p><b>Relinquished by:</b> Jody Slough Date: 9/23/11 1455 Company: Jody Slough</p> <p><b>Relinquished by:</b> Jody Slough Date: 9/23/11 1455 Company: Jody Slough</p> <p><b>Relinquished by:</b> Jody Slough Date: 9/23/11 1455 Company: Jody Slough</p> <p><b>Custody Seals Intact:</b> Custody Seal No.:                  A Yes A No</p>									
<p><b>Sample Disposal (A fee may be assessed if samples are retained longer than 1 month)</b>  <input type="checkbox"/> Return To Client <input checked="" type="checkbox"/> Disposal By Lab <input type="checkbox"/> Archive For _____ Months</p> <p><b>Special Instructions/QC Requirements:</b></p>									



2400 Cumberland Drive  
Valparaiso, IN 46383  
Phone (219) 464-2389 Fax (219) 462-2953

Chain of Custody Record

THE LEADER IN ENVIRONMENTAL TESTING

Client Information			Lab PM:			Carrier Tracking No(s)								
Company Weaver Boos Consultants LLC			Kintz, Robin M			510-14134.1								
Address 4085 Meghan Beeler Court			E-Mail robinm.kintz@testamericainc.com			COC No 510-14134.1								
City South Bend			Phone 574.952.5380			Page								
State, Zip IN, 46628			Due Date Requested:			Job #								
Phone 574-271-3447			TAT Requested (days):			Preservation Codes:								
Email estefanek@weaverboos.com / jslough@weaverboos.com			PO # 0058-373-01			A - HCL B - NaOH C - Zn Acetate D - Nitric Acid E - NaHSO4 F - MeOH G - Anchlor H - Ascorbic Acid I - Ice J - DI Water K - EDTA L - EDA Other:								
Project Name South Bend Former Studebaker Foundry			WO #			M - Hexane N - None O - AsNaO2 P - Na2O4S Q - Na2SO3 R - H2SO4 S - H2SO4 T - TSP Dodecahydrate U - Acetone V - MCAA W - ph 4-5 Z - other (specify)								
Site South Bend Former Studebaker Foundry			Project # 51001692			Special Instructions/Note:								
SSOW#			Field Filtered Sample (Yes or No)			Total Number of containers								
Sample Identification	Sample Date	Sample Time	Sample Type (C=Comp, G=grab)	Matrix (W=water, S=solid, O=wasteoil, BT=Tissue, A=Air)	Preservation Code:	Perform MS/MSD (Yes or No)	8270C, 8270C-SIM -BNAs	6020, 7470 - Metals	8082 - PCBs	8260B - VOCs	8015 - TPH GRO	8015 - TPH ERO	8260B - VOCs (Trip Blanks)	Total/Free Cyanide
710377														
SB0058: TP70: 000020	9/23/11	1015	S	S		N	✓	✓	✓	✓	✓	✓	✓	701020 500-00 59
SB0058: TP70: 040050	9/23/11	1020	S	S		N	✓	✓	✓	✓	✓	✓	✓	85 500-00 28
SB0058: Field Duplicate	9/23	1025	S	S		N	✓	✓	✓	✓	✓	✓	✓	91 500-00 24
SB0058: MS/MSD	9/23	1030	S	S		N	✓	✓	✓	✓	✓	✓	✓	2034 500-00 37
SB0058: TP71: 000020	9/23	1055	S	S		N	✓	✓	✓	✓	✓	✓	✓	95 500-00 28
SB0058: TP71: 040050	9/23	1100	S	S		N	✓	✓	✓	✓	✓	✓	✓	54 500-00 57
SB0058: TP72: 000020	9/23	1115	S	S		N	✓	✓	✓	✓	✓	✓	✓	45 500-00 48
SB0058: TP72: 040050	9/23	1120	S	S		N	✓	✓	✓	✓	✓	✓	✓	27 500-00 30
SB0058: TP73: 000020	9/23	1125	S	S		N	✓	✓	✓	✓	✓	✓	✓	15 500-00 18
SB0058: TP73: 040050	9/23	1130	S	S		N	✓	✓	✓	✓	✓	✓	✓	38 500-00 41
SB0058: TP74: 000020	9/23	1140	S	S		N	✓	✓	✓	✓	✓	✓	✓	

Possible Hazard Identification		Sample Disposal (A fee may be assessed if samples are retained longer than 1 month)	
<input type="checkbox"/> Non-Hazard	<input type="checkbox"/> Flammable	<input type="checkbox"/> Return To Client	<input type="checkbox"/> Disposal By Lab
<input type="checkbox"/> Skin Irritant	<input type="checkbox"/> Poison B	<input type="checkbox"/> Archive For	Months
Deliverable Requested: I, II, III, IV Other (specify)		Special Instructions/QC Requirements:	

Empty Kit Relinquished by:		Date:	
Relinquished by: Jodi Slough	Company: TestAmerica	Date/Time: 9/23/11, 1425	Method of Shipment:
Relinquished by: Jody Slough	Company: TestAmerica	Date/Time: 9/23/11, 1455	
Relinquished by:	Company:	Date/Time:	

Custody Seals Intact		Custody Seal No.:	
<input type="checkbox"/> Yes	<input type="checkbox"/> No		
Cooler Temperature(s) °C and Other Remarks:		See Lab Above cool 9/24	

<b>Client Information</b> Client Contact: Ed Stefanek/Jodi Slough Company: Weaver Boos Consultants LLC Address: 4085 Meghan Beeler Court City: South Bend State, Zip: IN, 46628 Phone: 574-271-3447 Email: estefanek@weaverboos.com / jslough@weaverboos.com Project Name: South Bend Former Studebaker Foundry Site: South Bend Former Studebaker Foundry		Sampler: Jodi Slough Lab PM: Kintz, Robin M Phone: 574.952.5280 E-Mail: robinm.kintz@testamericainc.com		Carrier Tracking No(s): COC No: 510-14134.1 Page: Job #: Preservation Codes: A - HCL B - NaOH C - Zn Acetate D - Nitric Acid E - NaHSO4 F - MeOH G - Amchlor H - Ascorbic Acid I - Ice J - DI Water K - EDTA L - EDA Other: M - Hexane N - None O - AsNaO2 P - Na2O4S Q - Na2SO3 R - Na2S2SO3 S - H2SO4 T - TSP Dodecahydrate U - Acetone V - MCAA W - ph 4.5 Z - other (specify)			
Due Date Requested: TAT Requested (days): PO #: 0058-373-01 WO #: Project #: 51001692 SSOW#:		<b>Analysis Requested</b> Perform MS/MSD (Yes or No) <input checked="" type="checkbox"/> Yes <input type="checkbox"/> No Field Filtered Sample (Yes or No) <input checked="" type="checkbox"/> Yes <input type="checkbox"/> No 8270C, 8270C_SIM - BNAs <input checked="" type="checkbox"/> Yes <input type="checkbox"/> No 6020, 7470 - Metals <input checked="" type="checkbox"/> Yes <input type="checkbox"/> No 8260B - VOCs <input checked="" type="checkbox"/> Yes <input type="checkbox"/> No 8015 - TPH GRO <input checked="" type="checkbox"/> Yes <input type="checkbox"/> No 8015 - TPH ERO <input checked="" type="checkbox"/> Yes <input type="checkbox"/> No 8260B - VOCs (Trip Blanks) <input checked="" type="checkbox"/> Yes <input type="checkbox"/> No Total/Free Cyanide <input checked="" type="checkbox"/> Yes <input type="checkbox"/> No Total Number of containers:					
Sample Identification 70317 SB0058:TP74: 040050 SB0058:TP75: 000020 SB0058:TP75: 040050 SB0058:TP76: 000020 SB0058:TP76: 040050 SB0058:TP77: 000020 SB0058:TP77: 040050 SB0058:TP78: 000020 SB0058:TP78: 040050 SB0058:TP78: 040050 Dec. 11/2008		Sample Date 9/23/11 9/23 9/23 9/23 9/23 9/23 9/23 9/23 9/23 CAB		Sample Time 1145 1315 1320 1330 1335 1345 1350 1400 1405 CAB		Matrix (W=water, S=solid, O=waste/oil, BT=Tissue, A=Air) S S S S S S S S S S S	
Possible Hazard Identification <input type="checkbox"/> Non-Hazard <input type="checkbox"/> Flammable <input type="checkbox"/> Skin Irritant <input type="checkbox"/> Poison B <input checked="" type="checkbox"/> Unknown <input type="checkbox"/> Radiological		Sample Disposal (A fee may be assessed if samples are retained longer than 1 month) <input type="checkbox"/> Return To Client <input type="checkbox"/> Disposal By Lab <input type="checkbox"/> Archive For _____ Months					
Deliverable Requested: I, II, III, IV, Other (specify)		Special Instructions/QC Requirements:					
Empty Kit Relinquished by:		Date:					
Relinquished by: Jodi Slough Relinquished by: Jenny Guntm Relinquished by:		Date/time: 9/23/11 1425 Date/time: 9/23/11 1455 Date/time:		Method of Shipment:			
Custody Seals Intact: <input checked="" type="checkbox"/> Yes <input type="checkbox"/> No		Cooler Temperature(s) °C and Other Remarks:					



# TestAmerica

THE LEADER IN ENVIRONMENTAL TESTING

**Valparaiso**  
 2400 Cumberland Drive  
 Valparaiso, IN 46383  
 Phone: 219-464-2389  
 Fax: 219-462-2953

**Report To:**

Contact: \_\_\_\_\_  
 Company: Deer Woods  
 Address: \_\_\_\_\_  
 Phone: \_\_\_\_\_  
 Fax: \_\_\_\_\_  
 E-Mail: \_\_\_\_\_

**Bill To:**

Contact: \_\_\_\_\_  
 Company: \_\_\_\_\_  
 Address: \_\_\_\_\_  
 Phone: \_\_\_\_\_  
 Fax: \_\_\_\_\_  
 PO#: \_\_\_\_\_  
 Quote: \_\_\_\_\_

Laboratory ID	MS-MSD	Client Sample ID	Sampling		Matrix	Comp/Grab	Refrg # / Cont.	Volume Preserv	Signature:
			Date	Time					
51-50		Trip Blank #1	9/83		W	X			
51-51		Trip Blank #2	9/83		W	X			
51-52		Trip Blank #3	9/83		W	X			
51-53		Trip Blank #4	9/83		W	X			
51-54		Chimney Bank, Mohl #1	9/83		S	X			
51-55		Swampy Middle Bank #2	9/83		S	X			
51-56		Swampy Middle Bank #3	9/83		S	X			
51-57		Swampy Middle Bank #4	9/83		S	X			
ADD Trip Blank and originally on COC. which provided high analytical time used on 9/16/84									

Shaded Areas For Internal Use Only of \_\_\_\_\_

Package Sealed Yes  No  Samples Sealed Yes  No

Received on Ice Yes  No  Samples Intact Yes  No

Temperature °C of Cooler \_\_\_\_\_

See Remarks

Within Hold Time Preserv. Indicated Yes  No  Yes  No  NA

pH Check OK Res Cl<sub>2</sub> Check OK Yes  No  NA  Yes  No  NA

Sample labels and COC Agree COC not present  Yes  No

Additional Analyses / Remarks

5.6	51048-009	5.9
8.5	51048-206	8.8
8.1	51048-169	8.4
3.4	51048-807	3.7
8.5	51048-187	8.8
5.4	51048-009	5.7
4.5	51048-168	4.8
8.7	51050-009	3.0
1.5	51048-808	1.8
3.8	51048-071	4.1

RELINQUISHED BY \_\_\_\_\_ COMPANY \_\_\_\_\_ DATE \_\_\_\_\_ TIME \_\_\_\_\_

RECEIVED BY \_\_\_\_\_ COMPANY \_\_\_\_\_ DATE \_\_\_\_\_ TIME \_\_\_\_\_

Comments

Date Received \_\_\_\_\_ / \_\_\_\_\_ / \_\_\_\_\_

Courier: \_\_\_\_\_ Hand Delivered

Bill of Lading \_\_\_\_\_

Matrix Key  
 WW = Wastewater  
 W = Water  
 S = Soil  
 SL = Sludge  
 MS = Miscellaneous  
 OL = Oil  
 A = Air

SE = Sediment  
 SO = Solid  
 DS = Drum Solid  
 DL = Drum Liquid  
 L = Leachate  
 WI = Wipe  
 O =

Container Key  
 1. Plastic  
 2. VOA Vial  
 3. Sterile Plastic  
 4. Amber Glass  
 5. Widemouth-Glass  
 6. Other

Preservative Key  
 1. HCl, Cool to 4°  
 2. H2SO4, Cool to 4°  
 3. HNO3, Cool to 4°  
 4. NaOH, Cool to 4°  
 5. NaOH/Zn, Cool to 4°  
 6. Cool to 4°  
 7. None

## Login Sample Receipt Checklist

Client: Weaver Boos Consultants LLC

Job Number: 510-70377-2

**Login Number: 70377**

**List Source: TestAmerica Valparaiso**

**List Number: 1**

**Creator: Richter, Debbie D**

Question	Answer	Comment
Radioactivity either was not measured or, if measured, is at or below background	N/A	Lab does not accept radioactive samples.
The cooler's custody seal, if present, is intact.	True	
The cooler or samples do not appear to have been compromised or tampered with.	True	
Samples were received on ice.	True	
Cooler Temperature is acceptable.	True	
Cooler Temperature is recorded.	True	
COC is present.	True	
COC is filled out in ink and legible.	True	
COC is filled out with all pertinent information.	False	Only one Trip Blank was indicated on COC, lab received eight
Is the Field Sampler's name present on COC?	True	
There are no discrepancies between the sample IDs on the containers and the COC.	True	
Samples are received within Holding Time.	True	
Sample containers have legible labels.	True	
Containers are not broken or leaking.	True	
Sample collection date/times are provided.	True	
Appropriate sample containers are used.	True	
Sample bottles are completely filled.	True	
Sample Preservation Verified.	True	
There is sufficient vol. for all requested analyses, incl. any requested MS/MSDs	True	
VOA sample vials do not have headspace or bubble is <6mm (1/4") in diameter.	False	Refer to Job Narrative for details.
Multiphasic samples are not present.	True	
Samples do not require splitting or compositing.	True	
Residual Chlorine Checked.	N/A	Check done at department level as required.