

# Public Safety Update

City of South Bend

January 13, 2026



City of South Bend  
Indiana



# Welcome

## Purpose of the Quarterly Update

1. Provide high-level view of violent crime in each quarter
2. Dive deeper into strategies by SBPD and partners
3. Share information on upcoming events and ways to get involved



# Today's Agenda

- Announcements from the Mayor and Police Chief
- Data Review
- Strategies & Programs
- Events & Engagement



# Announcements from the Mayor and Police Chief



City of South Bend  
Indiana

# Elficers Program Wrap-Up

- Holiday gifts provided to 530+ children in the community, thanks to FOP Lodge #36
- Gifts hand-delivered on 12/23 by SBPD, SBFD and USMC
- Applications for 2026 program to be available after Thanksgiving



# 2026 Spring Citizens Police Academy

- Applications currently open for the 2026 Spring Citizens Police Academy
- Runs March 3 – May 5
  - Tuesday nights at 6:30 p.m.
  - Class will not meet on 4/7 due to Spring Break
- Free to attend
- [Visit South Bend Police Department website – Get Involved to apply](#)



# 2026 Spring Prospect Day

- Next Prospect Day scheduled for Saturday, March 28
- One-day police testing event, covering a majority of the initial testing process
- Visit [SBPoliceJobs.com](https://sbpolicejobs.com) for more information and application



City of South Bend  
Indiana

SOUTH BEND POLICE DEPARTMENT

## SPRING PROSPECT DAY

ONE-DAY POLICE HIRING EVENT



**SATURDAY, MARCH 28**

PHYSICAL AGILITY | WRITTEN TEST | PERSONAL INTERVIEW | ORAL BOARD |  
FINGERPRINTS | SCHEDULE MEDICAL & PSYCHOLOGICAL EVALUATION |  
MEET WITH BACKGROUND INVESTIGATOR FOR PRELIMINARY REVIEW

**SBPOLICEJOBS.COM | APPLY BY MARCH 23**

# Recruitment & Hiring

Measure	2025 Total
Total Number of Hires	21
Total Sworn	254
Total Number of Departures (Retired/Resigned)	13



# Data Review

- Data Note: Data in this section is cumulative for the calendar year, unless otherwise noted. It reflects totals through the end of the most recently completed quarter. Any year-over-year comparisons are made using the same time frame from the previous year (e.g., Q1–Q3 2024 vs. Q1–Q3 2025).



# Gun Violence Snapshot – 2025

574

Gun Violence Incidents

During same period last year: 649

▼ -11.6% YoY

56

Criminally Assaulted Shooting Victims

During same period last year: 62

▼ -9.7% YoY

560

Guns Recovered

During same period last year: 705

▼ -20.6% YoY

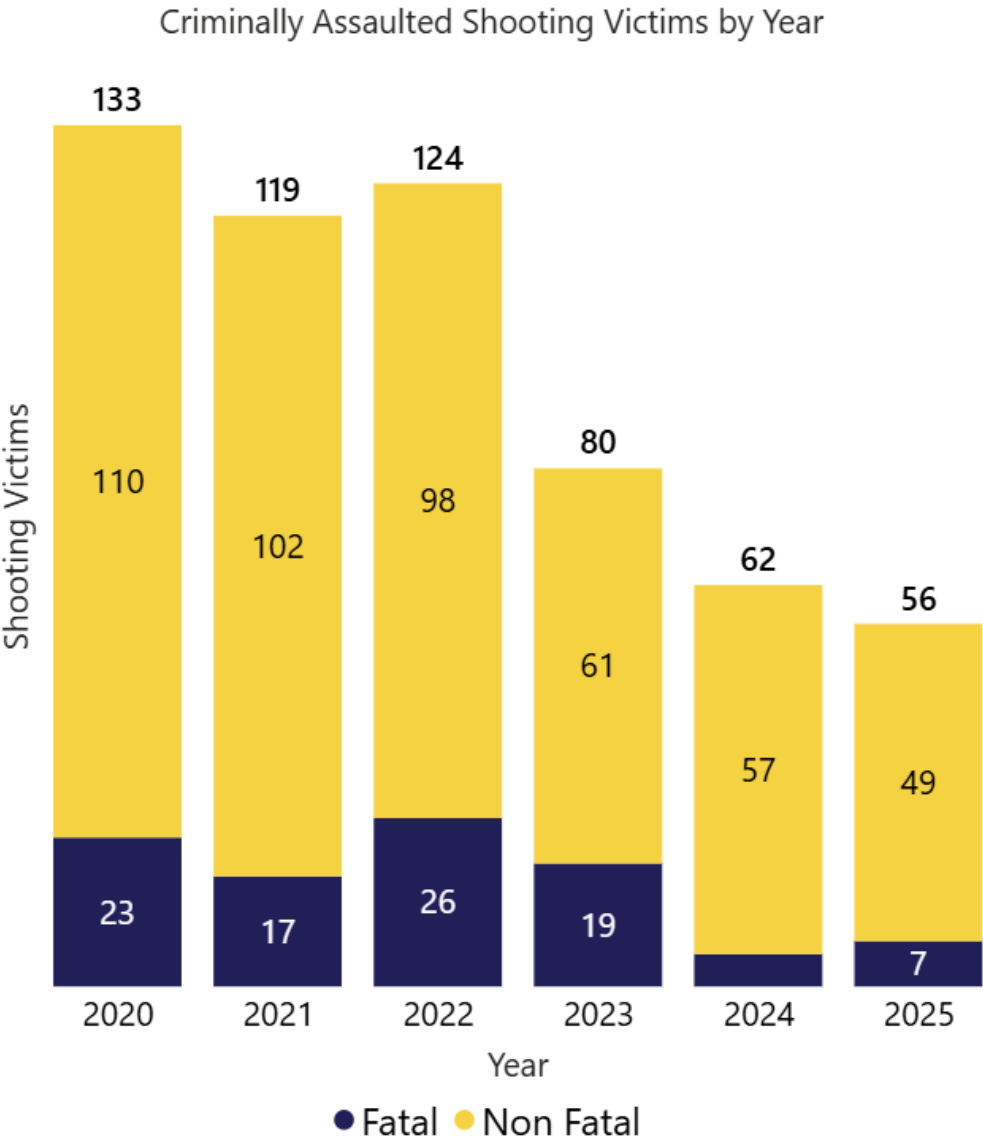
- *Note: Gun violence incidents encompass any incidents involving a gun, making it a broader category than just shootings*
- *Note: Victim counts do not include accidental shootings, suicides or shootings that have been determined as self-defense*



# Criminally Assaulted Shooting (CAS) Victims – 2025

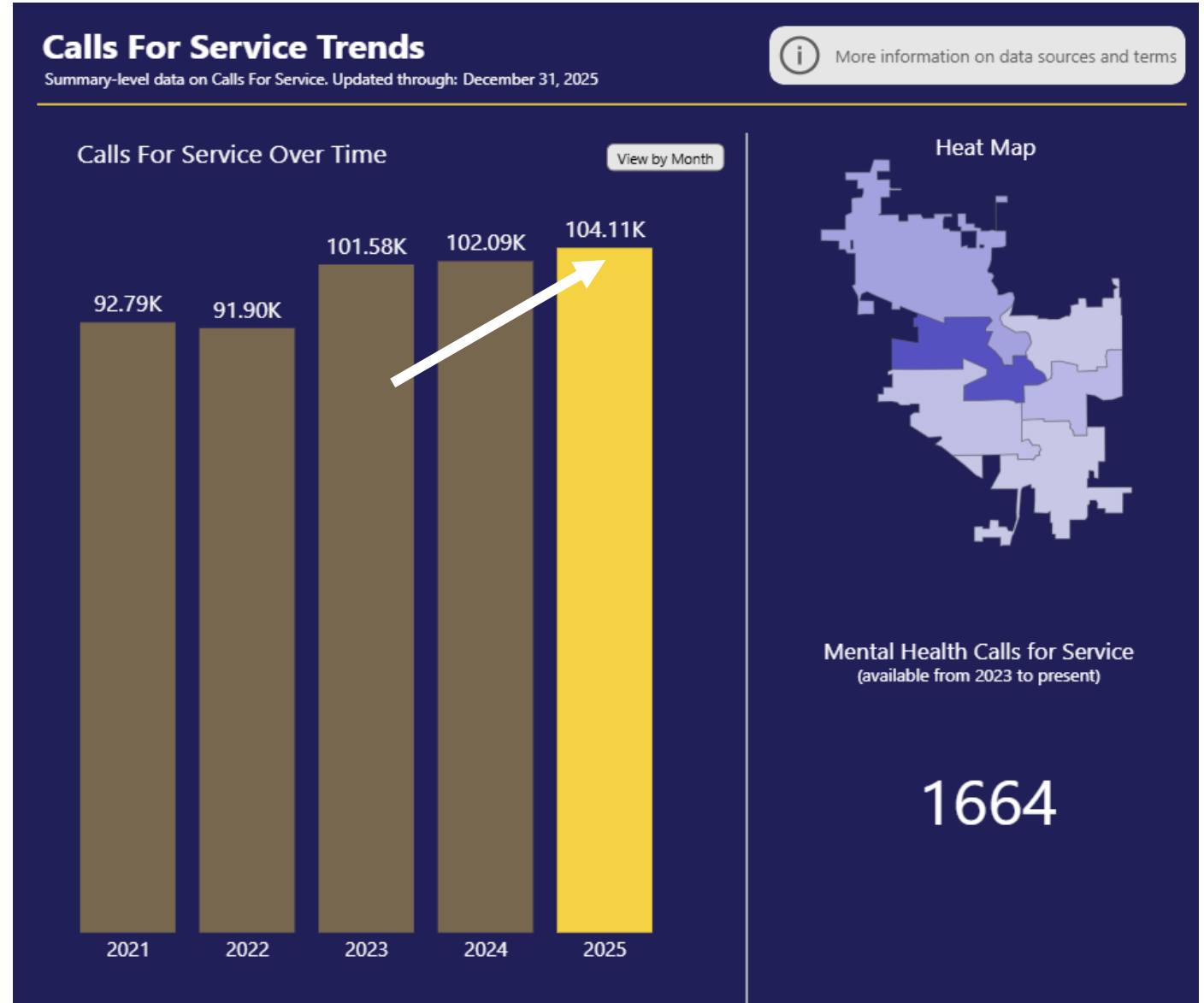
- 2025 saw a continuation of the downward trend in CAS victims that started in 2023
- In 2025, there were 56 criminally assaulted shooting victims
- 7 fatal shootings in 2025

56	Criminally Assaulted Shooting...
During same period last year: 62	
▼ -9.7% YoY	
7	Fatalities
During same period last year: 5	
▲ 40% YoY	
50.0%	Group Member Involved (GMI)
During same period last year: 59.7%	



# 2025 Police Data Trends: *Calls For Service (CFS)*

- Continuing the upward trend from 2024, 2025 saw the highest number of CFS (104.11k) in the past five years
- Mental Health related calls accounted for 1.6% of total CFS
- CFS data can be found on the [Police Data Trends](#) tool on the [Police Transparency Hub](#)



# SBPD Death Investigations Update

	2025 Total	2024
<b>Homicide Investigations</b>	10	8
Justified	2	1
Reckless	1	0
Murder	7	7
<b>Total Death Investigations</b>	16	12
<b>Total Murder Victims</b>	7	7



# Michiana Crime Stoppers Update

2025 Year-End Stats	
Cases	245
Stolen Property/Narcotics Recovered	\$41,915
Rewards Authorized	\$45,450
Arrests	186
Firearms Recovered	16
Victory Over Violence Cases	2



# Strategies & Programs



# Traffic Enforcement & Safety Strategy

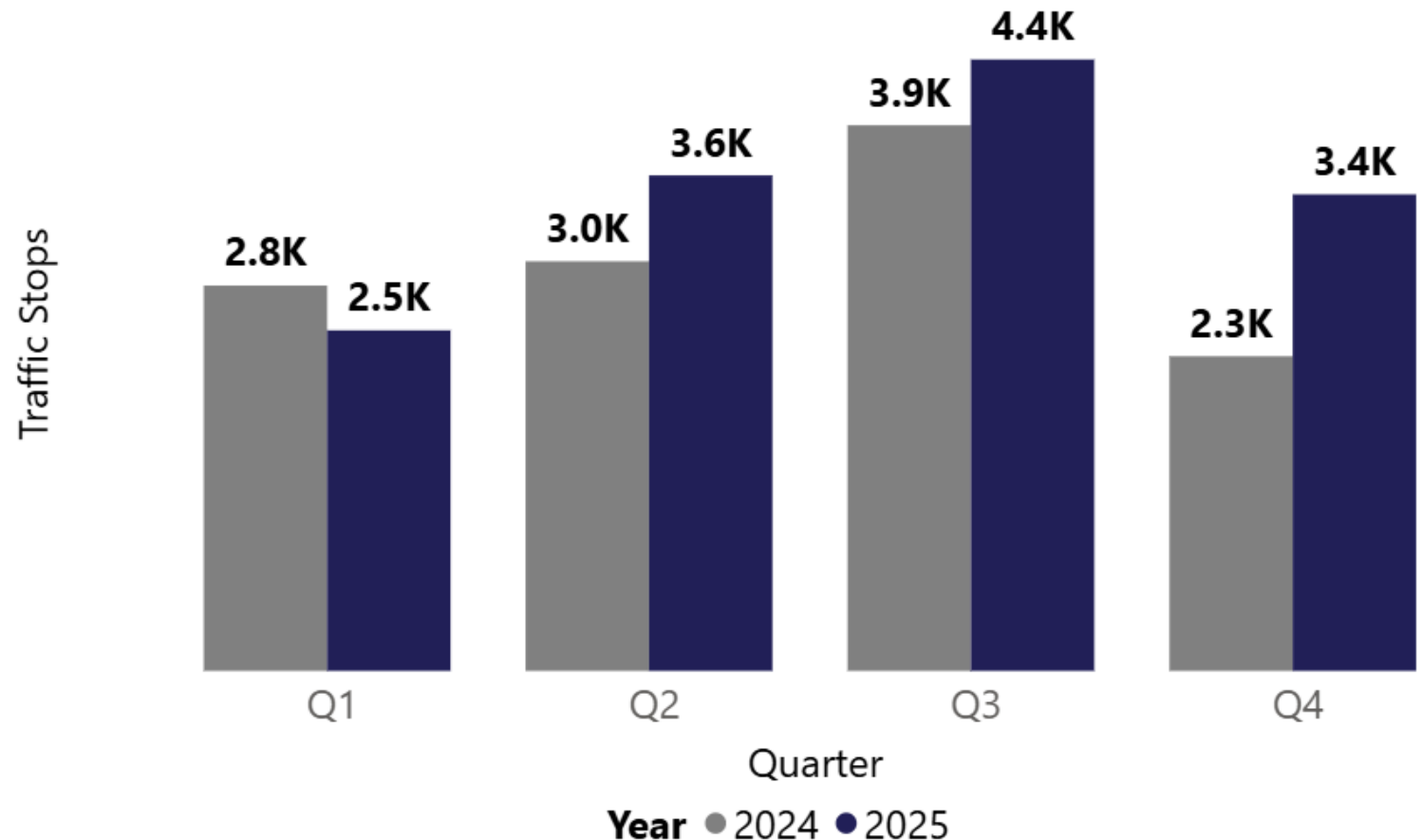
- **13,886** total traffic stops in 2025, for an average of 38 per day
  - 12.1% increase from 2024 (12,391 stops)
- Except for Q1, 2025 quarterly traffic stops exceed 2024



City of South Bend  
Indiana

<b>3.4K</b> Quarterly Traffic Stops	<b>13.9K</b> YTD Traffic Stops
During same quarter last year: 2.3K	During same period last year: 12.4K

Traffic Stops by Quarter and Year

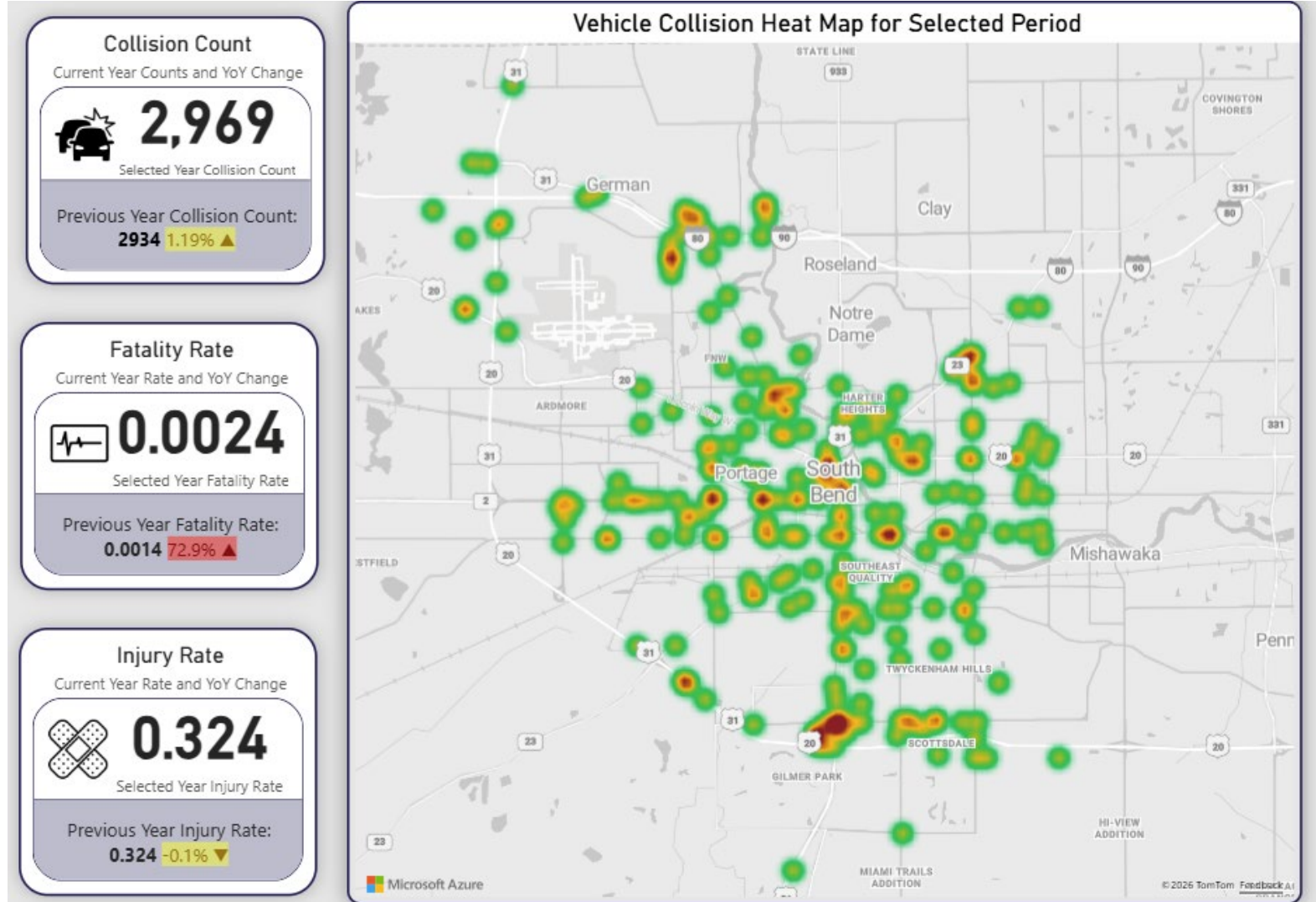


*\*These are stops for traffic violations only*

# Traffic Enforcement & Safety Strategy

## *Vehicle Collisions*

- In 2025, there were 2,969 vehicle collisions. Of these, 0.24% (7) resulted in a fatality, and 32.4% (70) resulted in an injury.
- This slide shows vehicle collision data for 2025
- Visuals include: Collision count, fatality & injury rates, and a heat map



# Traffic Enforcement & Safety Strategy

## Vehicle Collisions

- This slide highlights the top five intersections with the highest number of vehicle collisions for 2025.
- Year over year vehicle collisions decreased at all Focus Intersections, except W Ireland & S Michigan

### Top 5 Intersections by number of Collisions (2025)

Intersection	Collisions
W IRELAND RD, S MICHIGAN ST	21
SOUTH BEND AVE, IRONWOOD RD	19
W SAMPLE ST, LINCOLN WAY E	18
CHAPIN ST, W SAMPLE ST	16
PORTAGE RD, W CLEVELAND RD	15

### Focused Intersection 2024/2025 Comparison

Intersection	2024	2025
CHAPIN ST, W SAMPLE ST	17	16
PORTAGE RD, W CLEVELAND RD	16	15
W IRELAND RD, S MICHIGAN ST	15	21
S MICHIGAN ST, E EWING AVE	14	13
SR 23 HWY, DOUGLAS RD	15	11
W WESTERN AVE, S WALNUT ST	13	11

- Collision count based on a 100ft radius from intersection



# Fusus/Real Time Crime Center (RTCC)

## What

The Real Time Crime Center (RTCC) leverages the Fusus platform to bring together integrated cameras and other public safety related tools in a centralized hub.

## Who

South Bend Police Department

## How

- Uses integrated cameras and other public safety technologies to provide a more real-time understanding of incidents
- 30-day photo retention on cloud server
- Limited users with an administrator for account reviews



# Snapshot of RTCC Case Assists



## SBPD Fusus Usage - Through Q4 2025

Data on when Fusus is noted in a case report as having provided evidence/video footage for a case

578

Total Case Reports Noted Fusus Usage

During same period last year: 242

▲ 138.8% YoY

### Top 5 Offense Categories

Traffic Incident

45%

Aggravated Assault

31%

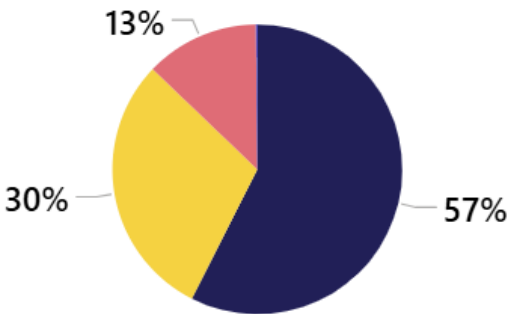
Other Assault

13%

Larceny

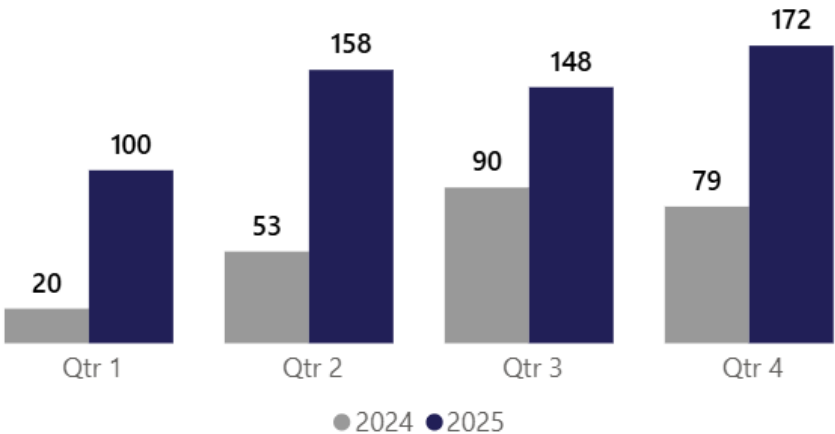
11%

### Usage by Camera Type



● City Integrated ● Partner Integrated ● Both ● Registered Camera

### Usage by Quarter



# RTCC Success Stories

*A few cases demonstrating the value of RTCC integrated cameras*



**Situation:** Assault and Robbery.

**Cameras helped:** Provide robbery footage and a photo of the suspect. Officers in the area were able to locate the suspect, make an arrest, and recover the victim's wallet and cash.

Arrest & Recovery of Items



**Situation:** SBPD received a call regarding masked and armed individuals.

**Cameras helped:** RTCC determine the direction of the vehicle the individuals were travelling in and relay it to officers. Officers in the area located the vehicle and made a stop. Stolen firearms and a switch were in vehicle, resulting in arrests.

Arrest



# Flock LPR

## What

Technology-based crime reduction strategy to develop possible leads in criminal cases and keep community safe from outside threats.

## Who

South Bend Police Department

## How

- Utilizes cameras near major thoroughfares to take photos of the backs of vehicles
- 30-day photo retention on cloud server
- Limited users with an administrator for account reviews



# Snapshot of FLOCK Case Assists

Category	2025 Total	2024 Comparison
Motor Vehicle Thefts	59	48
Aggravated Assaults with Firearm	20	16
Homicide Investigations	5	4
Theft Investigations	22	30
Wanted Parties	10	5
Robbery	6	7
Other	54	41
<b>Total</b>	<b>176</b>	<b>151</b>



# Resource Router

*(previously ShotSpotter Connect)*

## What

Resource Router is a software that provides unbiased, evidence-based direction on where to deploy officers and other department resources and when.

## Who

South Bend Police Department

## How

- Resource Router collects data on **case reports, statements, and evidence** from the **last 24 hours** each morning
- Compares to **current** and **past trends** from the last three years; prioritizing gun violence
- Monitors officer **responsiveness** and **accountability** through GPS



# Resource Router Missions

*ShotSpotter Connect has been renamed to Resource Router*

Measure	2025		2024 Comparison
	Q4	Total	Total
Total number of Resource Router missions	6,671	26,442	26,215
Average number of missions per day	72 (24/shift)		
Missions completed	99.7%	99.2%	99%

- There were a total of **26,442** Resource Router missions in 2025
- SBPD maintained a **99% mission completion rate** and an average of **72 missions per day**



# Have feedback or further questions?

South Bend Police Department

Ashley O'Chap

(574) 235-7527

## Additional Resources



Police Transparency Hub

[southbendin.gov/police-transparency](https://southbendin.gov/police-transparency)



SBPD Facebook

[facebook.com/SouthBendPD](https://facebook.com/SouthBendPD)



SBPD Website

[police.southbendin.gov](https://police.southbendin.gov)



City of South Bend  
Indiana

# Public Safety Update

City of South Bend

January 13, 2026



City of South Bend  
Indiana



# Events & Engagement



# Upcoming Community Engagement Events

Wednesday

12

February

## Monthly Community Crime Stat Meetings

- 2<sup>nd</sup> Wednesday of the month
- 6:30 p.m., SBPD Auditorium

Saturday

26

April

## Spring Prospect Day

- One-day hiring event at SBPD

Friday

14

February

## Application Deadline for Citizens Police Academy

- Class will run Mar 4 – May 6
- South Bend Police Department



City of South Bend  
Indiana