

May DPW Report (May 1-30)

Inclusive Procurement Contracting Board

Department of Public Works Report

1. BPW Awarded Contracts (May 2024)

Four (4) Quotes Awarded, Zero (0) Project Awarded to MBE
One (1) Bid Awarded, Zero (0) Projects had goals

BPW Meeting 05/14/2024

No projects with goals

BPW Meeting 05/28/2024

No projects with goals

2. Project Completion Affidavits for March 2024

Two (2) Projects Closed Out, One (1) Project had goals

	<u>Change in Utilization Plan?</u>	<u>Notes: Reason for change in utilization plan / if no goals why?</u>
BPW Meeting 03/12/2024 N/A		
BPW Meeting 03/26/2024 North Water Treatment Plant Improvements	Yes	MBE 1.165% WBE 4.174% MBE goal met. Reduced work for WBE

3. Total Dollars Committed by MWBE Goals * Dollars paid in current calendar year may be associated with contract awarded in prior years

	2024	Awarded	Paid *
MBE	\$	2,016,721.00	\$ 51,666.19
WBE	\$	1,201,745.33	\$ 523,878.10
	\$	3,218,466.33	\$ 575,544.29

4. Comparison of January - May 2024 vs January - May 2023

	2024	2023	2024-2023
	January-May	January-May	Difference
Quantity of MBEs utilized	5	7	2.00
Quantity of WBEs utilized	7	14	7.00
Quantity of Primes utilized	14	14	0.00
MBEs Paid	\$ 51,666.19	\$ 694,609.17	-93%
WBEs Paid	\$ 523,878.10	\$ 1,100,059.38	-52%
Primes Paid	\$ 13,419,999.22	\$ 5,675,090.81	136%
Total Payments	\$ 13,995,543.51	\$ 7,469,759.36	87%

Utilized 2 less MBE in 2024 than in 2023

Utilized 7 less WBE in 2024 than in 2023

Utilized equal Primes in 2024 than in 2023

MBEs were paid 93% less in 2024 than in 2023

WBEs were paid 52% less in 2024 than in 2023

Primes were paid 136% more in 2024 than in 2023

Total project spend was 87% more in 2024 than in 2023

5. Challenges (if any)

Relative Capacity of certified contractors

6. Projects on the Horizon

May (RTA)

BPW Meeting 05/14/2024

Downtown South Bend to Notre Dame Trail Wayfinding Signs

Grand Trunk Western Railroad Water Main Replacmeent at Greenlawn Ave. and S. 30th St.

East Bank Trail Over Leeper Ave. Deck Replacement

CSO 22 Control Valve Replacement

BPW Meeting 05/28/2024

2024 Sewer and Manhole Rehabilitation

For Credit Contract Awards By Department, Type, Category, Goal Type, Vendor Type, Ethnicity & Gender

For credit primes and subcontractors on contracts awarded between 1/1/2024 and 5/31/2024

Department of Public Works Construction						
Contract Category	Goal Type	Vendor Type	Ethnicity	Gender	Award Amount	Vendor Count
Building Improvements	MBE	Subcontractor	Black American	Female	\$6,064	1
Building Improvements	MBE	Subcontractor	Hispanic American	Female	\$20,000	1
Streets and Alleys	MBE	Subcontractor	Black American	Female	\$27,360	10
Building Improvements	MBE	Subcontractor	Black American	Male	\$20,164	2
Major Projects	MBE	Subcontractor	Unassigned	Male	\$26,893	1
Major Projects	MBE	Subcontractor	Unassigned	Unassigned	\$251,163	1
Streets and Alleys	MBE	Subcontractor	Unassigned	Unassigned	\$1,665,077	3
MBE Award					\$ 2,016,721	
Building Improvements	WBE	Subcontractor	Black American	Female	\$20,755	1
Building Improvements	WBE	Subcontractor	Caucasian	Female	\$69,980	2
Major Projects	WBE	Subcontractor	Black American	Female	\$97,750	1
Major Projects	WBE	Subcontractor	Caucasian	Female	\$32,576	1
Streets and Alleys	WBE	Subcontractor	Black American	Female	\$57,500	1
Streets and Alleys	WBE	Prime	Caucasian	Female	\$408,992	4
Streets and Alleys	WBE	Subcontractor	Caucasian	Female	\$514,192	6
WBE Award					\$ 1,201,745	
Total MWBE Payments					\$3,218,466	

For Credit Contract Payments By Department, Type, Category, Goal Type, Vendor Type, Ethnicity & Gender

For credit primes and subcontractors on contracts awarded between 1/1/2024 and 5/31/2024

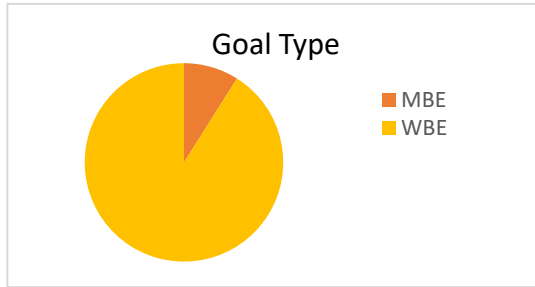
Department of Public Works Construction						
Contract Category	Goal Type	Vendor Type	Ethnicity	Gender	Award Amount	Vendor Count
Building Improvements	MBE	Subcontractor	Hispanic American	Female	\$828	1
Land Improvements	MBE	Subcontractor	Black American	Female	\$1,000	1
Major Projects	MBE	Subcontractor	Black American	Female	\$10,192	2
Building Improvements	MBE	Subcontractor	Black American	Male	\$2,728	1
Land Improvements	MBE	Subcontractor	Black American	Male	\$1,936	1
Major Projects	MBE	Subcontractor	Black American	Male	\$13,980	2
Major Projects	MBE	Subcontractor	Unassigned	Unassigned	\$11,900	1
Streets and Alleys	MBE	Prime	Unassigned	Unassigned	\$9,103	1
			MBE Award		\$51,666	
Building Improvements	WBE	Subcontractor	Hispanic American	Female	\$26,000	1
Land Improvements	WBE	Subcontractor	Caucasian	Female	\$51,319	4
Major Projects	WBE	Subcontractor	Caucasian	Female	\$76,600	4
Streets and Alleys	WBE	Subcontractor	Caucasian	Female	\$382,768	16
Major Projects	WBE	Prime	Caucasian	Female	(\$12,809)	1
			WBE Award		\$523,878	
			Total MWBE Payments		\$575,544	

Contractor Payment Summary

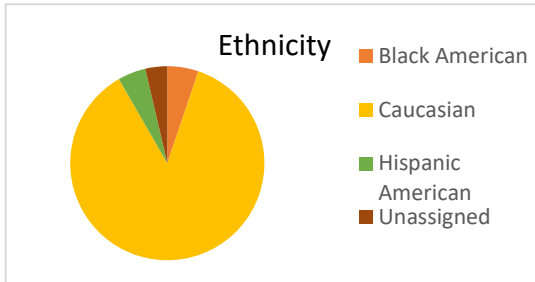
List of primes and subcontractors that received payment between 1/1/2024 and 5/31/2024.

Total For Credit: \$575,544

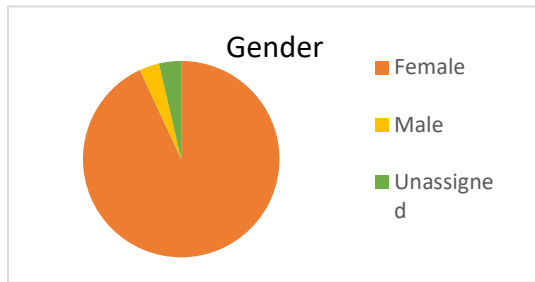
Goal Type	Payments For Credit
MBE	\$51,666
WBE	\$523,878



Ethnicity	Payments For Credit
Unassigned	\$21,003
Black American	\$29,835
Caucasian	\$497,878
Hispanic American	\$26,828



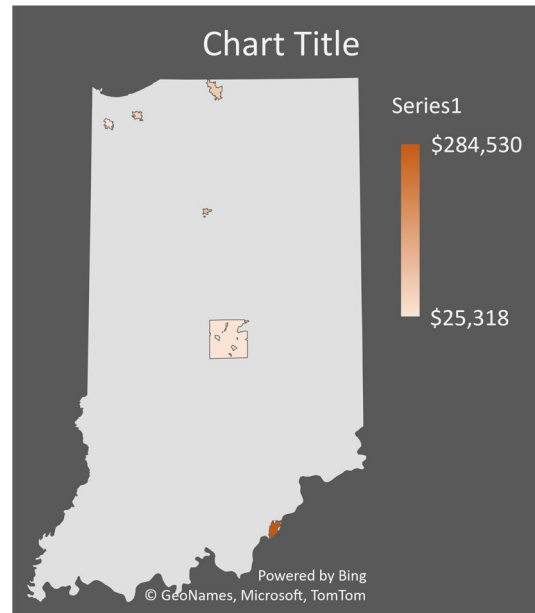
Gender	Payments For Credit
Unassigned	\$21,003
Female	\$535,898
Male	\$18,643



State	Payments For Credit
IN	\$575,544

City	Payments For Credit
Crown Point	\$25,318
Indianapolis	\$26,828
Jeffersonville	\$284,530
Logansport	\$102,415
South Bend	\$74,013
Valparaiso	\$62,441

Total Payments For Credit \$575,544



Comparative Contractor Payment Summary Over The Same Time Period (January-May)

MBE Total 2024 Payments January to May	\$51,666
MBE Total 2023 Payments January to May	\$694,609

2024

List of primes and subcontractors that received payment between 1/1/2024 and 5/31/2024.

Business Name	City	State	Goal Type	Ethnicity	Gender	Payments	Payments For Credit
1ST CLASS LOGISTICS LLC	SOUTH BEND	IN	MBE	Black American	Male	\$18,643	\$18,643
JBL SIGNALS AND LIGHTING, LLC	SOUTH BEND	IN	MBE			\$21,003	\$21,003
JMH ROOFING COMPANY, INC	INDIANAPOLIS	IN	MBE	Hispanic American	Female	\$828	\$828
KENNEDY EXPRESSLINE INC	SOUTH BEND	IN	MBE	Black American	Female	\$2,433	\$2,433
V & R TRUCKING, INC.	SOUTH BEND	IN	MBE	Black American	Female	\$8,760	\$8,760

2024 MBE Total

\$51,666

2023

List of primes and subcontractors that received payment between 1/1/2023 and 5/31/2023.

Business Name	City	State	Goal Type	Ethnicity	Gender	Payments	Payments For Credit
1ST CLASS LOGISTICS LLC	SOUTH BEND	IN	MBE	Black American	Male	\$116,537	\$116,537
AMGI, LLC	NEW PALESTINE	IN	MBE	Black American	Male	\$65,278	\$65,278
C. LEE CONSTRUCTION SERVICES, INC.	GARY	IN	MBE	Black American	Male	\$10,420	\$10,420
D A DODD LLC	ROLLING PRAIRIE	IN	MBE		Male	\$165,596	\$165,596
JBL SIGNALS AND LIGHTING, LLC	SOUTH BEND	IN	MBE			\$318,530	\$318,530
JMH ROOFING COMPANY, INC	INDIANAPOLIS	IN	MBE	Hispanic American	Female	\$14,166	\$14,166
V & R TRUCKING, INC.	SOUTH BEND	IN	MBE	Black American	Female	\$4,082	\$4,082

2023 MBE Total

\$694,609

Comparative Contractor Payment Summary Over The Same Time Period (January-May)

WBE Total 2024 Payments January to May	\$523,878
WBE Total 2023 Payments January to May	\$1,100,059

2024

List of primes and subcontractors that received payment between 1/1/2024 and 5/31/2024.

Business Name	City	State	Goal Type	Ethnicity	Gender	Payments	Payments For Credit
C E HUGHES MILLING, INC.	JEFFERSONVILLE	IN	WBE	Caucasian	Female	\$284,530	\$284,530
HAWK ENTERPRISES, INC.	CROWN POINT	IN	WBE	Caucasian	Female	\$25,318	\$25,318
JMH ROOFING COMPANY, INC	INDIANAPOLIS	IN	WBE	Hispanic American	Female	\$26,000	\$26,000
MODERN EDGE LLC	VALPARAISO	IN	WBE	Caucasian	Female	\$62,441	\$62,441
RITSCHARD BROS., INC.	SOUTH BEND	IN	WBE	Caucasian	Female	(\$12,809)	(\$12,809)
SLUSSERS GREEN THUMB, INC.	LOGANSPOUT	IN	WBE	Caucasian	Female	\$102,415	\$102,415
STATE BARRICADING, INC.	SOUTH BEND	IN	WBE	Caucasian	Female	\$35,983	\$35,983

2024 WBE Total \$523,878

2023

List of primes and subcontractors that received payment between 1/1/2023 and 5/31/2023.

Business Name	City	State	Goal Type	Ethnicity	Gender	Payments	Payments For Credit
BUC CONSTRUCTION SUPPLY, INC.	LAFAYETTE	IN	WBE	Caucasian	Female	\$34,013	\$34,013
C E HUGHES MILLING, INC.	JEFFERSONVILLE	IN	WBE	Caucasian	Female	\$39,105	\$39,105
CARPET SERVICE OUTLET INC.	SOUTH BEND	IN	WBE	Caucasian	Female	\$15,000	\$15,000
HAWK ENTERPRISES, INC.	CROWN POINT	IN	WBE	Caucasian	Female	\$3,300	\$3,300
JMH ROOFING COMPANY, INC	INDIANAPOLIS	IN	WBE	Hispanic American	Female	\$31,127	\$31,127
MIDWEST RENTALS, INC.	LAFAYETTE	IN	WBE	Caucasian	Female	\$1,500	\$1,500
MONTGOMERY TRUCKING INC., OF INDIANA	FORT WAYNE	IN	WBE	Caucasian	Female	\$65,933	\$65,933
RITSCHARD BROS., INC.	SOUTH BEND	IN	WBE	Caucasian	Female	\$539,818	\$539,818
RITSCHARD BROS., INC.	SOUTH BEND	IN	WBE			(\$157,906)	\$0
ROCHELLE BOWYER	PERU	IN	WBE	Caucasian	Female	\$7,514	\$7,514
SLUSSERS GREEN THUMB, INC.	LOGANSPOUT	IN	WBE	Caucasian	Female	\$302,024	\$302,024
STATE BARRICADING, INC.	SOUTH BEND	IN	WBE	Caucasian	Female	\$23,654	\$23,654
TRAFFIC CONTROL SPECIALISTS, LLC DBA HIGH STAR	KNOX	IN	WBE	Caucasian	Female	\$33,753	\$33,753
V & R TRUCKING, INC.	SOUTH BEND	IN	WBE	Black American	Female	\$3,319	\$3,319

2023 WBE Total \$1,100,059

Comparative Contractor Payment Summary Over The Same Time Period (January-May)

Prime Total 2024 Payments January to May	\$13,419,999
Prime Total 2023 Payments January to May	\$5,675,091

2024

List of primes and subcontractors that received payment between 1/1/2024 and 5/31/2024.

Business Name	City	State	Goal Type	Ethnicity	Gender	Payments	Payments For Credit
BOWEN ENGINEERING CORP	INDIANAPOLIS	IN				\$142,753	\$0
C&E EXCAVATING	ELKHART	IN				\$1,648,207	\$0
C.H. GARMONG & SON, INC.	TERRE HAUTE	IN				\$5,706,771	\$0
GEOGRAPH INDUS INC	HARRISON	OH				\$54,576	\$0
HRP CONSTRUCTION, INC.	SOUTH BEND	IN				\$344,961	\$0
J.W. WERNTZ & SON, INC.	SOUTH BEND	IN				\$28,738	\$0
MAJORITY BUILDERS	SOUTH BEND	IN				\$100,135	\$0
MILESTONE CONTRACTORS NORTH, INC	SOUTH BEND	IN				\$2,175,737	\$0
PREMIUM CONCRETE SERVICES, INC	ELKHART	IN				\$375,482	\$0
R. YODER CONSTRUCTION	NAPPANEE	IN				\$890,046	\$0
RAM CONSTRUCTION SERVICES OF MICHIGAN, INC.	LIVONIA	MI				\$40,359	\$0
RIETH-RILEY CONSTRUCTION CO., INC.	SOUTH BEND	IN				\$1,736,647	\$0
SELGE CONSTRUCTION CO INC	NILES	MI				\$49,858	\$0
SLATILE ROOFING AND SHEET METAL CO., INC.	SOUTH BEND	IN				\$125,731	\$0

2024 Prime Total

\$13,419,999

2023

List of primes and subcontractors that received payment between 1/1/2023 and 5/31/2023.

Business Name	City	State	Goal Type	Ethnicity	Gender	Payments	Payments For Credit
ACCULEVEL COMMERCIAL GROUP, INC.	ROSSVILLE	IN				(\$1,500)	\$0
ACORN LANDSCAPING, LLC	SOUTH BEND	IN				\$86,809	\$0
BOWEN ENGINEERING CORP	INDIANAPOLIS	IN				\$1,864,713	\$0
GIBSON-LEWIS, LLC	MISHAWAKA	IN				\$945,983	\$0
HRP CONSTRUCTION, INC.	SOUTH BEND	IN				\$109,569	\$0
J.W. WERNTZ & SON, INC.	SOUTH BEND	IN				\$86,213	\$0
MILESTONE CONTRACTORS LP	INDIANAPOLIS	IN				\$14,174	\$0
MILESTONE CONTRACTORS NORTH, INC	SOUTH BEND	IN				\$854,354	\$0
PREMIUM CONCRETE SERVICES, INC	ELKHART	IN				\$133,911	\$0
RIETH-RILEY CONSTRUCTION CO., INC.	SOUTH BEND	IN				\$904,714	\$0
RITSCHARD BROS., INC.	SOUTH BEND	IN				(\$127,850)	\$0
SLATILE ROOFING AND SHEET METAL CO., INC.	SOUTH BEND	IN				\$94,406	\$0
THE ROBERT HENRY CORPORATION	SOUTH BEND	IN				\$280,227	\$0
VIKING PAINTING, LLC	OMAHA	NE				\$429,368	\$0

2023 Prime Total

\$5,675,091