

September DPW Report (August 1-29)
Inclusive Procurement Contracting Board
Department of Public Works Report

1. BPW Awarded Contracts (August 2023)

Two (2) Projects and Five (5) Divisions Awarded, Two (2) Projects and Five (5) Divisions had goals
 Two (2) Projects and Five (5) Divisions met calculated goals
 Zero (0) Projects met goals through GFE waiver

BPW Meeting 8/8/2023

2023 Concrete Repairs for \$2,799,000
 Calculated Goals were met MBE 2.5% and WBE 5.1%

BPW Meeting 8/22/2023

2023 Curb and Sidewalk Program for \$973,418
 Division A Calculated Goals were met MBE 4.68% and WBE 3.5%
 Division B Calculated Goals were met MBE 5.25% and WBE 3.7%
 Division C Calculated Goals were met MBE 5.15% and WBE 3.6%
 Division D Calculated Goals were met MBE 5.08% and WBE 3.5%
 Division E Calculated Goals were met MBE 5.25% and WBE 3.7%

2. Project Completion Affidavits for August 2023

Two (2) Projects closed out, Two (2) Project had goals
 Zero (0) Projects had a change in Utilization Plan

	<u>Change in</u>	<u>Notes: Reason for change in utilization plan / If no goals why?</u>
	<u>Utilization Plan?</u>	
BPW Meeting 8/8/2023		
No Projects Closed Out		
BPW Meeting 8/22/2023		
Four Winds Field Player Facility	No	MBE goal was met. WBE goal was granted GFE waiver.
Morris Performing Arts Center Carpet	No	MBE goal was met via GFE waiver. WBE goal was met.

3. Total Dollars Committed by MWBE Goals

<u>2023</u>	<u>Awarded</u>	<u>Paid</u>
MBE	\$1,181,435	\$1,028,366
WBE	\$1,150,011	\$1,335,900
	\$2,331,446	\$2,364,267

4. Comparison of January-August 2023 vs. January - August 2022

	2023 January-August	2022 January-August	2023-2022 Difference
Quantity of MBEs utilized	8	7	1
Quantity of WBEs utilized	13	11	2
Quantity of Primes Utilized	14	15	-1
MBEs Paid	\$ 1,028,366.48	\$ 280,268.85	367%
WBEs Paid	\$ 1,335,900.47	\$ 316,394.49	422%
Primes Paid	\$ 5,725,302.03	\$ 8,009,672.33	71%
Total Payments	\$ 8,089,568.98	\$ 8,606,335.67	94%

Utilized 1 more MBE in 2023 than in 2022
 Utilized 2 more WBEs in 2023 than in 2022
 Utilized 1 less Prime in 2023 than in 2022

MBEs were paid 370% more in 2023 than in 2022
WBEs were paid 420% more in 2023 than in 2022
 Primes were paid 30% less in 2023 than in 2022
 Total project spend was approximately the same (6% less) in 2023 than in 2022.

5. Challenges (if any)

N/A

6. Projects on the Horizon

August (RTA)

BPW Meeting 8/8/2023

- Youth Services Bureau and South Bend Thrive Subdivision Infrastructure Improvements
- Four Winds Field Renovation & Expansion CMC RFP
- VPA 2023 Splashpad Renovations

BPW Meeting 8/22/2023

- Wastewater CNG Compressor Upgrade
- Liberty Tower Tiff Project - Parking Garage

For Credit Contract Award By Department, Type, Category, Goal Type, Vendor Type, Ethnicity & Gender

For credit primes and subcontractors on contracts awarded between 1/1/2023 and 8/29/2023

Report run 8/29/2023

Department of Public Works Construction						
Contract Category	Goal Type	Vendor Type	Ethnicity	Gender	Award Amount	Vendor Count
Major Projects	MBE	Subcontractor	Black American	Female	\$20,000	1
Land Improvements	MBE	Subcontractor	Black American	Female	\$16,000	2
Building Improvements	MBE	Subcontractor	Hispanic American	Female	\$12,763	2
Major Projects	MBE	Subcontractor	Hispanic American	Female	\$42,250	1
Streets and Alleys	MBE	Subcontractor	Black American	Male	\$171,740	22
Building Improvements	MBE	Subcontractor	Black American	Male	\$44,762	1
Land Improvements	MBE	Subcontractor	Black American	Male	\$29,126	4
Major Projects	MBE	Subcontractor	Black American	Male	\$30,919	2
Streets and Alleys	MBE	Subcontractor	*Unassigned	*Unassigned	\$813,875	1
			<i>*JBL Signals and Lighting LLC</i>			
			MBE Award		\$1,181,435	
Streets and Alleys	WBE	Subcontractor	Black American	Female	\$3,200	1
Building Improvements	WBE	Subcontractor	Hispanic American	Female	\$29,593	2
Streets and Alleys	WBE	Subcontractor	Caucasian	Female	\$833,707	26
Building Improvements	WBE	Subcontractor	Caucasian	Female	\$1,500	1
Land Improvements	WBE	Subcontractor	Caucasian	Female	\$121,655	5
Major Projects	WBE	Subcontractor	Caucasian	Female	\$160,357	4
			WBE Award		\$1,150,011	
			Total MWBE Award		\$2,331,446	

For Credit Contract Payments By Department, Type, Category, Goal Type, Vendor Type, Ethnicity & Gender

For credit and paid primes and subcontractors between 1/1/2023 and 8/29/2023

Report run 8/29/2023

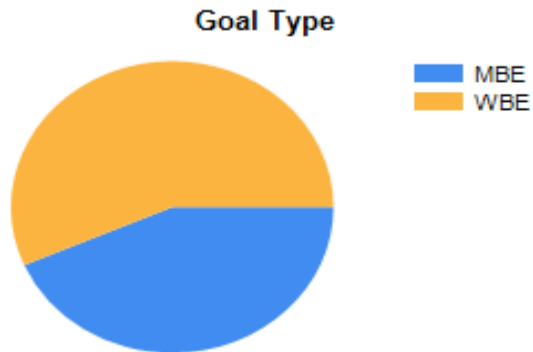
Department of Public Works Construction						
Contract Category	Goal Type	Vendor Type	Ethnicity	Gender	Award Amount	Vendor Count
Major Projects	MBE	Subcontractor	Black American	Male	\$25,283	1
Streets and Alleys	MBE	Subcontractor	Black American	Male	\$231,733	20
Building Improvements	MBE	Subcontractor	Black American	Male	\$73,218	3
Land Improvements	MBE	Subcontractor	Black American	Male	\$7,338	3
Building Improvements	MBE	Subcontractor	Hispanic American	Female	\$14,166	2
Streets and Alleys	MBE	Subcontractor	Black American	Female	\$16,211	2
Building Improvements	MBE	Subcontractor	Black American	Female	\$920	1
Building Improvements	MBE	Subcontractor	Unassigned <i>*D A Dodd LLC (Native American)</i>	Male	\$165,596	1
Streets and Alleys	MBE	Subcontractor	Unassigned <i>*JBL Signals and Lighting, LLC</i>	Unassigned	\$466,965	1
Streets and Alleys	MBE	Prime	Unassigned <i>*JBL Signals and Lighting, LLC</i>	Unassigned	\$26,937	1
MBE Payments					\$1,028,366	
Land Improvements	WBE	Subcontractor	Black American	Female	\$4,455	1
Building Improvements	WBE	Subcontractor	Hispanic American	Female	\$31,127	2
Land Improvements	WBE	Subcontractor	Caucasian	Female	\$267,781	7
Streets and Alleys	WBE	Subcontractor	Caucasian	Female	\$429,525	14
Building Improvements	WBE	Subcontractor	Caucasian	Female	\$35,711	4
Land Improvements	WBE	Prime Self Perform	Caucasian	Female	\$118,260	1
Major Projects	WBE	Prime Self Perform	Caucasian	Female	\$434,041	1
Building Improvements	WBE	Prime Self Perform	Caucasian	Female	\$15,000	1
WBE Payments					\$1,335,900	
Total MWBE Payments					\$2,364,267	

Contractor Payment Summary

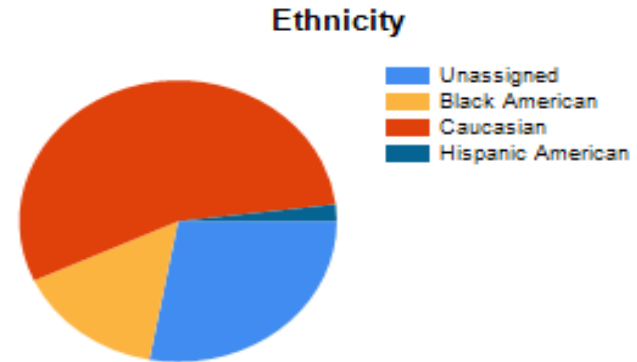
List of primes and subcontractors that received payment between 1/1/2023 and 8/29/2023.

Total For Credit: \$2,364,267

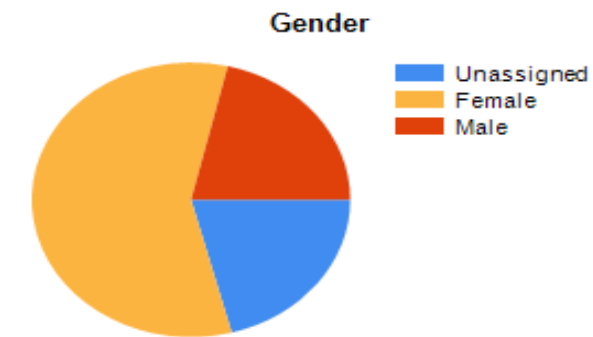
Goal Type	Payments For Credit
MBE	\$1,028,366
WBE	\$1,335,900



Ethnicity	Payments For Credit
Unassigned	\$659,498
Black American	\$359,157
Caucasian	\$1,300,319
Hispanic American	\$45,293



Gender	Payments For Credit
Unassigned	\$493,902
Male	\$503,167
Female	\$1,367,198



State	Payments For Credit
IN	\$2,364,267

City	Payments For Credit
Crown Point	\$117,044
Fort Wayne	\$67,167
Gary	\$51,956
Indianapolis	\$45,293
Jeffersonville	\$116,931
Knox	\$38,704
Lafayette	\$35,513
Logansport	\$303,961
New Palestine	\$65,278
Peru	\$30,044
Rolling Prairie	\$165,596
South Bend	\$1,326,779

Total Payments For Credit: \$2,364,267

Comparative Contractor Payment Summary Over The Same Time Period (January-August)

MBE Total 2023 Payments January to August	\$1,028,366
MBE Total 2022 Payments January to August	\$280,269

2023

List of primes and subcontractors that received payment between 1/1/2023 and 8/29/2023.

Business Name	City	State	Goal Type	Ethnicity	Gender	All Payments	Payments For Credit
1ST CLASS LOGISTICS LLC	SOUTH BEND	IN	MBE	Black American	Male	\$196,632	\$196,632
AMGI, LLC	NEW PALESTINE	IN	MBE	Black American	Male	\$65,278	\$65,278
C. LEE CONSTRUCTION SERVICES, INC.	GARY	IN	MBE	Black American	Male	\$51,956	\$51,956
D A DODD LLC	ROLLING PRAIRIE	IN	MBE	Unassigned	Male	\$165,596	\$165,596
JBL SIGNALS AND LIGHTING, LLC	SOUTH BEND	IN	MBE	Unassigned	Unassigned	\$493,902	\$493,902
JMH ROOFING COMPANY, INC	INDIANAPOLIS	IN	MBE	Hispanic American	Female	\$14,166	\$14,166
KENNEDY EXPRESSLINE INC	SOUTH BEND	IN	MBE	Black American	Male	\$23,705	\$23,705
V & R TRUCKING, INC.	SOUTH BEND	IN	MBE	Black American	Female	\$17,131	\$17,131

2023 MBE Total

\$1,028,366

2022

List of primes and subcontractors that received payment between 1/1/2022 and 8/29/2022.

Business Name	City	State	Goal Type	Ethnicity	Gender	Payments	Payments For Credit
1ST CLASS LOGISTICS LLC	SOUTH BEND	IN	MBE	Black American	Male	\$146,227	\$146,227
C. LEE CONSTRUCTION SERVICES, INC.	GARY	IN	MBE	Black American	Male	\$22,214	\$22,214
DLZ INDUSTRIAL, LLC	BURNS HARBOR	IN	MBE	Subcontinent Asian Ame	Male	\$6,825	\$6,825
JBL SIGNALS AND LIGHTING, LLC	SOUTH BEND	IN	MBE	Unassigned		\$6,116	\$6,116
KENNEDY EXPRESSLINE INC	SOUTH BEND	IN	MBE	Black American	Male	\$4,693	\$4,693
TRUCKS R US	SOUTH BEND	IN	MBE	Caucasian	Male	\$2,801	\$2,801
V & R TRUCKING, INC.	SOUTH BEND	IN	MBE	Black American	Female	\$91,394	\$91,394

2022 MBE Total

\$280,269

Comparative Contractor Payment Summary Over The Same Time Period (January-August)

WBE Total 2023 Payments January to August	\$1,335,900
WBE Total 2022 Payments January to August	\$316,394

2023

List of primes and subcontractors that received payment between 1/1/2023 and 8/29/2023.

Business Name	City	State	Goal Type	Ethnicity	Gender	All Payments	Payments For Credit
BUC CONSTRUCTION SUPPLY, INC.	LAFAYETTE	IN	WBE	Caucasian	Female	\$34,013	\$34,013
C E HUGHES MILLING, INC.	JEFFERSONVILLE	IN	WBE	Caucasian	Female	\$116,931	\$116,931
CARPET SERVICE OUTLET INC.	SOUTH BEND	IN	WBE	Caucasian	Female	\$15,000	\$15,000
HAWK ENTERPRISES, INC.	CROWN POINT	IN	WBE	Caucasian	Female	\$117,044	\$117,044
JMH ROOFING COMPANY, INC	INDIANAPOLIS	IN	WBE	Hispanic American	Female	\$31,127	\$31,127
MIDWEST RENTALS, INC.	LAFAYETTE	IN	WBE	Caucasian	Female	\$1,500	\$1,500
MONTGOMERY TRUCKING INC.	FORT WAYNE	IN	WBE	Caucasian	Female	\$67,167	\$67,167
RITSCHARD BROS., INC.	SOUTH BEND	IN	WBE	Caucasian	Female	\$552,301	\$552,301
ROCHELLE BOWYER	PERU	IN	WBE	Caucasian	Female	\$30,044	\$30,044
SLUSSERS GREEN THUMB, INC.	LOGANSPOUT	IN	WBE	Caucasian	Female	\$303,961	\$303,961
STATE BARRICADING, INC.	SOUTH BEND	IN	WBE	Caucasian	Female	\$23,654	\$23,654
TRAFFIC CONTROL SPECIALISTS, INC	KNOX	IN	WBE	Caucasian	Female	\$38,704	\$38,704
V & R TRUCKING, INC.	SOUTH BEND	IN	WBE	Black American	Female	\$4,455	\$4,455

2023 WBE Total

\$1,335,900

2022

List of primes and subcontractors that received payment between 1/1/2022 and 8/29/2022.

Business Name	City	State	Goal Type	Ethnicity	Gender	All Payments	Payments For Credit
BUC CONSTRUCTION SUPPLY, INC.	LAFAYETTE	IN	WBE	Caucasian	Female	\$244,315	\$244,315
C E HUGHES MILLING, INC.	JEFFERSONVILLE	IN	WBE	Caucasian	Female	\$36,134	\$36,134
HAWK ENTERPRISES, INC.	CROWN POINT	IN	WBE	Caucasian	Female	\$434,368	\$434,368
MODERN EDGE LLC	VALPARAISO	IN	WBE	Caucasian	Female	\$10,131	\$10,131
MONTGOMERY TRUCKING INC., OF INDIANA	FORT WAYNE	IN	WBE	Caucasian	Female	\$62,163	\$62,163
RITSCHARD BROS., INC.	SOUTH BEND	IN	WBE	Caucasian	Female	\$94,547	\$94,547
SAN CORPORATION	CROWN POINT	IN	WBE	Caucasian	Female	\$32,069	\$32,069
SLUSSERS GREEN THUMB, INC.	LOGANSPOUT	IN	WBE	Caucasian	Female	\$35,570	\$35,570
STATE BARRICADING, INC.	SOUTH BEND	IN	WBE	Caucasian	Female	\$61,026	\$61,026
TRAFFIC CONTROL SPECIALISTS, INC	KNOX	IN	WBE	Caucasian	Female	\$24,657	\$24,657
V & R TRUCKING, INC.	SOUTH BEND	IN	WBE	Black American	Female	\$6,363	\$6,363

2022 WBE Total

\$316,394

Comparative Contractor Payment Summary Over The Same Time Period (January-August)

Prime 2023 Payments January to August	\$5,725,302
Prime 2022 Payments January to August	\$8,009,672

2023

List of primes and subcontractors that received payment between 1/1/2023 and 8/29/2023.

Business Name	City	State	Goal Type	Ethnicity	Gender	All Payments	Payments For Credit
ACCULEVEL COMMERCIAL GROUP, INC.	ROSSVILLE	IN	Prime			(\$1,500)	\$0
ACORN LANDSCAPING, LLC	SOUTH BEND	IN	Prime			\$105,782	\$0
BOWEN ENGINEERING CORP	INDIANAPOLIS	IN	Prime			\$1,511,232	\$0
CARPET SERVICE OUTLET INC.	SOUTH BEND	IN	Prime			(\$3,216)	\$0
GIBSON-LEWIS, LLC	MISHAWAKA	IN	Prime			\$700,243	\$0
HRP CONSTRUCTION, INC.	SOUTH BEND	IN	Prime			\$91,577	\$0
MILESTONE CONTRACTORS LP	INDIANAPOLIS	IN	Prime			\$14,174	\$0
MILESTONE CONTRACTORS NORTH, INC	SOUTH BEND	IN	Prime			\$1,029,625	\$0
PREMIUM CONCRETE SERVICES, INC	ELKHART	IN	Prime			\$122,684	\$0
RIETH-RILEY CONSTRUCTION CO., INC.	SOUTH BEND	IN	Prime			\$2,108,647	\$0
RITSCHARD BROS., INC.	SOUTH BEND	IN	Prime			(\$291,997)	\$0
SELGE CONSTRUCTION CO INC	NILES	MI	Prime			(\$8,491)	\$0
SLATILE ROOFING AND SHEET METAL CO., INC.	SOUTH BEND	IN	Prime			\$349,842	\$0
VIKING PAINTING, LLC	OMAHA	NE	Prime			(\$3,300)	\$0

2023 Prime Total **\$5,725,302**

2022

Primes and subcontractors that received payment between 1/1/2022 and 8/29/2022.

Business Name	City	State	Goal Type	Ethnicity	Gender	Payments	Payments For Credit
ALL PURPOSE ERECTORS, INC.	LEBANON	IL	Prime			\$298,000	\$0
C&S MASONRY RESTORATION, LLC	SOUTH BEND	IN	Prime			\$190,505	\$0
G E MARSHALL INC	VALPARAISO	IN	Prime			(\$109,882)	\$0
GREEN DEMOLITION CONTRACTORS INC.	MICHIGAN CITY	IN	Prime			\$320,422	\$0
HRP CONSTRUCTION, INC.	SOUTH BEND	IN	Prime			\$160	\$0
LARSON-DANIELSON CONSTRUCTION	LA PORTE	IN	Prime			\$70,300	\$0
MIDLAND ENGINEERING COMPANY, INC.	SOUTH BEND	IN	Prime			\$1,138,759	\$0
MILESTONE CONTRACTORS LP	INDIANAPOLIS	IN	Prime			\$764,319	\$0
RIETH-RILEY CONSTRUCTION CO., INC.	SOUTH BEND	IN	Prime			\$4,869,578	\$0
SELGE CONSTRUCTION CO INC	NILES	MI	Prime			\$206,543	\$0
SLATILE ROOFING AND SHEET METAL CO., INC.	SOUTH BEND	IN	Prime			\$56,098	\$0
THE ROBERT HENRY CORPORATION	SOUTH BEND	IN	Prime			\$180,837	\$0
TRUCKS R US	SOUTH BEND	IN	Prime			\$24,034	\$0

2022 Prime Total **\$8,009,672**