

July Report (June 1-27)
Inclusive Procurement Contracting Board
Department of Public Works Report

1. BPW Awarded Contracts (June 2023)

Six (6) Projects Awarded, Five (5) Projects had goals

Two (2) Projects met calculated goals

Three (3) Projects met goals via GFE

BPW Meeting 6/13/2023

Five (5) Projects Awarded, Four (4) Projects had goals

Monroe Circle Demolition for \$851,600

Calculated Goals were met MBE 1.9% and WBE 5.6%

VPA Athletic Court Renovations, Phase III for \$460,846.55

Calculated Goals were met MBE 1.9% and WBE 1.96%

The Hill TIF Project for \$476,786

Calculated Goals were met MBE 2.0% and WBE met via GFE

Locust Road Improvements from Assumption Dr. to State Road 23 for \$2,834,497.01

Calculated Goals were met via GFE

BPW Meeting 6/27/2023

Two (2) Projects Awarded, Two (2) Projects had goals

Century Center Skyway Restroom Upgrade for \$2,834,497.01

Calculated Goals were met via GFE

2. Project Completion Affidavits for June 2023

Two (4) Projects closed out, Three (3) Project had goals

Two (2) Projects had change in Utilization Plan

	<u>Change in Utilization Plan?</u>	<u>Notes: Reason for change in utilization plan / If no goals why?</u>
BPW Meeting 6/13/2023		
Beck's Lake – LaSalle Park NPL Site	Yes	Inability of trucking to perform the work due to scheduling conflict. Substitution of MBE subcontractor for another MBE subcontractor.
Plaza Park Improvements	No	
BPW Meeting 6/27/2023		
2022 Curb and Sidewalk, Round I - Division 3-5	Yes	Due to change in scope of work Utilization plan change was necessary.

3. Total Dollars Committed by MWBE Goals

	<u>2023</u>	<u>Awarded</u>	<u>Paid</u>
MBE		\$1,044,739	\$ 694,141.67
WBE		\$893,137	\$ 1,105,947.21
		\$ 1,937,875.77	\$ 1,800,088.88

4. Challenges (if any)

N/A

5. Projects on the Horizon

June (RTA)

BPW Meeting 6/13/2023

2023 Concrete Repairs
2023 Contractor Paving, Round II
2023 Brick Spot Repair
Fire Station No. 8 Replacement

BPW Meeting 6/27/2023

No Projects RTA

For Credit Contract Awards By Department, Type, Category, Goal Type, Vendor Type, Ethnicity & Gender

For credit primes and subcontractors on contracts

Awarded between 1/1/2023 and 6/27/2023

Report run 6/27/2023

Department of Public Works Construction						
Contract Category	Goal Type	Vendor Type	Ethnicity	Gender	Award Amount	Vendor Count
Major Projects	MBE	Subcontractor	Black American	Female	\$20,000	1
Land Improvements	MBE	Subcontractor	Black American	Female	\$4,000	1
Building Improvements	MBE	Subcontractor	Hispanic American	Female	\$12,763	2
Major Projects	MBE	Subcontractor	Hispanic American	Female	\$42,250	1
Streets and Alleys	MBE	Subcontractor	Black American	Male	\$73,024	11
Building Improvements	MBE	Subcontractor	Black American	Male	\$44,762	1
Land Improvements	MBE	Subcontractor	Black American	Male	\$3,146	1
Major Projects	MBE	Subcontractor	Black American	Male	\$30,919	2
Streets and Alleys	MBE	Subcontractor	*Unassigned	*Unassigned	\$813,875	1
			<i>*JBL Signals and Lighting LLC</i>			
			MBE Award		\$1,044,739	
Streets and Alleys	WBE	Subcontractor	Black American	Female	\$3,200	1
Building Improvements	WBE	Subcontractor	Hispanic American	Female	\$29,593	2
Streets and Alleys	WBE	Subcontractor	Caucasian	Female	\$668,590	17
Building Improvements	WBE	Subcontractor	Caucasian	Female	\$1,500	1
Land Improvements	WBE	Subcontractor	Caucasian	Female	\$29,897	2
Major Projects	WBE	Subcontractor	Caucasian	Female	\$160,357	4
			WBE Award		\$893,137	
			Total MWBE Award		\$1,937,876	

For Credit Contract Awards By Department, Type, Category, Goal Type, Vendor Type, Ethnicity & Gender

For credit primes and subcontractors on contracts

Payment between 1/1/2023 and 6/27/2023

Report run 6/27/2023

Department of Public Works Construction						
Contract Category	Goal Type	Vendor Type	Ethnicity	Gender	Award Amount	Vendor Count
Building Improvements	MBE	Subcontractor	Black American	Female	\$66,198	2
Building Improvements	MBE	Subcontractor	Hispanic American	Female	\$14,166	2
Streets and Alleys	MBE	Subcontractor	Black American	Female	\$3,162	2
Building Improvements	MBE	Subcontractor	Black American	Male	\$5,645	2
Land Improvements	MBE	Subcontractor	Black American	Male	\$6,871	2
Major Projects	MBE	Subcontractor	Black American	Male	\$25,283	1
Streets and Alleys	MBE	Subcontractor	Black American	Male	\$88,691	6
Building Improvements	MBE	Subcontractor	*Unassigned	Male	\$165,596	1
			<i>*D A Dodd LLC (Native American)</i>			
Streets and Alleys	MBE	Subcontractor	*Unassigned	Unassigned	\$291,593	1
			<i>*JBL Signals and Lighting, LLC</i>			
Streets and Alleys	MBE	Prime	*Unassigned	Unassigned	\$26,937	1
			<i>*JBL Signals and Lighting, LLC</i>			
MBE Payments					\$694,142	
Land Improvements	WBE	Subcontractor	Black American	Female	\$3,319	1
Building Improvements	WBE	Subcontractor	Hispanic American	Female	\$31,127	2
Land Improvements	WBE	Subcontractor	Caucasian	Female	\$260,894	7
Streets and Alleys	WBE	Subcontractor	Caucasian	Female	\$214,191	11
Building Improvements	WBE	Subcontractor	Caucasian	Female	\$35,358	4
Land Improvements	WBE	Prime Self	Caucasian	Female	\$118,260	1
		Performing				
Major Projects	WBE	Prime Self	Caucasian	Female	\$427,800	1
		Performing				
Building Improvements	WBE	Prime Self	Caucasian	Female	\$15,000	1
		Performing				
WBE Payments					\$1,105,947	
Total MWBE Payments					\$1,800,089	

Contractor Payment Summary

List of primes and subcontractors that received payment between 1/1/2023 and 6/27/2023.

Total For Credit: \$1,800,556

Goal Type	Payments For Credit
MBE	\$694,609
WBE	\$1,105,947

Ethnicity	Payments For Credit
Black American	\$199,168
Caucasian	\$1,071,501
Hispanic American	\$45,293
*Unassigned	\$484,126

* DA Dodd & JBL Signals and Lighting

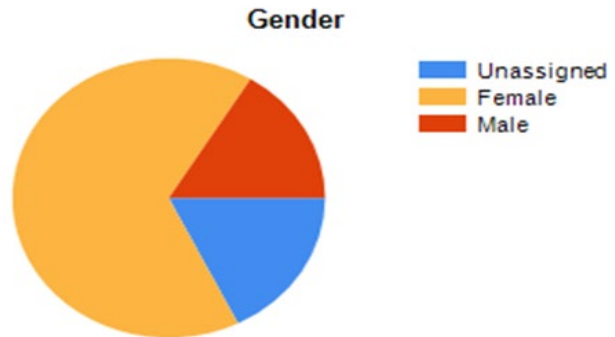
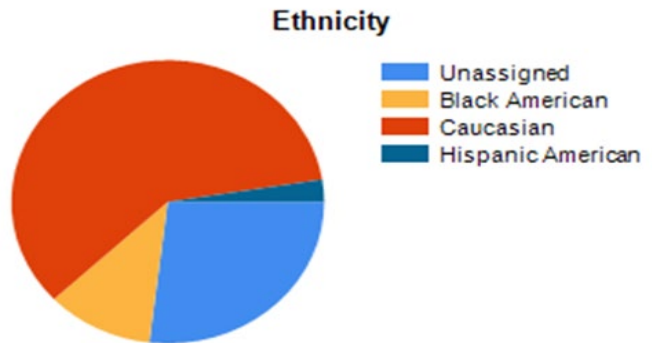
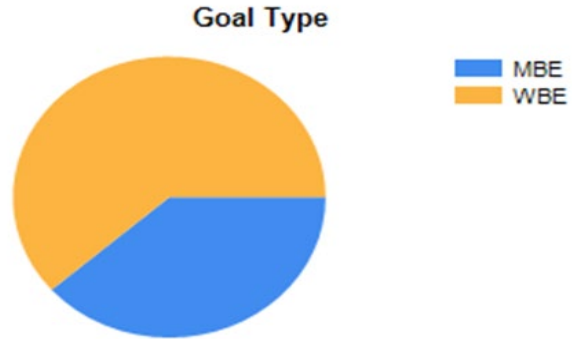
Gender	Payments For Credit
Female	\$1,189,474
Male	\$292,552
*Unassigned	\$318,530

* JBL Signals and Lighting

State	Payments For Credit
IN	\$1,800,089

City	Payments For Credit
Crown Point	\$3,300
Fort Wayne	\$65,933
Gary	\$10,420
Indianapolis	\$45,293
Jeffersonville	\$39,105
Knox	\$33,753
Lafayette	\$35,513
Logansport	\$301,671
New Palestine	\$65,278
Peru	\$7,514
Rolling Prairie	\$165,596
South Bend	\$1,027,181

Total Payments \$1,800,089



Contractor Payment Summary

List of primes and subcontractors that received payment between 1/1/2023 and 6/27/2023.

Business Name	City	State	Goal Type	Ethnicity	Gender	All Payments	Payments For Credit
1ST CLASS LOGISTICS LLC	SOUTH BEND	IN	MBE	Black American	Male	\$116,537	\$116,537
AMGI, LLC	NEW PALESTINE	IN	MBE	Black American	Female	\$65,278	\$65,278
BUC CONSTRUCTION SUPPLY, INC.	LAFAYETTE	IN	WBE	Caucasian	Female	\$34,013	\$34,013
C E HUGHES MILLING, INC.	JEFFERSONVILLE	IN	WBE	Caucasian	Female	\$39,105	\$39,105
C. LEE CONSTRUCTION SERVICES, INC.	GARY	IN	MBE	Black American	Male	\$10,420	\$10,420
CARPET SERVICE OUTLET INC.	SOUTH BEND	IN	WBE	Caucasian	Female	\$15,000	\$15,000
D A DODD LLC	ROLLING PRAIRIE	IN	MBE	Unassigned	Male	\$165,596	\$165,596
HAWK ENTERPRISES, INC.	CROWN POINT	IN	WBE	Caucasian	Female	\$3,300	\$3,300
JBL SIGNALS AND LIGHTING, LLC	SOUTH BEND	IN	MBE	Unassigned	Unassigned	\$318,530	\$318,530
JMH ROOFING COMPANY, INC	INDIANAPOLIS	IN	MBE	Hispanic American	Female	\$14,166	\$14,166
JMH ROOFING COMPANY, INC	INDIANAPOLIS	IN	WBE	Hispanic American	Female	\$31,127	\$31,127
MIDWEST RENTALS, INC.	LAFAYETTE	IN	WBE	Caucasian	Female	\$1,500	\$1,500
MONTGOMERY TRUCKING INC., OF INDIANA	FORT WAYNE	IN	WBE	Caucasian	Female	\$65,933	\$65,933
RITSCHARD BROS., INC.	SOUTH BEND	IN	WBE	Caucasian	Female	\$546,060	\$546,060
ROCHELLE BOWYER	PERU	IN	WBE	Caucasian	Female	\$7,514	\$7,514
SLUSSERS GREEN THUMB, INC.	LOGANSPOUT	IN	WBE	Caucasian	Female	\$301,671	\$301,671
STATE BARRICADING, INC.	SOUTH BEND	IN	WBE	Caucasian	Female	\$23,654	\$23,654
TRAFFIC CONTROL SPECIALISTS, INC	KNOX	IN	WBE	Caucasian	Female	\$33,753	\$33,753
V & R TRUCKING, INC.	SOUTH BEND	IN	MBE	Black American	Female	\$4,082	\$4,082
V & R TRUCKING, INC.	SOUTH BEND	IN	WBE	Black American	Female	\$3,319	\$3,319
ACORN LANDSCAPING, LLC	SOUTH BEND	IN				\$86,809	\$0
BOWEN ENGINEERING CORP	INDIANAPOLIS	IN				\$901,641	\$0
GIBSON-LEWIS, LLC	MISHAWAKA	IN				\$700,243	\$0
PREMIUM CONCRETE SERVICES, INC	ELKHART	IN				\$133,911	\$0
RIETH-RILEY CONSTRUCTION CO., INC.	SOUTH BEND	IN				\$729,959	\$0
SLATILE ROOFING AND SHEET METAL CO., INC.	SOUTH BEND	IN				\$82,959	\$0
						\$4,436,078	\$1,800,557

Comparative Contractor Payment Summary Jan-June 2022

List of primes and subcontractors that received payment between 1/1/2022 and 6/27/2022.

Business Name	City	State	Goal Type	Ethnicity	Gender	All Payments	Payments For Credit
1ST CLASS LOGISTICS LLC	SOUTH BEND	IN	MBE	Black American	Male	\$81,076	\$81,076
BUC CONSTRUCTION SUPPLY, INC.	LAFAYETTE	IN	WBE	Caucasian	Female	\$151,390	\$151,390
C E HUGHES MILLING, INC.	JEFFERSONVILLE	IN	WBE	Caucasian	Female	\$11,558	\$11,558
C. LEE CONSTRUCTION SERVICES, INC.	GARY	IN	MBE	Black American	Male	\$848	\$848
HAWK ENTERPRISES, INC.	CROWN POINT	IN	WBE	Caucasian	Female	\$434,368	\$434,368
KENNEDY EXPRESSLINE INC	SOUTH BEND	IN	MBE	Black American	Male	\$4,693	\$4,693
MONTGOMERY TRUCKING INC., OF INDIANA	FORT WAYNE	IN	WBE	Caucasian	Female	\$62,163	\$62,163
RITSCHARD BROS., INC.	SOUTH BEND	IN	WBE	Caucasian	Female	\$9,277	\$9,277
SLUSSERS GREEN THUMB, INC.	LOGANSPOUT	IN	WBE	Caucasian	Female	\$28,180	\$28,180
STATE BARRICADING, INC.	SOUTH BEND	IN	WBE	Caucasian	Female	\$33,447	\$33,447
TRAFFIC CONTROL SPECIALISTS, INC	KNOX	IN	WBE	Caucasian	Female	\$24,657	\$24,657
V & R TRUCKING, INC.	SOUTH BEND	IN	MBE	Black American	Female	\$78,777	\$78,777
V & R TRUCKING, INC.	SOUTH BEND	IN	WBE	Black American	Female	\$4,491	\$4,491
ALL PURPOSE ERECTORS, INC.	LEBANON	IL				\$298,000	\$0
C&S MASONRY RESTORATION, LLC	SOUTH BEND	IN				\$143,640	\$0
GREEN DEMOLITION CONTRACTORS INCORPORATED	MICHIGAN CITY	IN				\$39,732	\$0
MIDLAND ENGINEERING COMPANY, INC.	SOUTH BEND	IN				\$1,138,759	\$0
MILESTONE CONTRACTORS LP	INDIANAPOLIS	IN				\$386,135	\$0
RIETH-RILEY CONSTRUCTION CO., INC.	SOUTH BEND	IN				\$2,158,391	\$0
SELGE CONSTRUCTION CO INC	NILES	MI				(\$30,559)	\$0
THE ROBERT HENRY CORPORATION	SOUTH BEND	IN				\$170,475	\$0

\$5,229,498 \$924,924

Contractor Payment Comparison Summary

Jan 2022-June 2022 Compared to Jan 2023-June 2023

2023			2022			MWBEs Utilized in 2023 that were not utilized Jan-June 2022				
Goal Type	All Payments	Payments For Credit	Goal Type	All Payments	Payments For Credit	Business Name	City	State	Goal Type	Payments For Credit
MBE	\$116,537	\$116,537	MBE	\$81,076	\$81,076	AMGI, LLC	NEW PALESTINE	IN	MBE	\$65,278
MBE	\$65,278	\$65,278	MBE	\$848	\$848	D A DODD LLC	ROLLING PRAIRIE	IN	MBE	\$165,596
WBE	\$34,013	\$34,013	MBE	\$4,693	\$4,693	JBL SIGNALS	SOUTH BEND	IN	MBE	\$318,530
WBE	\$39,105	\$39,105	MBE	\$78,777	\$78,777	CARPET SERVICE	SOUTH BEND	IN	WBE	\$15,000
MBE	\$10,420	\$10,420	WBE	\$151,390	\$151,390	MIDWEST RENTALS	LAFAYETTE	IN	WBE	\$1,500
WBE	\$15,000	\$15,000	WBE	\$11,558	\$11,558	Rochelle Bowyer	PERU	IN	WBE	\$7,514
MBE	\$165,596	\$165,596	WBE	\$434,368	\$434,368	2023 Payments to New MWBEs • \$558,418				
WBE	\$3,300	\$3,300	WBE	\$62,163	\$62,163					
MBE	\$318,530	\$318,530	WBE	\$9,277	\$9,277					
MBE	\$14,166	\$14,166	WBE	\$28,180	\$28,180					
WBE	\$31,127	\$31,127	WBE	\$33,447	\$33,447					
WBE	\$1,500	\$1,500	WBE	\$24,657	\$24,657					
WBE	\$65,933	\$65,933	WBE	\$4,491	\$4,491					
WBE	\$546,060	\$546,060	Prime	\$298,000	\$0					
WBE	\$7,514	\$7,514	Prime	\$143,640	\$0					
WBE	\$301,671	\$301,671	Prime	\$39,732	\$0					
WBE	\$23,654	\$23,654	Prime	\$1,138,759	\$0					
WBE	\$33,753	\$33,753	Prime	\$386,135	\$0					
MBE	\$4,082	\$4,082	Prime	\$2,158,391	\$0					
WBE	\$3,319	\$3,319	Prime	(\$30,559)	\$0					
Prime	\$86,809	\$0	Prime	\$170,475	\$0					
Prime	\$901,641	\$0								
Prime	\$700,243	\$0								
Prime	\$133,911	\$0								
Prime	\$729,959	\$0								
Prime	\$82,959	\$0								
\$4,436,078			\$1,800,557			\$5,229,498			\$924,924	

