

**Michele Gelfman,
President**

CERTIFICATE OF APPROPRIATENESS

ADMINISTRATIVE APPROVAL

The Historic Preservation Commission of South Bend and St. Joseph County has approved the following work:

Replace vinyl windows in kitchen with new Marvin wood casement windows.

Self, Contractor
for the following location:

**1097 RIVERSIDE DR
South Bend, IN, 46616
Riverside Drive
Application No. 2019-0503A**

in the County of St. Joseph; State of Indiana; which is:

- Located in a Local Historic District** Ord No. 7469-85
- A Local Historic Landmark** Riverside Drive

and found this application to be appropriate according to the Standards pertaining to Local Historic Landmarks and/or Local Historic Districts. Regulations pertaining to the Historic Preservation Commission are found in Chapter 21 (Zoning), South Bend Municipal Code and Chapter 26 of the St. Joseph County Code.

The issuance of this certificate does NOT in any manner, release the recipient from the responsibility of complying with the requirements of the zoning ordinances, building codes, safety codes, ADA or other requirements of the City of South Bend, the County of St. Joseph, the State of Indiana, or the United States Federal Government.

This certificate is good for one year from the date of issuance and is effective from the date entered herein. Plans are on file and open for public inspection at the office of the Historic Preservation Commission of South Bend and St. Joseph County, 227 West Jefferson Blvd., Suite 1400 S, South Bend, Indiana, during normal business hours.

HISTORIC PRESERVATION COMMISSION OF SOUTH BEND AND ST. JOSEPH COUNTY

Phone: (574) 235-9371

E-mail: SBSJCHPC@southbendin.gov


THIS CERTIFICATE IS NOT TRANSFERABLE

NAME OF APPLICANT: **Brian Exner**

DATE CERTIFICATE
TAKES FORCE: **5/3/2019**

DATE CERTIFICATE
EXPIRES: **5/3/2020**

CERTIFICATE ISSUED BY:
**Elicia Feasel
Historic Preservation Administrator**



ELICIA FEASEL

**Historic Preservation
Administrator**

**POST IN A CONSPICUOUS PLACE ON THE STREET SIDE
OF THE PROJECT UNTIL COMPLETION OF ALL WORK.**

MAY 03 2019 Rec # 757938
MA \$20.00



HISTORIC PRESERVATION COMMISSION

OF SOUTH BEND AND ST. JOSEPH COUNTY

County—City Building, South Bend, IN 46601

http://www.southbendin.gov/government/department/community-investment

Phone: 574/235.9371

Fax: 574/235.9021

Email: hpcsbsjc@southbendin.gov

A Certified Local Government of the National Park Service

Elicia Feasel, Historic Preservation
Administrator

APPLICATION FOR A — CERTIFICATE OF APPROPRIATENESS

OFFICE USE ONLY>>>>>>DO NOT COMPLETE ANY ENTRIES CONTAINED IN THIS BOX<<<<<<OFFICE USE ONLY

Date Received: May 3, 19 Application Number: 2019 0503A

Past Reviews: YES (Date of Last Review) 2012-0507E NO

Staff Approval authorized by: Elicia Feasel Title: Administrator

Historic Preservation Commission Review Date: n/a

Local Landmark Local Historic District (Name) Riverside Drive

National Landmark National Register District (Name) _____

Certificate Of Appropriateness: Denied Tabled Sent To Committee Approved and issued: 5/3/19

Address of Property for proposed work: 1097 Riverside Dr, South Bend, IN 46616
(Street Number—Street Name—City—Zip)

Name of Property Owner(s): Brian W. Exner Phone #: 574-383-7608

Address of Property Owner(s): 1097 Riverside Dr, South Bend, IN 46616
(Street Number—Street Name—City—Zip)

Name of Contractor(s): Self Phone #: _____

Contractor Company Name: _____

Address of Contractor Company: _____
(Street Number—Street Name—City—Zip)

Current Use of Building: Single Family
(Single Family—Multi-Family—Commercial—Government—Industrial—Vacant—etc.)

Type of Building Construction: Wood Frame
(Wood Frame—Brick—Stone—Steel—Concrete—Other)

Proposed Work: (more than one box may be checked) Landscape New Replacement (not in-kind) Demolition

Description of Proposed Work: Replacement of Vinyl Windows with Wood Windows
Wooden casement windows that were in the kitchen of this house were replaced with vinyl replacement windows which have deteriorated to a point they are no longer servicable. The deteriorated windows will be removed and replaced with Marvin Ultimate Push Out Wood Casement windows with Authentic Divided Lites in a pattern that matches built in glass cabinet doors in the kitchen. See attached for more information about the window design.

Owner e-mail: brian.w.exner@gmail.com and/or Contractor e-mail: _____

X Brian W. Exner and/or X _____
Signature of Owner Signature of Contractor

By signing this application I agree to abide by all local regulations related to project and to obtain a Building Department Permit, if applicable.

—APPLICATION REQUIREMENTS ARE LISTED ON REVERSE SIDE—



Window Replacement Project

1097 Riverside Drive, South Bend, IN 46616

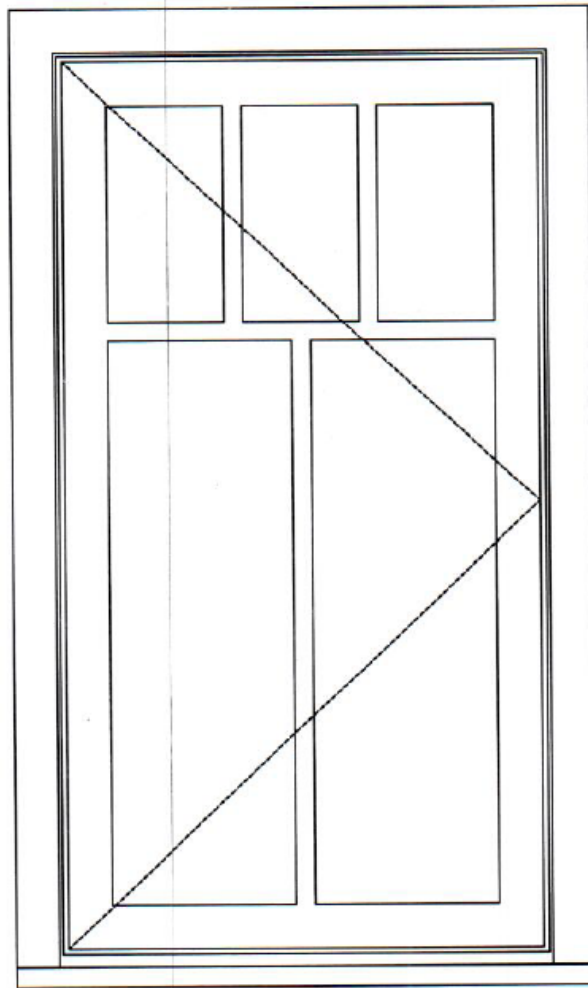
Most of the windows in this property are wood, double hung windows that were original to the house. These were rehabilitated in 2006 and restored to fully functional condition. The exceptions to this are the windows on the southwest corner of the first floor (kitchen). The original windows were replaced at some point with cheap, single hung, vinyl replacement windows. See pictures below.





When I rehabilitated the siding, and trim, and reconstructed the original porch on this property in 2006, I tracked down a previous resident - Lee Sibley. His mother, Helen Gish Dunn owned the property for about twenty years, from the mid 1940s through the mid 1960s. He provided me with pictures that I used in selecting the materials and design of the exterior features of the house. One of those pictures showed the windows that were previously in this part of the house. They were wooden casement windows. There is evidence on the window trim of where the hinges of these casement windows originally were.

I intend to replace the deteriorated vinyl windows with Marvin Ultimate Wood Push Out Casement windows with Authentic Divided Lights in the pattern depicted in the drawing below, which matches the pattern of the built-in china cabinet doors in the kitchen.



Nothing will ever be as good or as serviceable as the original windows; however, I believe that Marvin windows are high quality windows with all wood construction that will be custom fit to my application and will enhance the historical character of the property by restoring it to a condition as close as possible to original.

A MODERN

MASTERPIECE



MARVIN 
Windows and Doors
Built around you.®

THE ULTIMATE CASEMENT AND AWNING WINDOWS:

BETTER BY EVERY MEASURE

Ultimate Casement and Awning Windows from Marvin® are now the biggest wood-clad operating windows in the industry. This family of windows delivers exceptional beauty, craftsmanship and design flexibility without sacrificing performance. In fact, the largest Casement Window (36" x 102") achieves an industry-leading CW-PG40 rating. Functionality is taken to new heights thanks to exclusive, adjustable hardware. Concealed multi-point locks improve fit and operation, and the casement's wash mode allows the window to be rotated to clean the exterior from inside the home. With a hinge bar that can carry up to 150 lbs of sash weight, even the biggest windows open effortlessly. As with all Marvin products, unsurpassed attention to detail and stunning views come standard.



MARVIN CASEMENT & AWNING WINDOWS



BIGGEST OPERATING SIZES

The most glass for the most view. Tallest casement: 36" x 102". Widest casement: 44" x 91 1/8". Tallest awning: 48" x 96". Widest awning: 96" x 48 1/8".

UNMATCHED PERFORMANCE

The industry's largest wood-clad casement and awning windows offer industry-leading performance, up to a LC-PG40 rating. Most casement sizes up to 36" x 96" or 40" x 92" are rated CW-PG50. Many mull configurations are AAMA 450 certified.

SMOOTH OPERATION

Custom high-performance gearing and a hinge bar that can carry up to 150 lbs of sash weight allow for smooth, effortless operation.

CONCEALED MULTI-POINT LOCKS

Activated from one, easy to operate location, multi-point locks enhance performance. The concealed lock system doesn't detract from the window aesthetics.



REVOLUTIONARY WASH MODE

WASHING WINDOWS IS NO LONGER A CHORE



Our Ultimate Casement Windows operate in a way so revolutionary that we've patented it, making Marvin® the only place to find it. The innovative hardware allows access to both sides of the glass from the inside of your home, making window washing stress and ladder free.

- Allows access to both sides of the glass from inside the home
- Features patented, innovative hardware
- Unrivaled convenience
- Exclusive to Marvin Casement products
- No ladder required



ULTIMATE CASEMENT

ULTIMATE REPLACEMENT CASEMENT



INTERIOR



EXTERIOR



EXTERIOR
PROFILE DETAIL

- For use in new construction or full-frame replacement applications
- Recessed sash
- 4 9/16" jambs
- Biggest operating wood-clad windows available, up to 36" x 102"
- Largest sizes rated CW-PG40, most sizes sizes rated CW-PG50
- Exclusive hardware for easy operation
- Patented wash mode
- Multi-point locks
- Removable interior covers
- Pre-drilled jamb holes for easy installation
- Expert craftsmanship
- Design flexibility



INTERIOR



EXTERIOR



EXTERIOR
PROFILE DETAIL

- Perfect for frame in frame replacement
- Works for new construction and remodeling with factory applied jamb extensions
- 2 3/16" jambs
- Biggest operating wood-clad windows available, up to 36" x 102"
- Largest sizes rated CW-PG40, most sizes rated CW-PG50
- Exclusive hardware for effortless operation
- Patented wash mode
- Multi-point locks
- Factory applied jamb extensions
- Installation kit included
- Design flexibility
- Expert craftsmanship



ULTIMATE PUSH OUT CASEMENT & PUSH OUT REPLACEMENT CASEMENT



ULTIMATE PUSH OUT CASEMENT

ULTIMATE PUSH OUT REPLACEMENT CASEMENT

PUSH OUT HARDWARE

- Alternative to crank out casement windows
- Opens quickly - simply unlock the handle and push open the sash
- Exclusive sash limiter device provides flexibility to fix windows open at multiple pre-set angles
- Available in sizes as large as 40" x 92" or 36" x 96"
- Push Out Casement jambs at 4 9/16", Push Out Replacement Casement jambs at 2 3/16"
- CW-PG50 rating up to 36" x 71 1/8", Largest sizes rated CW-PG35
- Many mull configurations are AAMA 450 certified
- Oil Rubbed Bronze hardware

ULTIMATE FRENCH CASEMENT & PUSH OUT FRENCH CASEMENT



INTERIOR

EXTERIOR OPEN

- Available in crank or push out
- Overall max size is 60" x 71 7/8" for the crank version and 60" x 71 1/8" for the push out version
- Opens like a French door
- Offers unobstructed views
- 4 9/16" jambs
- Exclusive friction limiter allows window to be open at multiple pre-set angles
- Oil Rubbed Bronze hardware
- Many mull configurations are AAMA 450 certified
- Sturdy hardware capable of supporting a 150 lb sash, providing top performance at very large sizes



INSWING CASEMENT



INTERIOR

EXTERIOR

- Complements classic architectural styles
- Alternative to outswing window
- Opens 180 degrees
- Concealed pocket hinges
- Window size, depending on hardware, can be as large as 6' in height
- Concealed pocket hinges provide smooth operation
- Exceptional craftsmanship

ULTIMATE CASEMENT ROUND TOP



HALF CIRCLE
RADIUS CASEMENT

HALF CIRCLE RADIUS
FRENCH CASEMENT

EYEBROW
RADIUS CASEMENT

HALF CIRCLE
RADIUS CASEMENT

The Marvin® Ultimate Casement Round Top is a great choice for designs that require large unobstructed views and the elegance of an arched shape. You can select from numerous round top shapes for design flexibility. Stationary windows with either eyebrow or half circle arches can be sized to stand alone or fit above a casement as a transom.



CONTEMPORARY CASEMENT



INTERIOR



EXTERIOR



EXTERIOR
4 9/16" FULL JAMB

- New bigger sizes without sacrificing performance
- Max height: 102", max width: 44"
- Narrow frames complement contemporary designs
- Large expanses of glass
- Minimalist square sticking
- Modern, concealed hardware
- 2 3/16" jambs
- Available in crank or push out
- Flush exterior frame and sash

CONTEMPORARY CASEMENT PICTURE



INTERIOR



EXTERIOR

- Performance at big sizes
- Fixed windows in casement format and in other geometric shapes
- As large as 120" x 80" or 80" x 120" at CW-PG40
- Frame and sash complement Ultimate Casement products
- Ideal for creating window walls
- Available fixed as an in sash unit. Direct Glaze units also available
- Corner units available as symmetrical or asymmetrical units
- Corner post in corner unit is only 2 1/16"
- Factory mulling available for vertical stacked corner units



ULTIMATE AWNING

CONTEMPORARY AWNING & ULTIMATE REPLACEMENT AWNING




INTERIOR



EXTERIOR

- Ideal for adding ventilation
- Most sizes rated LC-PG50; LC-PG40 rating at largest sizes
- Tallest size: 48" x 96"
- Widest size: 104" x 64"
- Unmatched design flexibility
- Complements Ultimate Casement and Picture Windows
- Ideal for replacement, remodel or new construction
- 4 7/16" jamb
- Easy installation



INTERIOR



EXTERIOR

- Tallest size: 48" x 96"
- Widest size: 96" x 48 1/8"
- Flush exterior frame and sash
- Narrow frame
- Clean lines for a modern aesthetic
- Most sizes rated LC-PG50; LC-PG40 rating at largest sizes
- Complements Contemporary Casement or Direct Glaze Windows
- 2 3/16" jamb
- Easy installation and operation



ULTIMATE CASEMENT FEATURES & OPTIONS



ENDLESS DIVIDED LITE OPTIONS

- Adds detail to any window
- Available with or without spacer bar, with grilles-between-the-glass (with or without color) or with removable grilles
- Available in a wide range of muntin widths, profiles, rectangular or radius cuts
- Custom options available
- Exceptional craftsmanship



WINDOW OPENING CONTROL DEVICE

- Limits window's net clear opening width to 4" or less
- Meets ASTM F2090-10 standard and 2012 International Building Code (IBC) for fall prevention in children under five
- Multi-action release function allows for full opening
- Automatically re-engages when sash is fully closed

ULTIMATE PUSH OUT AWNING & ULTIMATE REPLACEMENT PUSH OUT AWNING



INTERIOR



EXTERIOR

- Ideal for adding ventilation
- Rated up to LC-PG50, depending on size
- Tallest size: 47 1/8" x 96"
- Widest size: 72" x 47 1/8"
- Complements Ultimate Casement and Picture Windows
- Exceptional design flexibility
- Ideal for replacement, remodel or new construction
- 4 9/16" Ultimate Push Out Awning
- 2 3/16" jambs for Ultimate Replacement Push Out Awning



SASH LIMITER

- Restricts sash travel
- Sash limiting options available to meet opening restriction needs
- Limits window's net clear opening width to 4" or less
- Easy installation



RETRACTABLE SCREENS



IN OPERATION



IN USE



SCREEN PULL

- Withstands 15 mph wind
- Narrow pull-bar profile (1 1/2" x 1/16")
- Screen mesh is stiffened high transparency
- Screen reverts back into track upon opening/closing
- Latch colors: black, white, beige
- Interior finishes available to match window
- 4 9/16" minimum jamb depth

SCREEN OPTIONS



FULL SCREEN

- Aluminum surround available in Satin Taupe, Stone White and Bronze



WOOD SCREEN

- Interior surround complements wood windows
- Available factory finished: primed, painted, stained or clear coat
- High transparency mesh



INSWING WOOD SCREEN

- Interior surround complements wood windows
- Factory prepped for staining or painting
- Easy to use screen door for windows
- Adds character to any outswing casement
- High transparency mesh, or choose from a variety of screen options



SHADE COLORS

Fully integrated shades can change the way you see a room. Top-down/bottom-up functioning shades are available exclusively on most Marvin® windows. The fabric used in Marvin Shades is extremely durable and will hold its pleat through normal use. All 15 colors shown here come in light-filtering fabric and five colors are also available in blackout fabric. We offer a 10 year warranty on all fabrics.



*Denotes colors are also available in blackout fabric

INTERIOR SHADES



- Seamless integration with window
- Precision fit with minimal light bleed
- No exposed cord or pulleys
- Available in top-down/bottom-up
- Exceptional craftsmanship
- Elegant, custom aesthetic
- Smooth operation
- Available in 15 colors
- Available in blackout/light filtering

FEATURES



WITH STACK COVER OPTION



WITHOUT STACK COVER OPTION

- **INTEGRATES SEAMLESSLY** WITH MARVIN WINDOWS AND DOORS
- **DOES NOT PROTRUDE** INTO THE LIVING SPACE OR INTERFERE WITH HARDWARE
- **LOOKS LIKE PART OF THE WINDOW OR DOOR** AND CAN BE MATCHED TO MARVIN INTERIOR FINISHES
- **AVAILABLE WITH A MATCHING STACK COVER OPTION** TO HIDE SHADES WHEN NOT IN USE
- **NO VISIBLE CORDS** OR PULLEYS
- **PRECISION FIT**, VIRTUALLY ELIMINATING GAPS AND LIGHT BLEED
- **EASY INSTALLATION**, NO NEED TO MEASURE
- AVAILABLE IN **15 ON-TREND COLORS**
- **AVAILABLE IN BLACKOUT** (ELIMINATES MOST LIGHT) AND LIGHT-FILTERING (ALLOWS SOME LIGHT IN) FABRICS



CLAD COLORS

Marvin's low-maintenance, clad-wood products feature an extruded aluminum commercial-grade exterior finish for superior resistance to fading and chalking. Marvin's palette of nineteen durable colors includes a spectrum of rich colors and three fresh, pearlescent finishes.



Custom Colors: no matter what your inspiration for a custom window color, Marvin® will match it. You get any color your heart desires, with your own personal custom color name and 20-year warranty.

**ANY COLOR
YOU WANT**


WOOD SPECIES

The Marvin® Ultimate Casement Window is available with a wood exterior of Pine, Mahogany or Vertical Grain Douglas Fir. Wood interiors are available in six species. Wood is a product of nature and will vary in color, texture and grain.



INTERIOR FINISH OPTIONS

Marvin is proud to offer six attractive stain options. Every piece of wood is put through our proprietary multi-step, integrated conditioning and staining process. As part of this process, the wood is conditioned, sanded and baked to ensure a more ideal, lasting and beautiful finish.



Note: Stain colors are shown on Pine. To see all six beautiful finishes, visit MarvinWindows.com.



Marvin® Windows and Doors, Warroad, MN 56763. ©2016 Marvin Windows and Doors. All rights reserved. ®Registered trademark of Marvin Windows and Doors. Part #19980837. April 2016.

Information regarding status of patent applications, and product features and specifications is subject to change without prior notice. Colors shown in printed materials are simulations and may not precisely duplicate product or finish colors. Contact your local Marvin dealer to view actual product and finish color samples.

HANDCRAFTED
IN AMERICA. 