



ST. JOSEPH COUNTY/SOUTH BEND BUILDING DEPARTMENT

FY 2016

ANNUAL REPORT

Filed in Clerk's Office

JUN 12 2017

KAREEMAH FOWLER
CITY CLERK, SOUTH BEND, IN

Contents

Commissioner's Report	1
Areas of Responsibility	2
Organizational Chart	3
Inspection Report	4
Licenses and Registrations	5
Dwelling Units	6
Commercial Improvements	7
Area Board of Zoning Appeals	8
Plan Review	9
Monthly Valuation Reports	10
Monthly Financial Reports	23
Year End Valuations	36
Year End Financials	39
Statement of Revenues and Expenditures	42
Statement of Revenue and Expenditures – 10 year	43

Commissioner's Report

STRATEGIC HIGHLIGHTS

Several years ago we decided to implement the use of iPads in order to streamline our inspections, tracking and processing of permits. It was a huge success. What used to take days is now handled with a single click of a mouse.

Unfortunately, we rapidly outgrew that system and were on the lookout for something new; better; faster. We found it. All inspectors and supervisory personnel are now equipped with Surface tablets. These units are faster and have more than twice the memory and processing speed.

OPERATING HIGHLIGHTS

2016 was one of the best revenue years in the history of the Building Department. A combination of intense construction and improvements on the Notre Dame campus along with unusual investment in commercial projects helped propel us to that end.

The additional activity of this unusually busy season was handled by our highly trained and professional staff. By maintaining flexibility and pulling double duty at times, we were able to meet the demands of this monster of a building year.

LOOKING AHEAD

After a year of use our new electronic archiving system was tested and scored an incredible 100% for random accuracy. We are now allowed to archive most of our documents and then recycle to paper product at our discretion. This has removed actual tons of paper being used and recycled. Although recycling is good, no recycling is even better.

The past three years have been busy with new and exciting projects. South Bend and St. Joseph County are rapidly becoming the choice for innovation and upgrades for new business ventures. I forecast only bigger and better projects to come.

Charles C. Bulot, C.B.O., C.F.M.
Building Commissioner

Areas of Responsibility

SERVICES

- Follow up on all citizen complaints
- Open or unsecured structures
- Zoning complaints, inspections and enforcement
- Zoning related issues and letters

PERMITS

- Building, construction and remodeling
- Signs
- Moving of structures
- Plumbing, Heating, Electrical
- Air Conditioning
- Ventilation
- Demolition
- Occupancy (public right of way, City)
- Fences

ADDITIONAL

- Plan Review – buildings and site plans
- Design Review – overlay areas and special districts
- Zoning and Developmental Standards review
- Licensing of Electrical and Heating Contractors
- Registration of General, Plumbing, Excavator and Demolition Contractors
- Area Board of Zoning Appeals – variances, special exceptions and uses, conditional uses, appeals

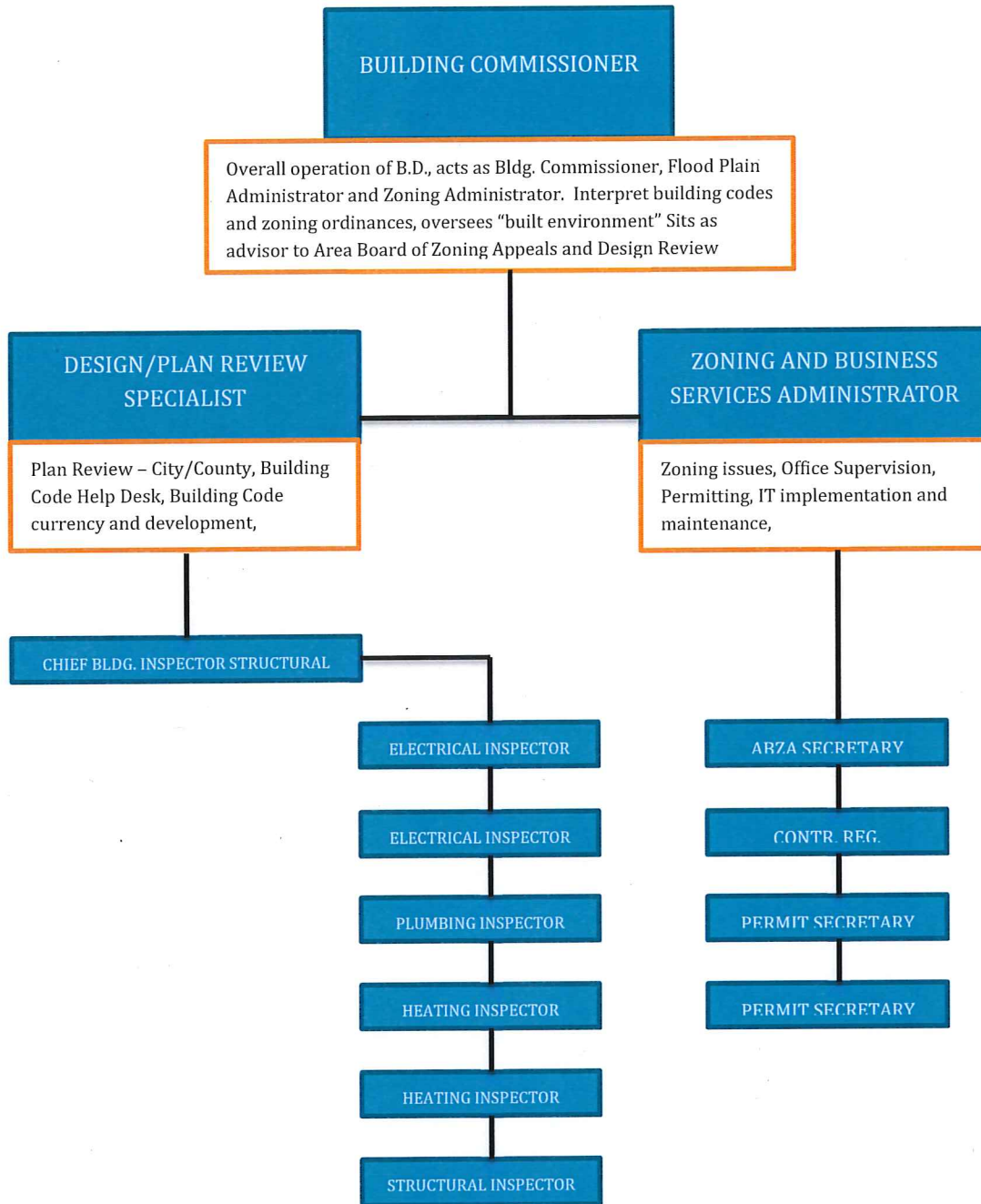
AREAS OF JURISDICTION (APPROXIMATELY 440 SQUARE MILES)

- City of South Bend
- Unincorporated areas of St. Joseph County
- Towns of Indian Village, Lakeville, North Liberty, Roseland and Osceola

POPULATION (2010 CENSUS)

- | | |
|---|---------|
| • City of South Bend | 101,168 |
| • St. Joseph County (except New Carlisle, Walkerton, Mishawaka) | 116,755 |
| • Total | 217,923 |

Organizational Chart



*All positions include other/additional duties as required by position, needs and/or seasonal demand

Inspection Report

MONTH	BUILDING	ELECTRICAL	PLUMBING	HEATING	ZONING	MILEAGE
January	361	242	111	134	85	5,672
February	292	286	6	135	52	4,530
March	339	230	88	153	53	7,241
April	393	263	121	436	93	10,818
May	394	318	81	437	158	10,805
June	436	304	79	461	123	11,421
July	327	271	139	341	114	10,112
August	418	356	177	483	137	13,010
September	391	319	173	416	137	10,875
October	322	264	168	437	106	10,667
November	370	286	163	383	107	10,028
December	371	225	125	396	47	9,124
TOTALS	4,414	3,364	1,431	4,212	1,212	114,304

INSPECTION REPORT DETAILS

St. Joseph County covers approximately 440 square miles. Our inspectors cover the entire county five days per week; fifty-two weeks per year. Not only do we emphasize efficiency in planning daily inspections, we highlight safe driving as part of our daily duties.

Any unsafe driving reported to this office is dealt with immediately and severely. We are public servants and courtesy on the roadway is an extension of that service.

We are upgrading our vehicles with roadway safety and emergency equipment so we can offer aid in an emergency.

Licenses and Registrations

	LICENSES	AMOUNTS
Electrical	200	24,175
Heating	140	16,575
TOTAL	340	40,750
	REGISTRATIONS	
Demolition	70	8,125
Excavator	6	750
Plumbing	135	15,650
Miscellaneous	4	500
TOTAL	215	20,025
	EXAMINATIONS	
Electrical	25	1,250
Heating & Air Conditioning	18	900
TOTAL	43	2,150

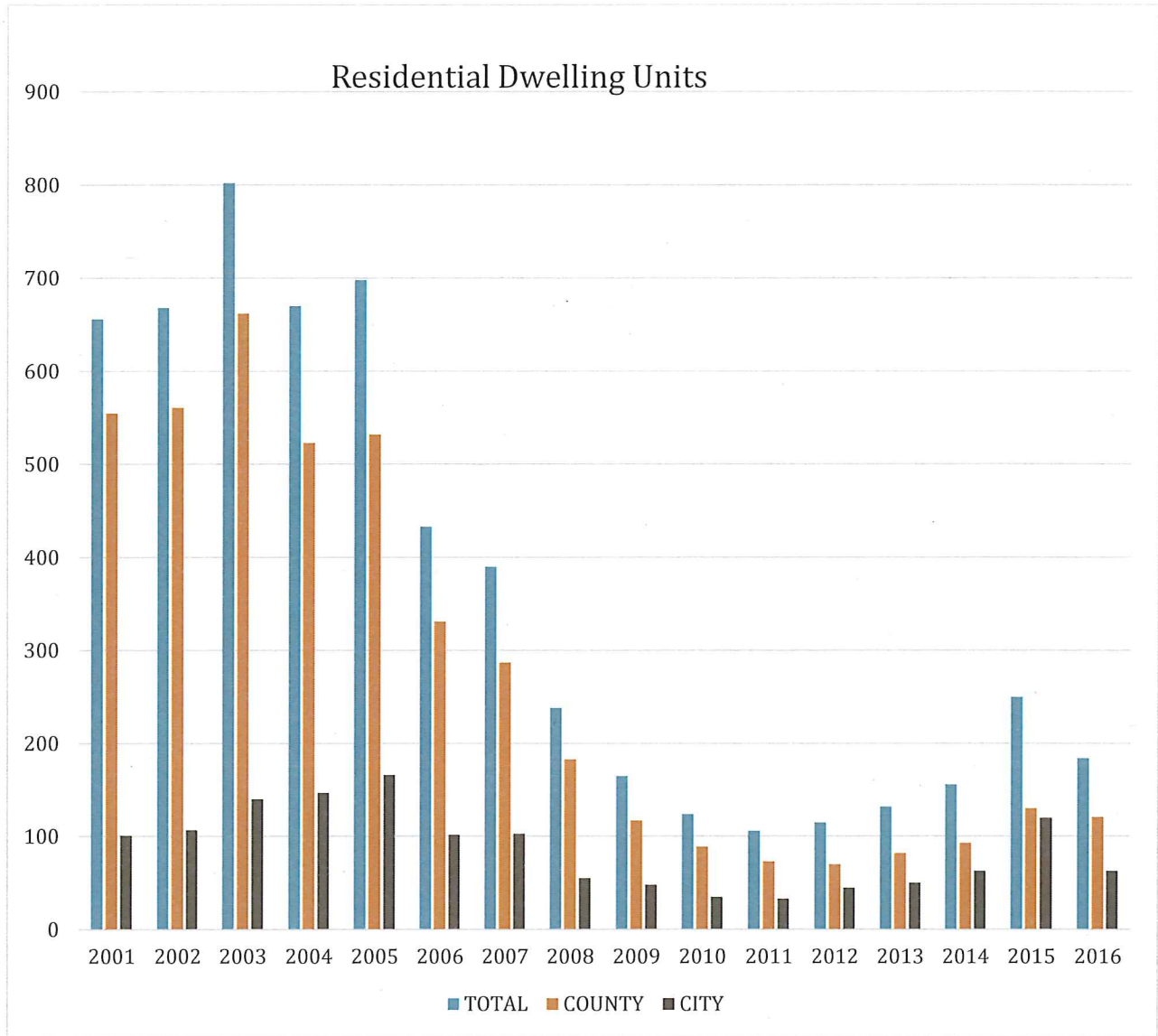
PRE-LICENSING REGISTRATIONS

Registration of the following contractor groups is required in order to work in St. Joseph County: General contractors, homebuilders, general remodelers, concrete contractors, framing contractors, siding contractors, roofing contractors, drywall contractors, masons, trim contractors, steel erectors, fire protection sprinkler contractors, fencing contractors, swimming pool contractors, commercial hood installers, lawn sprinkler contractors, water softener contractors and sign contractors.

TOTAL PRE-LICENSING REGISTRATIONS: 835

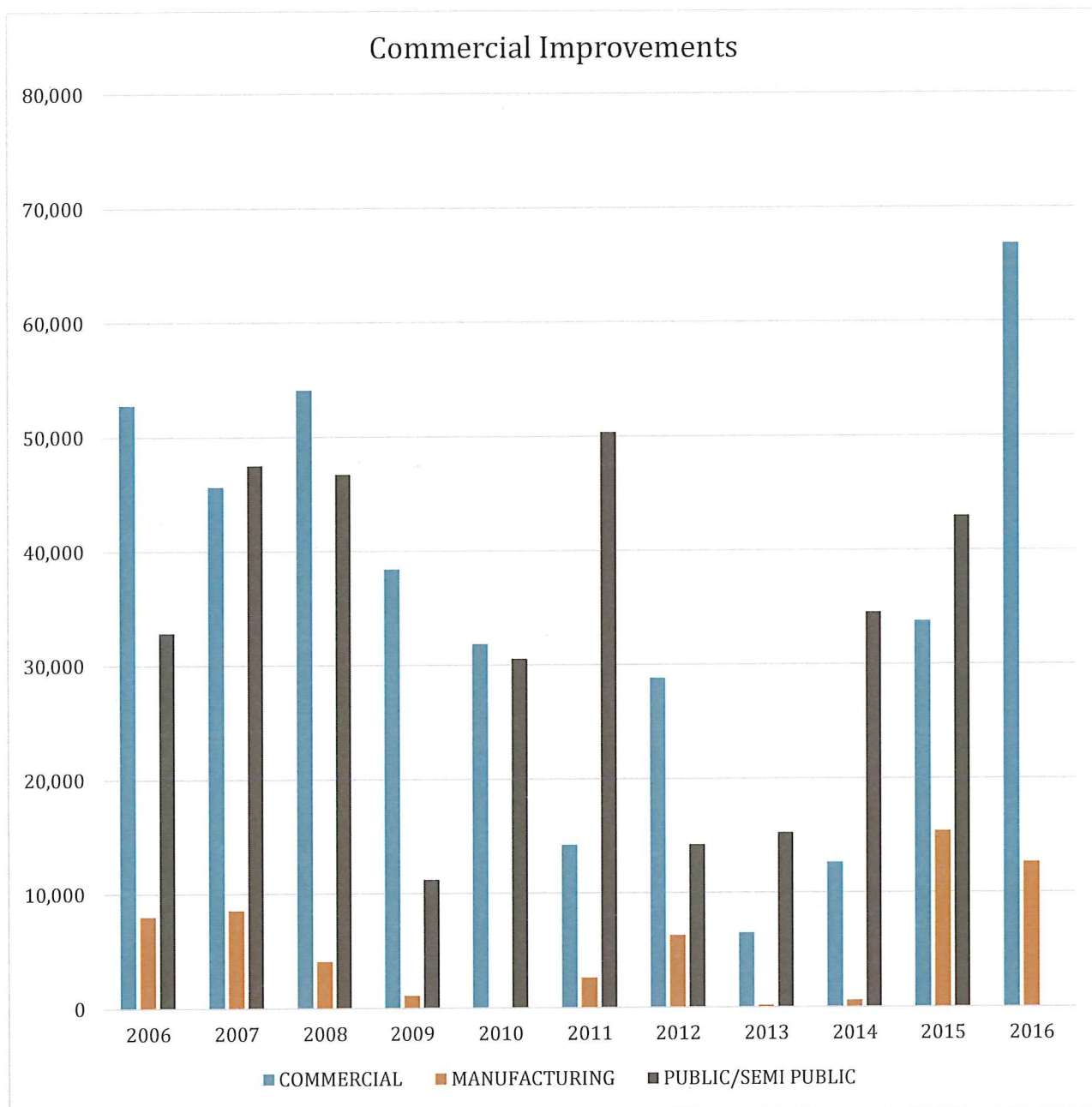
TOTAL AMOUNT: \$101,325.00

Dwelling Units



	2001	2002	2003	2004	2005	2006	2007	2008	2009	2010	2011	2012	2013	2014	2015	2016
TOTAL	656	668	802	670	698	433	390	238	165	124	106	115	132	156	250	184
COUNTY	555	561	662	523	532	331	287	183	117	89	73	70	82	93	130	121
CITY	101	107	140	147	166	102	103	55	48	35	33	45	50	63	120	63

Commercial Improvements



	2006	2007	2008	2009	2010	2011	2012	2013	2014	2015	2016
COMMERCIAL	52,797	45,647	54,119	38,419	31,861	14,243	28,831	6,503	12,659	33,797	66,839
MANUFACTURING	8,012	8,578	4,103	1,100	0	2,623	6,320	160	600	15,395	12,660
PUBLIC/SEMI PUBLIC	32,856	47,534	46,723	11,229	30,557	50,365	14,260	15,291	34,574	43,004	0

**all numbers in thousands*

Area Board of Zoning Appeals

In an effort to streamline procedures and improve efficiencies, St. Joseph County and the City of South Bend merged their Zoning Boards into one – the *Area Board of Zoning Appeals*. This merger created one filing and meeting date for both City and County petitioners.

The following is a breakdown of both City and County petitions for 2016.

Month	CITY		COUNTY	
	VariANCES	SPECIAL EXCEPTIONS	VariANCES	SPECIAL USES
Jan	4	2	7	2
Feb	2	1	1	0
Mar	0	0	4	0
Apr	5	3	5	0
May	3	0	3	2
Jun	10	2	11	1
Jul	4	0	10	0
Aug	9	1	8	1
Sep	8	1	12	1
Oct	7	0	6	1
Nov	4	0	11	1
Dec	4	1	3	1
TOTALS	60	11	81	10

BOARD MEMBERS:

Michael Urbanski –

Robert Hawley - Vice Chairman

Brendan Crumlish - Chairman

Randall Matthys

Gerald Phipps

Kathy Schuth

Jack Young

Plan Review

PLAN REVIEW:

Twice a week Plan Review is performed on proposed construction projects within the City of South Bend and St. Joseph County. These Plan Reviews are a good example of City and County departments working together to provide the most efficient and expedient service to our customers.

The Plan Reviews are attended by representatives of our department, Fire Department, Engineering Department, Water Works, Health Department, and Area Plan Commission. The following is a breakdown of Plan Reviews performed in 2016.

<u>CITY</u>				<u>COUNTY</u>		
January	6			January	5	
February	11			February	4	
March	6			March	5	
April	8			April	5	
May	10			May	7	
June	15			June	6	
July	6			July	11	
August	6			August	10	
September	3			September	11	
October	9			October	11	
November	11			November	11	
December	5			December	6	
TOTALS	96			TOTALS	92	

FY 2016

Monthly Valuation Reports



ST. JOSEPH COUNTY CITY OF SOUTH BEND



BUILDING DEPARTMENT

JAMES D. MARKLE, R.A.
Design/Plan Review Specialist

CHARLES C. BULOT
BUILDING COMMISSIONER

AYOKA PAEK, MCP, MCIP
Zoning & Business Services Administrator

VALUATION REPORT

For The Month Of January, 2016

	<u>COUNTY</u>		<u>CITY</u>		<u>YEAR TO DATE COMBINED TOTALS</u>	
Single Family Dwellings	5	\$1,176,000.00	2	\$252,000.00	7	\$1,428,000.00
Duplexes	0	\$0.00	0	\$0.00	0	\$0.00
Multi-Family	0	\$0.00	0	\$0.00	0	\$0.00
Residential Garages	0	\$0.00	1	\$6,500.00	1	\$6,500.00
Residential Swimming Pools	0	\$0.00	0	\$0.00	0	\$0.00
Utility Buildings	4	\$58,500.00	1	\$8,000.00	5	\$66,500.00
Commercial Buildings	1	\$2,386,577.00	1	\$5,861,750.00	2	\$8,248,327.00
Manufacturing Buildings	2	\$12,660,240.00	0	\$0.00	2	\$12,660,240.00
Public/Semi-Public Bldgs.	0	\$0.00	0	\$0.00	0	\$0.00
Foundations	0	\$0.00	0	\$0.00	0	\$0.00
ADDITIONS/ALTERATIONS						
Residential Dwellings	13	\$876,250.00	28	\$482,071.00	41	\$1,358,321.00
Commercial Buildings	1	\$5,289.00	8	\$1,131,865.00	9	\$1,137,154.00
Manufacturing Buildings	1	\$72,000.00	0	\$0.00	1	\$72,000.00
Public/Semi-Public Bldgs.	1	\$20,000.00	1	\$103,000.00	2	\$123,000.00
TOTALS.....	28	\$17,254,856.00	42	\$7,845,186.00	70	\$25,100,042.00
Month's Combined Totals.....	70	\$25,100,042.00				

CHARLES C. BULOT, C.B.O. C.F.M
BUILDING COMMISSIONER

EXCELLENCE | ACCOUNTABILITY | INNOVATION | INCLUSION | EMPOWERMENT

125 S. Lafayette Blvd. | Suite 100 | South Bend, Indiana 46601 | p 574.235.9554 | f 574.235.5541



ST. JOSEPH COUNTY CITY OF SOUTH BEND



BUILDING DEPARTMENT

JAMES D. MARKLE, R.A.
Design/Plan Review Specialist

CHARLES C. BULOT
BUILDING COMMISSIONER

AYOKA PAEK, MCP, MCIP
Zoning & Business Services Administrator

VALUATION REPORT

For The Month Of February, 2016

	<u>COUNTY</u>		<u>CITY</u>		<u>YEAR TO DATE COMBINED TOTALS</u>	
Single Family Dwellings	7	\$1,717,000.00	7	\$2,167,300.00	21	\$5,312,300.00
Duplexes	0	\$0.00	0	\$0.00	0	\$0.00
Multi-Family	0	\$0.00	0	\$0.00	0	\$0.00
Residential Garages	2	\$37,000.00	1	\$6,800.00	4	\$50,300.00
Residential Swimming Pools	0	\$0.00	1	\$22,450.00	1	\$22,450.00
Utility Buildings	2	\$38,000.00	0	\$0.00	7	\$104,500.00
Commercial Buildings	1	\$1,040,000.00	0	\$0.00	3	\$9,288,327.00
Manufacturing Buildings	0	\$0.00	0	\$0.00	2	\$12,660,240.00
Public/Semi-Public Bldgs.	0	\$0.00	0	\$0.00	0	\$0.00
Foundations	0	\$0.00	0	\$0.00	0	\$0.00
ADDITIONS/ALTERATIONS						
Residential Dwellings	41	\$869,009.00	28	\$448,148.00	110	\$2,675,478.00
Commercial Buildings	1	\$22,925.00	13	\$14,521,258.00	23	\$15,681,337.00
Manufacturing Buildings	1	\$50,000.00	0	\$0.00	2	\$122,000.00
Public/Semi-Public Bldgs.	1	\$80,000.00	2	\$267,500.00	5	\$470,500.00
TOTALS.....	56	\$3,853,934.00	52	\$17,433,456.00	178	\$46,387,432.00
Month's Combined Totals.....	108	\$21,287,390.00				

CHARLES C. BULOT, C.B.O. C.F.M.
BUILDING COMMISSIONER

EXCELLENCE | ACCOUNTABILITY | INNOVATION | INCLUSION | EMPOWERMENT

125 S. Lafayette Blvd. | Suite 100 | South Bend, Indiana 46601 | p 574.235.9554 | f 574.235.5541



ST. JOSEPH COUNTY CITY OF SOUTH BEND



BUILDING DEPARTMENT

JAMES D. MARKLE, R.A.
Design/Plan Review Specialist

CHARLES C. BULOT
BUILDING COMMISSIONER

AYOKA PAEK, MCP, MCIP
Zoning & Business Services Administrator

VALUATION REPORT

For The Month Of March, 2016

	<u>COUNTY</u>		<u>CITY</u>		<u>YEAR TO DATE COMBINED TOTALS</u>	
Single Family Dwellings	5	\$1,208,000.00	6	\$1,651,100.00	32	\$8,171,400.00
Duplexes	0	\$0.00	0	\$0.00	0	\$0.00
Multi-Family	0	\$0.00	0	\$0.00	0	\$0.00
Residential Garages	4	\$137,500.00	4	\$16,100.00	12	\$203,900.00
Residential Swimming Pools	4	\$93,200.00	1	\$12,000.00	6	\$127,650.00
Utility Buildings	5	\$72,200.00	0	\$0.00	12	\$176,700.00
Commercial Buildings	2	\$370,127.00	2	\$527,417.00	7	\$10,185,871.00
Manufacturing Buildings	0	\$0.00	0	\$0.00	2	\$12,660,240.00
Public/Semi-Public Bldgs.	0	\$0.00	0	\$0.00	0	\$0.00
Foundations	2	\$11,000.00	2	\$468,600.00	4	\$479,600.00
ADDITIONS/ALTERATIONS						
Residential Dwellings	59	\$545,428.00	58	\$482,041.00	227	\$3,702,947.00
Commercial Buildings	4	\$695,755.00	19	\$10,326,582.00	46	\$26,703,674.00
Manufacturing Buildings	0	\$0.00	0	\$0.00	2	\$122,000.00
Public/Semi-Public Bldgs.	0	\$0.00	1	\$40,500.00	6	\$511,000.00
TOTALS.....	85	\$3,133,210.00	93	\$13,524,340.00	356	\$63,044,982.00
Month's Combined Totals.....	178	\$16,657,550.00				

CHARLES C. BULOT, C.B.O. C.F.M.
BUILDING COMMISSIONER

EXCELLENCE | ACCOUNTABILITY | INNOVATION | INCLUSION | EMPOWERMENT
125 S. Lafayette Blvd. | Suite 100 | South Bend, Indiana 46601 | p 574.235.9554 | f 574.235.5541



ST. JOSEPH COUNTY CITY OF SOUTH BEND



BUILDING DEPARTMENT

JAMES D. MARKLE, R.A.
Design/Plan Review Specialist

CHARLES C. BULOT
BUILDING COMMISSIONER

AYOKA PAEK, MCP, MCIP
Zoning & Business Services Administrator

VALUATION REPORT

For The Month Of April, 2016

	<u>COUNTY</u>		<u>CITY</u>		<u>YEAR TO DATE COMBINED TOTALS</u>	
Single Family Dwellings	11	\$2,475,500.00	5	\$1,560,000.00	48	\$12,206,900.00
Duplexes	0	\$0.00	0	\$0.00	0	\$0.00
Multi-Family	0	\$0.00	0	\$0.00	0	\$0.00
Residential Garages	4	\$56,989.00	2	\$95,500.00	18	\$356,389.00
Residential Swimming Pools	5	\$230,000.00	0	\$0.00	11	\$357,650.00
Utility Buildings	5	\$39,900.00	1	\$3,000.00	18	\$219,600.00
Commercial Buildings	2	\$4,295,940.00	3	\$10,680,011.00	12	\$25,161,822.00
Manufacturing Buildings	0	\$0.00	0	\$0.00	2	\$12,660,240.00
Public/Semi-Public Bldgs.	0	\$0.00	0	\$0.00	0	\$0.00
Foundations	0	\$0.00	2	\$8,356.00	6	\$487,956.00
ADDITIONS/ALTERATIONS						
Residential Dwellings	105	\$1,088,879.88	117	\$1,027,308.35	449	\$5,819,135.23
Commercial Buildings	2	\$3,822,616.00	14	\$901,554.00	62	\$31,427,844.00
Manufacturing Buildings	0	\$0.00	3	\$679,046.00	5	\$801,046.00
Public/Semi-Public Bldgs.	0	\$0.00	1	\$500.00	7	\$511,500.00
TOTALS.....	134	\$12,009,824.88	148	\$14,955,275.35	638	\$90,010,082.23
Month's Combined Totals.....	282	\$26,965,100.23				

CHARLES C. BULOT, C.B.O. C.F.M.
BUILDING COMMISSIONER

EXCELLENCE | ACCOUNTABILITY | INNOVATION | INCLUSION | EMPOWERMENT

125 S. Lafayette Blvd. | Suite 100 | South Bend, Indiana 46601 | p 574.235.9554 | f 574.235.5541



ST. JOSEPH COUNTY CITY OF SOUTH BEND



BUILDING DEPARTMENT

JAMES D. MARKLE, R.A.
Design/Plan Review Specialist

CHARLES C. BULOT
BUILDING COMMISSIONER

AYOKA PAEK, MCP, MCIP
Zoning & Business Services Administrator

VALUATION REPORT

For The Month Of May, 2016

	COUNTY		CITY		YEAR TO DATE COMBINED TOTALS	
Single Family Dwellings	6	\$1,725,000.00	3	\$675,000.00	57	\$14,606,900.00
Duplexes	0	\$0.00	0	\$0.00	0	\$0.00
Multi-Family	0	\$0.00	1	\$27,793.00	1	\$27,793.00
Residential Garages	6	\$145,370.00	2	\$11,700.00	26	\$513,459.00
Residential Swimming Pools	4	\$100,300.00	0	\$0.00	15	\$457,950.00
Utility Buildings	18	\$296,081.71	0	\$0.00	36	\$515,681.71
Commercial Buildings	0	\$0.00	0	\$0.00	12	\$25,161,822.00
Manufacturing Buildings	0	\$0.00	0	\$0.00	2	\$12,660,240.00
Public/Semi-Public Bldgs.	0	\$0.00	0	\$0.00	0	\$0.00
Foundations	0	\$0.00	0	\$0.00	6	\$487,956.00
ADDITIONS/ALTERATIONS						
Residential Dwellings	118	\$1,482,377.44	116	\$929,999.71	683	\$8,231,512.38
Commercial Buildings	5	\$1,342,390.00	14	\$1,796,041.00	81	\$34,566,275.00
Manufacturing Buildings	0	\$0.00	3	\$401,375.00	8	\$1,202,421.00
Public/Semi-Public Bldgs.	1	\$2,185,000.00	0	\$0.00	8	\$2,696,500.00
TOTALS.....	158	\$7,276,519.15	139	\$3,841,908.71	935	\$101,128,510.09
Month's Combined Totals.....	297	\$11,118,427.86				

CHARLES C. BULOT, C.B.O. C.F.M.
BUILDING COMMISSIONER

EXCELLENCE | ACCOUNTABILITY | INNOVATION | INCLUSION | EMPOWERMENT
125 S. Lafayette Blvd. | Suite 100 | South Bend, Indiana 46601 | p 574.235.9554 | f 574.235.5541



JAMES D. MARKLE, R.A.
Design/Plan Review Specialist

**ST. JOSEPH COUNTY/SOUTH BEND
BUILDING DEPARTMENT**

125 S. Lafayette Blvd.
Suite 100
South Bend, IN 46601
Phone: (574)235-9554
Fax: (574)235-5541



CHARLES C. BULOT
BUILDING COMMISSIONER

AYOKA PAEK, MCP, MCIP
Zoning & Business Services Administrator

VALUATION REPORT

For The Month Of June, 2016

	<u>COUNTY</u>		<u>CITY</u>		<u>YEAR TO DATE COMBINED TOTALS</u>	
Single Family Dwellings	8	\$2,766,447.00	9	\$1,685,000.00	74	\$19,058,347.00
Duplexes	0	\$0.00	0	\$0.00	0	\$0.00
Multi-Family	0	\$0.00	0	\$0.00	1	\$27,793.00
Residential Garages	9	\$183,700.00	5	\$123,500.00	40	\$820,659.00
Residential Swimming Pools	5	\$141,160.00	0	\$0.00	20	\$599,110.00
Utility Buildings	19	\$407,425.00	0	\$0.00	55	\$923,106.71
Commercial Buildings	1	\$800,000.00	1	\$10,720,000.00	14	\$36,681,822.00
Manufacturing Buildings	0	\$0.00	0	\$0.00	2	\$12,660,240.00
Public/Semi-Public Bldgs.	0	\$0.00	0	\$0.00	0	\$0.00
Foundations	0	\$0.00	0	\$0.00	6	\$487,956.00
ADDITIONS/ALTERATIONS						
Residential Dwellings	102	\$1,541,971.20	104	\$1,063,369.00	889	\$10,836,852.58
Commercial Buildings	4	\$417,485.00	19	\$3,546,429.00	104	\$38,530,189.00
Manufacturing Buildings	0	\$0.00	0	\$0.00	8	\$1,202,421.00
Public/Semi-Public Bldgs.	0	\$0.00	4	\$410,463.00	12	\$3,106,963.00
TOTALS.....	148	\$6,258,188.20	142	\$17,548,761.00	1225	\$124,935,459.29
Month's Combined Totals.....	290	\$23,806,949.20				

**CHARLES C. BULOT, C.B.O. C.F.M.
BUILDING COMMISSIONER**



ST. JOSEPH COUNTY CITY OF SOUTH BEND



BUILDING DEPARTMENT

JAMES D. MARKLE, R.A.
Design/Plan Review Specialist

CHARLES C. BULOT
BUILDING COMMISSIONER

AYOKA PAEK, MCP, MCIP
Zoning & Business Services Administrator

VALUATION REPORT

For The Month Of July, 2016

	<u>COUNTY</u>		<u>CITY</u>		<u>YEAR TO DATE COMBINED TOTALS</u>	
Single Family Dwellings	11	\$2,072,001.00	9	\$2,405,000.00	94	\$23,535,348.00
Duplexes	0	\$0.00	0	\$0.00	0	\$0.00
Multi-Family	1	\$10,000.00	0	\$0.00	2	\$37,793.00
Residential Garages	2	\$10,600.00	6	\$58,500.00	48	\$889,759.00
Residential Swimming Pools	10	\$246,143.00	0	\$0.00	30	\$845,253.00
Utility Buildings	10	\$149,800.00	3	\$28,423.00	68	\$1,101,329.71
Commercial Buildings	2	\$132,000.00	3	\$3,030,533.00	19	\$39,844,355.00
Manufacturing Buildings	0	\$0.00	0	\$0.00	2	\$12,660,240.00
Public/Semi-Public Bldgs.	0	\$0.00	0	\$0.00	0	\$0.00
Foundations	0	\$0.00	0	\$0.00	6	\$487,956.00
ADDITIONS/ALTERATIONS						
Residential Dwellings	89	\$1,062,225.28	105	\$1,344,173.94	1083	\$13,243,251.80
Commercial Buildings	5	\$1,601,415.00	8	\$1,121,476.00	117	\$41,253,080.00
Manufacturing Buildings	1	\$218,000.00	0	\$0.00	9	\$1,420,421.00
Public/Semi-Public Bldgs.	0	\$0.00	0	\$0.00	12	\$3,106,963.00
TOTALS.....	131	\$5,502,184.28	134	\$7,988,105.94	1490	\$138,425,749.51
Month's Combined Totals.....	265	\$13,490,290.22				

CHARLES C. BULOT, C.B.O. C.F.M.
BUILDING COMMISSIONER

EXCELLENCE | ACCOUNTABILITY | INNOVATION | INCLUSION | EMPOWERMENT

125 S. Lafayette Blvd. | Suite 100 | South Bend, Indiana 46601 | p 574.235.9554 | f 574.235.5541



ST. JOSEPH COUNTY CITY OF SOUTH BEND



BUILDING DEPARTMENT

JAMES D. MARKLE, R.A.
Design/Plan Review Specialist

CHARLES C. BULOT
BUILDING COMMISSIONER

AYOKA PAEK, MCP, MCIP
Zoning & Business Services Administrator

VALUATION REPORT

For The Month Of August, 2016

	<u>COUNTY</u>		<u>CITY</u>		<u>YEAR TO DATE COMBINED TOTALS</u>	
Single Family Dwellings	15	\$4,143,000.00	5	\$1,550,000.00	114	\$29,228,348.00
Duplexes	0	\$0.00	0	\$0.00	0	\$0.00
Multi-Family	1	\$188,000.00	1	\$204,000.00	4	\$429,793.00
Residential Garages	7	\$126,038.00	6	\$96,000.00	61	\$1,111,797.00
Residential Swimming Pools	5	\$149,760.00	1	\$30,000.00	36	\$1,025,013.00
Utility Buildings	6	\$107,492.00	1	\$1,000.00	75	\$1,209,821.71
Commercial Buildings	2	\$1,725,000.00	2	\$2,178,439.00	23	\$43,747,794.00
Manufacturing Buildings	0	\$0.00	0	\$0.00	2	\$12,660,240.00
Public/Semi-Public Bldgs.	0	\$0.00	0	\$0.00	0	\$0.00
Foundations	0	\$0.00	0	\$0.00	6	\$487,956.00
ADDITIONS/ALTERATIONS						
Residential Dwellings	107	\$1,102,686.32	143	\$1,340,967.35	1333	\$15,686,905.47
Commercial Buildings	7	\$296,417.00	9	\$31,265,825.00	133	\$72,815,322.00
Manufacturing Buildings	0	\$0.00	0	\$0.00	9	\$1,420,421.00
Public/Semi-Public Bldgs.	0	\$0.00	1	\$24,750.00	13	\$3,131,713.00
TOTALS.....	150	\$7,838,393.32	169	\$36,690,981.35	1809	\$182,955,124.18
Month's Combined Totals.....	319	\$44,529,374.67				

CHARLES C. BULOT, C.B.O. C.F.M.
BUILDING COMMISSIONER

EXCELLENCE | ACCOUNTABILITY | INNOVATION | INCLUSION | EMPOWERMENT

125 S. Lafayette Blvd. | Suite 100 | South Bend, Indiana 46601 | p 574.235.9554 | f 574.235.5541



ST. JOSEPH COUNTY CITY OF SOUTH BEND



BUILDING DEPARTMENT

JAMES D. MARKLE, R.A.
Design/Plan Review Specialist

CHARLES C. BULOT
BUILDING COMMISSIONER

AYOKA PAEK, MCP, MCIP
Zoning & Business Services Administrator

VALUATION REPORT

For The Month Of September, 2016

	<u>COUNTY</u>		<u>CITY</u>		<u>YEAR TO DATE COMBINED TOTALS</u>	
Single Family Dwellings	15	\$3,773,500.00	5	\$1,000,500.00	134	\$34,002,348.00
Duplexes	0	\$0.00	0	\$0.00	0	\$0.00
Multi-Family	1	\$6,166,529.00	0	\$0.00	5	\$6,596,322.00
Residential Garages	8	\$83,701.00	4	\$56,200.00	73	\$1,251,698.00
Residential Swimming Pools	2	\$92,000.00	0	\$0.00	38	\$1,117,013.00
Utility Buildings	7	\$179,600.00	1	\$3,500.00	83	\$1,392,921.71
Commercial Buildings	0	\$0.00	1	\$150,000.00	24	\$43,897,794.00
Manufacturing Buildings	0	\$0.00	0	\$0.00	2	\$12,660,240.00
Public/Semi-Public Bldgs.	0	\$0.00	0	\$0.00	0	\$0.00
Foundations	0	\$0.00	0	\$0.00	6	\$487,956.00
ADDITIONS/ALTERATIONS						
Residential Dwellings	100	\$1,537,744.18	99	\$1,673,576.57	1532	\$18,898,226.22
Commercial Buildings	5	\$1,546,621.00	12	\$1,678,104.00	150	\$76,040,047.00
Manufacturing Buildings	0	\$0.00	0	\$0.00	9	\$1,420,421.00
Public/Semi-Public Bldgs.	3	\$1,973,518.00	0	\$0.00	16	\$5,105,231.00
TOTALS.....	141	\$15,353,213.18	122	\$4,561,880.57	2072	\$202,870,217.93
Month's Combined Totals.....	263	\$19,915,093.75				

CHARLES C. BULOT, C.B.O. C.F.M.
BUILDING COMMISSIONER

EXCELLENCE | ACCOUNTABILITY | INNOVATION | INCLUSION | EMPOWERMENT

125 S. Lafayette Blvd. | Suite 100 | South Bend, Indiana 46601 | p 574.235.9554 | f 574.235.5541



ST. JOSEPH COUNTY CITY OF SOUTH BEND



BUILDING DEPARTMENT

JAMES D. MARKLE, R.A.
Design/Plan Review Specialist

CHARLES C. BULOT
BUILDING COMMISSIONER

AYOKA PAEK, MCP, MCIP
Zoning & Business Services Administrator

VALUATION REPORT

For The Month Of October, 2016

	COUNTY		CITY		YEAR TO DATE COMBINED TOTALS	
Single Family Dwellings	7	\$2,094,493.00	1	\$650,000.00	142	\$36,746,841.00
Duplexes	0	\$0.00	0	\$0.00	0	\$0.00
Multi-Family	0	\$0.00	1	\$56,000.00	6	\$6,652,322.00
Residential Garages	11	\$179,969.00	5	\$63,500.00	89	\$1,495,167.00
Residential Swimming Pools	6	\$201,490.00	0	\$0.00	44	\$1,318,503.00
Utility Buildings	11	\$267,545.00	1	\$288.00	95	\$1,660,754.71
Commercial Buildings	5	\$2,467,563.00	5	\$5,053,050.00	34	\$51,418,407.00
Manufacturing Buildings	0	\$0.00	0	\$0.00	2	\$12,660,240.00
Public/Semi-Public Bldgs.	0	\$0.00	0	\$0.00	0	\$0.00
Foundations	0	\$0.00	0	\$0.00	6	\$487,956.00
ADDITIONS/ALTERATIONS						
Residential Dwellings	122	\$1,534,711.72	122	\$909,130.25	1776	\$21,342,068.19
Commercial Buildings	4	\$19,555,011.00	27	\$4,378,071.00	181	\$99,973,129.00
Manufacturing Buildings	1	\$45,000.00	0	\$0.00	10	\$1,465,421.00
Public/Semi-Public Bldgs.	0	\$0.00	1	\$15,000.00	17	\$5,120,231.00
TOTALS.....	167	\$26,345,782.72	163	\$11,125,039.25	2402	\$240,341,039.90
Month's Combined Totals.....	330	\$37,470,821.97				

CHARLES C. BULOT, C.B.O. C.F.M.
BUILDING COMMISSIONER

EXCELLENCE | ACCOUNTABILITY | INNOVATION | INCLUSION | EMPOWERMENT
125 S. Lafayette Blvd. | Suite 100 | South Bend, Indiana 46601 | p 574.235.9554 | f 574.235.5541



ST. JOSEPH COUNTY CITY OF SOUTH BEND



BUILDING DEPARTMENT

JAMES D. MARKLE, R.A.
Design/Plan Review Specialist

CHARLES C. BULOT
BUILDING COMMISSIONER

AYOKA PAEK, MCP, MCIP
Zoning & Business Services Administrator

VALUATION REPORT

For The Month Of November, 2016

	<u>COUNTY</u>		<u>CITY</u>		<u>YEAR TO DATE COMBINED TOTALS</u>	
Single Family Dwellings	17	\$4,053,000.00	6	\$1,120,000.00	165	\$41,919,841.00
Duplexes	0	\$0.00	2	\$400,000.00	2	\$400,000.00
Multi-Family	0	\$0.00	1	\$15,000.00	7	\$6,667,322.00
Residential Garages	4	\$54,982.00	6	\$58,501.00	99	\$1,608,650.00
Residential Swimming Pools	3	\$121,632.00	0	\$0.00	47	\$1,440,135.00
Utility Buildings	14	\$500,795.00	1	\$1,000.00	110	\$2,162,549.71
Commercial Buildings	0	\$0.00	3	\$14,420,152.88	37	\$65,838,559.88
Manufacturing Buildings	0	\$0.00	0	\$0.00	2	\$12,660,240.00
Public/Semi-Public Bldgs.	0	\$0.00	0	\$0.00	0	\$0.00
Foundations	1	\$500,000.00	0	\$0.00	7	\$987,956.00
ADDITIONS/ALTERATIONS						
Residential Dwellings	79	\$776,767.32	93	\$906,029.47	1948	\$23,024,864.98
Commercial Buildings	7	\$26,889,887.00	16	\$1,375,797.00	204	\$128,238,813.00
Manufacturing Buildings	1	\$61,801.00	0	\$0.00	11	\$1,527,222.00
Public/Semi-Public Bldgs.	0	\$0.00	3	\$422,174.00	20	\$5,542,405.00
TOTALS.....	126	\$32,958,864.32	131	\$18,718,654.35	2659	\$292,018,558.57
Month's Combined Totals.....	257	\$51,677,518.67				

CHARLES C. BULOT, C.B.O. C.F.M.
BUILDING COMMISSIONER

EXCELLENCE | ACCOUNTABILITY | INNOVATION | INCLUSION | EMPOWERMENT

125 S. Lafayette Blvd. | Suite 100 | South Bend, Indiana 46601 | p 574.235.9554 | f 574.235.5541



ST. JOSEPH COUNTY CITY OF SOUTH BEND



BUILDING DEPARTMENT

JAMES D. MARKLE, R.A.
Design/Plan Review Specialist

CHARLES C. BULOT
BUILDING COMMISSIONER

AYOKA PAEK, MCP, MCIP
Zoning & Business Services Administrator

VALUATION REPORT

For The Month Of December, 2016

	COUNTY		CITY		YEAR TO DATE COMBINED TOTALS	
Single Family Dwellings	11	\$2,919,939.00	3	\$499,000.00	179	\$45,338,780.00
Duplexes	0	\$0.00	0	\$0.00	2	\$400,000.00
Multi-Family	0	\$0.00	2	\$2,150,000.00	9	\$8,817,322.00
Residential Garages	2	\$31,304.00	0	\$0.00	101	\$1,639,954.00
Residential Swimming Pools	2	\$38,000.00	0	\$0.00	49	\$1,478,135.00
Utility Buildings	2	\$65,000.00	0	\$0.00	112	\$2,227,549.71
Commercial Buildings	0	\$0.00	1	\$1,000,000.00	38	\$66,838,559.88
Manufacturing Buildings	0	\$0.00	0	\$0.00	2	\$12,660,240.00
Public/Semi-Public Bldgs.	0	\$0.00	0	\$0.00	0	\$0.00
Foundations	0	\$0.00	0	\$0.00	7	\$987,956.00
ADDITIONS/ALTERATIONS						
Residential Dwellings	26	\$786,891.00	41	\$391,224.00	2015	\$24,202,979.98
Commercial Buildings	5	\$9,124,449.76	15	\$6,844,114.00	224	\$144,207,376.76
Manufacturing Buildings	0	\$0.00	0	\$0.00	11	\$1,527,222.00
Public/Semi-Public Bldgs.	1	\$40,000.00	0	\$0.00	21	\$5,582,405.00
TOTALS.....	49	\$13,005,583.76	62	\$10,884,338.00	2770	\$315,908,480.33
Month's Combined Totals.....	111	\$23,889,921.76				

CHARLES C. BULOT, C.B.O. C.F.M.
BUILDING COMMISSIONER

EXCELLENCE | ACCOUNTABILITY | INNOVATION | INCLUSION | EMPOWERMENT
125 S. Lafayette Blvd. | Suite 100 | South Bend, Indiana 46601 | p 574.235.9554 | f 574.235.5541

FY 2016

Monthly Financial Reports



JAMES D. MARKLE, R.A.
Design/Plan Review Specialist

**ST. JOSEPH COUNTY/SOUTH BEND
BUILDING DEPARTMENT**

125 S. Lafayette Blvd.
Suite 100
South Bend, IN 46601
Phone: (574)235-9554
Fax: (574)235-5541

CHARLES C. BULOT
BUILDING COMMISSIONER



MARK A. LYONS
Asst. Zoning Administrator

FINANCIAL REPORT

For The Month Of January, 2016

	<u>COUNTY</u>		<u>CITY</u>		<u>YEAR TO DATE COMBINED TOTALS</u>	
Building Permits	28	\$33,334.30	43	\$33,119.50	71	\$66,453.80
Improvement Location Permits	1	\$90.00	0	\$0.00	1	\$90.00
Fence Permits	0	\$0.00	0	\$0.00	0	\$0.00
Electric Permits	31	\$26,101.00	55	\$3,583.00	86	\$29,684.00
Plumbing Permits	36	\$1,551.00	75	\$4,187.00	111	\$5,738.00
Heating Permits	62	\$3,571.00	87	\$4,885.00	149	\$8,456.00
Demolition Permits	5	\$227.00	17	\$812.18	22	\$1,039.18
Sign Permits	3	\$185.00	7	\$560.00	10	\$745.00
Moving Permits	0	\$0.00	0	\$0.00	0	\$0.00
Penalties	1	\$120.00	1	\$725.40	2	\$845.40
Design Guidelines	0	\$0.00	0	\$0.00	0	\$0.00
NE Neighborhood Plan Review	0	\$0.00	3	\$480.00	3	\$480.00
Filing Fees	1	\$85.00	3	\$605.00	4	\$690.00
Zoning Documentation Fees	2	\$60.00	11	\$330.00	13	\$390.00
Sub-Total	170	\$65,324.30	302	\$49,287.08		
Contractor Licenses	46	\$4,600.00			46	\$4,600.00
Registrations	44	\$4,300.00			44	\$4,300.00
Test Filing Fees	3	\$150.00			3	\$150.00
Contractor Registrations	56	\$6,100.00			56	\$6,100.00
Sub-Total	149	\$15,150.00				
Copies	0	\$0.00			0	\$0.00
Fire Dept. Administration Fees	6	\$90.00			6	\$90.00
TOTALS.....					627	\$129,851.38
Month's Combined Totals.....	627	\$129,851.38				

CHARLES C. BULOT, C.B.O. C.F.M
BUILDING COMMISSIONER



JAMES D. MARKLE, R.A.
Design/Plan Review Specialist

**ST. JOSEPH COUNTY/SOUTH BEND
BUILDING DEPARTMENT**

125 S. Lafayette Blvd.
Suite 100
South Bend, IN 46601
Phone: (574)235-9554
Fax: (574)235-5541



CHARLES C. BULOT
BUILDING COMMISSIONER

AYOKA PAEK, MCP, MCIP
Zoning & Business Services Administrator

FINANCIAL REPORT

For The Month Of February, 2016

	COUNTY		CITY		YEAR TO DATE COMBINED TOTALS	
Building Permits	56	\$14,757.73	54	\$19,779.87	181	\$100,991.40
Improvement Location Permits	1	\$30.00	4	\$120.00	6	\$240.00
Fence Permits	0	\$0.00	6	\$235.00	6	\$235.00
Electric Permits	41	\$2,502.25	52	\$2,910.00	178	\$34,927.25
Plumbing Permits	51	\$2,161.00	67	\$7,518.00	230	\$15,589.00
Heating Permits	58	\$3,707.00	89	\$11,764.00	296	\$23,927.00
Demolition Permits	3	\$143.50	46	\$2,100.54	71	\$3,283.22
Sign Permits	1	\$80.00	12	\$990.00	23	\$1,815.00
Moving Permits	0	\$0.00	0	\$0.00	0	\$0.00
Penalties	3	\$860.82	1	\$120.00	6	\$1,826.22
Design Guidelines	0	\$0.00	0	\$0.00	0	\$0.00
NE Neighborhood Plan Review	0	\$0.00	1	\$160.00	4	\$640.00
Filing Fees	4	\$610.00	0	\$0.00	8	\$1,300.00
Zoning Documentation Fees	0	\$0.00	6	\$280.00	19	\$670.00
Violation Fines	0	\$0.00	0	\$0.00	0	\$0.00
Sub-Total	218	\$24,852.30	338	\$45,977.41		
Contractor Licenses	24	\$2,400.00			70	\$7,000.00
Registrations	19	\$1,800.00			63	\$6,100.00
Test Filing Fees	4	\$200.00			7	\$350.00
Contractor Registrations	61	\$6,100.00			117	\$12,200.00
Sub-Total	108	\$10,500.00				
Copies	0	\$0.00			0	\$0.00
Fire Dept. Administration Fees	11	\$165.00			17	\$255.00
TOTALS.....					1302	\$211,349.09
Month's Combined Totals.....	675	\$81,494.71				

CHARLES C. BULOT, C.B.O. C.F.M.
BUILDING COMMISSIONER



JAMES D. MARKLE, R.A.
Design/Plan Review Specialist

**ST. JOSEPH COUNTY/SOUTH BEND
BUILDING DEPARTMENT**

125 S. Lafayette Blvd.
Suite 100
South Bend, IN 46601
Phone: (574)235-9554
Fax: (574)235-5541



CHARLES C. BULOT
BUILDING COMMISSIONER

AYOKA PAEK, MCP, MCIP
Zoning & Business Services Administrator

FINANCIAL REPORT

For The Month Of March, 2016

	<u>COUNTY</u>		<u>CITY</u>		<u>YEAR TO DATE COMBINED TOTALS</u>	
Building Permits	83	\$9,615.80	93	\$17,807.40	357	\$128,414.60
Improvement Location Permits	2	\$1,440.00	1	\$40.00	9	\$1,720.00
Fence Permits	0	\$0.00	19	\$795.00	25	\$1,030.00
Electric Permits	50	\$3,751.00	58	\$8,438.00	286	\$47,116.25
Plumbing Permits	46	\$4,177.00	77	\$5,224.00	353	\$24,990.00
Heating Permits	39	\$4,989.00	70	\$9,598.00	405	\$38,514.00
Demolition Permits	10	\$484.09	12	\$597.76	93	\$4,365.07
Sign Permits	4	\$460.00	11	\$1,540.00	38	\$3,815.00
Moving Permits	0	\$0.00	1	\$125.00	1	\$125.00
Penalties	0	\$0.00	0	\$0.00	6	\$1,826.22
Design Guidelines	0	\$0.00	0	\$0.00	0	\$0.00
NE Neighborhood Plan Review	0	\$0.00	1	\$160.00	5	\$800.00
Filling Fees	6	\$735.00	4	\$1,050.00	18	\$3,085.00
Zoning Documentation Fees	0	\$0.00	1	\$50.00	20	\$720.00
Violation Fines	0	\$0.00	0	\$0.00	0	\$0.00
Sub-Total	240	\$25,651.89	348	\$45,425.16		
Contractor Licenses	19	\$2,375.00			89	\$9,375.00
Registrations	13	\$1,625.00			76	\$7,725.00
Test Filing Fees	1	\$50.00			8	\$400.00
Contractor Registrations	61	\$7,625.00			178	\$19,825.00
Sub-Total	94	\$11,675.00				
Copies	0	\$0.00			0	\$0.00
Fire Dept. Administration Fees	6	\$90.00			23	\$345.00
TOTALS.....					1990	\$294,191.14
Month's Combined Totals.....	688	\$82,842.05				

CHARLES C. BULOT, C.B.O. C.F.M.
BUILDING COMMISSIONER



JAMES D. MARKLE, R.A.
Design/Plan Review Specialist

**ST. JOSEPH COUNTY/SOUTH BEND
BUILDING DEPARTMENT**

125 S. Lafayette Blvd.
Suite 100
South Bend, IN 46601
Phone: (574)235-9554
Fax: (574)235-5541



CHARLES C. BULOT
BUILDING COMMISSIONER

AYOKA PAEK, MCP, MCIP
Zoning & Business Services Administrator

FINANCIAL REPORT

For The Month Of April, 2016

	<u>COUNTY</u>		<u>CITY</u>		<u>YEAR TO DATE COMBINED TOTALS</u>	
Building Permits	137	\$21,025.17	149	\$41,391.90	643	\$190,831.67
Improvement Location Permits	1	\$200.00	2	\$80.00	12	\$2,000.00
Fence Permits	0	\$0.00	26	\$1,135.00	51	\$2,165.00
Electric Permits	44	\$5,228.50	60	\$4,406.00	390	\$56,750.75
Plumbing Permits	54	\$5,650.00	68	\$4,261.00	475	\$34,901.00
Heating Permits	80	\$15,780.00	65	\$5,895.00	550	\$60,189.00
Demolition Permits	12	\$791.60	11	\$569.30	116	\$5,725.97
Sign Permits	3	\$280.00	10	\$695.00	51	\$4,790.00
Moving Permits	0	\$0.00	0	\$0.00	1	\$125.00
Penalties	2	\$220.00	1	\$80.00	9	\$2,126.22
Design Guidelines	0	\$0.00	0	\$0.00	0	\$0.00
NE Neighborhood Plan Review	0	\$0.00	2	\$320.00	7	\$1,120.00
Filling Fees	5	\$1,125.00	4	\$780.00	27	\$4,990.00
Zoning Documentation Fees	0	\$0.00	1	\$30.00	21	\$750.00
Violation Fines	2	\$250.00	0	\$0.00	2	\$250.00
Sub-Total	340	\$50,550.27	399	\$59,643.20		
Contractor Licenses	19	\$2,375.00			108	\$11,750.00
Registrations	10	\$1,250.00			86	\$8,975.00
Test Filling Fees	2	\$100.00			10	\$500.00
Contractor Registrations	69	\$8,600.00			247	\$28,425.00
Sub-Total	100	\$12,325.00				
Copies	0	\$0.00			0	\$0.00
Fire Dept. Administration Fees	8	\$120.00			31	\$465.00
TOTALS.....					2837	\$416,829.61
Month's Combined Totals.....	847	\$122,638.47				


CHARLES C. BULOT, C.B.O. C.F.M
BUILDING COMMISSIONER



JAMES D. MARKLE, R.A.
Design/Plan Review Specialist

**ST. JOSEPH COUNTY/SOUTH BEND
BUILDING DEPARTMENT**

125 S. Lafayette Blvd.
Suite 100
South Bend, IN 46601
Phone: (574)235-9554
Fax: (574)235-5541



CHARLES C. BULOT
BUILDING COMMISSIONER

AYOKA PAEK, MCP, MCIP
Zoning & Business Services Administrator

**FINANCIAL REPORT
For The Month Of May, 2016**

	<u>COUNTY</u>		<u>CITY</u>		<u>YEAR TO DATE COMBINED TOTALS</u>	
Building Permits	157	\$22,023.43	143	\$13,741.92	943	\$226,597.02
Improvement Location Permits	1	\$40.00	3	\$120.00	16	\$2,160.00
Fence Permits	0	\$0.00	24	\$985.00	75	\$3,150.00
Electric Permits	66	\$6,228.25	69	\$6,873.75	525	\$69,852.75
Plumbing Permits	61	\$5,520.00	61	\$4,553.00	597	\$44,974.00
Heating Permits	60	\$8,768.00	64	\$8,745.00	674	\$77,702.00
Demolition Permits	2	\$625.00	11	\$522.00	129	\$6,872.97
Sign Permits	4	\$385.00	16	\$1,135.00	71	\$6,310.00
Moving Permits	0	\$0.00	0	\$0.00	1	\$125.00
Penalties	1	\$333.84	1	\$80.00	11	\$2,540.06
Design Guidelines	0	\$0.00	0	\$0.00	0	\$0.00
NE Neighborhood Plan Review	0	\$0.00	0	\$0.00	7	\$1,120.00
Filing Fees	9	\$1,125.00	10	\$1,640.00	46	\$7,755.00
Zoning Documentation Fees	1	\$50.00	1	\$30.00	23	\$830.00
Violation Fines	6	\$700.00	0	\$0.00	8	\$950.00
Sub-Total	368	\$45,798.52	403	\$38,425.67		
Contractor Licenses	22	\$2,750.00			130	\$14,500.00
Registrations	9	\$1,125.00			95	\$10,100.00
Test Filing Fees	1	\$50.00			11	\$550.00
Contractor Registrations	77	\$9,525.00			324	\$37,950.00
Sub-Total	109	\$13,450.00				
Copies	0	\$0.00			0	\$0.00
Fire Dept. Administration Fees	10	\$150.00			41	\$615.00
TOTALS.....					3727	\$514,653.80
Month's Combined Totals.....	890	\$97,824.19				

CHARLES C. BULOT, C.B.O. C.F.M.
BUILDING COMMISSIONER



JAMES D. MARKLE, R.A.
Design/Plan Review Specialist

**ST. JOSEPH COUNTY/SOUTH BEND
BUILDING DEPARTMENT**

125 S. Lafayette Blvd.
Suite 100
South Bend, IN 46601
Phone: (574)235-9554
Fax: (574)235-5541



CHARLES C. BULOT
BUILDING COMMISSIONER

AYOKA PAEK, MCP, MCIP
Zoning & Business Services Administrator

FINANCIAL REPORT

For The Month Of June, 2016

	<u>COUNTY</u>		<u>CITY</u>		<u>YEAR TO DATE COMBINED TOTALS</u>	
Building Permits	151	\$20,977.14	142	\$27,742.07	1236	\$275,316.23
Improvement Location Permits	4	\$160.00	1	\$40.00	21	\$2,360.00
Fence Permits	0	\$0.00	26	\$1,115.00	101	\$4,265.00
Electric Permits	66	\$6,294.75	80	\$6,991.00	671	\$83,138.50
Plumbing Permits	63	\$3,172.00	83	\$4,326.00	743	\$52,472.00
Heating Permits	92	\$7,838.00	89	\$11,929.00	855	\$97,469.00
Demolition Permits	9	\$440.00	13	\$2,307.78	151	\$9,620.75
Sign Permits	2	\$420.00	15	\$1,355.00	88	\$8,085.00
Moving Permits	1	\$125.00	0	\$0.00	2	\$250.00
Penalties	1	\$100.00	1	\$80.00	13	\$2,720.06
Design Guidelines	0	\$0.00	0	\$0.00	0	\$0.00
NE Neighborhood Plan Review	0	\$0.00	2	\$480.00	9	\$1,600.00
Filing Fees	10	\$1,210.00	5	\$470.00	61	\$9,435.00
Zoning Documentation Fees	4	\$250.00	2	\$100.00	29	\$1,180.00
Violation Fines	2	\$100.00	0	\$0.00	10	\$1,050.00
Sub-Total	405	\$41,086.89	459	\$56,935.85		
Contractor Licenses	24	\$3,000.00			154	\$17,500.00
Registrations	14	\$1,750.00			109	\$11,850.00
Test Filing Fees	2	\$100.00			13	\$650.00
Contractor Registrations	92	\$11,275.00			416	\$49,225.00
Sub-Total	132	\$16,125.00				
Copies	0	\$0.00			0	\$0.00
Fire Dept. Administration Fees	15	\$225.00			56	\$840.00
TOTALS.....					4738	\$629,026.54
Month's Combined Totals.....	1011	\$114,372.74				

CHARLES C. BULOT, C.B.O. C.F.M
BUILDING COMMISSIONER



JAMES D. MARKLE, R.A.
Design/Plan Review Specialist

**ST. JOSEPH COUNTY/SOUTH BEND
BUILDING DEPARTMENT**

125 S. Lafayette Blvd.
Suite 100
South Bend, IN 46601
Phone: (574)235-9554
Fax: (574)235-5541



CHARLES C. BULOT
BUILDING COMMISSIONER

AYOKA PAEK, MCP, MCIP
Zoning & Business Services Administrator

FINANCIAL REPORT

For The Month Of July, 2016

	<u>COUNTY</u>		<u>CITY</u>		<u>YEAR TO DATE COMBINED TOTALS</u>	
Building Permits	134	\$18,507.91	134	\$17,651.33	1504	\$311,475.47
Improvement Location Permits	0	\$0.00	4	\$160.00	25	\$2,520.00
Fence Permits	0	\$0.00	23	\$955.00	124	\$5,220.00
Electric Permits	56	\$4,830.00	83	\$7,829.50	810	\$95,798.00
Plumbing Permits	56	\$2,903.00	60	\$4,090.00	859	\$59,465.00
Heating Permits	86	\$11,050.00	86	\$6,954.00	1027	\$115,473.00
Demolition Permits	8	\$372.46	3	\$147.50	162	\$10,140.71
Sign Permits	1	\$85.00	5	\$365.00	94	\$8,535.00
Moving Permits	0	\$0.00	0	\$0.00	2	\$250.00
Penalties	1	\$150.00	1	\$130.00	15	\$3,000.06
Design Guidelines	0	\$0.00	0	\$0.00	0	\$0.00
NE Neighborhood Plan Review	0	\$0.00	1	\$160.00	10	\$1,760.00
Filing Fees	9	\$1,245.00	7	\$1,570.00	77	\$12,250.00
Zoning Documentation Fees	2	\$80.00	1	\$50.00	32	\$1,310.00
Violation Fines	8	\$1,650.00	1	\$50.00	19	\$2,750.00
Sub-Total	361	\$40,873.37	409	\$40,112.33		
Contractor Licenses	24	\$3,000.00			178	\$20,500.00
Registrations	14	\$1,700.00			123	\$13,550.00
Test Filing Fees	8	\$400.00			21	\$1,050.00
Contractor Registrations	58	\$7,225.00			474	\$56,450.00
Sub-Total	104	\$12,325.00				
Copies	1	\$6.00			1	\$6.00
Fire Dept. Administration Fees	6	\$90.00			62	\$930.00
TOTALS.....					5619	\$722,433.24
Month's Combined Totals.....	881	\$93,406.70				

CHARLES C. BULOT, C.B.O. C.F.M.
BUILDING COMMISSIONER



JAMES D. MARKLE, R.A.
Design/Plan Review Specialist

**ST. JOSEPH COUNTY/SOUTH BEND
BUILDING DEPARTMENT**

125 S. Lafayette Blvd.
Suite 100
South Bend, IN 46601
Phone: (574)235-9554
Fax: (574)235-5541



CHARLES C. BULOT
BUILDING COMMISSIONER
FINANCIAL REPORT

AYOKA PAEK, MCP, MCIP
Zoning & Business Services Administrator

For The Month Of August, 2016

	COUNTY		CITY		YEAR TO DATE COMBINED TOTALS	
Building Permits	153	\$25,948.01	172	\$35,797.66	1829	\$373,221.14
Improvement Location Permits	1	\$80.00	1	\$40.00	27	\$2,640.00
Fence Permits	0	\$0.00	33	\$1,636.00	157	\$6,856.00
Electric Permits	70	\$4,627.00	105	\$6,091.75	985	\$106,516.75
Plumbing Permits	75	\$9,136.00	91	\$7,510.00	1025	\$76,111.00
Heating Permits	97	\$6,579.00	95	\$9,122.00	1219	\$131,174.00
Demolition Permits	8	\$537.96	2	\$80.00	172	\$10,758.67
Sign Permits	9	\$665.00	9	\$1,900.00	112	\$11,100.00
Moving Permits	0	\$0.00	0	\$0.00	2	\$250.00
Penalties	0	\$0.00	2	\$313.38	17	\$3,313.44
Design Guidelines	0	\$0.00	0	\$0.00	0	\$0.00
NE Neighborhood Plan Review	0	\$0.00	0	\$0.00	10	\$1,760.00
Filling Fees	14	\$1,725.00	11	\$1,330.00	102	\$15,305.00
Zoning Documentation Fees	3	\$110.00	5	\$230.00	40	\$1,650.00
Violation Fines	7	\$500.00	1	\$300.00	27	\$3,550.00
Sub-Total	437	\$49,907.97	527	\$64,350.79		
Contractor Licenses	25	\$3,125.00			203	\$23,625.00
Registrations	8	\$1,000.00			131	\$14,550.00
Test Filling Fees	4	\$200.00			25	\$1,250.00
Contractor Registrations	101	\$12,600.00			575	\$69,050.00
Sub-Total	138	\$16,925.00				
Copies	0	\$0.00			1	\$6.00
Fire Dept. Administration Fees	6	\$90.00			68	\$1,020.00
TOTALS.....					6727	\$853,707.00
Month's Combined Totals.....	1108	\$131,273.76				

CHARLES C. BULOT, C.B.O. C.F.M.
BUILDING COMMISSIONER



JAMES D. MARKLE, R.A.
Design/Plan Review Specialist

**ST. JOSEPH COUNTY/SOUTH BEND
BUILDING DEPARTMENT**

125 S. Lafayette Blvd.
Suite 100
South Bend, IN 46601
Phone: (574)235-9554
Fax: (574)235-5541



CHARLES C. BULOT
BUILDING COMMISSIONER

AYOKA PAEK, MCP, MCIP
Zoning & Business Services Administrator

FINANCIAL REPORT

For The Month Of September, 2016

	<u>COUNTY</u>		<u>CITY</u>		<u>YEAR TO DATE COMBINED TOTALS</u>	
Building Permits	143	\$26,381.00	123	\$14,772.96	2095	\$414,375.10
Improvement Location Permits	0	\$0.00	3	\$200.00	30	\$2,840.00
Fence Permits	0	\$0.00	18	\$750.00	175	\$7,606.00
Electric Permits	73	\$7,001.00	55	\$3,742.00	1113	\$117,259.75
Plumbing Permits	76	\$4,848.00	64	\$3,086.00	1165	\$84,045.00
Heating Permits	87	\$6,330.00	116	\$7,495.00	1422	\$144,999.00
Demolition Permits	6	\$304.00	30	\$1,548.90	208	\$12,611.57
Sign Permits	7	\$805.00	6	\$545.00	125	\$12,450.00
Moving Permits	0	\$0.00	0	\$0.00	2	\$250.00
Penalties	1	\$80.00	2	\$190.00	20	\$3,583.44
Design Guidelines	0	\$0.00	0	\$0.00	0	\$0.00
NE Neighborhood Plan Review	0	\$0.00	2	\$320.00	12	\$2,080.00
Filling Fees	8	\$985.00	7	\$640.00	117	\$16,930.00
Zoning Documentation Fees	4	\$160.00	4	\$140.00	48	\$1,950.00
Violation Fines	12	\$1,150.00	2	\$150.00	41	\$4,850.00
Sub-Total	417	\$48,044.00	432	\$33,579.86		
Contractor Licenses	15	\$1,875.00			218	\$25,500.00
Registrations	14	\$1,725.00			145	\$16,275.00
Test Filing Fees	5	\$250.00			30	\$1,500.00
Contractor Registrations	68	\$8,425.00			643	\$77,475.00
Sub-Total	102	\$12,275.00				
Copies	0	\$0.00			1	\$6.00
Fire Dept. Administration Fees	3	\$45.00			71	\$1,065.00
TOTALS.....					7681	\$947,650.86
Month's Combined Totals.....	954	\$93,943.86				

CHARLES C. BULOT, C.B.O. C.F.M.
BUILDING COMMISSIONER



JAMES D. MARKLE, R.A.
Design/Plan Review Specialist

**ST. JOSEPH COUNTY/SOUTH BEND
BUILDING DEPARTMENT**

125 S. Lafayette Blvd.
Suite 100
South Bend, IN 46601
Phone: (574)235-9554
Fax: (574)235-5541



CHARLES C. BULOT
BUILDING COMMISSIONER
FINANCIAL REPORT

AYOKA PAEK, MCP, MCIP
Zoning & Business Services Administrator

For The Month Of October, 2016

	<u>COUNTY</u>		<u>CITY</u>		<u>YEAR TO DATE COMBINED TOTALS</u>	
Building Permits	168	\$44,783.94	163	\$28,570.11	2426	\$487,729.15
Improvement Location Permits	3	\$165.00	0	\$0.00	33	\$3,005.00
Fence Permits	0	\$0.00	13	\$575.00	188	\$8,181.00
Electric Permits	69	\$9,519.50	69	\$12,046.25	1251	\$138,825.50
Plumbing Permits	76	\$5,243.00	89	\$6,901.00	1330	\$96,189.00
Heating Permits	70	\$6,192.00	106	\$8,609.00	1598	\$159,800.00
Demolition Permits	7	\$302.64	23	\$1,223.54	238	\$14,137.75
Sign Permits	3	\$225.00	12	\$1,470.00	140	\$14,145.00
Moving Permits	0	\$0.00	0	\$0.00	2	\$250.00
Penalties	1	\$240.00	2	\$374.00	23	\$4,197.44
Design Guidelines	0	\$0.00	0	\$0.00	0	\$0.00
NE Neighborhood Plan Review	0	\$0.00	0	\$0.00	12	\$2,080.00
Filing Fees	12	\$1,645.00	4	\$340.00	133	\$18,915.00
Zoning Documentation Fees	1	\$50.00	4	\$160.00	53	\$2,160.00
Violation Fines	12	\$1,450.00	1	\$100.00	54	\$6,400.00
Sub-Total	422	\$69,816.08	486	\$60,368.90		
Contractor Licenses	19	\$2,375.00			237	\$27,875.00
Registrations	11	\$1,375.00			156	\$17,650.00
Test Filing Fees	6	\$300.00			36	\$1,800.00
Contractor Registrations	80	\$9,900.00			723	\$87,375.00
Sub-Total	116	\$13,950.00				
Copies	0	\$0.00			1	\$6.00
Fire Dept. Administration Fees	9	\$135.00			80	\$1,200.00
TOTALS.....					8714	\$1,091,920.84
Month's Combined Totals.....	1033	\$144,269.98				

Charles C. Bulot
CHARLES C. BULOT, C.B.O. C.F.M
BUILDING COMMISSIONER



JAMES D. MARKLE, R.A.
Design/Plan Review Specialist

**ST. JOSEPH COUNTY/SOUTH BEND
BUILDING DEPARTMENT**

125 S. Lafayette Blvd.
Suite 100
South Bend, IN 46601
Phone: (574)235-9554
Fax: (574)235-5541



CHARLES C. BULOT
BUILDING COMMISSIONER

AYOKA PAEK, MCP, MCIP
Zoning & Business Services Administrator

FINANCIAL REPORT

For The Month Of November, 2016

	<u>COUNTY</u>		<u>CITY</u>		<u>YEAR TO DATE COMBINED TOTALS</u>	
Building Permits	129	\$35,736.58	132	\$31,504.21	2687	\$554,969.94
Improvement Location Permits	0	\$0.00	0	\$0.00	33	\$3,005.00
Fence Permits	0	\$0.00	14	\$670.00	202	\$8,851.00
Electric Permits	55	\$4,232.00	77	\$22,329.75	1383	\$165,387.25
Plumbing Permits	68	\$4,632.00	60	\$10,469.00	1458	\$111,290.00
Heating Permits	103	\$8,826.00	127	\$8,166.00	1828	\$176,792.00
Demolition Permits	6	\$1,205.00	13	\$520.00	257	\$15,862.75
Sign Permits	1	\$40.00	10	\$1,705.00	151	\$15,890.00
Moving Permits	0	\$0.00	0	\$0.00	2	\$250.00
Penalties	0	\$0.00	3	\$865.40	26	\$5,062.84
Design Guidelines	0	\$0.00	0	\$0.00	0	\$0.00
NE Neighborhood Plan Review	0	\$0.00	0	\$0.00	12	\$2,080.00
Filing Fees	4	\$745.00	4	\$875.00	141	\$20,535.00
Zoning Documentation Fees	2	\$100.00	2	\$80.00	57	\$2,340.00
Violation Fines	4	\$450.00	0	\$0.00	58	\$6,850.00
Sub-Total	372	\$55,966.58	442	\$77,184.36		
Contractor Licenses	27	\$3,375.00			264	\$31,250.00
Registrations	16	\$2,000.00			172	\$19,650.00
Test Filing Fees	3	\$150.00			39	\$1,950.00
Contractor Registrations	65	\$8,075.00			788	\$95,450.00
Sub-Total	111	\$13,600.00				
Copies	0	\$0.00			1	\$6.00
Fire Dept. Administration Fees	11	\$165.00			91	\$1,365.00
TOTALS.....					9650	\$1,238,836.78
Month's Combined Totals.....	936	\$146,915.94				

CHARLES C. BULOT, C.B.O. C.F.M.
BUILDING COMMISSIONER



JAMES D. MARKLE, R.A.
Design/Plan Review Specialist

**ST. JOSEPH COUNTY/SOUTH BEND
BUILDING DEPARTMENT**

125 S. Lafayette Blvd.
Suite 100
South Bend, IN 46601
Phone: (574)235-9554
Fax: (574)235-5541



CHARLES C. BULOT
BUILDING COMMISSIONER

AYOKA PAEK, MCP, MCIP
Zoning & Business Services Administrator

FINANCIAL REPORT

For The Month Of December, 2016

	<u>COUNTY</u>		<u>CITY</u>		<u>YEAR TO DATE COMBINED TOTALS</u>	
Building Permits	49	\$15,293.20	62	\$18,488.57	2798	\$588,751.71
Improvement Location Permits	0	\$0.00	1	\$40.00	34	\$3,045.00
Fence Permits	0	\$0.00	1	\$100.00	203	\$8,951.00
Electric Permits	51	\$4,080.25	60	\$3,269.00	1494	\$172,736.50
Plumbing Permits	44	\$2,215.00	57	\$2,902.00	1559	\$116,407.00
Heating Permits	73	\$4,670.00	99	\$8,981.00	2000	\$190,443.00
Demolition Permits	1	\$80.00	6	\$280.00	264	\$16,222.75
Sign Permits	1	\$85.00	3	\$305.00	155	\$16,280.00
Moving Permits	0	\$0.00	0	\$0.00	2	\$250.00
Penalties	1	\$160.00	3	\$848.00	30	\$6,070.84
Design Guidelines	0	\$0.00	0	\$0.00	0	\$0.00
NE Neighborhood Plan Review	0	\$0.00	0	\$0.00	12	\$2,080.00
Filing Fees	1	\$130.00	2	\$170.00	144	\$20,835.00
Zoning Documentation Fees	0	\$0.00	2	\$100.00	59	\$2,440.00
Violation Fines	3	\$600.00	1	\$100.00	62	\$7,550.00
Sub-Total	224	\$27,313.45	297	\$35,583.57		
Contractor Licenses	76	\$9,500.00			340	\$40,750.00
Registrations	43	\$5,375.00			215	\$25,025.00
Test Filing Fees	4	\$200.00			43	\$2,150.00
Contractor Registrations	49	\$6,125.00			837	\$101,575.00
Sub-Total	172	\$21,200.00				
Copies	0	\$0.00			1	\$6.00
Fire Dept. Administration Fees	5	\$75.00			96	\$1,440.00
TOTALS.....					10348	\$1,323,008.80
Month's Combined Totals.....	698	\$84,172.02				


CHARLES C. BULOT, C.B.O. C.F.M
BUILDING COMMISSIONER

Year End Valuations



ST. JOSEPH COUNTY CITY OF SOUTH BEND



BUILDING DEPARTMENT

JAMES D. MARKLE, R.A.
Design/Plan Review Specialist

CHARLES C. BULOT
BUILDING COMMISSIONER

AYOKA PAEK, MCP, MCIP
Zoning & Business Services Administrator

VALUATION REPORT
For The Year Of 2016

	<u>COUNTY</u>		<u>CITY</u>	
Single Family Dwellings	118	\$30,123,880.00	61	\$15,214,900.00
Duplexes	0	\$0.00	2	\$400,000.00
Multi-Family	3	\$6,364,529.00	6	\$2,452,793.00
Residential Garages	59	\$1,047,153.00	42	\$592,801.00
Residential Swimming Pools	46	\$1,413,685.00	3	\$64,450.00
Utility Buildings	103	\$2,182,338.71	9	\$45,211.00
Commercial Buildings	16	\$13,217,207.00	22	\$53,621,352.88
Manufacturing Buildings	2	\$12,660,240.00	0	\$0.00
Public/Semi-Public Bldgs.	0	\$0.00	0	\$0.00
Foundations	3	\$511,000.00	4	\$476,956.00
ADDITIONS AND/OR ALTERATIONS				
Residential Dwellings	961	\$13,204,941.34	1054	\$10,998,038.64
Commercial Buildings	50	\$65,320,260.76	174	\$78,887,116.00
Manufacturing Buildings	5	\$446,801.00	6	\$1,080,421.00
Public/Semi-Public Bldgs.	7	\$4,298,518.00	14	\$1,283,887.00
TOTALS.....	1373	\$150,790,553.81	1397	\$165,117,926.52
COMBINED TOTALS.....	2770	\$315,908,480.33		

CHARLES C. BULOT, C.B.O. C.F.M.
BUILDING COMMISSIONER

EXCELLENCE | ACCOUNTABILITY | INNOVATION | INCLUSION | EMPOWERMENT
125 S. Lafayette Blvd. | Suite 100 | South Bend, Indiana 46601 | p 574.235.9554 | f 574.235.5541



ST. JOSEPH COUNTY CITY OF SOUTH BEND



BUILDING DEPARTMENT

JAMES D. MARKLE, R.A.
Design/Plan Review Specialist

CHARLES C. BULOT
BUILDING COMMISSIONER

AYOKA PAEK, MCP, MCIP
Zoning & Business Services Administrator

**VALUATION REPORT
For The Year Of 2016**

179	Single Family Dwellings	\$45,338,780.00
2	Duplexes	\$400,000.00
9	Multi-Family	\$8,817,322.00
101	Residential Garages	\$1,639,954.00
49	Residential Swimming Pools	\$1,478,135.00
112	Utility Buildings	\$2,227,549.71
38	Commercial Buildings	\$66,838,559.88
2	Manufacturing Buildings	\$12,660,240.00
0	Public/Semi-Public Bldgs.	\$0.00
7	Foundations	\$987,956.00
ADDITIONS AND/OR ALTERATIONS		
2015	Residential Dwellings	\$24,202,979.98
224	Commercial Buildings	\$144,207,376.76
11	Manufacturing Buildings	\$1,527,222.00
21	Public/Semi-Public Bldgs.	\$5,582,405.00
TOTAL VALUATION OF 2770 PERMITS		\$315,908,480.33

CHARLES C. BULOT, C.B.O. C.F.M
BUILDING COMMISSIONER

EXCELLENCE | ACCOUNTABILITY | INNOVATION | INCLUSION | EMPOWERMENT
125 S. Lafayette Blvd. | Suite 100 | South Bend, Indiana 46601 | p 574.235.9554 | f 574.235.5541

FY 2016

Year End Financials



ST. JOSEPH COUNTY CITY OF SOUTH BEND



BUILDING DEPARTMENT

JAMES D. MARKLE, R.A.
Design/Plan Review Specialist

CHARLES C. BULOT
BUILDING COMMISSIONER

AYOKA PAEK, MCP, MCIP
Zoning & Business Services Administrator

FINANCIAL REPORT
For The Year Of 2016

	<u>COUNTY</u>		<u>CITY</u>	
Building Permits	1388	\$288,384.21	1410	\$300,367.50
Improvement Location Permits	14	\$2,205.00	20	\$840.00
Fence Permits	0	\$0.00	203	\$8,951.00
Electric Permits	671	\$84,226.50	823	\$88,510.00
Plumbing Permits	707	\$51,380.00	852	\$65,027.00
Heating Permits	907	\$88,300.00	1093	\$102,143.00
Demolition Permits	77	\$5,513.25	187	\$10,709.50
Sign Permits	39	\$3,715.00	116	\$12,565.00
Moving Permits	1	\$125.00	1	\$125.00
Penalties	12	\$2,264.66	18	\$3,806.18
Design Guidelines	0	\$0.00	0	\$0.00
NE Neighborhood Plan Review	0	\$0.00	12	\$2,080.00
Filing Fees	83	\$11,365.00	61	\$9,470.00
Zoning Documentation Fees	19	\$860.00	40	\$1,580.00
Violation Fines	56	\$6,850.00	6	\$700.00
Sub-Total	<u>3974</u>	<u>\$545,188.62</u>	<u>4842</u>	<u>\$606,874.18</u>
Contractor Licenses	340	\$40,750.00		
Registrations	215	\$25,025.00		
Test Filing Fees	43	\$2,150.00		
Contractor Registrations	837	\$101,575.00		
Sub-Total	<u>1435</u>	<u>\$169,500.00</u>		
Copies	1	\$6.00		
Fire Dept. Administration Fees	96	\$1,440.00		

GRAND TOTALS.....

10348 \$1,323,008.80

CHARLES C. BULOT, C.B.O. C.F.M
BUILDING COMMISSIONER

EXCELLENCE | ACCOUNTABILITY | INNOVATION | INCLUSION | EMPOWERMENT

125 S. Lafayette Blvd. | Suite 100 | South Bend, Indiana 46601 | p 574.235.9554 | f 574.235.5541



ST. JOSEPH COUNTY CITY OF SOUTH BEND



BUILDING DEPARTMENT

JAMES D. MARKLE, R.A.
Design/Plan Review Specialist

CHARLES C. BULOT
BUILDING COMMISSIONER

AYOKA PAEK, MCP, MCIP
Zoning & Business Services Administrator

**FINANCIAL REPORT
For The Year Of 2016**

2798	Building Permits	\$588,751.71
34	Improvement Location Permits	\$3,045.00
203	Fence Permits	\$8,951.00
1494	Electric Permits	\$172,736.50
1559	Plumbing Permits	\$116,407.00
2000	Heating Permits	\$190,443.00
264	Demolition Permits	\$16,222.75
155	Sign Permits	\$16,280.00
2	Moving Permits	\$250.00
30	Penalties	\$6,070.84
0	Design Guidelines	\$0.00
12	NE Neighborhood Plan Review	\$2,080.00
144	Filing Fees	\$20,835.00
59	Zoning Documentation Fees	\$2,440.00
62	Violation Fines	\$7,550.00
340	Contractor Licenses	\$40,750.00
215	Registrations	\$25,025.00
43	Test Filing Fees	\$2,150.00
837	Contractor Registrations	\$101,575.00
1	Copies	\$6.00
96	Fire Dept. Administration Fees	\$1,440.00
<hr/>		<hr/>
10348	TOTAL FEES COLLECTED	\$1,323,008.80

CHARLES C. BULOT, C.B.O. C.F.M.
BUILDING COMMISSIONER

EXCELLENCE | ACCOUNTABILITY | INNOVATION | INCLUSION | EMPOWERMENT

125 S. Lafayette Blvd. | Suite 100 | South Bend, Indiana 46601 | p 574.235.9554 | f 574.235.5541

Statement of Revenues and Expenditures

ST. JOSEPH COUNTY/SOUTH BEND BUILDING DEPARTMENT

STATEMENT OF REVENUES AND EXPENDITURES
FOR THE YEAR ENDING DECEMBER 31, 2016

REVENUES:

Construction Permits	1,149,988.80
Contractor Registrations and Licenses	169,500.00
Inspection Fees	0.00
Interest on Investments	19,490.68
Fire Department Review Fees	1,440.00
Reimbursement from Econ. Dev.	0.00
Sales of Fixed Assets - Vehicles	966.00
Miscellaneous Revenue	1,187.25
Northeast Neighborhood Design Fees	2,080.00
TOTAL OPERATING REVENUES.....	1,344,652.73

EXPENDITURES:

Salaries	640,309.06
Benefits	291,763.08
Temporary Services	6,115.41
Office Supplies & Printing	9,273.61
Legal Publication	0.00
Postage	5,127.42
Telephone	6,471.28
Office/Computer Equipment	25,444.26
Vehicle Expenses	22,663.29
Automobile and Copier Lease	16,806.51
Building Maintenance and Utilities	11,631.00
Travel and Education	4,061.19
Liability	4,980.00
City Administration Fees/311 Call Center	35,974.45
Radio Communications	0.00
Dues, Membership, & Subscription	2,234.63
County Attorney	12,575.27
Refund/Bad Checks/Promotional	569.78
TOTAL OPERATING EXPENDITURES.....	1,096,000.24

Capital Expenditures 0.00

TOTAL EXPENDITURES INCLUDING CAPITAL..... 1,096,000.24

EXCESS REVENUES OVER (UNDER) EXPENDITURES..... 248,652.49

TOTAL BALANCE..... 829,476.11

Statement of Revenues and Expenditures – 10 year

BUILDING DEPARTMENT STATEMENT OF REVENUES AND EXPENDITURES FOR THE YEARS OF 2007 THRU 2016

	2007	2008	2009	2010	2011	2012	2013	2014	2015	2016
REVENUES:										
Construction Permits	905,833	976,912	798,729	688,328	723,611	834,002	784,154	837,061	1,251,827	1,149,989
Contractor Licenses/Registrations	171,800	178,025	169,250	169,150	154,875	150,750	153,850	155,150	163,400	169,500
Inspection Fees	350	1,125	825	325	25	890	600	660	0	0
Interest on Investments	791	1,440	674	129	113	380	667	930	6,892	19,491
Fire Department Review Fees							1,515	1,470	1,485	1,440
Northeast Neighborhood Review Fees							4,640	2,720	2,080	2,080
Fixed Assets Disposal	0	7,908	0	6,394	3,772	5,336	1,198	828	828	966
Reimbursements	7,908	2,484	12,537	10,503	7,773	8,017	1,089	8,917	0	0
Miscellaneous Revenues	0	2,058	0	780	0	6,237	6,516	1,568	14,522	1,187
TOTAL REVENUES	1,086,682	1,169,952	982,015	875,609	890,169	1,005,612	954,229	1,009,305	1,441,034	1,344,653
EXPENDITURES:										
Salaries	706,155	684,849	714,317	634,596	553,055	574,716	635,557	622,888	617,080	646,424
Benefits	250,750	253,050	257,967	176,032	186,591	197,889	228,432	237,543	264,243	291,763
Office Supplies & Printing	8,826	10,435	6,460	4,430	5,911	6,018	11,933	9,931	9,316	9,274
Other Repairs & Maint.	208	0	0	0	0	0	0	0	0	0
Legal Publications/Title Insurance	519	3,124	6	0	30	454	0	356	0	0
Postage	3,116	2,828	2,748	2,311	2,279	2,852	2,147	1,578	2,145	5,127
Telephone	3,923	3,414	3,136	3,150	4,563	5,623	5,040	4,920	4,800	6,471
Office/Computer Equipment	1,784	3,301	3,562	3,550	3,724	6,599	13,079	7,442	10,895	25,444
Vehicle Repairs	36,367	41,311	36,015	35,472	27,334	33,512	32,870	12,417	20,253	22,663
Automobile and Copier Lease	4,620	4,235	3,907	808	4,350	8,699	14,744	16,027	20,696	16,807
Buildings										
Lease/Reimb./Maint.&Util	10,000	10,000	10,000	10,000	10,000	10,000	10,000	10,000	10,000	11,631
Misc. Charges & Services	0	4,000	0	0	0	0	0	0	0	0
Insurance/Liability	14,172	12,518	13,800	12,861	20,160	12,396	12,576	17,184	5,568	4,980
Travel/Training	843	4,357	3,205	1,986	3,036	2,359	4,748	1,173	4,953	4,061
Legal Services - County	12,809	12,809	12,809	12,809	12,809	12,809	13,809	6,374	18,122	12,575
City Administration Fees/311 Call Center	20,175	19,899	14,136	21,843	20,724	19,344	17,376	30,944	37,549	35,974
Radio Communications	2,924	3,033	2,328	2,395	2,232	2,340	2,508	122	49	0
Refunds	1,608	1,080	1,882	430	306	824	20	340	551	570
Dues, Membership & Subscriptions	1,765	2,000	1,740	1,651	1,532	956	1,498	1,588	1,245	2,235
Bad Debts/Uncollected NSF Checks	0	270	0	0	105	20	0	347	0	0
TOTAL OPER. EXPENSES	1,080,564	1,076,513	1,088,018	924,324	858,741	897,410	1,006,337	981,174	1,027,465	1,096,000
CAPITAL EXPENDITURES:										
Automobiles	0	26,900	0	0	0	0	0	0	0	0
Office Renovations/Move	0	0	0	0	0	0	0	0	0	0
Office Equip/Computer/Radio	0	1,885	247	8,036	0	15,762	0	0	0	0
TOTAL CAPITAL EXPENSE	0	28,785	247	8,036	0	15,762	0	0	0	0
TOTAL EXPENDITURES	1,080,564	1,105,298	1,088,265	932,360	858,741	913,172	1,006,337	981,174	1,027,465	1,096,000
EXCESS OF REVENUES OVER (UNDER) EXPENSES	6,118	64,654	(106,250)	(56,751)	31,428	92,440	(52,108)	28,131	413,569	248,652
TOTAL RESERVE BALANCE THRU 2015.....	590,823									